

AltFS: Agency-light Feature Selection with Large Language Models in Deep Recommender Systems

Pengyue Jia¹, Zhaocheng Du², Yichao Wang², Xiangyu Zhao¹, Xiaopeng Li¹,
Yuhao Wang¹, Qidong Liu¹, Huifeng Guo², Ruiming Tang²,

¹City University of Hong Kong, ²Huawei Noah’s Ark Lab

Abstract

Feature selection is crucial in recommender systems for improving model efficiency and predictive performance. Traditional methods rely on agency models, such as decision trees or neural networks, to estimate feature importance. However, this approach is inherently limited, as the agency models may fail to learn effectively in all scenarios due to suboptimal training conditions (e.g., feature collinearity, high-dimensional sparsity, and data insufficiency). In this paper, we propose AltFS, an **Agency-light Feature Selection** method for deep recommender systems. AltFS integrates semantic reasoning from Large Language Models (LLMs) with task-specific learning from agency models. Initially, LLMs will generate a semantic ranking of feature importance, which is then refined by an agency model, combining world knowledge with task-specific insights. Extensive experiments on three public datasets from real-world recommender platforms demonstrate the effectiveness of AltFS. Our code is publicly available ¹ for reproducibility.

1 Introduction

Feature selection is crucial in deep recommender systems (DRS) for improving model performance, mitigating overfitting, and accelerating training and inference (Wang et al., 2022; Lin et al., 2022). Numerous solutions have been proposed to address the need for feature selection in DRS, which can be broadly categorized into three types based on their selection techniques: (1) **Shallow feature selection methods** (Breiman, 2001; Chen and Guestrin, 2016), which typically use statistical algorithms to assign importance scores to features. (2) **Gate-based feature selection methods** (Guo et al., 2022; Lyu et al., 2023), where a gate vector is optimized during training by assigning gates to feature embeddings, and the gate values are interpreted as

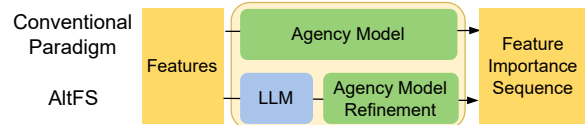


Figure 1: Conventional paradigm and AltFS.

indicators of the corresponding features’ importance. (3) **Sensitivity-based feature selection methods** (Wang et al., 2023; Zhang et al., 2023; Du et al., 2024), which evaluate parameter sensitivity using gradient information during backward propagation and then calculate feature importance.

As shown in Figure 1, all the aforementioned methods rely on training an agency model to capture the feature-to-label relationship. The accuracy of feature selection, therefore, hinges on how closely the agency model’s mapping aligns with the ground truth. However, in many real-world recommendation scenarios, agency models often fail to achieve optimal performance. For example, in cold-start or deep conversion tasks, the sparsity of samples—particularly positive samples—frequently leads to underfitting (Schein et al., 2002). Conversely, in cases involving numerous high-cardinality features, agency models are prone to overfitting (Zhang et al., 2022). Moreover, these models typically struggle to account for feature interdependencies, overlooking critical factors such as feature collinearity and complementarity when estimating feature importance.

LLMs offer potential solutions to the challenges faced by agency models. Trained on vast amounts of web data, LLMs can leverage their world knowledge to identify informative feature subsets in sparse scenarios and comprehend feature dependencies based on feature descriptions. For instance, agency models may fail to recognize that “longitude” and “latitude” must coexist to uniquely identify positions, potentially selecting only one for the feature subset. However, when this understanding

¹The link will be released after publication

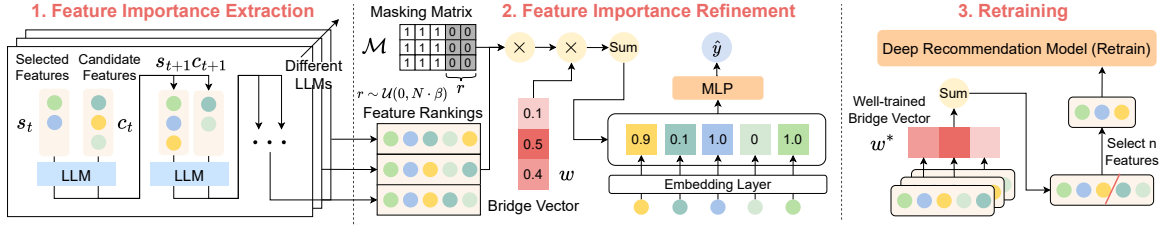


Figure 2: Overview of AltFS. There are three stages in AltFS, (1) Feature Importance Extraction Stage, (2) Feature Importance Refinement Stage, and (3) Retraining Stage.

is integrated into an LLM’s world knowledge, such issues can be easily resolved.

However, several challenges remain: (1) **Feature Complexity**: In real-world online platforms, numerous features exhibit complex relationships both among themselves and with the tasks at hand. (2) **Knowledge Gap**: LLMs are generally pre-trained on broad world knowledge, which may not align with the specific requirements of recommendation tasks. (3) **Efficiency Demand**: Additionally, industrial scenarios impose strict requirements on efficiency and resource consumption. Thus, efficiently and lightweightly integrating feature importance from world knowledge into recommendation model training poses a significant challenge.

To address the challenges above, we propose AltFS, an **Agency-light Feature Selection** algorithm for DRS. Specifically, to explore complex feature interdependencies and feature-task relationships, we design a context-aware prompt iteration method that leverages LLMs to provide prior knowledge of feature importance. To efficiently and lightweightly integrate this knowledge into agency models for assessing feature importance, we introduce a bridge network to refine the feature importance rankings further. The bridge vector is trained under constraints to harmonize knowledge-based and task-specific feature importance. Our contributions can be summarized as follows:

- AltFS introduces the first paradigm that combines world knowledge priors with agency-based feature selection in DRS, effectively addressing traditional methods inaccuracies that arise from relying solely on the agency model.
- We design a prompt iteration method that enables LLMs to select effective features based on their world knowledge iteratively.
- We introduce a novel bridge network to integrate feature importance from world knowl-

edge and the recommendation task space. This network is optimized in a lightweight, end-to-end manner.

- Extensive experiments are conducted on three public datasets derived from real-world online service platforms, verifying the effectiveness of our method.

2 Methodology

In this section, we will detail AltFS. First, we provide an overview of the AltFS framework in Section 2.1. Next, we introduce the fundamental DRS model in Section 2.2 and the key modules of AltFS in Section 2.3 and Section 2.4. Finally, we will describe the optimization and retraining in Section 2.5 and Section 2.6.

2.1 Overview

In this subsection, we provide an overview of AltFS, which consists of three stages: (1) Feature Importance Extraction, (2) Feature Importance Refinement, and (3) Retraining, as shown in Figure 2. In the Feature Importance Extraction stage, a prompt iteration method leverages LLMs to iteratively select predictive features from the candidate set, producing an initial feature importance ranking. To reduce bias, multiple LLMs are employed concurrently. Next, in the Feature Importance Refinement stage, the extracted feature importance sequences are refined using a bridge network integrated into the training process of the recommendation model. Finally, in the Retraining stage, the refined feature importance sequences are combined using the optimized bridge vector, generating a ranking that incorporates semantic reasoning and aligns with the recommendation task. The top n features from this ranking are selected to retrain a recommendation model from scratch.

2.2 Basic DRS Architecture

2.2.1 Embedding Layer

Efficient handling of categorical data is vital in recommender systems due to its inherent sparsity. Embedding layers address this challenge by transforming high-dimensional sparse categorical inputs into dense, low-dimensional vectors for DRS. The embedding process consists of two steps: (1) **Binarization**: Categorical features x are converted into binary vectors x' using one-hot encoding, where the dimensionality depends on the number of unique values in each feature field. (2) **Projection**: The binary vectors are projected into dense embeddings via embedding table lookups. For each feature field, the binary vector x'_n is mapped to an embedding $e_n = x'_n \cdot M_n$, where M_n is the learnable embedding table, and $e_n \in \mathbb{R}^{dim}$ is the resulting embedding. The concatenated output is $E = [e_1, e_2, \dots, e_N]$, where E represents the combined feature embeddings.

2.2.2 Transformation Layer

The transformation layer is a key component in DRS, enabling robust fitting capabilities through linear transformations and nonlinear activation:

$$h_l = \text{ReLU}(W_{l-1}h_{l-1} + b_{l-1}), h_0 = E \quad (1)$$

$$\hat{y} = \sigma(W_L h_L + b_L) \quad (2)$$

where h_l is the hidden state of the l th layer, and W_l and b_l are the weight and bias for the l th layer. For the output layer, h_L , W_L , and b_L denote the hidden state, weight, and bias, respectively. σ represents the activation function for recommendation tasks (e.g., Sigmoid and Softmax).

2.3 Prompt Iteration

To extract the complex semantic information between features and their relevance to specific recommendation tasks, we design the prompt illustrated in Figure 3, which consists of five parts: instructions, descriptions, feature sets, supplementary information, and output formatting. (1) **Instructions**: This section defines the role of LLMs and introduces the subsequent tasks. (2) **Descriptions**: This part provides essential information to address the feature selection problem, including descriptions of the recommendation task, dataset, and feature set. Specifically, in the recommendation task description, we outline the background of the task. For example, in the MovieLens dataset, the task is to determine whether a user likes a movie based on

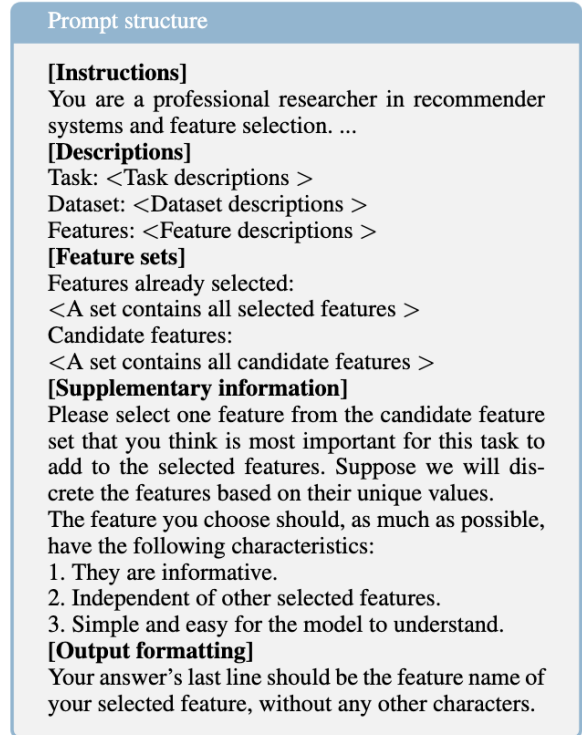


Figure 3: Structure of prompt.

user profiles and movie information. The dataset description focuses on the number of samples and features. Finally, the feature set description is divided into user features, item features, and interaction features. Each feature description includes five elements: feature name, feature description, feature type (e.g., int, string), example, and unique values, providing sufficient information for LLMs to assess feature importance. (3) **Feature Sets**: The feature sets are composed of two parts: features already selected and candidate features. The union of these two sets constitutes the complete feature set. (4) **Supplementary Information**: This part emphasizes the expected actions of LLMs (selecting one feature from the candidate features to add to the already selected features during each inference) and provides reference criteria for feature selection. (5) **Output Formatting**: This section standardizes the output format of LLMs to facilitate automated and streamlined feature selection. The prompts we used in this work are detailed in Appendix A.1.

Inspired by existing work (Sun et al., 2023), we prompt LLMs to analyze and select informative features in an iterative manner. Considering that different LLMs may exhibit significant assessing bias due to variations in training data, we treat the LLM as an expert while simultaneously introducing multiple different LLMs to generate several

feature importance sequences:

$$f_t^k = \text{LLM}_k(\text{prompt}, s_t^k, c_t^k) \quad (3)$$

$$s_{t+1}^k = s_t^k \cup \{f_t^k\}, c_{t+1}^k = c_t^k \setminus \{f_t^k\} \quad (4)$$

where s_t^k and c_t^k denote the set of selected features and the set of candidate features at t th step with k th LLM, f_t is the selected feature at t th step with k th LLM. The feature selected at t th step will be used to update the set of selected features and candidate features through Equation 4. Since user ID and item ID are essential in recommendation tasks, we initialize s_0 as a set containing these two features. The iteration process continues until no features remain in the candidate feature set. The output is a matrix containing the features selected at each time step by different LLMs.

2.4 Bridge Network

The feature importance ranking obtained through prompting LLMs is based solely on general world knowledge, leading to a discrepancy with the feature importance derived during model training. To bridge this gap, we propose a bridge network that incorporates feature importance sequences produced by different LLMs into the training process of the recommendation model.

For batch data, a few features will be first masked according to the feature importance ranking produced by LLMs. The number of masked features r varies in each batch and is sampled from $r \sim \mathcal{U}(0, N \cdot \beta)$, where N and β are the number of feature fields and maximum mask ratio.

$$\mathcal{M} = \begin{bmatrix} m_0^0 \cdots m_N^0 \\ m_0^1 \cdots m_N^1 \\ \vdots \cdots \vdots \\ m_0^M \cdots m_N^M \end{bmatrix}, m_t^k = \begin{cases} 0 & \text{if } t \geq N - r \\ 1 & \text{otherwise} \end{cases} \quad (5)$$

where \mathcal{M} is the masking matrix with m_t^k representing the masking value at t th step for k th LLM.

To integrate feature importance rankings produced LLMs into recommendation model training, we introduce a bridge vector. Suppose the feature set is F , w is the learnable bridge vector $w = [w_0, w_1, \dots, w_K]$ with a length equal to the

number of LLMs, the integration process is:

$$\delta(F_n, f_t^k) = \begin{cases} 1 & \text{if } F_n = f_t^k \\ 0 & \text{otherwise} \end{cases} \quad (6)$$

$$\hat{w} = \text{Softmax}(w \cdot \exp(\tau)) \quad (7)$$

$$h_n = \sum_{k=0}^K \sum_{t=0}^N \delta(F_n, f_t^k) \cdot (m_t^k \cdot \hat{w}_k) \quad (8)$$

where F_n is the n th feature field. h_n denotes the integrated weight for n th feature field. K and N denote the number of LLMs and feature fields, and τ is the temperature.

Before assigning the integrated weights h to embeddings, we need to normalize embeddings because their magnitude varies significantly across different feature fields, which can not be compared directly. We conduct BatchNorm to each field embedding by $\hat{e}_n = (e_n - E_n) / \sqrt{V_n + \epsilon}$, where E_n and V_n are the mean and variance of n th feature field in a batch, ϵ is a constant introduces to enhance numerical stability. After transformation, the embeddings of features should be $\hat{E} = [\hat{e}_1, \hat{e}_2, \dots, \hat{e}_N]$. Next, we weights embeddings by $E' = [h_1 \hat{e}_1, h_2 \hat{e}_2, \dots, h_N \hat{e}_N]$, where E' denotes weighted embeddings, h_n and \hat{e}_n are the weight and embeddings after transformation for n th feature field. The weighted embeddings will be input into the transformation layer in DRS to generate predictions following Equation 1 and Equation 2.

2.5 Optimization

We take the Click-through rate (CTR) prediction as our task in this paper, and we use the binary cross-entropy (BCE) loss as our optimization objective:

$$\min \mathcal{L} = -(\mathbf{y}_i \log(\hat{\mathbf{y}}_i) + (1 - \mathbf{y}_i) \log(1 - \hat{\mathbf{y}}_i)) \quad (9)$$

where \mathbf{y} and $\hat{\mathbf{y}}$ are the ground truth label and the prediction value.

2.6 Retraining

Given the well-trained bridge vector w^* and weighting gate \hat{w}^* , we can obtain the final feature importance scores for each feature, which simultaneously consider general world knowledge and recommendation task information.

$$f_i^k = 1 - \frac{t}{N} \quad (10)$$

$$h_n^* = \sum_{k=0}^K \sum_{t=0}^N \delta(F_n, f_t^k) \cdot (f_i^k \cdot \hat{w}_k^*) \quad (11)$$

where f_i^k denotes the feature importance score for feature f_i^k with k th LLM, the score decreases linearly according to the feature’s ranking in the sequence. h_n^* and \hat{w}_k^* are the final integrated feature importance score for n th feature field and well-trained weighting gate for k th LLM expert.

The top- n feature fields with the highest h_n^* will be selected to retrain DRS from scratch.

3 Experiments

3.1 Experimental Settings

3.1.1 Dataset.

We conduct experiments on three public datasets: Movielens-1M², Aliccp (Ma et al., 2018), and Kuairand (Gao et al., 2022). These datasets have varying numbers of features (9 in Movielelns-1M, 23 in Aliccp, and 102 in Kuairand). They are chosen to illustrate the effectiveness of our method under different application conditions. Detailed descriptions of datasets are given in Appendix A.2.

3.1.2 Baselines.

We perform experiments with the following baseline methods to demonstrate the advanced performance of our method. (1) **Shallow feature selection methods:** Lasso (Tibshirani, 1996), GBDT (Friedman, 2001), RandomForest (Breiman, 2001), XGBoost (Chen and Guestrin, 2016). (2) **Gate-based feature selection methods:** AutoField (Wang et al., 2022), AdaFS (Lin et al., 2022), OptFS (Lyu et al., 2023), LPFS (Guo et al., 2022). (3) **Sensitivity-based feature selection methods:** Permutation (Fisher et al., 2019), SFS (Wang et al., 2023), SHARK (Zhang et al., 2023). The detailed information of these baselines is introduced in Appendix A.3.

3.1.3 Evaluation Metrics.

To comprehensively evaluate our method, we use the AUC and Logloss metrics in CTR prediction following previous work (Wang et al., 2022; Lin et al., 2022). It is worth noting that an increase of **0.001** in AUC or a decrease in Logloss is already a significant improvement in CTR prediction task (Song et al., 2019; Wang et al., 2021).

3.1.4 Implementation Details.

We use Adam optimizer with learning rate 0.001, $\beta_1 = 0.9$, $\beta_2 = 0.999$, and $\epsilon = 1 \times 10^{-8}$ for all

²<https://groupLens.org/datasets/movielens/1m/>

experiments. The batch size is 4096, the embedding size is 8, the number of LLMs K is 3, the maximum mask ratio is 0.2, and the temperature coefficient τ is 4.0. To minimize the impact of randomness, we conduct each trial three times and use the average as the final result. The detailed settings are introduced in Appendix A.4.

3.2 Overall Performance

In this section, we compare AltFS with other state-of-the-art baselines on three public datasets. The results are listed in Table 1, and we can derive the following findings: 1) AltFS achieves the best performance across all metrics on three datasets. This superior performance is attributed to AltFS’s unique approach, which does not rely solely on the information provided by agency models to determine feature importance. Instead, it combines both world knowledge and task-specific information to comprehensively assess feature importance. 2) Overall, Gate-based and Sensitivity-based feature selection methods outperform Shallow feature selection methods. This is because Shallow feature selection methods rely on the original classifier, whose performance is generally weaker compared to the deep neural networks employed by Gate-based and Sensitivity-based feature selection methods. 3) The performance improvement of AltFS compared to no selection varies significantly across different datasets. Specifically, the improvement is most pronounced on the Movielens-1M dataset, while it is relatively modest on the Kuairand dataset. This discrepancy is due to the substantial differences in feature quantities among the datasets. The Movielens-1M dataset has fewer features, so removing a certain amount of irrelevant features has a more significant impact and yields greater gains. A case study is given in Appendix A.6.

3.3 Data-scarcity Performance

In this section, we discuss the performance of AltFS under data-scarcity conditions. To simulate a data-limited scenario, we reduce the training and validation sets of public datasets to 5% of their original size. Table 2 presents the results of AltFS and the baselines across three datasets. Based on Table 2, we can draw the following conclusions: 1) AltFS maintains its stable superiority even in data-scarce scenarios, almost outperforming all baselines across all metrics. This stability is due to AltFS’s ability to optimize the bridge vector with a minimal amount of data, thereby enhancing its ef-

Table 1: Comparison results between AltFS and other state-of-the-art baselines on three public datasets. The metrics of the best-performed methods and sub-optimal methods are highlighted in bold fonts and underlined. “*” indicates the statistically significant improvements (i.e., two-sided t-test with $p < 0.05$) over the best baseline. \uparrow : higher is better. \downarrow : lower is better.

Dataset	Movielens-1M		Aliccp		Kuairand	
	AUC \uparrow	Logloss \downarrow	AUC \uparrow	Logloss \downarrow	AUC \uparrow	Logloss \downarrow
No Selection	0.78854	0.54367	0.61804	0.16190	0.77953	0.55872
<i>Shallow Feature Selection</i>						
Lasso	0.78853	0.54388	0.61861	0.16185	0.77987	0.55835
GBDT	0.78904	0.54318	0.61854	0.16232	0.77972	0.55835
RF	0.78868	0.54336	0.61910	0.16172	0.77988	0.55801
XGBoost	0.80081	0.53075	0.61873	0.16176	0.77992	<u>0.55806</u>
<i>Gate-based Feature Selection</i>						
AutoField	0.80315	0.53075	0.61922	<u>0.16141</u>	<u>0.77997</u>	0.55820
AdaFS	0.78523	0.54765	0.61869	0.16143	0.77981	0.55854
OptFS	0.77606	0.55564	0.61862	0.16264	0.77933	0.55855
LPFS	<u>0.80339</u>	<u>0.52822</u>	0.61836	0.16189	0.77983	0.55824
<i>Sensitivity-based Feature Selection</i>						
Permutation	0.78853	0.54354	<u>0.61935</u>	0.16152	0.77978	0.55831
SFS	0.78927	0.54241	0.61897	0.16180	0.77981	0.55819
SHARK	0.78904	0.54277	0.61928	0.16151	0.77995	0.55815
AltFS	0.80480*	0.52703*	0.62015*	0.16139	0.78002	0.55801

fectiveness under limited data conditions. 2) Compared to the results in Table 1, the gap between AltFS and the No Selection approach becomes more pronounced. This indicates that feature selection has a more significant impact on the final results when data is scarce. 3) In the MovieLens-1M dataset, six baselines perform even worse than the No Selection approach. This is likely because, under data-scarce conditions, models are prone to overfitting, which prevents the agency model from providing reliable information for assessing feature importance.

3.4 Transferability Study

In this section, we investigate the transferability of features selected by AltFS. Specifically, whether the selected features remain effective when applied to other deep recommendation backbone models. We apply the features selected by AltFS to four popular deep recommendation models: FM (Rendle, 2010), DeepFM (Guo et al., 2017), Wide&Deep (Cheng et al., 2016), and DCN (Wang et al., 2017) on the Aliccp dataset. In Table 3, “No Selection” and “AltFS” represent the performance of the model with all available features and with the features selected by AltFS. We can find that: 1) All deep recommendation backbone models achieve improved prediction performance after applying the features selected by AltFS. This demonstrates that the features selected by AltFS possess strong

transferability capabilities and can adapt to various deep recommender systems. 2) By comparing the performance improvements across different models after applying the AltFS-selected features, we observe that more complex models (Wide&Deep and DCN) show greater enhancements compared to FM-based models. The possible reason is that more powerful models tend to amplify the impact of the features.

3.5 Ablation Study

In this section, we compare the performance of the following variants on Aliccp to verify the effectiveness of each component: 1) **w/o MM**: AltFS without multiple LLMs. This variant only considers the feature sequence generated by one advanced LLM (GPT4). 2) **w/o IP**: AltFS without iterative prompt. This variant prompts LLM to generate feature sequences in one shot, not in an iterative manner. 3) **w/o BV**: AltFS without bridge vector. This variant directly derives the final feature rankings by averaging the feature sequences generated by LLMs. From Figure 4, we can observe the following conclusions: 1) AltFS outperforms w/o MM. It is because the feature importance ranking from a single advanced LLM has an inherent bias, while AltFS can combine rankings from multiple LLMs to achieve a more robust and effective ranking. 2) AltFS is better than w/o IP. The possible reason is that the iterative prompt method

Table 2: Data-scarcity performance of AltFS and baselines on three datasets. The metrics of best-performed methods are highlighted with bold fonts, and the sub-optimal methods are emphasized with underlined text.

Dataset	Movielens-1M		Aliccp		Kuairand	
	AUC \uparrow	Logloss \downarrow	AUC \uparrow	Logloss \downarrow	AUC \uparrow	Logloss \downarrow
No Selection	0.70482	0.68468	0.55555	0.16867	0.70704	0.67961
<i>Shallow Feature Selection</i>						
Lasso	0.71338	0.68496	0.55634	0.16812	0.71161	0.68816
GBDT	0.70131	0.66595	<u>0.55837</u>	0.16800	0.71398	0.67449
RF	0.70416	0.68539	0.55639	0.16846	0.71308	0.67291
XGBoost	0.71737	0.62630	0.55636	0.16865	<u>0.71418</u>	0.67441
<i>Gate-based Feature Selection</i>						
AutoField	0.72051	0.62377	0.55823	0.16818	0.71256	0.67837
AdaFS	0.69554	0.65557	0.55222	0.16666	0.70571	0.67178
OptFS	0.69641	0.66066	0.55610	0.16926	0.70682	0.65146
LPFS	0.70213	0.68940	0.55768	0.16767	0.71292	0.68397
<i>Sensitivity-based Feature Selection</i>						
Permutation	0.70700	0.69110	0.55749	0.16785	0.71370	0.67278
SFS	<u>0.72232</u>	0.64441	0.55570	0.16781	0.71239	0.68463
SHARK	0.70318	0.68607	0.55758	0.16798	0.71359	0.68180
AltFS	0.72372	<u>0.62563</u>	0.55878	<u>0.16735</u>	0.71463	<u>0.66995</u>

Table 3: Transferability study.

Model	AUC \uparrow		Logloss \downarrow	
	No Selection	AltFS	No Selection	AltFS
FM	0.60667	0.60725	0.16284	0.16283
DeepFM	0.61716	0.61757	0.16203	0.16180
WideDeep	0.62084	0.62212	0.16143	0.16120
DCN	0.62271	0.62322	0.16173	0.16124

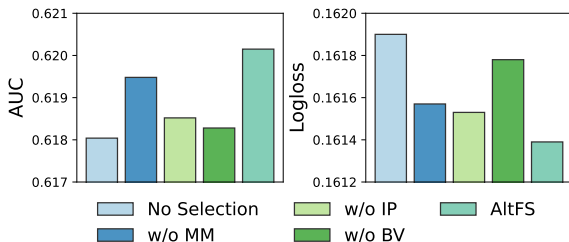


Figure 4: Ablation Study.

for obtaining feature importance rankings allows the LLM to focus on a more straightforward task each time, resulting in better performance than the one-shot approach. 3) AltFS is superior to w/o BV, indicating the effectiveness of the bridge vector, which can effectively evaluate the correctness of different feature rankings and integrate them. 4) All variants outperform No Selection in all metrics, demonstrating the stability of AltFS.

3.6 Hyperparameter Analysis

In this section, we will investigate the effect of hyperparameters on the performance of the Aliccp dataset. There are two important hyperparameters

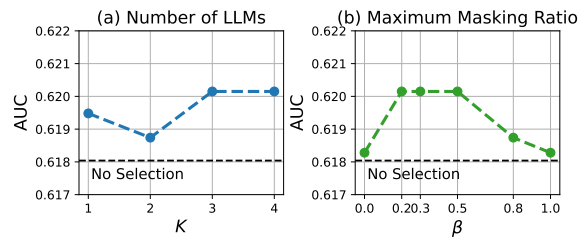


Figure 5: Hyperparameter analysis on number of LLMs (K) and maximum masking ratio (β).

in AltFS: the number of LLMs (K) and the maximum masking ratio (β). Figure 5 shows the results of AUC on different hyperparameters. The full results containing both AUC and Logloss can be found in Appendix A.5.

3.6.1 Number of LLMs.

As shown in Figure 5(a), we experiment with the number of LLMs from 1 to 4. We prioritize using models with larger parameter sizes, starting with the most powerful model (GPT4). The results lead to the following conclusions: (1) A single strong LLM can provide valuable information for feature selection, with just one LLM outperforming the No selection baseline. (2) The optimal performance is achieved when the number of LLMs is set to 3. This is because the bridge vector can effectively assign weights to the existing feature importance sequences generated by different LLMs according to the current recommendation task. This results in a comprehensive feature importance ranking that

integrates both semantic and task-specific aspects. (3) When the number of LLMs exceeds 3, the performance of the method stabilizes, indicating the generalization and stability of AltFS, with 3 being the most cost-effective hyperparameter choice.

3.6.2 Maximum Masking Ratio.

As illustrated in Figure 5(b), we set the maximum masking ratio from 0 to 1 and freeze other hyperparameters. We can draw the following conclusions: 1) The overall AUC trend exhibits an initial increase followed by a decrease. This is because when β approaches 0, no features will be masked, resulting in the final feature ranking being a simple average of the sequences generated by LLMs. Conversely, when β approaches 1, the most important features in the sequences generated by the LLMs tend to be similar at the top, while the differences among the features in the lower ranks are gradually diminished as beta increases. This weakens the effectiveness of feature selection. 2) We can also observe that the feature selection performance remains consistently exceptional when β is between 0.2 and 0.5, highlighting the robustness and generalization capability of AltFS.

4 Related Work

Feature Selection for Recommender Systems.

Features are a crucial component of machine learning algorithms, and the quality of the feature input directly impacts the model’s predictive performance (Liu et al., 2019, 2023; Fan et al., 2020). Therefore, feature selection, an approach aimed at identifying predictive features from the original feature set, has become a critical part of the machine learning pipeline. Traditional feature selection methods can generally be categorized into three types: 1) Filter Methods. These methods define specific criteria for evaluating the importance of features, such as the Chi-squared test (Liu and Setiono, 1995) and mutual information (Battiti, 1994). 2) Wrapper Methods. These methods typically employ heuristic algorithms and use black-box models to assess the effectiveness of feature subsets (Kohavi and John, 1997). 3) Embedded Methods. This type integrates feature selection within the predictive model, evaluating features along with the model optimization process (Tibshirani, 1996; Friedman, 2001). With the advancement of deep learning technologies, numerous related works have emerged in the field of recommender systems, leading to the development of

various feature selection methods (Li et al., 2024). AutoField (Wang et al., 2022) was the first to introduce the use of AutoML for learning feature importance in recommender systems. It constructed an innovative controller network that learns importance weights for different feature fields. AdaFS (Lin et al., 2022) expanded on AutoField by recognizing that different features may have varying importance across different samples.

AutoML in Recommender Systems. In recommender systems, challenges such as feature selection, feature crossing, and embedding dimension design face the difficulty of large candidate sets and the need for specialized knowledge to optimize them. AutoML is a technology that effectively lowers the barrier for users by automating and simplifying the design and optimization of machine learning algorithms (He et al., 2021). For feature selection, methods like AutoField (Wang et al., 2022), AdaFS (Lin et al., 2022), and OptFS (Lyu et al., 2023) have achieved significant improvements in model performance and efficiency by designing gating weights to automatically select features. In the area of feature crossing, AutoCross (Luo et al., 2019) uses beam search in a tree-based space to automatically select high-level cross-features. Regarding embedding dimension search, AutoDim (Zhao et al., 2021) employs a two-stage approach: it first conducts end-to-end training of the weights for each embedding dimension in a soft manner, then selects the embedding size with the highest weight for each feature field. Additionally, AutoDis (Guo et al., 2021) introduces three core modules—meta-embeddings, automatic discretization, and aggregation—to learn the embedding of features.

5 Conclusion

In this paper, we introduce AltFS, an agency-light feature selection method for deep recommender systems. Specifically, we first propose a prompt iteration technique, which iteratively prompts large language models (LLMs) to obtain an initial ranking of features in the semantic space. Then, we introduce the bridge vector, which connects the semantic information of features with the current recommendation task, further fine-tuning the feature importance ranking. We conduct extensive experiments on three public datasets, and the results demonstrate the superiority of AltFS compared to other state-of-the-art methods.

6 Limitations

AltFS exhibits two potential limitations that are worth addressing in future work. First, although AltFS has optimized computational efficiency, the inference time of LLMs can still become a bottleneck when dealing with datasets containing an extremely large number of features. To mitigate this, future work could explore model quantization or distillation techniques to further enhance efficiency. Second, AltFS relies on the world knowledge encoded in LLMs, which may not fully align with the specific requirements of certain recommendation tasks. Although we have proposed the bridge vector to mitigate this issue, there is still an inevitable gap. To address this, future research could incorporate domain-specific knowledge bases or fine-tune LLMs to better adapt to specific tasks.

References

- Roberto Battiti. 1994. Using mutual information for selecting features in supervised neural net learning. *IEEE Transactions on neural networks*, 5(4):537–550.
- Leo Breiman. 2001. Random forests. *Machine learning*, 45:5–32.
- Tianqi Chen and Carlos Guestrin. 2016. Xgboost: A scalable tree boosting system. In *Proceedings of the 22nd acm sigkdd international conference on knowledge discovery and data mining*, pages 785–794.
- Heng-Tze Cheng, Levent Koc, Jeremiah Harmsen, Tal Shaked, Tushar Chandra, Hrishikesh Aradhya, Glen Anderson, Greg Corrado, Wei Chai, Mustafa Ispir, et al. 2016. Wide & deep learning for recommender systems. In *Proceedings of the 1st workshop on deep learning for recommender systems*, pages 7–10.
- Zhaocheng Du, Junhao Chen, Qinglin Jia, Chuhan Wu, Jieming Zhu, Zhenhua Dong, and Ruiming Tang. 2024. Lightcs: Selecting quadratic feature crosses in linear complexity. In *Companion Proceedings of the ACM on Web Conference 2024*, pages 38–46.
- Wei Fan, Kunpeng Liu, Hao Liu, Pengyang Wang, Yong Ge, and Yanjie Fu. 2020. Autofs: Automated feature selection via diversity-aware interactive reinforcement learning. In *2020 IEEE International Conference on Data Mining (ICDM)*, pages 1008–1013. IEEE.
- Aaron Fisher, Cynthia Rudin, and Francesca Dominici. 2019. All models are wrong, but many are useful: Learning a variable’s importance by studying an entire class of prediction models simultaneously. *Journal of machine learning research: JMLR*, 20.
- Jerome H Friedman. 2001. Greedy function approximation: a gradient boosting machine. *Annals of statistics*, pages 1189–1232.
- Chongming Gao, Shijun Li, Yuan Zhang, Jiawei Chen, Biao Li, Wenqiang Lei, Peng Jiang, and Xiangnan He. 2022. Kuairand: An unbiased sequential recommendation dataset with randomly exposed videos. In *Proceedings of the 31st ACM International Conference on Information and Knowledge Management, CIKM ’22*, page 3953–3957.
- Huifeng Guo, Bo Chen, Ruiming Tang, Weinan Zhang, Zhenguo Li, and Xiuqiang He. 2021. An embedding learning framework for numerical features in ctr prediction. In *Proceedings of the 27th ACM SIGKDD Conference on Knowledge Discovery & Data Mining*, pages 2910–2918.
- Huifeng Guo, Ruiming Tang, Yunming Ye, Zhenguo Li, and Xiuqiang He. 2017. Deepfm: a factorization-machine based neural network for ctr prediction. *arXiv preprint arXiv:1703.04247*.
- Yi Guo, Zhaocheng Liu, Jianchao Tan, Chao Liao, Daqing Chang, Qiang Liu, Sen Yang, Ji Liu, Dongying Kong, Zhi Chen, et al. 2022. Lpfs: Learnable polarizing feature selection for click-through rate prediction. *arXiv preprint arXiv:2206.00267*.
- Xin He, Kaiyong Zhao, and Xiaowen Chu. 2021. Auttml: A survey of the state-of-the-art. *Knowledge-based systems*, 212:106622.
- Ron Kohavi and George H John. 1997. Wrappers for feature subset selection. *Artificial intelligence*, 97(1-2):273–324.
- Yang Li, Kangbo Liu, Ranjan Satapathy, Suhang Wang, and Erik Cambria. 2024. Recent developments in recommender systems: A survey. *IEEE Computational Intelligence Magazine*, 19(2):78–95.
- Weilin Lin, Xiangyu Zhao, Yejing Wang, Tong Xu, and Xian Wu. 2022. Adafs: Adaptive feature selection in deep recommender system. In *Proceedings of the 28th ACM SIGKDD Conference on Knowledge Discovery and Data Mining (KDD)*.
- Huan Liu and Rudy Setiono. 1995. Chi2: Feature selection and discretization of numeric attributes. In *Proceedings of 7th IEEE international conference on tools with artificial intelligence*, pages 388–391. Ieee.
- Kunpeng Liu, Yanjie Fu, Pengfei Wang, Le Wu, Rui Bo, and Xiaolin Li. 2019. Automating feature subspace exploration via multi-agent reinforcement learning. In *Proceedings of the 25th ACM SIGKDD International Conference on Knowledge Discovery & Data Mining*, pages 207–215.
- Kunpeng Liu, Yanjie Fu, Le Wu, Xiaolin Li, Charu Aggarwal, and Hui Xiong. 2023. Automated feature selection: A reinforcement learning perspective. *IEEE Transactions on Knowledge and Data Engineering*, 35(3):2272–2284.

- Yuanfei Luo, Mengshuo Wang, Hao Zhou, Quanming Yao, Wei-Wei Tu, Yuqiang Chen, Wenyuan Dai, and Qiang Yang. 2019. Autocross: Automatic feature crossing for tabular data in real-world applications. In *Proceedings of the 25th ACM SIGKDD International Conference on Knowledge Discovery & Data Mining*, pages 1936–1945.
- Fuyuan Lyu, Xing Tang, Dugang Liu, Liang Chen, Xiquiang He, and Xue Liu. 2023. Optimizing feature set for click-through rate prediction. In *Proceedings of the ACM Web Conference 2023*, pages 3386–3395.
- Xiao Ma, Liqin Zhao, Guan Huang, Zhi Wang, Zelin Hu, Xiaoqiang Zhu, and Kun Gai. 2018. Entire space multi-task model: An effective approach for estimating post-click conversion rate. In *The 41st International ACM SIGIR Conference on Research & Development in Information Retrieval*, pages 1137–1140.
- Steffen Rendle. 2010. Factorization machines. In *2010 IEEE International conference on data mining*, pages 995–1000. IEEE.
- Andrew I Schein, Alexandrin Popescul, Lyle H Ungar, and David M Pennock. 2002. Methods and metrics for cold-start recommendations. In *Proceedings of the 25th annual international ACM SIGIR conference on Research and development in information retrieval*, pages 253–260.
- Weiping Song, Chence Shi, Zhiping Xiao, Zhijian Duan, Yewen Xu, Ming Zhang, and Jian Tang. 2019. Autoint: Automatic feature interaction learning via self-attentive neural networks. In *Proceedings of the 28th ACM international conference on information and knowledge management*, pages 1161–1170.
- Weiwei Sun, Lingyong Yan, Xinyu Ma, Shuaiqiang Wang, Pengjie Ren, Zhumin Chen, Dawei Yin, and Zhaochun Ren. 2023. Is chatgpt good at search? investigating large language models as re-ranking agents. *arXiv preprint arXiv:2304.09542*.
- Robert Tibshirani. 1996. Regression shrinkage and selection via the lasso. *Journal of the Royal Statistical Society: Series B (Methodological)*.
- Ruoxi Wang, Bin Fu, Gang Fu, and Mingliang Wang. 2017. Deep & cross network for ad click predictions. In *Proceedings of the ADKDD'17*, pages 1–7.
- Ruoxi Wang, Rakesh Shivanna, Derek Cheng, Sagar Jain, Dong Lin, Lichan Hong, and Ed Chi. 2021. Dcn v2: Improved deep & cross network and practical lessons for web-scale learning to rank systems. In *Proceedings of the web conference 2021*, pages 1785–1797.
- Yejing Wang, Zhaocheng Du, Xiangyu Zhao, Bo Chen, Huifeng Guo, Ruiming Tang, and Zhenhua Dong. 2023. Single-shot feature selection for multi-task recommendations. In *Proceedings of the 46th International ACM SIGIR Conference on Research and Development in Information Retrieval*, pages 341–351.
- Yejing Wang, Xiangyu Zhao, Tong Xu, and Xian Wu. 2022. Autofield: Automating feature selection in deep recommender systems. In *Proceedings of the ACM Web Conference*.
- Beichuan Zhang, Chenggen Sun, Jianchao Tan, Xinjun Cai, Jun Zhao, Mengqi Miao, Kang Yin, Chengru Song, Na Mou, and Yang Song. 2023. Shark: A lightweight model compression approach for large-scale recommender systems. In *Proceedings of the 32nd ACM International Conference on Information and Knowledge Management, CIKM '23*.
- Zhao-Yu Zhang, Xiang-Rong Sheng, Yujing Zhang, Biye Jiang, Shuguang Han, Hongbo Deng, and Bo Zheng. 2022. Towards understanding the overfitting phenomenon of deep click-through rate models. In *Proceedings of the 31st ACM international conference on information & knowledge management*, pages 2671–2680.
- Xiangyu Zhao, Haochen Liu, Hui Liu, Jiliang Tang, Weiwei Guo, Jun Shi, Sida Wang, Huiji Gao, and Bo Long. 2021. Autodim: Field-aware embedding dimension search in recommender systems. In *Proceedings of the Web Conference 2021*, pages 3015–3022.

Table 4: Dataset statistics

Dataset	Movielens-1M	Aliccp	Kuairand
Interactions	1,000,209	85,316,519	1,436,609
Users	6,040	238,635	27,285
Items	3,706	467,298	7,551
Interaction Type	Rating (1-5)	Click	Click
Feature Num	9	23	96

A Appendix

A.1 Prompt

In this section, we will detail the prompt we used in the feature importance extraction stage. The specific prompt we used for Movielens-1M is shown in Figure 6.

A.2 Dataset Description

In this section, we introduce the datasets we used in our paper. The statistics of datasets are illustrated in Table 4.

- **Movielens-1M.** The Movielens-1M dataset is a highly popular dataset in the field of recommender systems, with the task of predicting whether a user will like a particular movie. In this paper, we consider interactions with a rating greater than 3 as indicative of user preference, labeling them as positive samples. This dataset consists of 9 features, which allows for the evaluation of various feature selection methods under conditions with a limited number of features. In our study, we divide the dataset into training, validation, and test sets using a 7:2:1 ratio.
- **Aliccp.** The Aliccp (Alibaba Click and Conversion Prediction) dataset is derived from real-world data collected from the e-commerce platform Taobao. It contains over 80 million interaction records, encompassing more than 230,000 users and 467,000 items, making it a dataset that closely mirrors real-world scenarios. Additionally, it includes 23 features, enabling the evaluation of various feature selection methods under typical conditions. In our study, we follow the original partitioning strategy of the Aliccp dataset, using 50% of the data for training, while the remaining data is split equally between the validation and test sets.
- **Kuairand.** KuaiRand is a dataset collected from the short video platform Kuaishou, based

on real-world data. We have selected the “pure” version, which contains over 1 million interaction records. The primary reason for choosing this dataset is its provision of 96 features, making it well-suited for thoroughly evaluating the effectiveness of various feature selection methods in scenarios with a large number of features. We partitioned the dataset into training, validation, and test sets using a 7:2:1 ratio.

A.3 Baseline Introduction

In this section, we will provide a detailed introduction to the baselines.

A.3.1 Shallow Feature Selection Methods.

- **Lasso (Tibshirani, 1996).** Lasso is the Least Absolute Shrinkage and Selection Operator, which effectively combines variable selection and regularization to enhance model performance.
- **GBDT (Friedman, 2001).** Gradient Boosted Decision Trees (GBDT) is a highly effective machine learning algorithm that leverages the strengths of decision trees in combination with the boosting technique. It constructs an ensemble of decision trees, with each tree iteratively correcting the errors of its predecessors.
- **Random Forest (Breiman, 2001).** Random Forest determines feature importance by measuring the extent to which each feature reduces impurity within a decision tree, typically using Gini impurity or entropy.
- **XGBoost (Chen and Guestrin, 2016).** XGBoost is a highly efficient and scalable machine learning algorithm built on the principles of gradient boosting. XGBoost determines feature importance by assessing the impact of each feature on the model’s final predictive performance.

A.3.2 Gate-based Feature Selection Methods.

- **AutoField (Wang et al., 2022).** AutoField is the first work in the recommender systems domain to focus on feature selection within DRS (Deep Recommender Systems). It introduces an advanced controller network that trains two parameters for each feature field, representing the likelihood of selecting that feature.

Prompt we used on Movielens-1M

[Instructions]

You are a professional researcher in recommender systems and feature selection. Given a deep learning task and descriptions of some features, you can accurately select informative and effective features to help the deep learning model more accurately and robustly model the task, achieving optimal performance. Next, I will provide you with a description of a deep learning modeling task, descriptions of a series of features, as well as the features already selected and a set of candidate features. Please analyze the provided information and choose one feature from the candidate set that you think is crucial.

[Descriptions]

Description of the deep learning modeling task:

given user features, movie features, interaction features, the task is to predict whether the user will watch the movie.

Descriptions of dataset:

Field Name	Description	Value
Sample num	The number of samples in the dataset	1000209
Feature num	The number of features	9

Descriptions of features:

Interaction features:

Field Name:	Description	Type	Example	unique values
user_id	The ID of the user. UserIDs range between 1 and 6040.	int64	1	6040
movie_id	The ID of the movie. MovieIDs range between 1 and 3952.	int64	661	3952
timestamp	Timestamp of the interaction. Timestamp is represented in seconds.	int64	978300719	458455

User features:

Field Name	Description	Type	Example	unique values
user_id	The ID of the user. UserIDs range between 1 and 6040.	int64	1	6040
gender	Gender is denoted by a "M" for male and "F" for female	str	F	2
age	Age is chosen from the following ranges: 1: "Under 18"; 18: "18-24";...	int64	56	7
Occupation	Occupation is chosen from the following choices: 0: "other" or not specified; 1: "academic/educator";...	int64	16	21
zip	zip code	int64	48067	3439

Item features:

Field Name	Description	Type	Example	unique value
movie_id	The ID of the movie. MovieIDs range between 1 and 3952.	int64	661	3952
title	Movie titles. Titles are identical to titles provided by the IMDB (including year of release)	str	One Flew Over the Cuckoo's Nest (1975)	3706
genres	Genres are pipe-separated and are selected from the following genres: Action, Adventure, Animation...	str	Adventure Children's Drama Musical	301

[Feature sets]

Features already selected:

<A set contains all selected features >

Candidate features:

<A set contains all candidate features >

[Supplementary information]

Please select one feature from the candidate feature set that you think is most important for this task to add to the selected features. Suppose we will discrete the features based on their unique values.

The feature you choose should, as much as possible, have the following characteristics:

1. They are informative.
2. Independent of other selected features.
3. Simple and easy for the model to understand.

[Output formatting]

Your answer's last line should be the feature name of your selected feature, without any other characters.

Figure 6: Prompt for Movielens-1M.

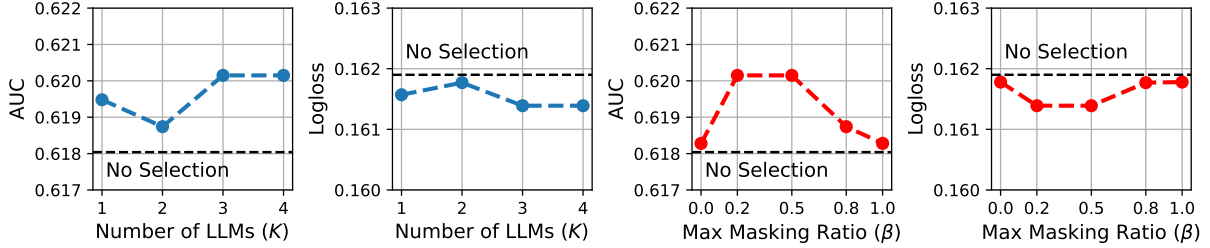


Figure 7: Hyperparameter analysis on number of LLMs (K) and maximum masking ratio (β) on AUC and Logloss for Aliccp dataset.

- **AdaFS (Lin et al., 2022).** AdaFS refines feature selection further along the lines of AutoField. Recognizing that feature importance varies significantly across different samples, AdaFS focuses on generating dynamic gating weights for each sample, enabling the model to adaptively select features.
- **OptFS (Lyu et al., 2023).** OptFS differs from previous work by focusing on feature value selection. Through the learning of a gating network, OptFS can significantly reduce the number of feature values while simultaneously enhancing the model’s predictive performance.
- **LPFS (Guo et al., 2022).** LPFS critiques previous approaches that determine feature importance based on the magnitude of gating values. It introduces a smoothed- l^0 function that effectively selects features in a single stage.

A.3.3 Sensitivity-based Feature Selection Methods.

- **Permutation (Fisher et al., 2019).** This method assesses the importance of a feature by disrupting the values within a specific feature field and observing whether this permutation significantly impacts the model’s predictive performance.
- **SFS (Wang et al., 2023).** SFS assigns feature importance weights by examining the gradient of the gating vector on a small subset of data.
- **SHARK (Zhang et al., 2023).** SHARK uses the first-order component of the Taylor expansion as a measure of feature importance. It improves model efficiency and performance by removing less important features from the embedding table.

Table 5: Hyperparameters for baselines.

Method	Hyperparameters
Shallow Feature Selection Methods	
Lasso	alpha=1.0
GBDT	loss=logloss, learning_rate=0.1, n_estimators=100
RF	n_estimators=100, criterion=gini
XGBoost	booster=gbrtree, gamma=0, max_depth=6
Gate-based Feature Selection Methods	
AutoField	update frequency: 10
AdaFs	pretrained epoch: 0; update frequency: 4
OptFS	gamma: 5000; epsilon: 0.1
LPFS	epsilon update frequency: 100; epsilon decay: 0.9978
Sensitivity-based Feature Selection Methods	
Permutation	n_repeats=5
SFS	num_batch_sampling: 100
SHARK	None

A.4 More details on implementation

In this section, we will introduce more details on implementation to ease reproduction.

A.4.1 Hyperparameter settings

For AltFS, we selected three LLMs: GPT-4, GPT-4o, and GPT-3.5. In the hyperparameter analysis, we also explored the performance when using four LLMs, with the additional LLM being Gemini-1.5-Pro. Our experiments were conducted on a single A100 GPU. The hyperparameter settings for other baselines are detailed in Table 5.

A.4.2 Guidelines for reproduction

In this section, we primarily explain how to reproduce the results. The information is also included in the readme file in our code repository.

Feature Importance Extraction stage. You can run `python llm_predict/predict.py --model=gpt-4-turbo --dataset=movielens` to generate feature importance sequences by LLMs. The generating sequences will be saved automatically.

Feature Importance Refinement stage. `python fs_run.py --dataset=movielens-1m --fs=altfs --retrain=false` This process will run the Feature Im-

portance Refinement stage. The terminal will output the will-trained bridge vector when the process ends.

Retraining stage. Running script by `python llm_predict/llm_selection.py` to get the final feature rank file. Then running `python fs_run.py -dataset=movielens-1m -model=dcn -train_or_search=false -rank_path=altfs_movielens-1m -k=k -checkpoint_folder=checkpoints_for_retrain/` to retrain the recommendation model.

A.5 More results on Hyperparameter analysis

In this section, we will give the hyperparameter analysis results on both AUC and Logloss for Alickp dataset. Since a higher AUC is better and a lower Logloss is preferable, we can observe from Figure 7 that parameter with higher AUC values correspond to lower Logloss values, indicating an inverse relationship between the two metrics. This demonstrates that our analysis of AUC in the hyperparameter analysis is equally applicable to Logloss. **Number of LLMs:** Experimenting with 1 to 4 LLMs, the results reveal that a single strong LLM (e.g., GPT-4) is beneficial, outperforming the no-selection baseline. Optimal performance is achieved with 3 LLMs, as the bridge vector effectively integrates feature importance sequences from different LLMs, balancing semantic and task-specific aspects. Using more than 3 LLMs stabilizes performance, with 3 being the most cost-effective choice.

Maximum Masking Ratio: Varying the maximum masking ratio from 0.0 to 1.0 shows an initial increase in AUC followed by a decrease and an initial decrease in Logloss followed by an increase. A lower ratio (near 0) averages LLM-generated sequences, while a higher ratio (near 1) reduces the differences among features, weakening selection effectiveness. The performance remains robust between ratios of 0.2 and 0.5, indicating the stability and generalization ability of AltFS.

A.6 Case Study

In this section, we present a specific example to illustrate the effectiveness of LLM reasoning in the feature selection process. Figure 8(a) shows the Cramér’s V index of various features in the MovieLens-1M dataset, representing the correlation between different features. The darker the green, the stronger the correlation between the two features. We observe that “title” and “movie_id”

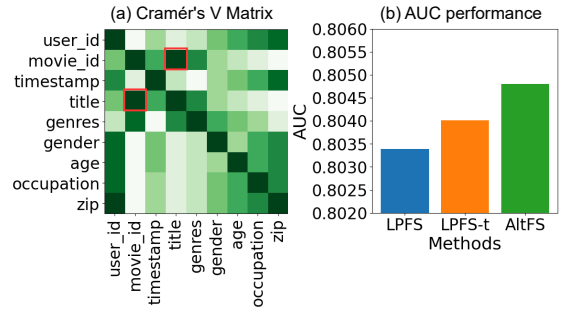


Figure 8: (a) Cramér’s V matrix and (b) AUC performance on MovieLens-1M.

are highly correlated, as indicated by the red box in the figure. Additionally, Figure 8(b) displays the AUC performance on the MovieLens-1M dataset for the best-performing baseline LPFS, LPFS-t (which removes the title feature based on LPFS), and AltFS. We find that removing the title feature results in a significant improvement for LPFS, indicating that the strong correlation between “title” and “movie_id” indeed hinders model training. Finally, we examine the feature importance ranking from LPFS: [“movie_id”, “user_id”, “title”, “genres”, “zip”, “gender”, “age”, “occupation”, “timestamp”]. LPFS assigns high importance to both “movie_id” and “title”, likely because the model optimization process treats these two features as roughly equally important, overlooking the issue of information redundancy between them. However, AltFS, by leveraging LLM reasoning, effectively identifies this issue. Below is an analysis extracted from the LLM response during prompt iteration regarding the title feature: “While the movie title might have some influence, it’s likely highly correlated with movie_id and thus doesn’t add significant independent information.” Consequently, a more accurate and effective feature ranking is obtained: [“user_id”, “movie_id”, “genres”, “age”, “gender”, “timestamp”, “occupation”, “zip”, “title”]. This demonstrates the effectiveness of AltFS in handling feature importance extraction.