
VIRTUAL REFLECTIONS ON A DYNAMIC 2D EYE MODEL IMPROVE SPATIAL REFERENCE IDENTIFICATION

A PREPRINT

Matti Krüger^{1,2}, Yutaka Oshima¹, and Yu Fang¹

¹Honda Research Institute Japan Co., Ltd., Wako-shi, Saitama, Japan
²Honda Research Institute Europe GmbH, Offenbach am Main, Germany
firstname.lastname@jp.honda-ri.com|@honda-ri.de

December 12, 2024

ABSTRACT

The visible orientation of human eyes creates some transparency about people's spatial attention and other mental states. This leads to a dual role for the eyes as a means of sensing and communication. Accordingly, artificial eye models are being explored as communication media in human-machine interaction scenarios. One challenge in the use of eye models for communication consists of resolving spatial reference ambiguities, especially for screen-based models. Here, we introduce an approach for overcoming this challenge through the introduction of reflection-like features that are contingent on artificial eye movements. We conducted a user study with 30 participants in which participants had to use spatial references provided by dynamic eye models to advance in a fast-paced group interaction task. Compared to a non-reflective eye model and a pure reflection mode, their combination in the new approach resulted in a higher identification accuracy and user experience, suggesting a synergistic benefit.

Keywords eye-model · spatial referencing · human-robot interaction

1 Introduction

First and foremost, the eyes are sensory organs for acquiring visual information from the environment. Sharp visual perception through the eyes relies on the projection of light from a scene at a depth of interest onto light-sensitive tissue inside the eye. To achieve such a projection selectively, the eyes have evolved mechanisms that allow us to sample a scene through various actions that alter, for instance, eye orientation, pupil diameter, and lens curvature. One byproduct of this action-guided visual perception is that aspects of cognition become observable. For example, eye movements and the direction of the pupil reveal where a person is looking and, when further following the gaze direction, what a person is currently attending to. Thus, eyes may not only be understood as sensory organs but also as communication devices [1, 2]. Indeed, in support of their informative value, eyes have been found to be a particularly strong attractor for other people's gaze (see, e.g., [3, 4, 5]) and the exploitation of gaze direction transparency appears to even have evolved into reflexive gaze following behavior [6]. According to the cooperative eye hypothesis [1, 7], human eyes may have developed their particularly visible features - compared to other animals - precisely to increase their social utility. The social role of the eyes is also emphasized by the participation of the eyes in the expression of and influence on emotions [8, 9, 10] as well as the particular sensitivity to eye contact [11]. Due to the perceptual salience of the eyes, communication abilities, and social role, models that mimic human eyes are regularly used as communication tools, especially in virtual characters and robots designed for human-machine interaction (e.g., [12, 13, 14, 15, 16, 2]). If implemented successfully, such eye models can be exploited to capture a person's attention intuitively, communicate directions of interest, and even indicate some mental states, making them promising tools for supporting human-machine cooperation [17, 18].

1.1 Challenges for communicative eye models

However, eye models on virtual characters and robots are often subject to constraints that may limit communication utility. Recreating human-like ocular behavior requires multiple actuators to be driven in a complex conjunction at low latency and with high accuracy (e.g., [19]). This means that design and construction are either complex or a compromise in terms of model performance. Artificial eyes can thus easily fail to recreate realistic eye movements with human-like latency, accuracy, and context-dependent variability, due to limitations of the available hardware or the behavior-driving models. In consequence, their movements can appear unnatural, scripted, or even disturbing [20, 21], possibly leading to an ignorance of the eyes in the long term. Virtual eyes that are presented on displays [14, 16, 22] may overcome many limitations related to latency and available degrees of freedom but can have difficulties in unambiguously conveying spatial information due to their two-dimensional screen projection.

The ability to follow the gaze of another person is partially dependent on the spherical shape of the eyes, which creates depth cues that aid estimations about each eye's orientation. Considering the individual orientations of both eyes relative to each other can reveal not just the direction but the actual distance and even point of attention in space because the point of convergence of both eyes' orientation (in extension) corresponds to the focus point [23]. Because the angle of convergence becomes smaller with distance and, conversely, increases with proximity, it is a useful indicator of focus distance.

When another person is located further in the distance (thereby reducing binocular disparity) or when we only see a two-dimensional projection of another person, for example, on pictures and screens, an accurate estimation of that person's eye orientation and focus direction is aggravated. In these cases, other contextual information, such as head orientation and body posture in relation to the environment can be used to infer another person's region of attention [4]. However, an absence of depth information and, in consequence, also the distance cues from binocular convergence can lead to misperceptions of gaze direction and distance, especially in ambiguous situations with multiple possible regions of interest such as during group interactions. There exist some possibilities to simulate depth on two-dimensional displays by varying the image in response to changes in the location of the observer [24]. Such a simulation requires head-tracking of the observer and translation into corresponding image changes. However, the simulation of depth occurs only during observer movement and does not engage stereopsis. Furthermore, the dependence of a 3D effect on the perspective of the observer becomes problematic during interactions with groups of people, each of which occupies a different location and perspective. Unless each perspective is rendered and displayed individually, this limits the utility of perspective-adapted depth cuing to 1 to 1 human-robot interaction scenarios.

To overcome the loss of depth information while preserving the advantages of virtual eyes and other three-dimensional facial features, retro-projected robot heads have been introduced [25, 26]. These project images onto the inside of a translucent head model to realize a three-dimensional head-shaped display on which many spatial features can be conveyed.

However, such approaches can suffer from masking by ambient illumination [25]. Ambient light sources may not only make projected elements more difficult to see but the interactions of light and shadow with the head can lead to seemingly unnatural effects such as an inversion of shadows, in which regions not illuminated by outside light sources are more clearly visible than those that are. Retro-projected head and eye models may hence be restricted to environments with sufficiently controlled illumination.

The discussed approaches for creating eye models for communication purposes all come with issues that constrain their utility in various ways. The following section aims to introduce an approach that may circumvent some of these issues and extend the social utility of artificial eye models.

1.2 Benefits of a smooth surface

In interactions between humans, looking at another person's eyes is just one of two steps in trying to understand their focus of attention. At least for spatial references, the other step consists of mapping the gaze onto its target in space. The problem of inaccurate ocular cues lies in the uncertainty they create for the inferred gaze vector that would need to be traced. However, conveying the focus of attention through the eyes does not necessarily have to depend on such a gaze vector for artificial eyes. The appearance of virtual eyes represented on a display can be altered arbitrarily to support an observer's understanding of the focus of attention. A question that arises is, how this appearance may change or what may be displayed to convey references intuitively and without interfering with other communication features.

Human eyes have a smooth outer surface that reflects a portion of the light in the scene. In close proximity and with suitable illumination an eye can appear as a partial convex mirror of the scene it is facing.

Seeing a reflection in someone's eyes is thus a natural phenomenon, although the size of the reflection typically makes recognition of the reflected scene difficult. Artificial eyes are not restricted to the same size and reflection properties as




Figure 1: Illustration of an eye model that displays a mirror image of an attended area as a reflection-like overlay on its pupil and iris.

human eyes. Reflections on such eyes may be more recognizable, especially because the use of virtual eye models also allows for virtual reflections and projections that can be altered to enhance visibility. Accordingly, here it is proposed to augment virtual eye models intended for human-machine interaction, such as eyes shown on screens or projections, by including virtual mirror images of the machine’s current focus of attention in the eye models. In reference to that feature, here we refer to such eye models as *mirror eyes*.

Mirror eyes simultaneously display the direction and the content of focus. For an observer, this can turn the described two-step process of understanding spatial references into a single step and remove the need for unambiguously interpretable gaze vectors, substantially facilitating the design of effectively communicating eyes. Depending on user preferences, application context and the size and visibility of a machine’s eye models, aspects of virtual mirror images, such as scene crop, size, opacity, location, and distortion may be varied.

2 Methods

2.1 Prototype

We created a functional prototype that implements the mirror eye concept for utilization on a wide range of ubiquitous hardware, such as personal computers with webcams. It relies on the following sub-modules:

2.1.1 Dynamic eye model

The first module consists of a dynamic two-dimensional eye model that allows real-time movement of pupil and iris images relative to the sclera to create an illusion of rotation. To align these movements with locations of interest in space, a mapping from a camera image space to eye coordinates is applied. The camera image is mapped from the perspective of the location of the eye model on a screen. To simulate sensitivity to depth despite the flat camera image, we have created a module that estimates distances to objects in the scene based on provided object sizes and camera specifications for focal length and sensor size. The depth estimates are then used to adjust horizontal offsets in the case of the simultaneous application of multiple eye models. In accordance with typical vertebrate anatomy, we apply two eye models in conjunction and utilize the depth estimates to create individual horizontal offsets for each eye’s pupil and iris that create an effect of binocular disparity. This allows an observer to infer depth information from alignment differences between the eyes and may thus facilitate gaze target recognition.

2.1.2 Attention

To make the eye modules come to life by moving across a scene in a meaningful way, an attention module is required. Simply put, the task of such a module is to define and continuously update target coordinates in camera space that are then mapped to pupil and iris position as described above. Because we were interested in the application of eye models as referencing tools in social settings, we chose to let the eyes look at and follow people in a scene. For this purpose, we implemented a face-tracking module that can identify and simultaneously track multiple faces present in a camera feed. Target coordinates are then defined relative to one or multiple of these faces, allowing the eyes to appear to look at, follow, and switch between faces.

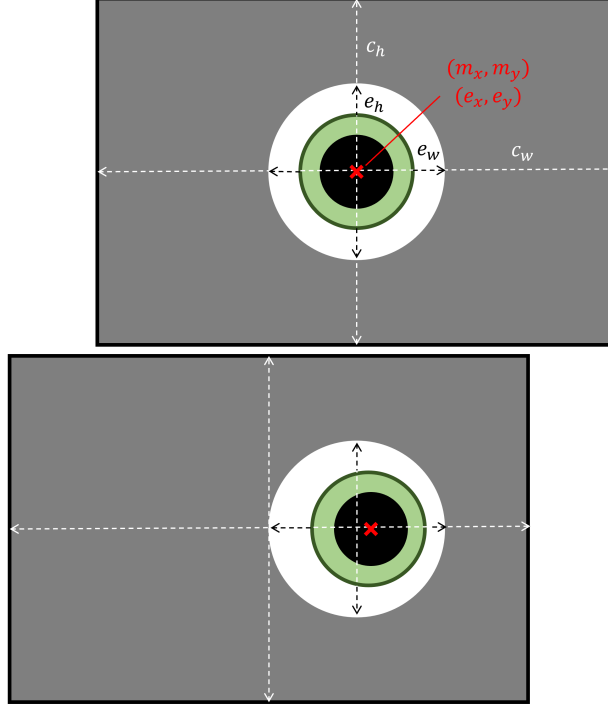


Figure 2: Illustration of the spatial shift for pupil and mirror image location as described by Equations 1-4. Top: All centers are aligned. Bottom: A small rightward shift of the pupil is accompanied by a larger leftward shift of the mirror image.

2.1.3 Virtual reflection

Having established dynamic eye models that appear to look at and follow faces in a scene, the next module adds the virtual reflection capability consisting of the following steps: For each eye, an overlay of a horizontally flipped camera feed at a chosen transparency level is created. To indicate what part of the scene is being attended, the pupil should be located at or near the region of interest on the respective camera image. However, only moving the full eye model across the large image space to point to objects in the scene would result in a loss of the previously described eye-scene alignment. To overcome this issue, we apply a spatial shift and coordinate translation that moves the modified camera image opposite to the direction of eye movement as depicted in Figure 2 and described by Equations 1-4 as follows.

Given a camera image with size $c_w \times c_h$, an eye model with size $e_w \times e_h$, the spatial shift of the mirror image (m_x, m_y) for each eye with spatial offset (o_x, o_y) is given by

$$m_y = \left(\frac{c_y}{c_h} + o_y\right) \cdot (c_h - e_h) + \frac{e_h}{2} \quad (1)$$

and

$$m_x = \left(1 - \left(\frac{c_x}{c_w} + o_x\right)\right) \cdot (c_w - e_w) + \frac{e_w}{2} \quad (2)$$

The location of the pupil and iris on the eye (e_x, e_y) moving in the opposite direction is then given by

$$e_y = c_y - m_y + \frac{e_h}{2} \quad (3)$$

$$e_x = c_x - n_x(c_w - e_w) \quad (4)$$

This dynamic reflection technique has the added benefit of mapping potentially large camera images to relatively small eye models without loss of resolution through the coordinate translations while contributing to an appearance of the eyes as three-dimensional reflectors for which the rotation magnitude is defined by the coordinate translation magnitude.

2.1.4 Software

We implemented all modules using the Python programming language [27] with the libraries OpenCV [28] for image processing and manipulation and MediaPipe [29] for face detection.

2.2 Investigation

We were interested in the utility of mirror eyes for communicating spatial references to people in a group setting.

In particular, we wanted to test the following hypotheses within that scope:

- H1:** Augmenting eye models with pupil-centered *virtual reflections* of attended regions of interest (i.e., using mirror eyes) improves the identification accuracy of such references by people compared to eye models that lack such augmentation.
- H2:** The use of mirror eyes reduces the speed of positive spatial reference identification.
- H3:** The use of mirror eyes as a spatial reference tool in a group setting improves the user experience compared to eye models that lack either mirror-like augmentation or pupil-like features.

We designed an experiment that required participants within a group to quickly and accurately identify who in the group was being attended by an eye model to proceed in a fast-paced game-like task. In each experiment, we recorded gaze reference identification accuracy and speed. The purpose of the secondary game-like task was to create conditions that would allow a quick and structured recording of many samples while distracting the participants cognitively from the primary stimulus-response task.

2.2.1 Participant task

As a secondary game-like task, we modified a traditional Japanese word game known as *Shiritori*. The original game consists of taking turns saying words that start with the last letter of the word uttered by the previous person. For example: If person 1 says “Robot” then person 2 will need to say a word that starts with the letter “T” such as “trouble”, then it is again person 1’s turn to come up with a word that starts with “E” such as “ensures” followed by person 2 with a word starting with “S” and so on.

For this study, we altered the rules of the game in the following way:

- 1. Number of players:** The game is played with three people at a time.
- 2. Unknown order:** The speaking order is unknown to participants for every word.
- 3. Machine selection:** A machine mediator pseudo-randomly decides whose turn it is for each new word and then indicates its choice by looking at that person.
- 4. Response button:** Participants who think that they have been selected need to press a button before being allowed to say the next word. They should press the button as soon as they feel that they are being selected and should think about the next word only after the button press.
- 5. Time limit:** There is a time limit of 3 seconds for pressing the button. After pressing the button there is a second time limit of 5 seconds for saying the next word. If a person does not respond in time, the mediator will look at the next person.
- 6. Target succession rule:** The person who uttered the previous word cannot be immediately re-selected by the machine mediator unless the selected person fails to respond within one of the time limits.

The introduction of a third player and the machine mediator, instead of a turn-taking rule, ensured that participants were always uncertain about whose turn it would be next and had to make a decision based on the mediator’s gaze to proceed with the game. The use of the button press was two-fold: It facilitated identifying and recording whether a participant had understood the gaze reference correctly and allowed us to measure how quickly true positive and false positive reference identifications took place. We regarded the absence of a button press within the 3-second time limit as a negative response. The short time limit for the button press urged participants to react as quickly as possible and thus reduced the potential influence by confounding factors. We defined each sequence of gazing, button press, and word utterance as one trial. Thus, a single trial took a maximum of 8 seconds.

2.2.2 Experiment structure

We utilized three different display conditions of the eye models. The first condition (eye-only) consisted of pure eye models as described in Section 2.1.1 without any reflection-like properties. The second condition (mirror-only)

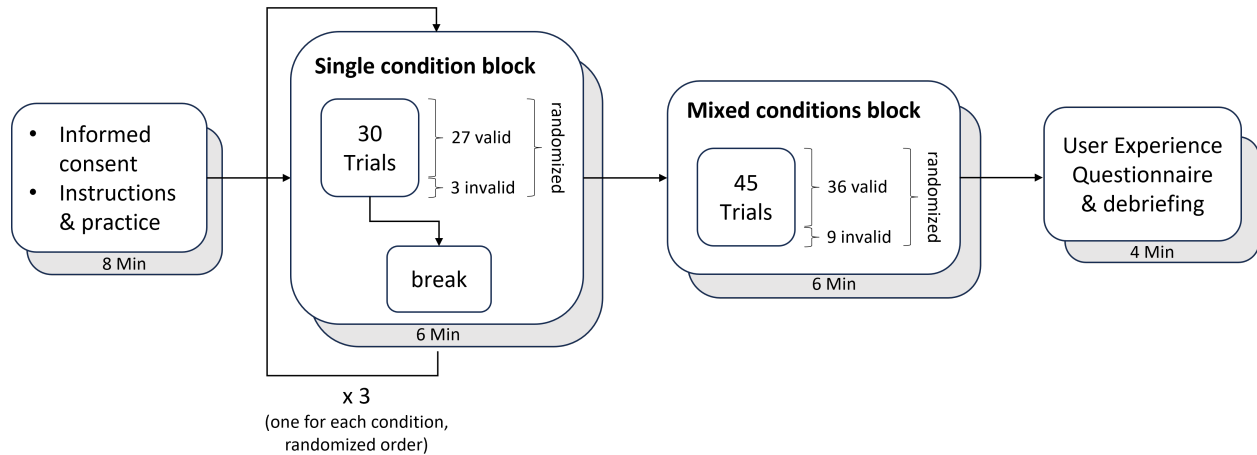


Figure 3: Experiment procedure with duration estimates for individual steps.

consisted of a pure dynamic mirroring mode that was dynamically centered on the current face of interest as described in Section 2.1.3 but contained no typical eye features such as pupil and iris. The third condition (mirror-eye) consisted of the combination of the first two conditions, i.e., the overlay of dynamically updated mirror-like features on the pupil and iris. The use of these three conditions allowed us to test whether any potential effects of the mirror eyes might be attributed to one of its two major constituents or whether these would arise only from their combination.

2.2.3 Procedure

Figure 3 illustrates the procedure and individual components of the experiment. Before the start of the experiment, all participants received detailed instructions and practiced for 10 trials in each eye condition.

The subsequent experiment consisted of two parts that varied in continuity of exposure to each of the three conditions as well as in the total number of trials. In the first part, the conditions were kept constant for 3 blocks of 30 trials. The order of blocks was pseudo-randomized between participant triplets. In the second part, the conditions switched pseudo-randomly between individual trials, yielding at least 15 trials per condition within a single block. While blocks in the first part allowed participants to anticipate the nature of the cue they would receive from the mediator, the mixing of conditions in the second part added cue uncertainty, making tuning to a specific set of features disadvantageous. Differences between the two parts could thus point towards a possible dependence or independence between identification performance and cue type predictability.

Because participants could *steal* individual trials from each other by wrongly pressing the button when another participant was attended, we created a real-time trial balancing procedure that would either swap or append trials for involved participants in such cases depending on compatibility with the target succession rule (see Section 2.2.1). False responses by participants could therefore extend the total number of trials in a block up to a predefined total time limit of 4 minutes for the first part and 6 minutes for the second part.

2.2.4 Participants

The experiment involved 30 participants (4 females and 26 males; aged 21 to 56 years who participated in groups of three; mean age: 32.8 ± 8.52 years). All participants signed consent forms, and the experiment was reviewed and approved by the Bioethics Committee in Honda’s R&D (100HM-064H). One participant was excluded from accuracy and reaction time analysis due to a lack of recorded button presses.

2.2.5 Setup

Figure 4 shows the schematic of the experimental setup. The experiments were conducted in an office environment in which three participants stood in front of a 65-inch display (Bravia KJ-65X80J; Sony, Japan). Participants stood approximately 2 meters from the display, with a 1-meter distance between one another (Fig. 4a). A camera (Azure Kinect DK; Microsoft, USA) was mounted directly above the center of the screen to capture the scene containing the participants, i.e., the eyes’ attention targets. Each participant was equipped with a key button (FS1-P; Edikun, Japan) on their hand, connected to the experimental computer via USB. A computer (Magnus One ECM73070C; Zotac, Hong

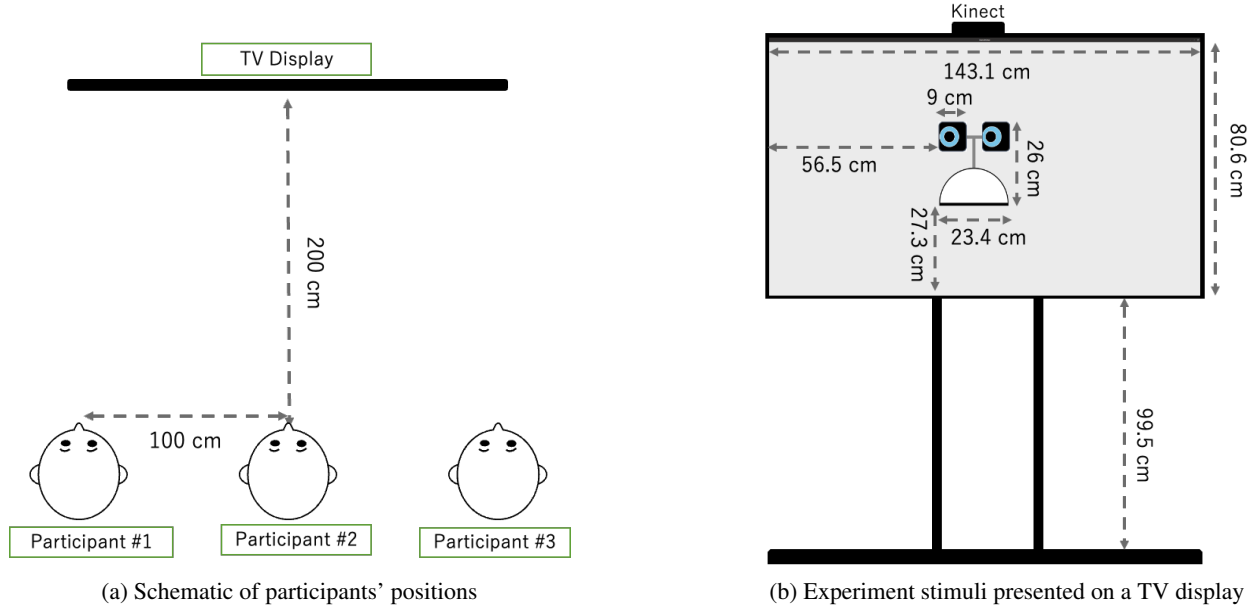


Figure 4: Schematic of the experimental setup: (a): The diagram shows the distance of the three participants from the display and their respective positions. The participants had the freedom to move their bodies or head while in their positions. (b): The illustration depicts the size and height of the visual stimuli presented as cues on the gray display.

Kong) managed both the visual stimulus presentation and data collection. The experimental stimulus, an image of a generic robot head equipped with the dynamic eye model of the respective condition, was displayed at the center of the screen on a gray background with a height of 26 cm. Each eye was represented as a 9×9 cm square. The diameter of the outer circle of the pupil in the eye was 6.4 cm, and the diameter of the inner circle was 3.5 cm. The display measured 80.6 cm in height and 143.1 cm in width and was positioned on a stand that was about 99.5 cm tall. This positioning ensured that the virtual eye models were at a height of approximately 1.5 meters. This height was chosen to ensure that the participants were in a comfortable position relative to the virtual eye gaze while standing (Figure 4b).

2.2.6 Software

We implemented the experiment using the Python programming language [27]. The subsequent data analysis was conducted in Python using the libraries Pandas [30] for data structuring, Matplotlib [31] and seaborn [32] for visualizations, and statsmodels [33] and scikit-posthocs [34] for statistical analysis.

3 Results

3.1 Reference identification performance

To test H1 and H2, we used the reference identification accuracy and reaction times as dependent measures. Both are derived entirely from the participants' button press behavior. The reference identification accuracy for each participant is defined as binary classification accuracy, i.e., as the ratio of the sum of true positive (TP) and true negative (TN) identifications over the sum of all trials involving that participant.

$$\text{Accuracy} = \frac{TP + TN}{TP + TN + FP + FN} \quad (5)$$

Therefore, the accuracy does not only take the true positive identification of a reference into account but is also affected by the participants' ability to identify when they are not being attended. To provide opportunities for the identification of such non-references, we programmed the eye model to "make mistakes" in a subset of trials by not attending to any particular participant but instead focusing on areas located between participants. For such trials, the lack of a button press within the time limit would then count as a true negative identification. The rate of such machine mistakes was set to 10% for each block in part 1 and to 20% for part 2.

Table 1: ANOVA table for accuracy data.

	df	sum sq	mean sq	F	PR(>F)
Display condition	2	0.5430	0.2715	14.9880	0.0000
Block type	1	0.0009	0.0009	0.0512	0.8212
Display condition:Block type	2	0.0032	0.0016	0.0893	0.9146
Residual	168	3.0434	0.0181		

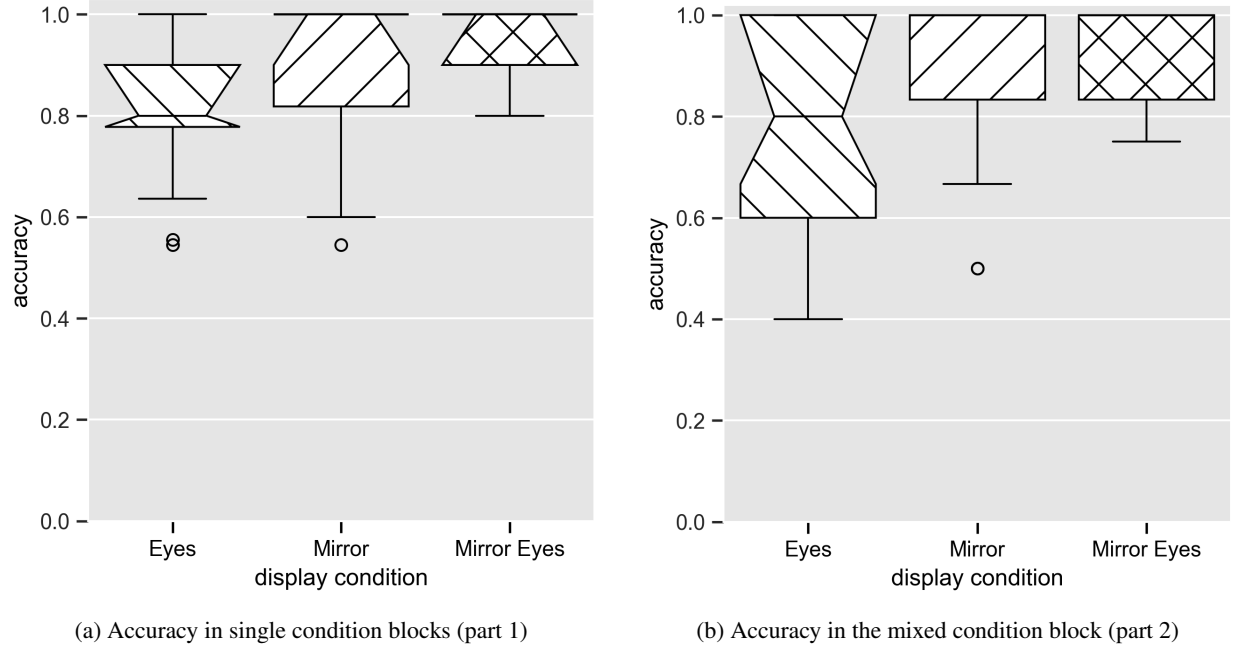


Figure 5: Box plots showing the distributions of accuracy scores across conditions for single condition blocks (left) and mixed condition blocks (right).

We chose to only use a single response button per participant to avoid any coordination-dependent confounders. This button indicated a positive response. Negative responses were given implicitly by not responding within the 3-second time limit. This choice means that reaction times were only available for true positive and false positive responses as indicated by Hypothesis 2.

3.1.1 Accuracy

Figure 5 shows the distribution of accuracy values across conditions in both parts of the experiment. The accuracy was high across all conditions for the single condition blocks (Eye only: $\mu=0.82$, $sd=0.13$; Mirror only: $\mu=0.91$, $sd=0.12$; Mirror eye: $\mu=0.94$, $sd=0.73$). Also in the mixed condition block the accuracy values were high across conditions (Eye only: $\mu=0.81$, $sd=0.2$; Mirror only: $\mu=0.92$, $sd=0.15$; Mirror eye: $\mu=0.94$, $sd=0.094$). A two-way ANOVA revealed a significant main effect for display condition ($F(2,168)=14.99$, $p<0.001$) but no effect for block type ($F(1,168)=0.05$, $p=0.82$) or interaction between display condition and block type ($F(2,168)=0.09$, $p=0.91$). Post-hoc comparisons revealed a significant difference between the eye-only and mirror-only ($p < 0.01$) and between the eye-only and the mirror eye condition ($p < 0.001$).

These results support our first hypothesis and additionally indicate an accuracy advantage of a dynamic mirroring mode over pure eye-based referencing. There are no indications of an influence of cue-type predictability on the average accuracy.

3.1.2 Reaction times

Figure 6 shows the distribution of reaction times across conditions in experiments 1 and 2. Average reaction times were similar across all conditions for the single condition blocks of part 1 (Eye only: $\mu=1.29s$, $sd=0.29$; Mirror only:

Table 2: ANOVA table for reaction time data.

	df	sum sq	mean sq	F	PR(>F)
Display condition	2	0.0534	0.0267	0.3484	0.7063
Block type	1	0.1876	0.1876	2.4489	0.1195
Display condition:Block type	2	0.2440	0.1220	1.5921	0.2066
Residual	168	12.8724	0.0766		

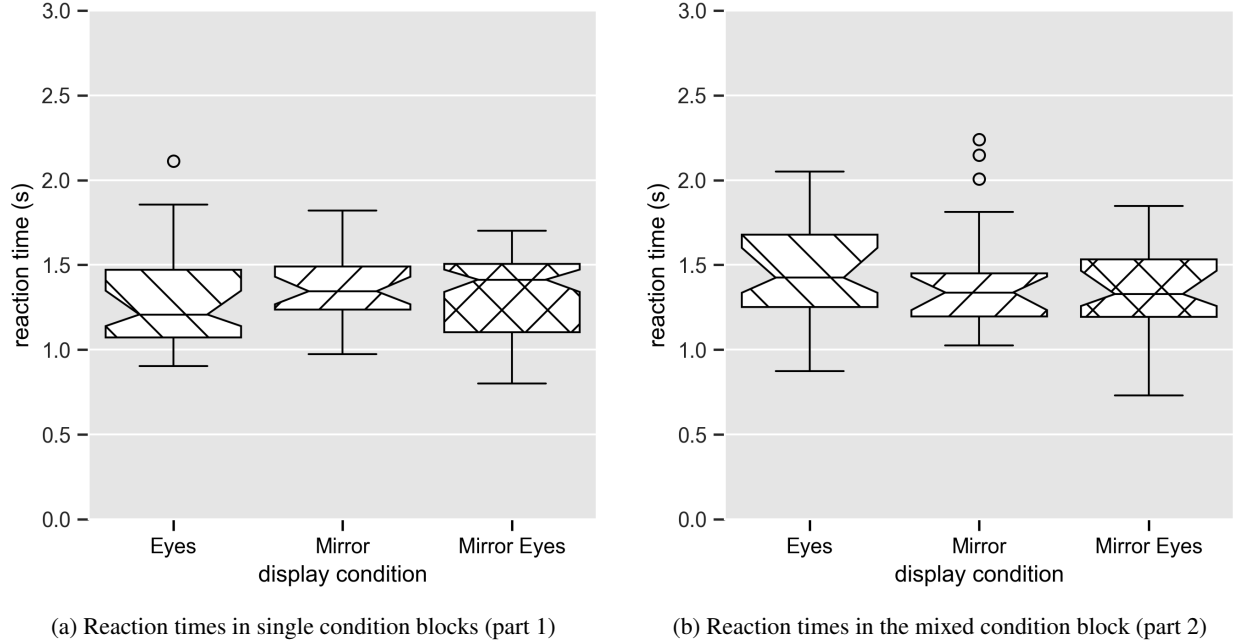


Figure 6: Box plots showing the distributions of reaction times across conditions for single condition blocks (left) and mixed condition blocks (right).

$\mu=1.38$, $sd=0.2$; Mirror eye: $\mu=1.34$, $sd=0.24$). Reaction times in the mixed condition block of part 2 were comparable to those of the first part, especially for the two mirror conditions (Eye only: $\mu=1.46s$, $sd=0.32$; Mirror only: $\mu=1.4$, $sd=0.32$; Mirror eye: $\mu=1.35$, $sd=0.27$). A two-way ANOVA did not reveal any significant effects for display condition ($F(2,168)=0.35$, $p=0.7$), block type ($F(1,168)=2.45$, $p=0.12$) or interaction between display condition and block type ($F(2,168)=1.59$, $p=0.2$).

These results are not indicative of any reaction time disadvantage of the mirror-only and mirror-eye modes compared to the eye-only mode and hence do not support the second hypothesis. There are no clear indications of an influence of cue-type predictability on the average reaction time.

3.2 User experience

In this experiment, the 8-item version of the User Experience Questionnaire (UEQ-S; see Table 3 [35]) was used to evaluate participants' experience with the virtual eyes. After completing all experimental blocks, participants filled out the UEQ-S, which consists of eight items, four representing a pragmatic scale and the other four representing a hedonic scale. Each item is rated on a 7-point semantic differential scale, ranging from -3 (most negative evaluation) to +3 (most positive evaluation).

Figures 7 and 8 present the results of the UEQ-S ratings by 30 participants who evaluated the user experience across three different display conditions of the eye models. Figures 7a and 7b illustrate the pragmatic and hedonic quality, respectively. In the box plot figures, different background colors indicate varying evaluation ranges. Values between -0.8 and 0.8 (grey background) indicate a neutral evaluation on the corresponding scale. Values greater than 0.8 (green background) signify a positive evaluation, while values below -0.8 (red background) indicate a negative evaluation. Table 4 shows the scale means for the UEQ-S ratings by 30 participants across three different display conditions of

Table 3: The items in the UEQ-S

Negative term	7-point scale	Positive term
obstructive	o o o o o o o	supportive
complicated	o o o o o o o	easy
inefficient	o o o o o o o	efficient
clear	o o o o o o o	confusing
boring	o o o o o o o	exciting
not interesting	o o o o o o o	interesting
conventional	o o o o o o o	inventive
usual	o o o o o o o	leading edge

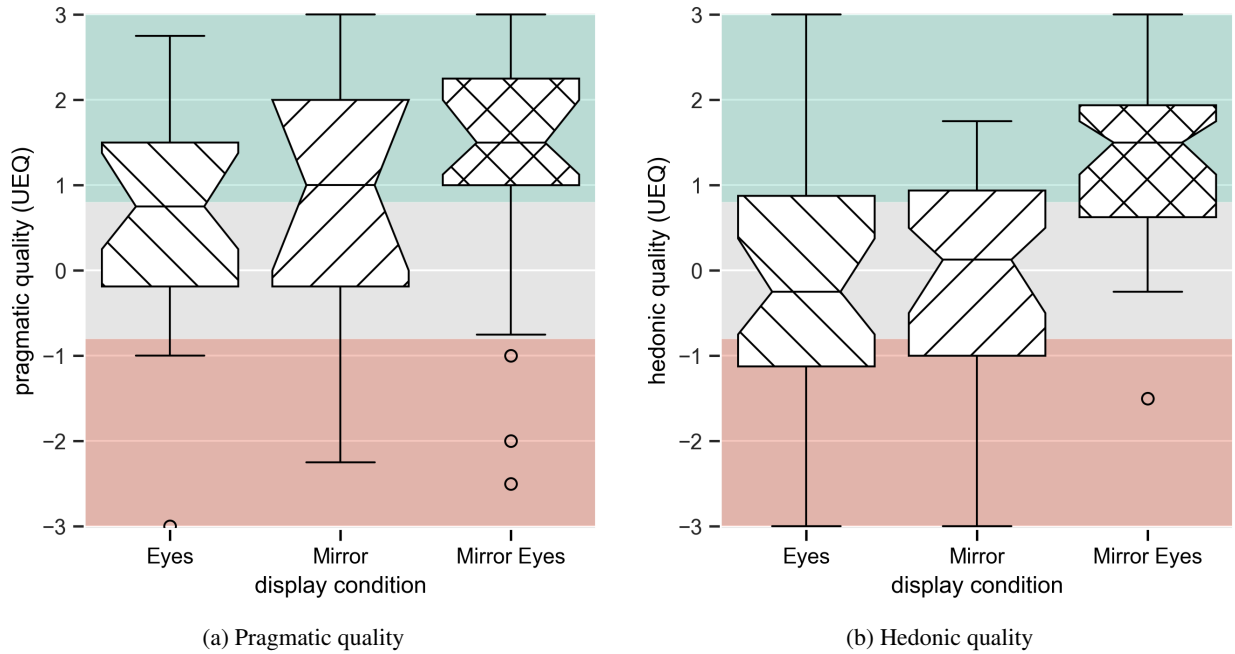


Figure 7: Box plots for UEQ-S rating of pragmatic and hedonic quality across the three different display conditions of the eye models. Different colors represent evaluation ranges: values between -0.8 and 0.8 indicate neutral ratings (grey), values above 0.8 signify positive ratings (green), and values below -0.8 indicate negative ratings (red).

eye models. Standard deviations are shown in parentheses. Bold font indicates a statistically significant ($p < 0.001$) difference from other conditions.

For the eye-only condition, the mean score was 0.67 for pragmatic quality and -0.26 for hedonic quality. These scores are similar to those in the mirror-only condition for which the means were 0.71 for pragmatic quality and -0.22 for hedonic quality. In contrast, the mirror-eye condition yielded the highest rating among the three conditions, with mean scores of 1.29 for pragmatic quality and 1.3 for hedonic quality. A one-way ANOVA revealed a significant difference in hedonic quality across the three conditions ($F(2, 87) = 14.86, p < 0.001$). Post-hoc multiple comparisons showed a significant difference between the mirror-eye and the other two conditions (both $p < 0.001$). For pragmatic quality,

Table 4: Scale scores means and standard deviations of the UEQ-S (N = 30)

Display condition	Pragmatic quality	Hedonic quality	Overall
Eye-only	0.67 (1.27)	-0.26 (1.34)	0.20 (1.12)
Mirror-only	0.71 (1.59)	-0.22 (1.46)	0.25 (1.12)
Mirror-eye	1.29 (1.38)	1.30 (0.92)	1.30 (0.98)

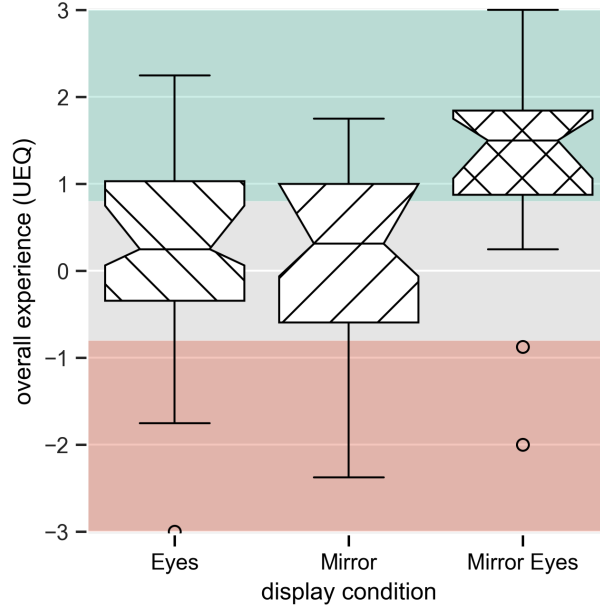


Figure 8: Box plot showing the distribution of the overall measure of user experience across the three different display conditions of the eye models. Values between -0.8 and 0.8 indicate neutral ratings (grey), values above 0.8 signify positive ratings (green), and values below -0.8 indicate negative ratings (red).

while the mirror-eye condition had a higher mean (1.29, indicating a positive rating in the green zone), no significant differences were found between the three conditions ($F(2, 87) = 1.81, p = 0.17$).

Figure 8 displays the overall user experience evaluation. The mirror-eye condition received a mean score of 1.30, while the eye-only and mirror-only conditions scored 0.20 and 0.25, respectively. ANOVA results indicated a significant difference in overall user experience across the three conditions ($F(2, 87) = 9.93, p < 0.001$). Post-hoc multiple comparisons confirmed that the mirror-eye condition differed significantly from the other two conditions (both $p < 0.001$). Additionally, the internal consistency of the pragmatic quality and hedonic quality scales for the mirror-eye condition was sufficiently high, with Cronbach Alpha values of 0.88 (pragmatic quality) and 0.81 (hedonic quality).

In sum, the results from the UEQ-S ratings indicate a more positive user experience for the mirror eye condition than for the other two conditions and thus support our third hypothesis.

4 Discussion

Here we introduced an approach for overcoming spatial referencing challenges of 2D eye models as communication tools in human-machine interaction. By augmenting a screen-based eye model with a dynamic reflection-like overlay that is contingent on eye movements, pupil-based pointing is complemented by direct scene context to improve spatial reference identification for observers. We conducted a user study with 30 participants who were asked to carry out a group interaction task that relied on an identification of spatial references produced by screen-based eye models to compare this "mirror eye" model to a pure eye model without mirroring capabilities and a pure dynamic mirror model without eye-like features.

4.1 Reference identification accuracy and speed

Although accuracy was high for all tested eye models, the two eye models with mirror-like features led to significantly higher reference identification accuracy than a pure non-reflective eye model. Despite the added contextual information, the observers of augmented eye models needed to process, the study did not reveal any significant impact of mirroring on reaction times. The lack of noticeable impact on reaction times stands in contrast to our second hypothesis. One possible explanation lies in the reference target class used in our study: The eye models always focused on faces.

Human brains have evolved highly dedicated face processing abilities [36], likely due to their social role, allowing us to recognize target faces after as little as 260ms [37]. Furthermore, the seen gaze direction has been found to

modulate the activity of regions associated with face processing [38], which could suggest that a linkage of the two, as introduced here, might be exploiting fast visual processing networks. In addition, occasionally seeing their own faces might have facilitated the processing of other participants' faces [39], which could have reduced the risk of false positive identifications.

However, the potential links to neural face processing and associated findings also highlight one limitation of the present study: Because faces were the only spatial reference targets, we gain no insights about the utility of the approach for conveying references to other object categories that are likely to have fewer dedicated neural processing resources.

4.2 User experience

Our findings regarding accuracy and response speed are consistent with user experience ratings obtained via the UEQ-S questionnaire.

The UEQ-S results indicate that the mirror-eye condition was attributed higher pragmatic and hedonic qualities than the other conditions, supplying the means for the step from a neutral to a positive user experience. Overall, the statistical analysis revealed that the user experience with the mirror-eye condition was significantly better than with the eye-only or mirror-only conditions. Participants hence appear to have largely appreciated the performance improvements accompanied by the mirror augmentation.

Notably, one participant differed in this regard by rating both mirror conditions lower than the pure eye model. This participant explained afterwards, that seeing oneself in the eyes evoked a strong sense of being observed that made them feel uncomfortable. Although this response came from a 1/30 minority of the participants, the potential for such responses may require additional consideration in future interaction designs involving similar features.

4.3 Mental state transparency

Differential emotional responses to seeing oneself in the mirror have been described before [40, 41, 42] and could account for some variability in user experience. Another factor that may contribute to a negative sense of being observed is an attribution of judgment or malevolence to the observing entity. Because we were mainly interested in the mirror eyes' utility for improving spatial ocular referencing we tried to keep the expression of the eye model itself neutral. However, we cannot rule out that individual users may attribute diverse mental states to the agent driving an eye model. This highlights further potential in the utilization of augmented eye models such as the mirror eyes.

Eyes are often labeled as windows to the mind. Here we only used them to convey spatial attention but human ocular behavior can also reflect other mental states. A transfer of ocular behavior that conveys specific mental states to eye models, e.g., to counteract false associations, has already been demonstrated. For example, carefully crafted eye-gazing behaviors, when integrated with external information in avatars or virtual characters, have been used in virtual reality settings to subtly convey cognitive states and enhance social presence [43, 44, 45]. Moreover, when paired with nonverbal cues like gestures and facial expressions, gaze inference models show great promise in human-computer interaction applications [46, 47]. These models also have the potential to express an agent's personality traits [46] and emotional states, such as fear and anxiety [48].

4.4 References in physical space

Looking back at the original objective of the present investigation, i.e., the improvement of spatial reference communication with 2D eye models, a new direction for follow-up research can arise from an application of the approach within more physically instantiated machine interaction partners, such as robots that possess a movable head.

Previous work has shown that humans perceive the direct gaze of a robot more clearly when the robot's eye gaze is coordinated with its head movement, as opposed to when the head remains stationary [2]. In the present study, all three eye conditions dynamically tracked the user's face, and the results demonstrate that participants could accurately judge the machine mediator's gaze direction, despite its static screen-based mock-up head. Previous research also suggests that combining eye and head movements while simulating visual perception processing enhances the perception of a robot's attentional gaze [2]. Moving forward, we aim to incorporate the mirror-eye functionality into a physical robot to further examine the expressive potential that this approach may afford in coordination with physical action.

4.5 Conclusion

The introduction of a reflection-like overlay on the display of virtual eye models (mirror eyes) significantly improved face identification accuracy compared to a pure, non-reflective eye model without measurably affecting identification

speed. In congruence with this accuracy gain, the subjective user experience in a game-like interaction with the eye models significantly improved with the mirror eyes compared to conditions that either lacked the reflection capability or the eye-like appearance. These results suggest that the benefits associated with mirror eyes cannot be attributed to the underlying eye model or the reflection alone, but only to their combination. Subsequent research should investigate the transfer of such effects to the reflections of other classes of gaze targets as well as extended applications in more physical embodiments.

References

- [1] Hiromi Kobayashi and Shiro Kohshima. Unique morphology of the human eye. *Nature*, 387(6635):767–768, 1997.
- [2] Yu Fang, José Manuel Pérez-Molerón, Luis Merino, Su-Ling Yeh, Shigeaki Nishina, and Randy Gomez. Enhancing social robot’s direct gaze expression through vestibulo-ocular movements. *Advanced Robotics*, pages 1–13, 2024.
- [3] Stephen RH Langton and Vicki Bruce. Reflexive visual orienting in response to the social attention of others. *Visual cognition*, 6(5):541–567, 1999.
- [4] Stephen RH Langton, Roger J Watt, and Vicki Bruce. Do the eyes have it? cues to the direction of social attention. *Trends in cognitive sciences*, 4(2):50–59, 2000.
- [5] Roxane J Itier, Christina Villate, and Jennifer D Ryan. Eyes always attract attention but gaze orienting is task-dependent: Evidence from eye movement monitoring. *Neuropsychologia*, 45(5):1019–1028, 2007.
- [6] Jon Driver IV, Greg Davis, Paola Ricciardelli, Polly Kidd, Emma Maxwell, and Simon Baron-Cohen. Gaze perception triggers reflexive visuospatial orienting. *Visual cognition*, 6(5):509–540, 1999.
- [7] Michael Tomasello, Brian Hare, Hagen Lehmann, and Josep Call. Reliance on head versus eyes in the gaze following of great apes and human infants: the cooperative eye hypothesis. *Journal of human evolution*, 52(3):314–320, 2007.
- [8] Simon Baron-Cohen, Sally Wheelwright, Jacqueline Hill, Yogini Raste, and Ian Plumb. The “reading the mind in the eyes” test revised version: a study with normal adults, and adults with asperger syndrome or high-functioning autism. *The Journal of Child Psychology and Psychiatry and Allied Disciplines*, 42(2):241–251, 2001.
- [9] Ralph Adolphs, Frederic Gosselin, Tony W Buchanan, Daniel Tranel, Philippe Schyns, and Antonio R Damasio. A mechanism for impaired fear recognition after amygdala damage. *Nature*, 433(7021):68–72, 2005.
- [10] Jari K Hietanen, Jukka M Leppänen, Mikko J Peltola, Kati Linna-Aho, and Heidi J Ruuhiala. Seeing direct and averted gaze activates the approach–avoidance motivational brain systems. *Neuropsychologia*, 46(9):2423–2430, 2008.
- [11] Atsushi Senju and Mark H Johnson. The eye contact effect: mechanisms and development. *Trends in cognitive sciences*, 13(3):127–134, 2009.
- [12] Giorgio Metta, Giulio Sandini, David Vernon, Lorenzo Natale, and Francesco Nori. The icub humanoid robot: An open platform for research in embodied cognition. In *Proceedings of the 8th Workshop on Performance Metrics for Intelligent Systems*, PerMIS ’08, page 50–56, New York, NY, USA, 2008. Association for Computing Machinery.
- [13] Cynthia Breazeal, Michael Siegel, Matt Berlin, Jesse Gray, Rod Grupen, Patrick Deegan, Jeff Weber, Kailas Narendran, and John McBean. Mobile, dexterous, social robots for mobile manipulation and human-robot interaction. In *ACM SIGGRAPH 2008 new tech demos*, pages 1–1. ACM, 2008.
- [14] Randy Gomez, Deborah Szapiro, Kerl Galindo, and Keisuke Nakamura. Haru: Hardware design of an experimental tabletop robot assistant. In *Proceedings of the 2018 ACM/IEEE International Conference on Human-Robot Interaction*, HRI ’18, page 233–240, New York, NY, USA, 2018. Association for Computing Machinery.
- [15] Dimosthenis Kontogiorgos, Gabriel Skantze, Andre Pereira, and Joakim Gustafson. The effects of embodiment and social eye-gaze in conversational agents. In *Proceedings of the Annual Meeting of the Cognitive Science Society*, volume 41, 2019.
- [16] Naoto Yoshida, Shuto Yonemura, Masahiro Emoto, Kanji Kawai, Naoki Numaguchi, Hiroki Nakazato, Shunsuke Otsubo, Megumi Takada, and Kaname Hayashi. Production of character animation in a home robot: A case study of lovt. *International Journal of Social Robotics*, 14(1):39–54, 2022.
- [17] Matti Krüger, Christiane B Wiebel, and Heiko Wersing. From tools towards cooperative assistants. In *Proceedings of the 5th International Conference on Human Agent Interaction*, pages 287–294, 2017.
- [18] Bernhard Sendhoff and Heiko Wersing. Cooperative intelligence—a humane perspective. In *2020 IEEE international conference on human-machine systems (ICHMS)*, pages 1–6. IEEE, 2020.

- [19] Marc Teyssier, Marion Koelle, Paul Strohmeier, Bruno Fruchard, and Jürgen Steimle. Eyecam: Revealing relations between humans and sensing devices through an anthropomorphic webcam. In *Proceedings of the 2021 CHI Conference on Human Factors in Computing Systems*, pages 1–13, 2021.
- [20] Masahiro Mori. Bukimi no tani [the uncanny valley]. *Energy*, 7:33, 1970.
- [21] Masahiro Mori, Karl F. MacDorman, and Norri Kageki. The uncanny valley [from the field]. *IEEE Robotics and Automation Magazine*, 19(2):98–100, 2012.
- [22] Yu Fang, Luis Merino, Serge Thill, and Randy Gomez. Designing visual and auditory attention-driven movements of a tabletop robot. In *2023 32nd IEEE International Conference on Robot and Human Interactive Communication (RO-MAN)*, pages 2232–2237. IEEE, 2023.
- [23] Ian P Howard and Brian J Rogers. *Binocular vision and stereopsis*. Oxford University Press, USA, 1995.
- [24] Johnny Chung Lee. Hacking the nintendo wii remote. *IEEE Pervasive Computing*, 7(3):39–45, 2008.
- [25] Frédéric Delaunay, Joachim De Greeff, and Tony Belpaeme. Towards retro-projected robot faces: an alternative to mechatronic and android faces. In *RO-MAN 2009-The 18th IEEE International Symposium on Robot and Human Interactive Communication*, pages 306–311. Ieee, 2009.
- [26] Frédéric Delaunay, Joachim de Greeff, and Tony Belpaeme. A study of a retro-projected robotic face and its effectiveness for gaze reading by humans. In *2010 5th ACM/IEEE International Conference on Human-Robot Interaction (HRI)*, pages 39–44, 2010.
- [27] Guido Van Rossum and Fred L Drake Jr. *Python reference manual*. Centrum voor Wiskunde en Informatica Amsterdam, 1995.
- [28] G. Bradski. The OpenCV Library. *Dr. Dobb’s Journal of Software Tools*, 2000.
- [29] Camillo Lugaresi, Jiuqiang Tang, Hadon Nash, Chris McClanahan, Esha Uboweja, Michael Hays, Fan Zhang, Chuo-Ling Chang, Ming Yong, Juhyun Lee, Wan-Teh Chang, Wei Hua, Manfred Georg, and Matthias Grundmann. Mediapipe: A framework for perceiving and processing reality. In *Third Workshop on Computer Vision for AR/VR at IEEE Computer Vision and Pattern Recognition (CVPR) 2019*, 2019.
- [30] The pandas development team. pandas-dev/pandas: Pandas. February 2020.
- [31] J. D. Hunter. Matplotlib: A 2d graphics environment. *Computing in Science & Engineering*, 9(3):90–95, 2007.
- [32] Michael L. Waskom. seaborn: statistical data visualization. *Journal of Open Source Software*, 6(60):3021, 2021.
- [33] Skipper Seabold and Josef Perktold. statsmodels: Econometric and statistical modeling with python. In *9th Python in Science Conference*, 2010.
- [34] Maksim A Terpilowski. scikit-posthocs: Pairwise multiple comparison tests in python. *Journal of Open Source Software*, 4(36):1169, 2019.
- [35] Martin Schrepp, Jörg Thomaschewski, and Andreas Hinderks. Design and evaluation of a short version of the user experience questionnaire (ueq-s). *International Journal of Interactive Multimedia and Artificial Intelligence*, 4(6):103–108, 12/2017 2017.
- [36] Gregory McCarthy, Aina Puce, John C Gore, and Truett Allison. Face-specific processing in the human fusiform gyrus. *Journal of cognitive neuroscience*, 9(5):605–610, 1997.
- [37] Gabriel Besson, Gladys Barragan-Jason, Simon J Thorpe, Michèle Fabre-Thorpe, Sébastien Puma, Mathieu Ceccaldi, and Emmanuel J Barbeau. From face processing to face recognition: Comparing three different processing levels. *Cognition*, 158:33–43, 2017.
- [38] Nathalie George, Jon Driver, and Raymond J Dolan. Seen gaze-direction modulates fusiform activity and its coupling with other brain areas during face processing. *Neuroimage*, 13(6):1102–1112, 2001.
- [39] Yuan Hang Li and Nim Tottenham. Seeing yourself helps you see others. *Emotion*, 11(5):1235, 2011.
- [40] Sandra Mulkens and Anita Jansen. Mirror gazing increases attractiveness in satisfied, but not in dissatisfied women: A model for body dysmorphic disorder? *Journal of Behavior Therapy and Experimental Psychiatry*, 40(2):211–218, 2009.
- [41] Ellise M Barnier and James Collison. Experimental induction of self-focused attention via mirror gazing: Effects on body image, appraisals, body-focused shame, and self-esteem. *Body Image*, 30:150–158, 2019.
- [42] Antonia Ypsilanti, Anna Robson, Lambros Lazaras, Philip A Powell, and Paul G Overton. Self-disgust, loneliness and mental health outcomes in older adults: an eye-tracking study. *Journal of affective disorders*, 266:646–654, 2020.

- [43] Petros Faloutsos, Michiel van de Panne, and Demetri Terzopoulos. Composable controllers for physics-based character animation. In *Proceedings of the 28th Annual Conference on Computer Graphics and Interactive Techniques*, SIGGRAPH '01, page 251–260, New York, NY, USA, 2001. Association for Computing Machinery.
- [44] Yujie Tao, Cheng Yao Wang, Andrew D. Wilson, E. Ofek, Mar González-Franco, and Andrew D. Wilson. Embodying physics-aware avatars in virtual reality. In *CHI '23: Proceedings of the 2023 CHI Conference on Human Factors in Computing Systems*, April 2023.
- [45] K. Ruhland, C. E. Peters, S. Andrist, J. B. Badler, N. I. Badler, M. Gleicher, B. Mutlu, and R. McDonnell. A review of eye gaze in virtual agents, social robotics and hci: Behaviour generation, user interaction and perception. *Computer Graphics Forum*, 34(6):299–326, 2015.
- [46] Jumpei Yamashita, Yoshiaki Takimoto, Haruo Oishi, and Takatsune Kumada. How do personality traits modulate real-world gaze behavior? generated gaze data shows situation-dependent modulations. *Frontiers in Psychology*, 14:1144048, 2024.
- [47] Randy Gomez, Yu Fang, Serge Thill, Ricardo Ragel, Heike Brock, Keisuke Nakamura, Yurii Vasylykiv, Eric Nichols, and Luis Merino. Developing a robot’s empathetic reactive response inspired by a bottom-up attention model. In *International Conference on Social Robotics*, pages 85–95. Springer, 2021.
- [48] M Oliveira, C Fernandes, F Barbosa, and F Ferreira-Santos. Differential correlates of fear and anxiety in salience perception: A behavioral and erp study with adolescents. *Cognitive, Affective, & Behavioral Neuroscience*, pages 1–13, 2024.