

MemHunter: Automated and Verifiable Memorization Detection at Dataset-scale in LLMs

Zhenpeng Wu¹, Jian Lou², Zibin Zheng², Chuan Chen¹

¹School of Computer Science and Engineering, Sun Yat-sen University

²School of Software Engineering, Sun Yat-sen University

{wuzhp26@mail2.sysu.edu.cn, {louj5, zhzhbin, chenchuan}@mail.sysu.edu.cn}

Abstract

Large language models (LLMs) have been shown to memorize and reproduce content from their training data, raising significant privacy concerns, especially with web-scale datasets. Existing methods for detecting memorization are primarily sample-specific, relying on manually crafted or discretely optimized memory-inducing prompts generated on a per-sample basis, which become impractical for dataset-level detection due to the prohibitive computational cost of iterating through all samples. In real-world scenarios, data owners may need to verify whether a susceptible LLM has memorized their dataset, particularly if the LLM may have collected the data from the web without authorization. To address this, we introduce *MemHunter*, which trains a memory-inducing LLM and employs hypothesis testing to efficiently detect memorization at the dataset level, without requiring sample-specific memory inducing. Experiments on models like Pythia and Llama demonstrate that *MemHunter* can extract up to 40% more training data than existing methods under constrained time resources and reduce search time by up to 80% when integrated as a plug-in. Crucially, *MemHunter* is the first method capable of dataset-level memorization detection, providing a critical tool for assessing privacy risks in LLMs powered by large-scale datasets.

1 Introduction

Large language models (LLMs) achieve strong performance by leveraging vast datasets, often sourced from publicly available web platforms like Wikipedia (Kaplan et al., 2020; Fedus et al., 2022). A notable example is The Pile (Gao et al., 2020), an 800+ GB dataset from blogs, social media, and other open-access materials. However, this raises privacy and copyright concerns, as LLMs can memorize and reproduce content from their training data (Carlini et al., 2021; Brown et al., 2022; Chen et al.,

2023). Since these datasets may contain personal information, unauthorized use risks make studying LLM memorization crucial.

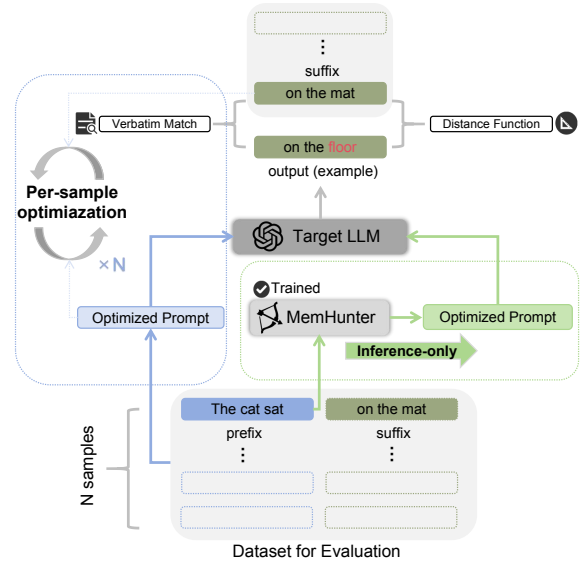


Figure 1: Comparison between previous memorization detection and *MemHunter*’s inference-only paradigm. While traditional methods require costly optimization per sample, *MemHunter* generates prompts efficiently through a single inference pass.

Researchers have explored memorization in neural networks, with Feldman and Zhang (2020) examining how models memorize specific examples, and later studies investigating the effects of training duration (Jagielski et al., 2022) and network architecture (Maini et al., 2023). However, these works focused on CNNs and visual tasks, limiting their relevance to text-based models. With the rise of LLMs, Carlini et al. (2023) analyzed whether LLMs could reproduce verbatim content from training data given a partial prefix. Nasr et al. (2023) identified prompts that could elicit exact training content from open datasets, while Kassem et al. (2024) proposed using an attacker LLM to uncover deeper memorization levels in a victim model by

crafting instruction-based prompts with maximal overlap with training data. [Schwarzschild et al. \(2024\)](#) applied gradient-based optimization to design prompts targeting specific sequences. These studies have made initial attempts to explore LLM memorization.

However, existing methods for detecting memorization in LLMs suffer from critical limitations that hinder practical privacy risk assessment. **Current approaches are primarily sample-specific.** They require crafting customized prompts or running gradient-based optimizations for each individual sample. Verifying memorization at this level of granularity demands prohibitive computational resources, with the cost scaling linearly with dataset size. In real-world scenarios, **data owners need to assess the extent to which LLMs have memorized their entire datasets.** This assessment is crucial for quantifying privacy leakage, going beyond the binary outcomes of traditional membership inference attacks. Such evaluations are particularly important in fields like healthcare ([Chen et al., 2024](#)), finance ([Nie et al., 2024](#)), and social media ([Zeng et al., 2024a](#)), where large-scale data makes it essential to assess the extent of memorization, especially when unauthorized data usage is suspected.

To address the limitations of existing methods, we propose *MemHunter*, an automated and verifiable framework that leverages a memory-inducing LLM to generate prompts for detecting memorized content. *MemHunter* iteratively refines its detection capability by generating candidate prompts and applying rejection sampling to select high-quality prompts. These prompts are then used to fine-tune the model on training set for improved detection. Once trained, *MemHunter* operates in an inference-only paradigm, enabling efficient detection of memorized content at scale without the need for per-sample optimization, thus significantly reducing both time and computational burden. Additionally, we integrate hypothesis testing to support dataset-level evaluation, ensuring robust and verifiable identification of memorization across entire datasets. Our key findings and contributions are summarized as follows:

- *Inference-only Prompt Generation:* We develop *MemHunter*, an automated framework that generates prompts using a memory-inducing LLM for effective memorization detection. This process requires only inference

and eliminates the need for per-sample optimization, reducing both time and computational costs.

- *Verifiable Memorization Detection at Dataset-scale:* We introduce a verifiable approach for detecting memorization at the dataset level, enabling data owners to assess the extent to which large language models have memorized their data, and providing insights into associated privacy risks.
- *Scalable and Efficient Plug-in for Data Extraction:* *MemHunter* outperforms existing methods by extracting up to 40% more training data under constrained time resources and reducing search time by up to 80% when integrated as a plug-in, making it highly scalable for real-world, large-scale applications.

2 Preliminary

We review existing definitions and assessment methods for memorization in LLMs, highlighting their limitations and motivating the need for more effective solutions.

Definition 1 (Discoverable Memorization ([Carlini et al., 2023](#))). Given a target LLM M and an example (p, x) from the training set \mathcal{X} , x is discoverably memorized if there exists a prompt p such that $M(p) = x$. This definition restricts prompts to fragments of the training data, focusing on verifying known content.

Definition 2 (Extractable Memorization ([Nasr et al., 2023](#))). Given a target LLM M and an example $x \in \mathcal{X}$, x is extractably memorized if an adversary without access to \mathcal{X} can find a prompt p such that $M(p) = x$. This definition broadens the scope by allowing prompts outside the training data but still requires verbatim matching, relying on large-scale sampling and manual verification.

Definition 3 (Flexible Memorization). Given a target LLM M and an example $x \in \mathcal{X}$, x is flexibly memorized if there exists a prompt p such that the distance between $M(p)$ and x , denoted as $\text{dist}(M(p), x)$, satisfies $\text{dist}(M(p), x) < \epsilon$. By relaxing the strict requirement for verbatim matching, this definition captures semantically similar or paraphrased outputs, aligning with [Ippolito et al. \(2022\)](#). It enables detection of partial or non-exact memorization, addressing potential privacy risks missed by stricter definitions.

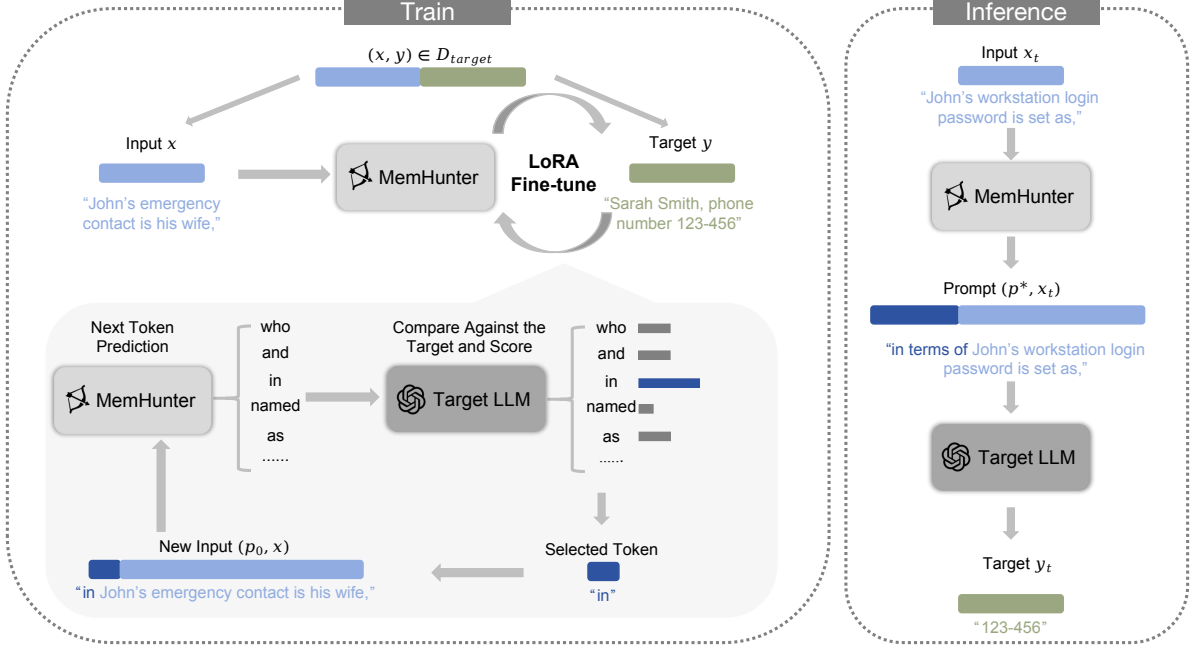


Figure 2: *MemHunter* Pipeline for Memorization Detection. The pipeline includes two stages: *Training*, where *MemHunter* is fine-tuned on the target dataset $(x, y) \in D_{\text{target}}$ using LoRA (Hu et al., 2021), and *Inference*, where prompts are generated for unseen inputs x_t to query the target LLM. The model’s outputs are compared to the original targets y_t , enabling efficient memorization extraction.

3 Methodology

A key challenge in LLM memorization detection is the computational inefficiency of per-sample evaluation. To address this, we propose *MemHunter*, an automated framework that enables dataset-level memorization detection without the need for sample-specific optimization.

By leveraging the newly defined concept of memorization, we reframe the detection problem: Given a large set of sentence pairs (x_i, y_i) from the original training set, the objective is to efficiently optimize a prompt p_i for each sample such that $M(p_i, x_i)$ closely approximates y_i . To achieve this, we introduce *MemHunter*, a specialized LLM trained to quickly generate the appropriate prompt p_i for unseen samples.

MemHunter Optimization. Given a set of pairs (x, y) from the original training set \mathcal{D} , we train the **MemHunter** model p_θ by minimizing the following objective:

$$\min_{\theta} \sum_{(x,y) \in \mathcal{D}} \mathcal{L}(M(p_\theta(x), x), y), \quad (1)$$

where \mathcal{L} represents the total loss, consisting of two components. The first component is the cross-entropy loss between the model’s predicted output

$M(p_\theta(x), x)$ and the target y , where $p_\theta(x)$ is the prefix generated by *MemHunter* and appended to x . The second component is the readability constraint, which ensures that the generated prompt $[p_\theta(x), x]$ is plausible by measuring its log-probability with respect to a pre-trained Base LLM, denoted as P_μ , weighted by a factor λ :

$$\mathcal{L} = \mathcal{L}(y \mid [p_\theta(x), x]) - \lambda \log P_\mu([p_\theta(x), x]). \quad (2)$$

The weight λ controls the trade-off between the accuracy of memorization detection and the readability of the generated prompts. The idea of constraining the generated prompt with a Base LLM is inspired by Zhu et al. (2023).

Motivated by the challenges of directly applying end-to-end gradients through the target model, we employ a two-step optimization strategy: first, generating candidate prompts, and second, fine-tuning the model. These steps are alternately optimized to enhance both the *MemHunter*’s weights and the quality of the generated prompts. This iterative approach ensures efficient and stable learning of the prompts for memorization detection.

3.1 Iterative Finetuning of *MemHunter*

In our iterative finetuning process, we generate a candidate set of prefixes and select the one minimizing the loss $\mathcal{L}(p, x, y)$ between the model’s output and the target sequence y . Specifically, we choose the prefix with the smallest loss as the optimization target p for *MemHunter*. By employing rejection sampling to filter high-quality prefixes and fine-tuning *MemHunter* accordingly, we iteratively optimize the parameters θ in Equation 1.

We divide the iterative optimization process into two steps as follows:

- **Step 1:** For each sample pair (x, y) in the training set D_{train} , generate and select adversarial prefixes by minimizing the objective:

$$p(x, y) := \arg \min_{p \in \mathcal{P}} \mathcal{L}(p, x, y), \quad (3)$$

where \mathcal{P} denotes the set of candidate prefixes, generated as described in Section 3.2.

- **Step 2:** Use the prefixes obtained in Step 1 as optimization targets to fine-tune *MemHunter* using LoRA (Hu et al., 2021):

$$\theta \leftarrow \arg \min_{\theta} \sum_{(x, y) \in D_{\text{train}}} \mathcal{L}_{\theta}(p(x, y) \mid x). \quad (4)$$

The training process is summarized in Algorithm 1, which alternates between Step 1 and Step 2 iteratively.

Algorithm 1 Train *MemHunter* p_{θ} .

Require: Training Set D_{train} , *MemHunter*, TargetLLM, objective \mathcal{L} , max_it

- 1: Initialize Prompt Pool: $\mathcal{P} \leftarrow \emptyset$
 - 2: **for** max_it times **do**
 - 3: **for all** batches in D_{train} **do** ▷ Step 1.
 - 4: **for all** $(x, y) \in \text{batch}$ **do**
 - 5: Generate candidate prompts p
 - 6: Add (p, x) to Prompt Pool \mathcal{P}
 - 7: **end for**
 - 8: **end for** ▷ Step 2.
 - 9: Fine-tune *MemHunter* (p_{θ}) on samples from \mathcal{P}
 - 10: **end for**
-

3.2 Generating Candidate Prompts

When generating candidate prompts, we sample the top k tokens T_k from the prediction distribution $p_{\theta}(p \mid p, x)$:

$$T_k \sim \text{top-}k(p_{\theta}(p \mid p, x)). \quad (5)$$

As the iterative optimization progresses, *MemHunter*’s ability to generate high-quality prompts improves, making it increasingly likely that the next token generated will guide the model towards recovering the original text y . We select candidate prompts by minimizing the loss value $\mathcal{L}(M(p, x), y)$, which measures how well the model’s output $M(p, x)$ matches the target y . The prompt that minimizes this loss is added to the Prompt Pool \mathcal{P} , as described in the selection process.

$$p = \arg \min_{p \in \mathcal{P}} \mathcal{L}(M(p, x), y) \quad (6)$$

In practice, the initial greedy approach can easily lead to suboptimal results. To address this, we adopt a randomized beam search strategy, maintaining b beams during the next token sampling. This approach preserves multiple search possibilities and enhances the diversity of generated prompts, helping to avoid local optima and improve the overall quality of the generated prompts.

Algorithm 2 Generating Candidate Prompts

Require: target sample (x, y) , *MemHunter*, TargetLLM M , top k

- 1: Initialize empty prompt p
 - 2: **for** max_token_len times **do** ▷ Step 1:
Generate next token candidates
 - 3: Sample k next token candidates $T_k \sim \text{top-}k(p_{\theta}(p \mid p, x))$
 - 4: Select best candidate $p = \arg \min_{p \in \mathcal{P}} \mathcal{L}(M(p, x), y)$
 - 5: Append p to the prompt sequence
 - 6: **end for**
 - 7: **return** p
-

The process for generating candidate tokens is outlined in Algorithm 2. This iterative procedure enhances *MemHunter*’s capability to generate effective prompts for detecting LLM memorization. Once trained, *MemHunter* can generate a prompt p for new samples (x, y) with minimal computational overhead, requiring only inference during deployment.

4 Experiments

Models. We evaluated *MemHunter* on several widely-used open-source large language models,

covering a range of model sizes. The target models include Pythia-1B (Biderman et al., 2023), Llama-2-7B (Touvron et al., 2023), and Vicuna-7B (v1.5) (Zheng et al., 2023). For the memory-inducing LLM, we used GPT-2-small (125M) (Radford et al., 2019) with Pythia-1B, and TinyLlama-1.1B (Zhang et al., 2024) with Llama-2-7B and Vicuna-7B.

Datasets. For pre-training data, we extracted subsets from Common Crawl. For fine-tuning, we collected 2024 content from three types of textual data: news articles from AP News, code snippets from StackOverflow, and user discussions from Reddit. The target LLMs were fine-tuned on these datasets, and *MemHunter* was employed to detect memorized content.

Metric. Previous memorization detection methods required a verbatim match between the model’s output and the target text. To expand this definition, we use ROUGE-L precision as the distance function $\text{dist}(M(p), x)$, which calculates the memorization score by measuring the ratio of the longest common subsequence to the length of the generated text. This allows us to detect memorization even with minor deviations or paraphrased content.

Baselines. Memory detection in LLMs has evolved from manual methods to more automated optimizations. We first use a manual approach, where the first half of the text is used as input to recover the second half. We refer to this as *Prefix-Suffix Extraction (P-S)* (Carlini et al., 2023). We also employ the *MiniPrompt* method from (Schwarzschild et al., 2024), based on *GCG* (Zou et al., 2023), which optimizes a prompt for a single target text. Finally, we include the method from Kassem et al. (2024), which uses an attacker LLM to craft prompts for extracting memorized content from a victim LLM.

Existing baseline methods vary in their experimental setups and scenarios. While manual input selection often samples from public datasets, gradient-based methods optimize independently for each target. In contrast, *MemHunter* is designed for large-scale, dataset-level memorization extraction. We define three operational scenarios for *MemHunter*: post-search limited, post-search unlimited, and post-search free, which balance factors such as time and extraction capacity.

4.1 Post-search Limited

In practical applications, time and computational resources are often limited, restricting the ability to fully extract memorized samples from LLMs.

Thus, the focus is on determining the extent of memorization that can be revealed within a fixed time frame.

In the post-search limited setting, we compared the average recovery performance of *MemHunter*, *MiniPrompt*, and the baseline method from Carlini et al. (2023), which manually selects prefixes from the original text to assess the LLM’s ability to generate the remaining content. Using the trained *MemHunter*, we generated k prompts, with each trial representing a unit of time, and compared the best recovery performance across these trials with that of *MiniPrompt* and the baseline method within the same time frame. All methods were evaluated across the entire dataset, and the average recovery for each sample was computed.

Experimental results, as shown in Tables 1, 2, and 3, demonstrate that *MemHunter* recovers up to 40% more memorization compared to *MiniPrompt*, which uses *GCG* search, and significantly outperforms the baseline *Prefix-Suffix Extraction (P-S)* method. The P-S method, being detection-based without optimization, fails to uncover additional memorization despite more time. Meanwhile, *MiniPrompt*, starting from random sequences, struggles to fully recover targets within time constraints, resulting in a near-zero Hit Rate. In contrast, *MemHunter* shows significant improvements in Hit Rate, the proportion of fully recovered samples, which is crucial for assessing privacy risks in large-scale web datasets under time-limited conditions.

4.2 Post-search Unlimited

MiniPrompt suffers from significant inefficiency due to its reliance on *GCG* (Zou et al., 2023), which initializes optimization from completely random tokens. This random initialization incurs substantial computational costs, as the optimization process must explore a vast search space to converge. In contrast, once trained, *MemHunter* can serve as a plug-in module, providing pre-optimized high-quality prefixes p^* as starting points for *GCG* optimization. By leveraging these optimized prefixes, we eliminate the need to start from scratch, reducing the number of iterations required to achieve comparable or superior results.

In the post-search unlimited setting, for each pair (x, y) in the test set D_{test} , we use the trained *MemHunter* model p_θ to generate an optimized prefix p^* . This prefix is then combined with the input x to form the initial prompt (p^*, x) , which serves as

Table 1: Comparison of recovery performance on Vicuna-7B using various baselines and *MemHunter* in a pre-train setting, with data crawled from Common Crawl. *MemHunter* consistently recovers more memorization with a higher Hit Rate and Avg Mem (%).

Method	2.22s (5 trials)		4.43s (10 trials)		8.86s (20 trials)		13.29s (30 trials)	
	Avg Mem	Hit Rate	Avg Mem	Hit Rate	Avg Mem	Hit Rate	Avg Mem	Hit Rate
Train Set								
P-S (Carlini et al., 2023)	8.26	1.80	8.26	1.80	8.26	1.80	8.26	1.80
MiniPrompt (Schwarzschild et al., 2024)	11.24	3.15	13.83	4.20	16.52	5.40	16.13	5.10
Inst-Attack (Kassem et al., 2024)	32.20	8.15	32.12	9.30	32.95	10.30	36.20	9.80
MemHunter (ours)	35.28	10.34	38.95	12.10	41.08	11.20	44.60	13.85
Test Set								
P-S (Carlini et al., 2023)	6.98	1.25	6.98	1.25	6.98	1.25	6.98	1.25
MiniPrompt (Schwarzschild et al., 2024)	9.37	2.82	10.92	3.15	13.25	3.80	15.67	4.25
Inst-Attack (Kassem et al., 2024)	23.30	8.55	24.31	7.45	25.68	10.15	21.30	10.20
MemHunter (ours)	35.75	28.95	39.10	33.05	42.58	36.70	45.20	38.85

Table 2: Comparison of *MemHunter* and various baselines under the fine-tune setting, with Pythia-1B as the target model and AP News data for testing. The results are presented as Avg Mem (%) and Hit Rate (%). Mem is calculated using ROUGE-L.

Method	0.48s (5 trials)		0.96s (10 trials)		1.92s (20 trials)		2.88s (30 trials)	
	Avg Mem	Hit Rate	Avg Mem	Hit Rate	Avg Mem	Hit Rate	Avg Mem	Hit Rate
Train Set								
P-S (Carlini et al., 2023)	48.74	12.50	48.74	12.50	48.74	12.50	48.74	12.50
MiniPrompt (Schwarzschild et al., 2024)	46.19	3.52	49.06	4.11	54.36	5.30	61.80	6.33
Inst-Attack (Kassem et al., 2024)	70.50	24.73	73.12	36.15	75.12	31.97	79.50	35.23
MemHunter (ours)	77.62	35.16	81.50	37.73	84.52	44.32	87.63	47.62
Test Set								
P-S (Carlini et al., 2023)	49.81	10.00	49.81	10.00	49.81	10.00	49.81	10.00
MiniPrompt (Schwarzschild et al., 2024)	49.00	3.29	50.93	4.30	51.48	5.52	61.90	7.89
Inst-Attack (Kassem et al., 2024)	61.24	22.07	74.40	25.00	77.00	28.73	78.80	34.64
MemHunter (ours)	77.85	30.38	79.31	32.91	85.91	37.97	84.81	43.04

the starting point for *GCG* optimization (Zou et al., 2023). Following the standard *GCG* procedure, we iteratively refine the prompt by minimizing the loss function, gradually improving the extraction of memorized content. A detailed description of the *GCG* optimization process is provided in the appendix.

As shown in Figure 3, our experimental results demonstrate that using the optimized prefixes p^* generated by *MemHunter* as initialization significantly accelerates the original *GCG*-based optimization process. Specifically, this two-stage approach, where *MemHunter* provides high-quality initial prompts for *GCG*, achieves memorization recovery at the same level up to 80% faster than *MiniPrompt*, which relies on random sequences for initialization. Even when accounting for the additional overhead of generating multiple candidate prompts and selecting the best one, our complete pipeline consistently outperforms the baseline method in terms of computational efficiency. These

findings highlight the practical benefits of combining *MemHunter* with *GCG*, offering a more efficient and scalable solution for memory extraction tasks.

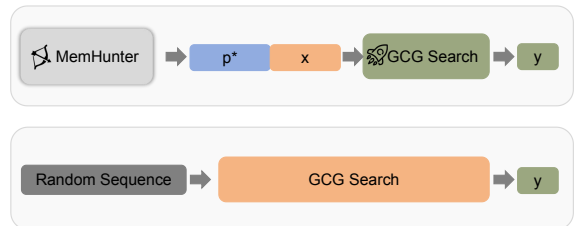


Figure 4: Comparison of optimization strategies: *MemHunter* uses a trained prefix p^* for faster *GCG* optimization, while *MiniPrompt* starts from random sequences.

4.3 Post-search Free

In the post-search free setting, we detect memorization at the dataset scale, enabling data owners to efficiently verify whether a suspect LLM has mem-

Table 3: Comparison of *MemHunter* and various baselines under the fine-tune setting, with Llama-2-7B as the target model and Stackoverflow data for testing. The results are presented as Avg Mem (%) and Hit Rate (%). Mem is calculated using ROUGE-L.

Method	1.24s (5 trials)		2.48s (10 trials)		4.96s (20 trials)		7.43s (30 trials)	
	Avg Mem	Hit Rate	Avg Mem	Hit Rate	Avg Mem	Hit Rate	Avg Mem	Hit Rate
Train Set								
P-S (Carlini et al., 2023)	30.07	5.00	30.07	5.00	30.07	5.00	30.07	5.00
MiniPrompt (Schwarzschild et al., 2024)	49.85	3.14	50.64	5.26	52.17	7.11	58.21	7.98
Inst-Attack (Kassem et al., 2024)	65.53	25.10	74.31	31.89	79.95	30.32	81.01	42.01
MemHunter (ours)	86.81	71.43	88.99	73.42	89.80	76.19	90.10	76.56
Test Set								
P-S (Carlini et al., 2023)	28.90	7.50	28.90	7.50	28.90	7.50	28.90	7.50
MiniPrompt (Schwarzschild et al., 2024)	52.50	2.00	54.09	6.10	56.45	6.24	59.98	8.14
Inst-Attack (Kassem et al., 2024)	67.13	28.12	75.50	36.55	78.24	40.05	84.50	45.11
MemHunter (ours)	85.13	69.62	88.99	73.42	89.61	74.68	91.14	78.48

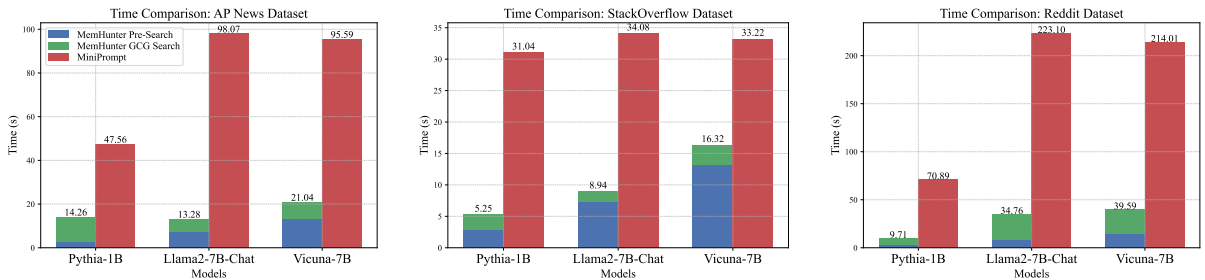


Figure 3: Time comparison between *MemHunter* and *MiniPrompt* across different models. The pre-search time represents the cumulative time required to generate 30 prompts. *MemHunter*’s two-stage approach recovers memorization at the same level 4 to 9 times faster than the original method.

orized their data. Unlike time-intensive methods, our approach leverages a trained model and hypothesis testing, facilitating large-scale assessments.

We fine-tune a proxy LLM on the target dataset and use *MemHunter* to generate prompts, yielding a distribution of memorization scores. Similarly, we generate prompts for both the trained and untrained versions of the suspect LLM. We then perform a z-test to compare the distributions and test whether the memorization behavior of the trained and untrained suspect LLMs differs significantly from that of the proxy LLM.

It is important to note that our method does not require the distributions of the trained LLM and the target LLM to match closely (i.e., the p-value between them does not need to approach 1). Instead, we rely on the difference in p-values between the z-tests comparing the untrained LLM and the target LLM. If the p-value exceeds a pre-defined threshold (representing the desired confidence level), we reject the null hypothesis, indicating that the trained suspect LLM has likely memorized the dataset. In contrast, the untrained LLMs exhibit no significant memorization, with p-values close to zero. These

results, shown in Tables 4, demonstrate the effectiveness of our approach.

In contrast to Membership Inference Attacks (MIA), which detect whether a model was trained on specific data, our method differentiates between training and memorization. Furthermore, while MIA provides a binary outcome, our method quantifies memorization through continuous memorization scores.

5 Related Works

Our work investigates LLM memorization, prompt optimization, and adversarial attacks. Below, we review related studies in these areas.

5.1 LLM Memorization

Carlini et al. (2023) established foundational metrics for LLM memorization via prefix-suffix regeneration, identifying model scale as a key factor. Nasr et al. (2023) expanded this with divergence attacks using public dataset probing, while Zhang et al. (2023) traced memorization origins through controlled document ablation. Biderman et al.

Table 4: Hypothesis Testing Results in the Fine-tune Setting: Proxy Mem Score, Suspect Mem Score, and p-values for Trained (T) and Untrained (U) across different datasets for Pythia-1B, Llama-2-7B, and Vicuna-7B.

Pythia-1B					
Dataset	Proxy Mem	Suspect LLM Mem (T)	p-value (Proxy vs T)	Suspect LLM Mem (U)	p-value (Proxy vs U)
AP News	90.48	88.88	0.12	6.30	10^{-25}
StackOverflow	92.45	89.64	0.10	9.98	10^{-53}
Reddit	49.61	52.29	0.35	5.53	10^{-11}
Llama-2-7B					
Dataset	Proxy Mem	Suspect LLM Mem (T)	p-value (Proxy vs T)	Suspect LLM Mem (U)	p-value (Proxy vs U)
AP News	88.37	89.61	0.61	14.00	10^{-155}
StackOverflow	97.40	96.32	0.32	6.36	10^{-39}
Reddit	82.47	81.94	0.41	6.49	10^{-19}
Vicuna-7B					
Dataset	Proxy Mem	Suspect LLM Mem (T)	p-value (Proxy vs T)	Suspect LLM Mem (U)	p-value (Proxy vs U)
AP News	91.14	90.70	0.79	9.86	10^{-25}
StackOverflow	85.34	84.99	0.27	8.81	10^{-27}
Reddit	87.78	86.88	0.30	7.02	10^{-15}

(2024) derived scaling laws to systematize memorization prediction across architectures. Gradient-based prompt optimization (Schwarzschild et al., 2024) and adversarial perturbation (More et al., 2024) advanced automated extraction methods, alongside memorization taxonomies (Prashanth et al., 2024). Kassem et al. (2024) introduced cross-model prompt optimization using attacker LLMs, but their single-instance approach limits large-scale applicability. Despite these advances, none provide a framework for detecting memorization at deployment scale across large datasets.

5.2 Prompt Optimization

Our prompt optimization draws on jailbreak attack tools like *GCG* (Zou et al., 2023) and *AutoDan* (Zhu et al., 2023), designed to bypass safety checks and induce harmful outputs. These methods build upon *AutoPrompt* (Shin et al., 2020), which uses gradient-based scoring of prompt tokens and task-specific losses for prompt refinement. We adapt these techniques by modifying optimization targets to guide models towards extracting memorized training data.

5.3 Red Team Methods for Adversarial Attacks on LLMs

Related to our approach, Perez et al. (2022) use another LLM for automated red teaming, generating adversarial test cases to detect harmful behaviors like offensive replies and data leakage. Zeng et al. (2024b) extend this by using persuasive adversarial prompts to jailbreak LLMs, treating them as

human-like communicators. Similarly, Samvelyan et al. (2024) present *Rainbow Teaming*, a black-box method generating diverse adversarial prompts for LLMs like Llama 2 and Llama 3, improving safety through quality-diversity search. Paulus et al. (2024) introduce *AdvPrompter*, which generates human-readable adversarial prompts without gradient access, enabling efficient and scalable attacks.

6 Conclusion

We introduced *MemHunter*, an automated, verifiable technique for detecting memorization in large language models (LLMs) at both sample and dataset scales. Unlike existing methods that require manual intervention or high computational costs, *MemHunter* uses a memory-inducing LLM to automatically generate prompts, making it ideal for large-scale detection.

Our experiments show *MemHunter* extracts up to 40% more training data than existing methods under time constraints. As a plug-in, it reduces search time by 80%, speeding up extraction. We also extended *MemHunter* for dataset-level memorization assessments with hypothesis testing, efficiently detecting whether an LLM has memorized large-scale datasets. Results demonstrate its ability to distinguish between trained and untrained LLMs with high accuracy, offering a key tool for large-scale privacy risk assessments.

This work highlights the privacy risks of LLM memorization, particularly for publicly available datasets, and the need for scalable, dataset-level detection in future LLM applications.

Limitations

Our experimental setup distinguishes between the pre-training and fine-tuning stages of the target model. The results show that a significantly higher proportion of memorized data can be extracted from the fine-tuning dataset compared to the pre-training dataset, suggesting that fine-tuning strengthens the model’s memorization. However, we did not provide a deeper analysis, which could be a direction for future work. Additionally, our method greatly reduces the time spent on sample-wise optimization and provides a necessary tool for dataset validation in this new setting. However, in scenarios where time is not constrained, gradient-based sample-wise methods with higher computational cost may achieve higher memorization recovery for certain samples. This represents a trade-off between time efficiency and sample-specific performance.

References

- Stella Biderman, Usven Prashanth, Lintang Sutawika, Hailey Schoelkopf, Quentin Anthony, Shivanshu Purohit, and Edward Raff. 2024. Emergent and predictable memorization in large language models. *Advances in Neural Information Processing Systems*, 36.
- Stella Biderman, Hailey Schoelkopf, Quentin Gregory Anthony, Herbie Bradley, Kyle O’Brien, Eric Hallahan, Mohammad Aflah Khan, Shivanshu Purohit, USVSN Sai Prashanth, Edward Raff, et al. 2023. Pythia: A suite for analyzing large language models across training and scaling. In *International Conference on Machine Learning*, pages 2397–2430. PMLR.
- Hannah Brown, Katherine Lee, Fatemehsadat Mireshghallah, Reza Shokri, and Florian Tramèr. 2022. What does it mean for a language model to preserve privacy? In *Proceedings of the 2022 ACM conference on fairness, accountability, and transparency*, pages 2280–2292.
- Nicholas Carlini, Daphne Ippolito, Matthew Jagielski, Katherine Lee, Florian Tramèr, and Chiyuan Zhang. 2023. Quantifying memorization across neural language models. In *The Eleventh International Conference on Learning Representations*. OpenReview.
- Nicholas Carlini, Florian Tramer, Eric Wallace, Matthew Jagielski, Ariel Herbert-Voss, Katherine Lee, Adam Roberts, Tom Brown, Dawn Song, Ulfar Erlingsson, et al. 2021. Extracting training data from large language models. In *30th USENIX Security Symposium (USENIX Security 21)*, pages 2633–2650.
- Chuan Chen, Zhenpeng Wu, Yanyi Lai, Wenlin Ou, Tianchi Liao, and Zibin Zheng. 2023. Challenges and remedies to privacy and security in aigc: Exploring the potential of privacy computing, blockchain, and beyond. *arXiv preprint arXiv:2306.00419*.
- Zhiyu Zoey Chen, Jing Ma, Xinlu Zhang, Nan Hao, An Yan, Armineh Nourbakhsh, Xianjun Yang, Julian McAuley, Linda Petzold, and William Yang Wang. 2024. A survey on large language models for critical societal domains: Finance, healthcare, and law. *arXiv preprint arXiv:2405.01769*.
- William Fedus, Barret Zoph, and Noam Shazeer. 2022. Switch transformers: Scaling to trillion parameter models with simple and efficient sparsity. *Journal of Machine Learning Research*, 23(120):1–39.
- Vitaly Feldman and Chiyuan Zhang. 2020. What neural networks memorize and why: Discovering the long tail via influence estimation. *Advances in Neural Information Processing Systems*, 33:2881–2891.
- Leo Gao, Stella Biderman, Sid Black, Laurence Golding, Travis Hoppe, Charles Foster, Jason Phang, Horace He, Anish Thite, Noa Nabeshima, et al. 2020. The pile: An 800gb dataset of diverse text for language modeling. *arXiv preprint arXiv:2101.00027*.
- Edward J Hu, Yelong Shen, Phillip Wallis, Zeyuan Allen-Zhu, Yuanzhi Li, Shean Wang, Lu Wang, and Weizhu Chen. 2021. Lora: Low-rank adaptation of large language models. *arXiv preprint arXiv:2106.09685*.
- Daphne Ippolito, Florian Tramèr, Milad Nasr, Chiyuan Zhang, Matthew Jagielski, Katherine Lee, Christopher A Choquette-Choo, and Nicholas Carlini. 2022. Preventing verbatim memorization in language models gives a false sense of privacy. *arXiv preprint arXiv:2210.17546*.
- Matthew Jagielski, Om Thakkar, Florian Tramer, Daphne Ippolito, Katherine Lee, Nicholas Carlini, Eric Wallace, Shuang Song, Abhradeep Thakurta, Nicolas Papernot, et al. 2022. Measuring forgetting of memorized training examples. *arXiv preprint arXiv:2207.00099*.
- Jared Kaplan, Sam McCandlish, Tom Henighan, Tom B Brown, Benjamin Chess, Rewon Child, Scott Gray, Alec Radford, Jeffrey Wu, and Dario Amodei. 2020. Scaling laws for neural language models. *arXiv preprint arXiv:2001.08361*.
- Aly M Kassem, Omar Mahmoud, Niloofar Mireshghallah, Hyunwoo Kim, Yulia Tsvetkov, Yejin Choi, Sherif Saad, and Santu Rana. 2024. Alpaca against vicuna: Using llms to uncover memorization of llms. *arXiv preprint arXiv:2403.04801*.
- Pratyush Maini, Michael C Mozer, Hanie Sedghi, Zachary C Lipton, J Zico Kolter, and Chiyuan Zhang. 2023. Can neural network memorization be localized? *arXiv preprint arXiv:2307.09542*.

- Yash More, Prakhar Ganesh, and Golnoosh Farnadi. 2024. Towards more realistic extraction attacks: An adversarial perspective. *arXiv preprint arXiv:2407.02596*.
- Milad Nasr, Nicholas Carlini, Jonathan Hayase, Matthew Jagielski, A Feder Cooper, Daphne Ippolito, Christopher A Choquette-Choo, Eric Wallace, Florian Tramèr, and Katherine Lee. 2023. Scalable extraction of training data from (production) language models. *arXiv preprint arXiv:2311.17035*.
- Yuqi Nie, Yaxuan Kong, Xiaowen Dong, John M Mulvey, H Vincent Poor, Qingsong Wen, and Stefan Zohren. 2024. A survey of large language models for financial applications: Progress, prospects and challenges. *arXiv preprint arXiv:2406.11903*.
- Anselm Paulus, Arman Zharmagambetov, Chuan Guo, Brandon Amos, and Yuandong Tian. 2024. Advprompter: Fast adaptive adversarial prompting for llms. *arXiv preprint arXiv:2404.16873*.
- Ethan Perez, Saffron Huang, Francis Song, Trevor Cai, Roman Ring, John Aslanides, Amelia Glaese, Nat McAleese, and Geoffrey Irving. 2022. Red teaming language models with language models. *arXiv preprint arXiv:2202.03286*.
- USVSN Sai Prashanth, Alvin Deng, Kyle O’Brien, Jyothir SV, Mohammad Aflah Khan, Jaydeep Borkar, Christopher A Choquette-Choo, Jacob Ray Fuehne, Stella Biderman, Tracy Ke, et al. 2024. Recite, reconstruct, recollect: Memorization in lms as a multifaceted phenomenon. *arXiv preprint arXiv:2406.17746*.
- Alec Radford, Jeffrey Wu, Rewon Child, David Luan, Dario Amodei, Ilya Sutskever, et al. 2019. Language models are unsupervised multitask learners. *OpenAI blog*, 1(8):9.
- Mikayel Samvelyan, Sharath Chandra Raparthy, Andrei Lupu, Eric Hambro, Aram H Markosyan, Manish Bhatt, Yuning Mao, Minqi Jiang, Jack Parker-Holder, Jakob Foerster, et al. 2024. Rainbow teaming: Open-ended generation of diverse adversarial prompts. *arXiv preprint arXiv:2402.16822*.
- Avi Schwarzschild, Zhili Feng, Pratyush Maini, Zachary C Lipton, and J Zico Kolter. 2024. Rethinking llm memorization through the lens of adversarial compression. *arXiv preprint arXiv:2404.15146*.
- Taylor Shin, Yasaman Razeghi, Robert L Logan IV, Eric Wallace, and Sameer Singh. 2020. Autoprompt: Eliciting knowledge from language models with automatically generated prompts. *arXiv preprint arXiv:2010.15980*.
- Hugo Touvron, Louis Martin, Kevin Stone, Peter Albert, Amjad Almahairi, Yasmine Babaei, Nikolay Bashlykov, Soumya Batra, Prajwal Bhargava, Shruti Bhosale, et al. 2023. Llama 2: Open foundation and fine-tuned chat models. *arXiv preprint arXiv:2307.09288*.
- Jingying Zeng, Richard Huang, Waleed Malik, Langxuan Yin, Bojan Babic, Danny Shacham, Xiao Yan, Jaewon Yang, and Qi He. 2024a. Large language models for social networks: Applications, challenges, and solutions. *arXiv preprint arXiv:2401.02575*.
- Yi Zeng, Hongpeng Lin, Jingwen Zhang, Diyi Yang, Ruoxi Jia, and Weiyan Shi. 2024b. How johnny can persuade llms to jailbreak them: Rethinking persuasion to challenge ai safety by humanizing llms. *arXiv preprint arXiv:2401.06373*.
- Chiyan Zhang, Daphne Ippolito, Katherine Lee, Matthew Jagielski, Florian Tramèr, and Nicholas Carlini. 2023. Counterfactual memorization in neural language models. *Advances in Neural Information Processing Systems*, 36:39321–39362.
- Peiyuan Zhang, Guangtao Zeng, Tianduo Wang, and Wei Lu. 2024. Tinyllama: An open-source small language model. *arXiv preprint arXiv:2401.02385*.
- Lianmin Zheng, Wei-Lin Chiang, Ying Sheng, Siyuan Zhuang, Zhanghao Wu, Yonghao Zhuang, Zi Lin, Zhuohan Li, Dacheng Li, Eric Xing, et al. 2023. Judging llm-as-a-judge with mt-bench and chatbot arena. *Advances in Neural Information Processing Systems*, 36:46595–46623.
- Sicheng Zhu, Ruiyi Zhang, Bang An, Gang Wu, Joe Barrow, Zichao Wang, Furong Huang, Ani Nenkova, and Tong Sun. 2023. Autodan: Automatic and interpretable adversarial attacks on large language models. *arXiv preprint arXiv:2310.15140*.
- Andy Zou, Zifan Wang, Nicholas Carlini, Milad Nasr, J Zico Kolter, and Matt Fredrikson. 2023. Universal and transferable adversarial attacks on aligned language models. *arXiv preprint arXiv:2307.15043*.

A Detailed Algorithms

A.1 Hyperparameters for Finetuning

In Algorithm 1, we set the maximum number of iterations to 10 and the size of the Prompt Pool to 256. When fine-tuning *MemHunter*, we use 8 epochs and a learning rate of $5e-4$. Additionally, we apply LoRA(Hu et al., 2021) with the rank set to 8 and α set to 16. All experiments are repeated three times and the results are averaged.

A.2 Beam Search in Generating Prompts

We applied beam search during prompt generation to increase sampling diversity and avoid getting stuck in suboptimal solutions, as demonstrated in Algorithm 3. The number of beams is set to 4 by default, and for next token top-k sampling, we select the top 48 tokens by default.

Algorithm 3 Generating Candidate Prompts with Beam Search

Require: target sample (x, y) , MemHunter, TargetLLM M , top k , beam size b , max_token_len

- 1: Initialize empty prompt p
- 2: Sample b initial beams $\mathcal{S}^b \sim \text{Uniform}(\mathcal{V})$
- 3: **for** max_token_len times **do**
- 4: Initialize beam candidates $\mathcal{B} \leftarrow \emptyset$
- 5: **for** all $q \in \mathcal{S}$ **do**
- 6: Sample k next token $T_k \sim \text{top-k}(p_\theta(p \mid p, x))$
- 7: Add beam candidates $\{[q, q'] \mid q' \in T_k\}$ to \mathcal{B}
- 8: **end for**
- 9: Select best beam $\mathcal{S}^b \sim \text{softmax}_{q \in \mathcal{B}}(\mu_M(M([p, x]), y))$
- 10: Append best p to the prompt sequence
- 11: **end for**
- 12: **return** p

A.3 GCG Algorithm

In the post-search unlimited scenario, we use *MemHunter* as a plugin, with the prompts generated by it serving as the optimization starting point, followed by the Greedy Coordinate Gradient (GCG) (Zou et al., 2023) algorithm for the search process. The detailed steps of the GCG algorithm are shown in Algorithm 4.

B Ablation Study

We discover crucial parameters and setting of *MemHunter* which influence its memorization detection performance, including the number of prompt generation trials and the rejection sampling method in prompt pool.

B.1 Number of Prompt Generation Trials

We use GPT-2 as *MemHunter* and Pythia-1B as the Target LLM. After training on the AP News dataset for 10 epochs, *MemHunter* generates prompts k times for the training, testing, and validation sets of the dataset, which are then input into the Target LLM for evaluation. We record the average memory extraction rates across the entire dataset for different numbers of attempts (Figure 5), as well as the proportion of samples that are fully recovered (Mem score of 100%, Figure 6). We use the Original LLM, i.e., the untrained *MemHunter*, as a baseline for comparison. As seen, the proportion

Algorithm 4 Greedy Coordinate Gradient (GCG) (Zou et al., 2023)

Require: Loss \mathcal{L} , Vocab. \mathcal{V} , Target y , Num. Tokens n_{tokens} , Num. Steps num_steps

- 1: Initialize prompt x to random list of n_{tokens} tokens from \mathcal{V}
- 2: $E = M$'s embedding matrix
- 3: **for** num_steps times **do**
- 4: **for** $i = 0, \dots, n_{\text{tokens}}$ **do**
- 5: $\mathcal{X}_i = \text{Top-k}(-\nabla_{e_i} \mathcal{L}(y|x))$
- 6: **end for**
- 7: **for** $b = 1, \dots, B$ **do**
- 8: $\tilde{x}^{(b)} = x$
- 9: $\tilde{x}_i^{(b)} = \text{Uniform}(\mathcal{X}_i), i = \text{Uniform}([1, \dots, n_{\text{tokens}}])$
- 10: **end for**
- 11: $x = \tilde{x}^{(b^*)}$ where $b^* = \arg \min_b \mathcal{L}(y|\tilde{x}^{(b)})$
- 12: **end for**
- 13: **return** x

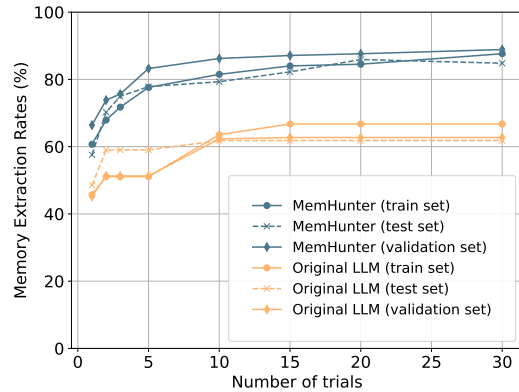


Figure 5: The memory extraction rates increase with the number of prompt generation attempts across the training, testing, and validation sets.

of recovered memory increases as k increases, stabilizing after $k = 20$. However, even with a small number of attempts (e.g., 1 or 5), there is a significant improvement, indicating the effectiveness of the *MemHunter* training.

B.2 Rejection Sampling

After generating candidate prompts using Next token prediction, they are stored in a Prompt Pool. Rejection sampling is then applied based on the loss values and memory recovery ability scores of each prompt to select high-quality prompts for fine-tuning *MemHunter*. We investigated the impact of this rejection sampling mechanism on performance. Experimental results in Table 5 show that

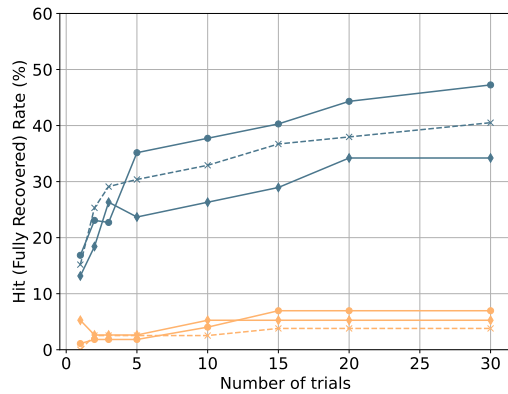


Figure 6: The Hit Rate, representing the proportion of fully recovered memories (memorization score of 100%), also increases as the number of prompt generation attempts rises.

sampling higher-quality prompts helps improve *MemHunter*’s ability to recover the Target LLM’s memorized content.

Table 5: Impact of Rejection Sampling on *MemHunter* performance across different Target LLMs on the AP News dataset. Metrics include Avg Memorization Score and Hit Rate.

Target LLM	With Rejection Sampling		Without Rejection Sampling	
	Avg Mem	Hit Rate (%)	Avg Mem	Hit Rate (%)
Pythia-1B	87.63	47.62	85.99	64.64
Llama-2-7B	91.14	78.48	87.90	70.89
Vicuna-7B	92.03	81.32	90.34	76.92