

# UniPaint: Unified Space-time Video Inpainting via Mixture-of-Experts

Zhen Wan<sup>1</sup> Chenyang Qi<sup>2</sup> Zhiheng Liu<sup>3</sup> Tao Gui<sup>1</sup> Yue Ma<sup>2\*</sup>  
<sup>1</sup>Fudan University <sup>2</sup>HKUST <sup>3</sup>HKU




Figure 1. **The visual results of unified space-time video inpainting.** We introduce a space-time video inpainting method that is versatile across a spectrum of tasks. Displayed frames are uniformly selected from videos of different space-time inpainting scenarios. For inpainting and outpainting, the first row in the figure contains the source videos and the target regions, while the bottom row shows the results. For interpolation, two keyframes and generated interpolations in between are displayed.

## Abstract

In this paper, we present **UniPaint**, a unified generative space-time video inpainting framework that enables spatial-temporal inpainting and interpolation. Different from existing methods that treat video inpainting and video interpolation as two distinct tasks, we leverage a unified inpainting framework to tackle them and observe that these two tasks can mutually enhance synthesis performance. Specifically, we first introduce a plug-and-play space-time video inpainting adapter, which can be employed in various personalized models. The key insight is to propose a Mixture of Experts (MoE) attention to cover various tasks.

Then, we design a spatial-temporal masking strategy during the training stage to mutually enhance each other and improve performance. UniPaint produces high-quality and aesthetically pleasing results, achieving the best quantitative results across various tasks and scale setups. The code and checkpoints are available at <https://github.com/mmmmm-w/UniPaint>.

## 1. Introduction

Video inpainting aims to restore missing spatial and temporal regions in a source video while preserving visual coherence and temporal consistency. As a foundational task in computer vision, video inpainting has attracted consid-

\*Corresponding author. E-mail: mayuefighting@gmail.com

erable academic exploration in [82, 85]. This technology has widespread applications in fields of the film industry, automatic advertising, and content creation on social media platforms, etc.

Recently, diffusion model [26, 57, 58] has emerged as the mainstream approach for image inpainting [1, 31, 69, 79], demonstrating realistic and contextually consistent results. Imagenator [64] leverages the pre-trained text-to-image diffusion model [55] to modify the source image. BrushNet [31] and Powerpaint [84] propose a plug-and-play approach to improve the inpainting precision and generation quality. Unlike single-frame image inpainting, maintaining temporal consistency is also crucial in video inpainting. VideoComposer [66] applies mask-based constraints across frames, while CoCoCo [85] and AVID [82] employ the structure guidance and frame-by-frame masking strategy, enabling flexible user control with semantics.

Despite these advancements, existing approaches primarily focus on the spatial dimension, leaving an important question unanswered: *Can a unified framework effectively address both spatial and temporal inpainting?*

To address this challenge, we present the **UniPaint**, the first unified diffusion-based framework for space-time video inpainting. A comparison is provided in Tab. 1. Different from existing methods that consider video interpolation as a separate task, we treat video interpolation as an inpainting problem that spans both the temporal and spatial dimensions. Then, we integrate them into a unified space-time inpainting task (Fig. 1). Specifically, to preserve the generative capabilities of the pretrained model, we introduce a plug-and-play space-time video inpainting adapter rather than optimizing all the parameters of the foundation model. To cover various tasks, we propose the Mixture of Experts (MoE) attention (Fig. 2), which leverages different experts to handle various tasks. As shown in Tabs. 2 and 3, our experiments reveal that our integrated approach mutually enhances both spatial and temporal inpainting performance. Additionally, during the training stage, we design a spatial-temporal masking strategy to facilitate the space-time video inpainting. We perform extensive quantitative and quality experiments. The comprehensive results demonstrate that UniPaint excels across a range of video inpainting tasks, achieving state-of-the-art performance in space-time video inpainting.

Our contributions can be summarized as follows:

- We present a novel insight that integrates video inpainting and interpolation into a unified space-time video inpainting framework, proposing UniPaint, the first unified diffusion-based framework to tackle space-time video inpainting.
- To achieve robust space-time video inpainting, we first introduce a plug-and-play space-time video inpainting

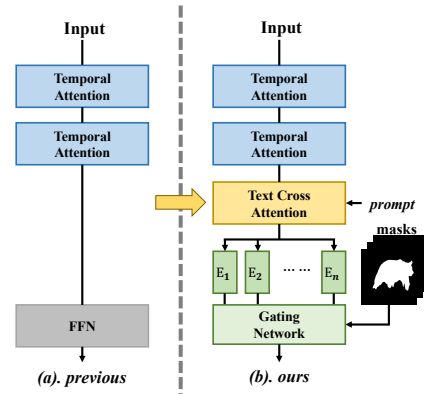


Figure 2. **Previous attention v.s. MoE attention.** We incorporate our Space-time Inpainting Adapter with MoE attention, providing better adaptability and textual alignment.

adapter to facilitate powerful generative ability. Then, the Mixture of Experts (MoE) attention and spatial-temporal masking strategy are designed to handle task diversity and enhance performance.

- We conduct extensive quantitative and qualitative evaluations, including video inpainting, video outpainting, and video interpolation. The experiment results show the superiority of the proposed method.

## 2. Related Work

**Video generation** has obtained significant attention from both the public and academic circles. Recent advancements in video generation have leveraged diffusion models to achieve impressive visual quality [7, 8, 11–13, 18–21, 23–25, 30, 32, 35, 40–49, 62, 63, 68, 70, 71, 75, 76, 78, 81, 83], marked by both closed-source and open-source models. Closed-source models like Sora [8], Pika [49], VideoPoet [35], Gen1 [18], Gen2 [21] and Kling [36] offer high-resolution, long-duration videos. However, their proprietary methodologies and datasets limit research access and reproducibility. In contrast, open-source methods have accelerated innovation in research communities by providing accessible frameworks. For example, Tune-A-Video [68] minimizes tunable parameters requirement during the adaptation stage for zero-shot video generation while Text2Video-Zero [32] employs training-free latent code manipulation to produce videos without extensive training. AnimateDiff [24] keeps image modules static, training only motion components, which allows integration with customized T2I models. Similarly, VideoCrafter [11] introduces temporal motion layers for high-quality text-to-video generation, while DynamicCrafter [71] further uses keyframes as guidance for temporal extension and interpolation. Stable Video Diffusion [7] utilizes well-curated datasets with refined captioning, and ModelScope [63] incorporates spatial-temporal blocks to

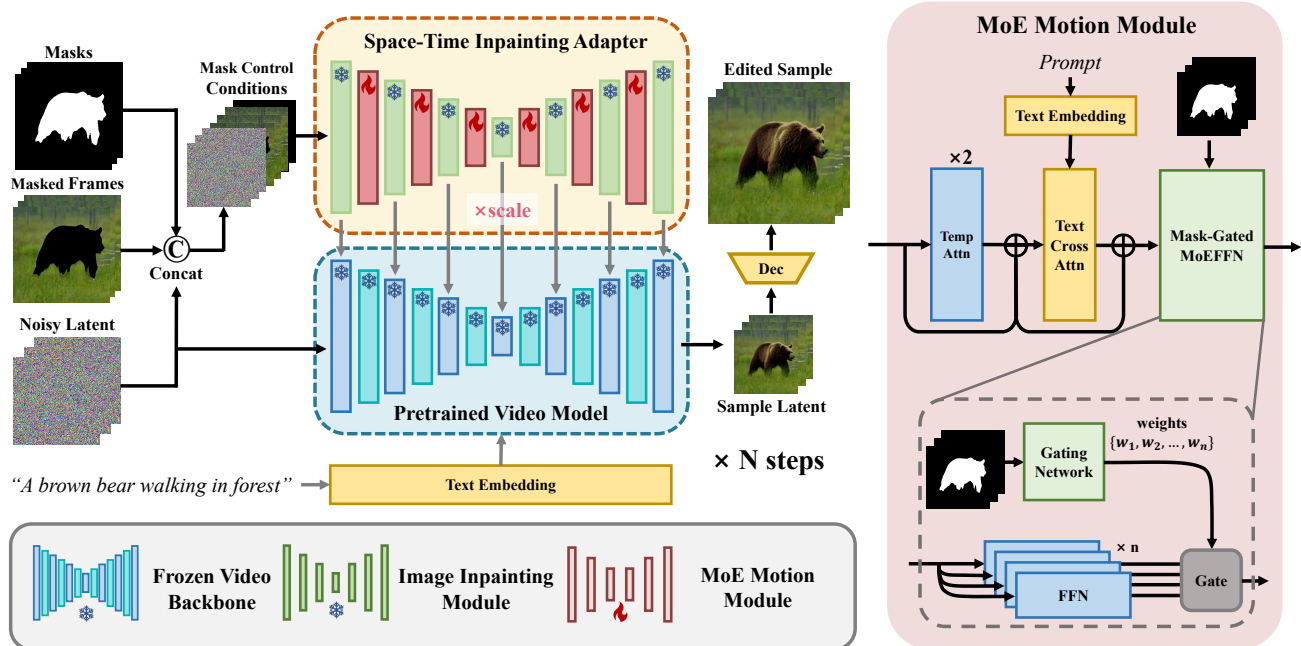


Figure 3. **Overview of our method.** As shown in the figure, *UniPaint* outputs an inpainted video given the mask and masked video input. The noise, masked frames, and masks are concatenated as the input to the Space-Time Inpainting Adapter. The feature extracted by the adapter is added to the pretrained masks video model with a custom scale. The mask is also input to the gating network of the MoE Motion Module.

ensure frame consistency. Together, these advancements underscore the robustness and versatility of diffusion-based models in the video generation landscape.

**Text-guided image inpainting** has also seen significant improvements through the application of diffusion models. Recent methods in text-guided image inpainting leverage diffusion models to achieve realistic and contextually consistent results [1, 3, 14, 16, 31, 64]. Latent Blended Diffusion [2] integrates generated and original image features, balancing foreground and background elements through a blending approach in latent space. Techniques like Imagenator [64] and Diffusion-based Inpainting [53] adapt pre-trained text-to-image models to handle masked inputs, allowing for precise control over edited areas. Additionally, Brushnet [31] introduces a mask-conditioned control branch trained on object-centric datasets, enabling highly localized inpainting adjustments. These diffusion-based approaches deliver refined inpainting outcomes that align closely with both the input context and text prompts.

**Video inpainting** extends the capabilities of image inpainting to the temporal domain, requiring models to maintain consistency across frames while filling in missing or occluded content. Recent works incorporate pre-trained image models for temporally coherent inpainting [66, 82, 85]. Some leverage pre-trained image models for video inpaint-

ing, such as using DDIM [57] inversion to ensure consistent latent representations [10, 22, 51, 56, 65, 68]. VideoComposer [66] employs mask-based constraints across frames for targeted inpainting, though it may lack flexibility due to its uniform masking approach. Advanced models like AVID [82] and CoCoCo [85] dynamically adjust the masked regions frame-by-frame, achieving more precise control. However, they face challenges in generalizing to broader tasks like outpainting or interpolation. These advancements illustrate the progress and challenges of achieving seamless, text-guided video inpainting that preserves temporal consistency.

**Video frame interpolation (VFI)**, or temporal inpainting in our context, is also a well-established problem in computer vision that has been extensively tackled in recent literature [17]. Some of the most recent methods employ diffusion models to improve VFI by introducing probabilistic frameworks that address the ambiguity of large, nonlinear motion patterns [15, 29, 61]. LDMVFI [15] and MCVD [61] utilize diffusion-based approaches, generating frames with enhanced coherence in complex scenes. VIDIM [29], another recent diffusion-based method, differs by operating directly in pixel space and generating full video sequences for superior motion quality. While conventional benchmarks [6, 9, 50, 59, 74] often assume mostly linear motion, diffusion-based VFI models like VIDIM

Model	Plug-and-Play	Spatial Inpainting	Temporal Inpainting	Shape-Aware
VideoComposer [66]	✓	✓		
AVID [82]		✓		✓
CoCoCo [85]		✓		✓
VIDIM [29]			✓	
<i>UniPaint (Ours)</i>	✓	✓	✓	✓

Table 1. **Comparison of *UniPaint* with previous video inpainting methods.** *UniPaint* offers the advantage of being plug-and-play with pretrained video model. Moreover, it allows for flexible control over the scale of inpainting and is designed to be aware of both the mask shape and the unmasked content.

demonstrate robustness in cases of significant temporal gaps or complex motion, formulating VFI as a generative problem rather than merely pixel correspondence problem.

### 3. UniPaint

UniPaint is a unified generative spatial-temporal video inpainting framework capable of both spatial and temporal inpainting (interpolation). While previous works treat spatial and temporal inpainting as distinct tasks [15, 29, 82, 85], our experiments demonstrate they can be unified under the same mask-filling framework. Different tasks correspond to different types of masks, as shown in Fig. 5. Given a source video, a spatial-temporal mask sequence and a text prompt, our objective is to fill in the indicated region following the text guidance, while keeping the out-of-mask video portion consistent.

Under this unified framework, we introduce our method, UniPaint, as shown in Fig. 3. Our approach is built on top of a diffusion-based text-guided video generation model [24], then adapts it to spatial-temporal video inpainting model with our Space-time Inpainting Adapter, a plug-and-play mask-conditioned control branch for pixel-level alignment in unmasked area. We further enhance the model’s flexibility with MoE attention to actively adapt to different mask types. Moreover, we introduce a novel training procedure that includes both spatial and temporal inpainting cases to boost the model’s synthetic ability.

#### 3.1. Preliminaries

The diffusion model is defined to approximate the probability density of training data by reversing the Markovian Gaussian diffusion processes [26, 57]. Consider an input video  $x_0$ , we conduct a forward Markov process described as:

$$q(x_t | x_{t-1}) = \mathcal{N}\left(\sqrt{1 - \beta_t}x_{t-1}, \beta_t \mathbf{I}\right), \quad (1)$$

where  $t = 1, \dots, T$  indicates the number of diffusion steps, with  $\beta_t$  controlling the noise level at each step. A neural network  $\epsilon_\theta$  learns to reverse this process, approximating noise  $\epsilon_t$  to restore  $x_{t-1}$  from  $x_t$  using the rela-

tion  $x_{t-1} = \frac{1}{\sqrt{\alpha_t}}\left(x_t - \frac{1-\alpha_t}{\sqrt{1-\alpha_t}}\epsilon_t\right)$ , with  $\alpha_t = 1 - \beta_t$  and  $\bar{\alpha}_t = \prod_{i=1}^t \alpha_i$ , as per [26]. For conditional diffusion, in our case, text-guided inpainting, we introduce conditions into  $\epsilon_\theta$  without altering the process. Our training objective can be formulated as:

$$\mathcal{L} = \mathbb{E}_{\epsilon \sim \mathcal{N}(0, I)} \left[ \|\epsilon - \epsilon_\theta(x_t, t, \mathbf{c})\|_2^2 \right], \quad (2)$$

where  $\mathbf{c}$  denotes the conditional inputs. In our case,  $\mathbf{c} = (x_m, m, \tau_\theta(y))$ , where  $m$  is a binary mask indicating the region to modify,  $x_m = x_0 \odot (1 - m)$  is the region to preserve,  $y$  represents the corresponding textual description while  $\tau_\theta(\cdot)$  embodies a text encoder that transposes the string into a sequence of vectors. Classifier-free guidance [27] and efficient sampling approaches such as DDIM [57] or PNDM [37] can be applied during inference.

#### 3.2. Space-time inpainting adapter

The integration of masked features into the pre-trained diffusion network is handled through an additional branch that decouples feature extraction of masked frames from the main video generation process. In previous approaches, mask conditions were concatenated directly with the noisy latent inputs in the main branch [82, 85]. While effective, this method limits flexibility, as it requires modifications to the model backbone due to inflated input dimensions. Inspired by recent image inpainting works [31, 79], we employ a dual-branch architecture that maintains model modularity and flexibility.

In our setup, the additional branch takes as input the noisy latent, masked frame latent, and downsampled mask, which are concatenated together (see Fig. 3). The noisy latent provides generative information, guiding the inpainting process to maintain semantic coherence. The masked frame latent, extracted using a Variational Autoencoder (VAE) [34], is aligned with the data distribution of the pretrained UNet [54]. The mask is resized to match the latent dimensions via cubic interpolation, ensuring consistent input scaling. UniPaint utilizes a pretrained inpainting control model [31] for feature extraction, with an option to leverage convolutional layers from pretrained text-to-image (T2I) models. This enhances UniPaint’s adaptability and leverages the




Figure 4. **Inpainting on videos of different cases.** We employ our method on various scenarios of inpainting. Our method can be applied to both spatial and temporal inpainting cases with arbitrary mask shapes. The caption in the middle represents the inpainting type and prompt guidance for each video.

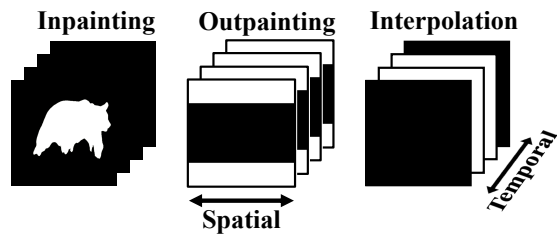


Figure 5. **Masks for different space-time inpainting scenarios.** The mask region is shown as white while conserved region is black. In inpainting tasks, the masks are continuous regions covering a part of each frame. In outpainting tasks, the masks cover the desired expansion region. In interpolation tasks, the frames between key frames are masked.

diffusion model’s pretrained weights for robust feature extraction. The feature insertion operation is formulated as:

$$\epsilon_{\theta}(\cdot)_i = \epsilon_{\theta}(\cdot)_i + \omega_s \cdot \epsilon_{\theta}^A([z_t, z_0^m, m^{resized}], \tau_{\theta}(y), t)_i \quad (3)$$

where  $\epsilon_{\theta}(\cdot)_i$  indicates the feature of the  $i$ -th layer in main branch  $\epsilon_{\theta}$  with  $i \in [1, n]$ , where  $n$  is the number of layers. The same notation applies to  $\epsilon_{\theta}^A$  which denotes our Space-time Inpainting Adapter.  $\epsilon_{\theta}^A$  takes the concatenation of the present noisy latent  $z_t$ , the masked frame latent  $z_0^m$  and the resized masks  $m^{resized}$  as input, with the concatenation operation denoted as  $[\cdot]$ . The adapter also accepts text guidance with  $\tau_{\theta}(\cdot)$ .  $\omega_s$  is the preservation scale used to adjust

the influence of the adapter on pretrained diffusion model.

### 3.3. Mixture of Experts Attention

The diversity of editing scenarios in video inpainting can be generalized by the variation in mask shapes. For instance, in inpainting tasks, the mask typically covers a small, localized area within each frame, while in outpainting tasks, it occupies the marginal regions of the frames. Interpolation, on the other hand, can be formulated as a temporal masking task, where the frames between keyframes are masked. Each of these scenarios requires the motion module to focus on different aspects of spatial and temporal information. To enable adaptive behavior across diverse editing cases, we equip our motion modules with Mixture of Experts (MoE) attention mechanism, as illustrated in Figs. 2 and 3.

Our MoE attention module includes two temporal attention layers, a textual cross-attention layer, and a set of expert feedforward networks (FFNs), represented as  $\mathbf{E} = e_{\theta}^1, \dots, e_{\theta}^n$ , where each  $e_{\theta}^i$  serves as an expert. A gating function,  $\epsilon_{\theta}^G$ , takes the resized mask  $m^{resized}$  as input and determines the weight vector  $\mathbf{W} = [w_1, \dots, w_n]$ ,  $\sum_{i=1}^n w_i = 1$ , for each expert. The output of the MoE attention is a weighted sum of the outputs from all experts. To extract the shape information from the mask, we apply multiple 3D downsampling convolution layers followed by adaptive average pooling. This output is then passed through a linear

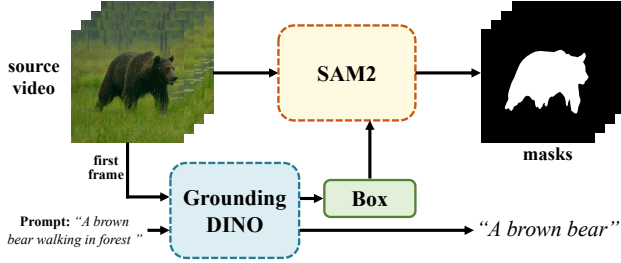


Figure 6. **Segmentation-based mask generation.** We enhance the training with object-aware masks. We first detect the bounding box and corresponding phrase for objects in the first frame with GroundingDINO [38], then input the box and source video to SAM2 [52]. SAM2 propagates through the video and outputs the corresponding segmentation mask for the grounded object.

layer to project it into the weight space for the experts. Formally, the MoE attention can be expressed as:

$$\mathbf{W} = \epsilon_{\theta}^G(m^{\text{resized}}), \mathbf{W} \in \mathbb{R}^{n \times 1}, \quad (4)$$

$$z' = \sum_{i=1}^n w_i \times e_i(z), \quad (5)$$

where  $z$  denotes the input to the MoE layer and  $z'$  represents the output after weighting.

### 3.4. Space-time Mask Training

Ensuring mask consistency across frames is essential for text-video alignment. Training a video diffusion model on random masks can destabilize training and reduce inpainting accuracy, limiting the model’s ability to learn motion information relative to the given prompt. Recent advances in video segmentation have facilitated segmenting videos with text prompts. To this end, we introduce a segmentation-based mask generation process for training shown in Fig. 6. We employ GroundingDINO [38] to annotate the first frame in each training video. Specifically, we detect the first frame and retrieve phrases with associated bounding boxes. Using the bounding box from the initial frame as input, SAM2 [52] propagates the segmentation through subsequent frames, generating object segmentations that correspond to the text prompt. This approach enables the creation of text-mask pairs for each video clip.

To enhance adaptability across various inpainting scenarios, we use a mixed mask training strategy that combines four mask types: (1) segmentation-based masks for text-aligned object coverage, (2) random masks for robustness, (3) marginal masks for edge refinement, and (4) interpolation masks for temporal consistency. Each type is applied with a specific probability, and we include a 10% chance of a null text prompt to encourage general perceptual learning.

This mixed mask strategy exposes the model to diverse spatial and temporal inpainting scenarios, allowing it to

adapt within a unified space-time framework. By integrating spatial and temporal tasks in training, the model learns to handle both with improved coherence, as each scenario enhances the other.

## 4. Experiments

**Implementation details.** Our implementation is built upon a StableDiffusion v1.5 [53] and AnimateDiff [24]. Subsequently, the image inpainting layers of the Space-Time Inpainting Adapter are transferred from Brushnet [31] and frozen during training. For training data, we use the Shutterstock video dataset (Webvid-10M) [4] and the YoutubeVOS [72] dataset, with motion modules being trained using 16 frames at a 256×256 resolution with mixed mask selection. We randomly sample from four different types of masks in Sec. 3.4 with probabilities of 0.4, 0.1, 0.2 and 0.3, respectively. For the MoE attention module, we set the number of experts to 4. The motion module and the gating network are trained at the same time, with the rest of the model frozen. During the training stage, the Shutterstock video dataset is watermarked, which would corrupt the model’s output if naively trained with. To tackle this problem, we propose a two-stage training procedure. We first train the model on the larger Shutterstock video dataset with  $lr = 1 \times 10^{-4}$ , then finetune the model on the smaller high-quality dataset YoutubeVOS [72] with  $lr = 1 \times 10^{-5}$ . This efficiently alleviated the defects in generation results. In the inference stage, we follow DDIM [57], using 100 sampling steps and the classifier-free guidance scale is 12.5. The mask per frame can be obtained by GroundingDINO [38], SAM2 [52] automatically or provided by the users.

**Qualitative results** To comprehensively evaluate the capabilities of our method, we test it on videos across various scenarios, shown in Fig. 4. Our mask-conditioned inference approach is capable of performing diverse inpainting types, catering to a wide range of mask shapes. Our method adeptly modifies the specified region without affecting the surrounding content and keeps inpainted region consistent with the unmodified area both spatially and temporally.

### 4.1. Comparisons

We present a comprehensive evaluation of our method against other diffusion-based video inpainting techniques, notably VideoComposer [66], CoCoCo [85], AVID [85], LDMVFI [15] and VIDIM [29]. The quantitative experiments are conducted on DAVIS dataset [50] containing 200 videos.

**Qualitative comparisons.** Fig. 7 compares the performance on inpainting. Since AVID is not open-source at the time we conduct the experiments, we directly use the cases they picked. The inputs for CoCoCo [85] and our




Figure 7. **Comparison with previous methods.** We compare our method against several approaches, including VideoComposer [66], AVID [82] and CoCoCo [85]. The results of AVID directly comes from its publication, other methods are evaluated using their default hyper-parameters as specified in source codes. Each video in our experiments consists of 16 frames. Our method successfully inpaints the masked region following text prompt with remarkable consistency. Notably, our method demonstrate better textual alignment and visual quality than other methods in our comparison.

Task	Inpainting			Outpainting		
	BP↓	TA↑	TC↑	BP↓	TA↑	TC↑
VC [66]	47.9	31.0	96.4	46.7	31.2	96.2
CoCoCo [85]	42.3	31.4	<b>97.6</b>	42.1	31.3	97.0
Ours Spatial.	42.2	31.4	97.1	41.9	31.2	97.1
Ours w/o MoE	42.3	31.2	97.3	42.0	31.3	96.9
Ours	<b>41.8</b>	<b>31.8</b>	97.5	<b>41.5</b>	<b>31.6</b>	<b>97.4</b>

Table 2. **Quantitative results on spatial inpainting.** We compare our method against several spatial inpainting model, including s VideoComposer [66], CoCoCo [85]. Ours Spatial. is trained only with spatial inpainting cases. Ours w/o MoE repalces MoE with single FFN. BP, TA, TC represent background preservation, textual alignment, temporal consistency, respectively. The best results are marked in **bold**.

method are the masks and masked frames, while for VideoComposer [66] we use additional control conditions like structure guidance for better result. Despite more control conditions, VideoComposer shows undesirable generation quality, with watermarks, poor temporal consistency and text alignment. AVID shows poor textual alignment, failing to assign correct colors to the object. CoCoCo fails to capture the overall motion information, painting the car in the wrong direction. Our method not only generates better quality results but shows better temporal consistency and

Task	Temporal inpainting			
	PSNR↑	SSIM [67]↑	LPIPS [80]↓	FVD [60]↓
LDMVFI [15]	19.98	0.4794	0.2764	245.02
VIDIM [29]	19.62	0.4709	0.2578	<b>199.32</b>
Ours Temporal.	19.82	0.4783	0.2599	204.53
Ours w/o MoE	19.79	0.4769	0.2612	211.28
Ours	<b>20.01</b>	<b>0.4814</b>	<b>0.2547</b>	201.35

Table 3. **Quantitative results on temporal inpainting.** We compare our method against several diffusion-based temporal inpainting models, including LDMVFI [15], VIDIM [29]. Ours Temporal. is trained only with temporal inpainting cases. PSNR denotes peak-signal-noise-ratio.

semantic alignment. Please refer to supplementary materials for more qualitative comparisons.

**Quantitative comparisons.** Our model’s performance is further quantified using multiple automatic evaluation metrics. For spatial inpainting, we compare background preservation, textual alignment and temporal consistency. Background preservation (BP) is measured using the L1 distance between the original and the edited videos within unaltered regions. The textual alignment (TA) of the generated video is evaluated using the CLIP-score. Temporal consistency (TC) is assessed by computing the cosine similarity be-




Figure 8. **Analysis of adapter control scale.** The source video is shown on the left. We show the results of inpainting with control scale 0.0, 0.5 and 1.0. A higher control scale ensures background preservation and contextual guidance.

tween consecutive frames in the CLIP-Image feature space, as per AVID [82] and CoCoCo [85]. For temporal inpainting, we report the following metrics: peak-signal-to-noise-ratio (PSNR), structural similarity (SSIM) [67], LPIPS [80] and FVD [60]. As shown in Tabs. 2 and 3, our model exhibits excellent temporal consistency without compromising per-frame quality.

## 4.2. Ablation analysis

**Space-time inpainting adapter.** In Fig. 8 we exhibit the effects of varying the mask-conditioned control scale, during the editing of a video of 16 frames. We highlight the first, middle, and last frames to demonstrate how mask-conditioned control impacts the outcomes. For inpainting tasks, a higher control scale ensures background preservation and provide sufficient contextual guidance for the main branch, at the same time restricting the shape of the generated content. This control scale parameter allows users to effectively control the extent of unmasked region protection during the editing process. By manipulating the scale parameter, users can achieve fine-grained control, enabling precise and customizable inpainting.

**MoE Attention.** Through mixed masking strategies in our training procedure, we train a MoE attention to actively adapt to different editing cases. With quantitative ablation shown in Tabs. 2 and 3, we further present a qualitative analysis of MoE attention. In our experiments, we set the number of experts to 4. By replacing the gating network with a deterministic gate, we can set arbitrary weight to the gate and thus look into each expert’s capability. Fig. 9 shows the output of each individual expert and the output of MoE at-




Figure 9. **Analysis of MoE attention.** The source video is shown on the left. We show the results of each individual expert FFN in comparison with the result of MoE. Some experts are more specialized in outpainting tasks. The Mask-Gated MoE adaptively synthesizes the outputs of experts, showing best consistency.

tention. We can see that some experts specialize in spatial outpainting while some focus on temporal inpainting. Our gating mechanism is able to smoothly adapt to each case by reading the shape of the mask input.

## 5. Limitation and future work

Although UniPaint has achieved great space-time video inpainting performance, it still faces challenges when inpainting the source video with large motion. The visual cases can be found in supplementary materials. We analyze that it may be due to the motion bias in the training dataset. We will finetune our approach in larger video dataset. Additionally, in the future, we are considering integrating more tasks into our framework, including video super-resolution (spatial regional mask) and video prediction (temporal outpainting mask).

## 6. Conclusion

In this paper, we present UniPaint, a unified generative space-time video inpainting framework that enables spatial-temporal inpainting and interpolation. Different from existing methods that treat video inpainting and video interpolation as two distinct tasks, we leverage a unified inpainting framework to address them. To adapt to different text-to-video models, we first introduce a plug-and-play space-time video inpainting adapter. To cover various tasks, we design the Mixture of Experts (MoE) attention and spatial-temporal masking strategy during the training stage. Our method produces high-quality and aesthetically pleasing results, achieving the best quantitative results across various tasks. We hope our work can pave the way for further progress in this promising direction and push this frontier.

# UniPaint: Unified Space-time Video Inpainting via Mixture-of-Experts

## Supplementary Material




Figure A1. **More results of our method.** Additional qualitative results of our method applied to various inpainting scenarios, including object removal, environment swapping, outpainting, and temporal inpainting(interpolation). These examples demonstrate the flexibility of our method across diverse scenarios.

### Overview

This supplementary material provides additional details and insights to further elaborate on various aspects of the proposed method. The content is organized as follows:

- **Experiment Details:** Detailed information about the training and evaluation procedures can be found in Appendix A.
- **More Qualitative Results:** In Appendix B, we showcase an expanded set of qualitative experiments, highlighting the flexibility and consistency of our approach.
- **More Comparative Analysis:** Beyond the qualitative comparisons presented in the main paper, Appendix C includes further analyses focusing on marginal and temporal inpainting tasks.
- **Limitations:** In Appendix D, we discuss the limitations of our method and outline potential areas for future improvement.

### A. Experiment Details

Our model is trained using a two-stage procedure:




Figure A2. **Comparative analysis of space-time video outpainting.** We compare our method against AVID [82] and CoCoCo [85] for outpainting. Our method achieves the most realistic and coherent outpainting, with superior alignment, texture consistency, and scene continuity compared to AVID and CoCoCo.

1. **Initial Training:** The model is first trained on the WebVid-10M dataset [5] for 5 epochs using a learning rate of  $1 \times 10^{-4}$ .

2. **Fine-Tuning:** Fine-tuning is conducted on the YouTubeVOS dataset [72] for 10 epochs with a reduced learning rate of  $1 \times 10^{-5}$ .

We utilize the AdamW optimizer [39] for both stages of training. The process is performed on 8 NVIDIA A100 GPUs over approximately 3 days. All ablation studies follow the same training configuration for consistency.

For inference, UniPaint operates in float16 precision and requires 30 GB of GPU memory. Processing a single video clip takes 69 seconds on one NVIDIA A100 GPU.

## B. Qualitative Results

As illustrated in Fig. A1, we present additional qualitative results demonstrating the capabilities of our method across diverse inpainting scenarios. *UniPaint* exhibits strong adaptability and maintains consistent performance across a variety of inpainting tasks.

**Object Removal.** Early works on video inpainting often focused on object removal as a primary task [33, 73, 77]. While modern diffusion models provide greater generative flexibility, our method retains the ability to perform effective object removal. By applying appropriate masks and providing textual prompts that describe the desired background, *UniPaint* can efficiently eliminate unwanted objects from video sequences while maintaining spatial and temporal consistency.

**Environment Swap.** Environment swapping can be considered a specialized case of outpainting. By selecting the complement of the target region as the editing area, our method enables seamless integration of a foreground object into a custom background. Using prompts that describe the new environment, *UniPaint* accurately modifies the scene, ensuring that the object appears naturally within the specified setting.

## C. Quantitative Comparisons

We further conduct more comparative analysis against various inpainting models, as shown in Figs. A2 and A3.

**Outpainting.** For outpainting, we compare our method with AVID [82], CoCoCo [85]. As shown in Fig. A2, our method significantly outperforms both AVID and CoCoCo. AVID exhibits noticeable artifacts and blending issues in the outpainted regions, failing to maintain texture and scene consistency. CoCoCo produces more coherent outputs than AVID but lacks fine-grained alignment with the original scene, resulting in less natural extensions. In contrast, our method generates sharp, realistic, and seamlessly integrated outpainting results, preserving both structural and textural fidelity to the original scene.



Figure A3. **Comparative analysis on temporal inpainting.** Key frames are provided at the beginning and end, with interpolated frames shown for RIFE [28], LDMVFI [15], and our method. RIFE shows blurriness and inconsistent details, while LDMVFI exhibits better temporal coherence but introduces blending artifacts and lacks sharpness. *UniPaint* achieves the most realistic and consistent temporal inpainting, preserving fine details, sharp edges, and seamless transitions across all frames.

**Temporal inpainting.** For temporal inpainting, we compare our method with RIFE [28] and LDMVFI [15]. As shown in Fig. A3, our method achieves the best interpolation quality among the evaluated models. RIFE outputs suffer from blurriness and inconsistent details, particularly at object edges and in motion dynamics. LDMVFI demonstrates better temporal coherence than RIFE but introduces blending artifacts and lacks sharpness in reconstructed details, like the wheels of the bus. Our approach produces the most consistent and realistic temporal inpainting, maintaining fine details, sharp edges, and seamless transitions across frames, ensuring both visual fidelity and temporal smoothness.

## D. Limitations

Despite the promising results achieved by our proposed method, several limitations remain, particularly in handling complex and dynamic scenes. As shown in the failure cases in Fig. A4, our model struggles to maintain accurate body proportions and motion coherence when dealing with intricate human movements, such as breakdancing or snowboard tricks. Artifacts such as unnatural poses, distorted body parts, and inconsistent blending are common in these scenarios, suggesting that further advancements in motion understanding and temporal consistency are required.

While our method performs well on common inpainting tasks, we admit that it struggles with rare or unseen scenarios, such as unconventional poses or extreme actions. This limitation most possibly stems from the training data, which may not comprehensively cover all possible variations in motion and context. Addressing these limitations is an essential direction for future work. Incorporating advanced




Figure A4. **Failure cases.** Our method fails to generate results with complex movements. For the snowboard trick (top), the generated sequence struggles with body proportions, motion dynamics, and texture blending. In the breakdance case (bottom), the dancer’s movements and interactions with the environment lack coherence, and the surrounding crowd suffers from visual artifacts.

motion priors, leveraging larger and more diverse datasets, and optimizing the model’s efficiency will improve its robustness and applicability to real-world video generation tasks.

## References

- [1] Alex Andonian, Sabrina Osmany, Audrey Cui, YeonHwan Park, Ali Jahanian, Antonio Torralba, and David Bau. Paint by word. *arXiv preprint arXiv:2103.10951*, 2021. [2](#), [3](#)
- [2] Omri Avrahami, Ohad Fried, and Dani Lischinski. Blended latent diffusion. *arXiv preprint arXiv:2206.02779*, 2022. [3](#)
- [3] Omri Avrahami, Dani Lischinski, and Ohad Fried. Blended diffusion for text-driven editing of natural images. In *Proceedings of the IEEE/CVF Conference on Computer Vision and Pattern Recognition*, pages 18208–18218, 2022. [3](#)
- [4] Max Bain, Arsha Nagrani, Gül Varol, and Andrew Zisserman. Frozen in time: A joint video and image encoder for end-to-end retrieval. In *Proceedings of the IEEE/CVF International Conference on Computer Vision*, pages 1728–1738, 2021. [6](#)
- [5] Max Bain, Arsha Nagrani, Gül Varol, and Andrew Zisserman. Frozen in time: A joint video and image encoder for end-to-end retrieval. In *Proceedings of the IEEE/CVF International Conference on Computer Vision*, pages 1728–1738, 2021. [9](#)
- [6] Simon Baker, Daniel Scharstein, James P Lewis, Stefan Roth, Michael J Black, and Richard Szeliski. A database and evaluation methodology for optical flow. *International journal of computer vision*, 92:1–31, 2011. [3](#)
- [7] Andreas Blattmann, Tim Dockhorn, Sumith Kulal, Daniel Mendelevitch, Maciej Kilian, Dominik Lorenz, Yam Levi, Zion English, Vikram Voleti, Adam Letts, et al. Stable video diffusion: Scaling latent video diffusion models to large datasets. *arXiv preprint arXiv:2311.15127*, 2023. [2](#)
- [8] Tim Brooks, Bill Peebles, Connor Holmes, Will DePue, Yufei Guo, Li Jing, David Schnurr, Joe Taylor, Troy Luhman, Eric Luhman, Clarence Ng, Ricky Wang, and Aditya Ramesh. Video generation models as world simulators. 2024. [2](#)
- [9] Daniel J Butler, Jonas Wulff, Garrett B Stanley, and Michael J Black. A naturalistic open source movie for optical flow evaluation. In *Computer Vision–ECCV 2012: 12th European Conference on Computer Vision, Florence, Italy, October 7–13, 2012, Proceedings, Part VI 12*, pages 611–625. Springer, 2012. [3](#)
- [10] Duygu Ceylan, Chun-Hao P Huang, and Niloy J Mitra. Pix2video: Video editing using image diffusion. In *Proceedings of the IEEE/CVF International Conference on Computer Vision*, pages 23206–23217, 2023. [3](#)
- [11] Haoxin Chen, Yong Zhang, Xiaodong Cun, Menghan Xia, Xintao Wang, Chao Weng, and Ying Shan. Videocrafter2: Overcoming data limitations for high-quality video diffusion models. *arXiv preprint arXiv:2401.09047*, 2024. [2](#)
- [12] Qihua Chen, Yue Ma, Hongfa Wang, Junkun Yuan, Wenzhe Zhao, Qi Tian, Hongmei Wang, Shaobo Min, Qifeng Chen, and Wei Liu. Follow-your-canvas: Higher-resolution video outpainting with extensive content generation. *arXiv preprint arXiv:2409.01055*, 2024. [2](#)
- [13] Weifeng Chen, Yatai Ji, Jie Wu, Hefeng Wu, Pan Xie, Jiashi Li, Xin Xia, Xuefeng Xiao, and Liang Lin. Control-a-video: Controllable text-to-video generation with diffusion models, 2023. [2](#)
- [14] Guillaume Couairon, Jakob Verbeek, Holger Schwenk, and Matthieu Cord. Diffedit: Diffusion-based semantic image editing with mask guidance. *arXiv preprint arXiv:2210.11427*, 2022. [3](#)
- [15] Duolikun Danier, Fan Zhang, and David Bull. Ldmvfi: Video frame interpolation with latent diffusion models. *Proceedings of the AAAI Conference on Artificial Intelligence*, 38(2):1472–1480, Mar. 2024. [3](#), [4](#), [6](#), [7](#), [10](#)
- [16] Ming Ding, Wendi Zheng, Wenyi Hong, and Jie Tang. Cogview2: Faster and better text-to-image generation via hierarchical transformers. *Advances in Neural Information Processing Systems*, 35:16890–16902, 2022. [3](#)
- [17] Jiong Dong, Kaoru Ota, and Mianxiong Dong. Video frame interpolation: A comprehensive survey. *ACM Trans. Multimedia Comput. Commun. Appl.*, 19(2s), May 2023. [3](#)
- [18] Patrick Esser, Johnathan Chiu, Parmida Atighehchian, Jonathan Granskog, and Anastasis Germanidis. Structure and content-guided video synthesis with diffusion models. In *Proceedings of the IEEE/CVF International Conference on Computer Vision*, pages 7346–7356, 2023. [2](#)
- [19] Fanda Fan, Chaoxu Guo, Litong Gong, Biao Wang, Tiezheng Ge, Yuning Jiang, Chunjie Luo, and Jianfeng Zhan. Hierarchical masked 3d diffusion model for video outpainting. In *Proceedings of the 31st ACM International Conference on Multimedia*, pages 7890–7900, 2023. [2](#)

- [20] Kunyu Feng, Yue Ma, Bingyuan Wang, Chenyang Qi, Haozhe Chen, Qifeng Chen, and Zeyu Wang. Dit4edit: Diffusion transformer for image editing. In *Proceedings of the AAAI Conference on Artificial Intelligence*, volume 39, pages 2969–2977, 2025. 2
- [21] Gen-2. Gen-2: The next step forward for generative ai. <https://research.runwayml.com/gen2/>, 2023. 2
- [22] Michal Geyer, Omer Bar-Tal, Shai Bagon, and Tali Dekel. Tokenflow: Consistent diffusion features for consistent video editing. *arXiv preprint arXiv:2307.10373*, 2023. 3
- [23] Yuwei Guo, Ceyuan Yang, Anyi Rao, Maneesh Agrawala, Dahua Lin, and Bo Dai. Sparsectrl: Adding sparse controls to text-to-video diffusion models, 2023. 2
- [24] Yuwei Guo, Ceyuan Yang, Anyi Rao, Yaohui Wang, Yu Qiao, Dahua Lin, and Bo Dai. Animatediff: Animate your personalized text-to-image diffusion models without specific tuning. *arXiv preprint arXiv:2307.04725*, 2023. 2, 4, 6
- [25] Jonathan Ho, William Chan, Chitwan Saharia, Jay Whang, Ruiqi Gao, Alexey Gritsenko, Diederik P Kingma, Ben Poole, Mohammad Norouzi, David J Fleet, et al. Imagen video: High definition video generation with diffusion models. *arXiv preprint arXiv:2210.02303*, 2022. 2
- [26] Jonathan Ho, Ajay Jain, and Pieter Abbeel. Denoising diffusion probabilistic models. *Advances in neural information processing systems*, 33:6840–6851, 2020. 2, 4
- [27] Jonathan Ho and Tim Salimans. Classifier-free diffusion guidance. *arXiv preprint arXiv:2207.12598*, 2022. 4
- [28] Zhewei Huang, Tianyuan Zhang, Wen Heng, Boxin Shi, and Shuchang Zhou. Real-time intermediate flow estimation for video frame interpolation. In *European Conference on Computer Vision*, pages 624–642. Springer, 2022. 10
- [29] Siddhant Jain, Daniel Watson, Eric Tabellion, Aleksander Hołyński, Ben Poole, and Janne Kontkanen. Video interpolation with diffusion models, 2024. 3, 4, 6, 7
- [30] Yuming Jiang, Tianxing Wu, Shuai Yang, Chenyang Si, Dahua Lin, Yu Qiao, Chen Change Loy, and Ziwei Liu. Videobooth: Diffusion-based video generation with image prompts. *arXiv preprint arXiv:2312.00777*, 2023. 2
- [31] Xuan Ju, Xian Liu, Xintao Wang, Yuxuan Bian, Ying Shan, and Qiang Xu. Brushnet: A plug-and-play image inpainting model with decomposed dual-branch diffusion, 2024. 2, 3, 4, 6
- [32] Levon Khachatryan, Andranik Movsisyan, Vahram Tadevosyan, Roberto Henschel, Zhangyang Wang, Shant Navasardyan, and Humphrey Shi. Text2video-zero: Text-to-image diffusion models are zero-shot video generators. *arXiv preprint arXiv:2303.13439*, 2023. 2
- [33] Dahun Kim, Sanghyun Woo, Joon-Young Lee, and In So Kweon. Deep video inpainting. In *Proceedings of the IEEE/CVF conference on computer vision and pattern recognition*, pages 5792–5801, 2019. 10
- [34] Diederik P Kingma and Max Welling. Auto-encoding variational bayes. *arXiv preprint arXiv:1312.6114*, 2013. 4
- [35] Dan Kondratyuk, Lijun Yu, Xiuye Gu, José Lezama, Jonathan Huang, Rachel Hornung, Hartwig Adam, Hassan Akbari, Yair Alon, Vighnesh Birodkar, et al. Videopoet: A large language model for zero-shot video generation. *arXiv preprint arXiv:2312.14125*, 2023. 2
- [36] Kuaishou. Kling. 2024. 2
- [37] Luping Liu, Yi Ren, Zhijie Lin, and Zhou Zhao. Pseudo numerical methods for diffusion models on manifolds. *arXiv preprint arXiv:2202.09778*, 2022. 4
- [38] Shilong Liu, Zhaoyang Zeng, Tianhe Ren, Feng Li, Hao Zhang, Jie Yang, Chunyuan Li, Jianwei Yang, Hang Su, Jun Zhu, et al. Grounding dino: Marrying dino with grounded pre-training for open-set object detection. *arXiv preprint arXiv:2303.05499*, 2023. 6
- [39] Ilya Loshchilov and Frank Hutter. Decoupled weight decay regularization. *arXiv preprint arXiv:1711.05101*, 2017. 10
- [40] Yue Ma, Xiaodong Cun, Yingqing He, Chenyang Qi, Xintao Wang, Ying Shan, Xiu Li, and Qifeng Chen. Magicstick: Controllable video editing via control handle transformations. *arXiv preprint arXiv:2312.03047*, 2023. 2
- [41] Yue Ma, Kunyu Feng, Xinhua Zhang, Hongyu Liu, David Junhao Zhang, Jinbo Xing, Yinhan Zhang, Ayden Yang, Zeyu Wang, and Qifeng Chen. Follow-your-creation: Empowering 4d creation through video inpainting. *arXiv preprint arXiv:2506.04590*, 2025. 2
- [42] Yue Ma, Yingqing He, Xiaodong Cun, Xintao Wang, Siran Chen, Xiu Li, and Qifeng Chen. Follow your pose: Pose-guided text-to-video generation using pose-free videos. In *Proceedings of the AAAI Conference on Artificial Intelligence*, volume 38, pages 4117–4125, 2024. 2
- [43] Yue Ma, Yingqing He, Hongfa Wang, Andong Wang, Leqi Shen, Chenyang Qi, Jixuan Ying, Chengfei Cai, Zhifeng Li, Heung-Yeung Shum, et al. Follow-your-click: Open-domain regional image animation via motion prompts. In *Proceedings of the AAAI Conference on Artificial Intelligence*, volume 39, pages 6018–6026, 2025. 2
- [44] Yue Ma, Hongyu Liu, Hongfa Wang, Heng Pan, Yingqing He, Junkun Yuan, Ailing Zeng, Chengfei Cai, Heung-Yeung Shum, Wei Liu, et al. Follow-your-emoji: Fine-controllable and expressive freestyle portrait animation. In *SIGGRAPH Asia 2024 Conference Papers*, pages 1–12, 2024. 2
- [45] Yue Ma, Yulong Liu, Qiyuan Zhu, Ayden Yang, Kunyu Feng, Xinhua Zhang, Zhifeng Li, Sirui Han, Chenyang Qi, and Qifeng Chen. Follow-your-motion: Video motion transfer via efficient spatial-temporal decoupled finetuning. *arXiv preprint arXiv:2506.05207*, 2025. 2
- [46] Yue Ma, Yali Wang, Yue Wu, Ziyu Lyu, Siran Chen, Xiu Li, and Yu Qiao. Visual knowledge graph for human action reasoning in videos. In *Proceedings of the 30th ACM International Conference on Multimedia*, pages 4132–4141, 2022. 2
- [47] Yue Ma, Tianyu Yang, Yin Shan, and Xiu Li. Simvtp: Simple video text pre-training with masked autoencoders. *arXiv preprint arXiv:2212.03490*, 2022. 2
- [48] Ze Ma, Daquan Zhou, Chun-Hsiao Yeh, Xue-She Wang, Xiuyu Li, Huanrui Yang, Zhen Dong, Kurt Keutzer, and Jiashi Feng. Magic-me: Identity-specific video customized diffusion, 2024. 2
- [49] Pika Labs. Pika labs. <https://www.pika.art/>, 2023. 2

- [50] Jordi Pont-Tuset, Federico Perazzi, Sergi Caelles, Pablo Arbeláez, Alex Sorkine-Hornung, and Luc Van Gool. The 2017 davis challenge on video object segmentation. *arXiv preprint arXiv:1704.00675*, 2017. [3](#), [6](#)
- [51] Chenyang Qi, Xiaodong Cun, Yong Zhang, Chenyang Lei, Xintao Wang, Ying Shan, and Qifeng Chen. Fatezero: Fusing attentions for zero-shot text-based video editing. *arXiv preprint arXiv:2303.09535*, 2023. [3](#)
- [52] Nikhila Ravi, Valentin Gabeur, Yuan-Ting Hu, Ronghang Hu, Chaitanya Ryali, Tengyu Ma, Haitham Khedr, Roman Rädle, Chloe Rolland, Laura Gustafson, Eric Mintun, Junting Pan, Kalyan Vasudev Alwala, Nicolas Carion, Chao-Yuan Wu, Ross Girshick, Piotr Dollár, and Christoph Feichtenhofer. Sam 2: Segment anything in images and videos, 2024. [6](#)
- [53] Robin Rombach, Andreas Blattmann, Dominik Lorenz, Patrick Esser, and Björn Ommer. High-resolution image synthesis with latent diffusion models. In *Proceedings of the IEEE/CVF conference on computer vision and pattern recognition*, pages 10684–10695, 2022. [3](#), [6](#)
- [54] Olaf Ronneberger, Philipp Fischer, and Thomas Brox. U-net: Convolutional networks for biomedical image segmentation. In *Medical Image Computing and Computer-Assisted Intervention—MICCAI 2015: 18th International Conference, Munich, Germany, October 5-9, 2015, Proceedings, Part III 18*, pages 234–241. Springer, 2015. [4](#)
- [55] Chitwan Saharia, William Chan, Saurabh Saxena, Lala Li, Jay Whang, Emily L Denton, Kamyar Ghasemipour, Raphael Gontijo Lopes, Burcu Karagol Ayan, Tim Salimans, et al. Photorealistic text-to-image diffusion models with deep language understanding. *Advances in Neural Information Processing Systems*, 35:36479–36494, 2022. [2](#)
- [56] Chaehun Shin, Heeseung Kim, Che Hyun Lee, Sang-gil Lee, and Sungroh Yoon. Edit-a-video: Single video editing with object-aware consistency. *arXiv preprint arXiv:2303.07945*, 2023. [3](#)
- [57] Jiaming Song, Chenlin Meng, and Stefano Ermon. Denoising diffusion implicit models. In *9th International Conference on Learning Representations, ICLR 2021, Virtual Event, Austria, May 3-7, 2021*. OpenReview.net, 2021. [2](#), [3](#), [4](#), [6](#)
- [58] Kunpeng Song, Ligong Han, Bingchen Liu, Dimitris Metaxas, and Ahmed Elgammal. Diffusion guided domain adaptation of image generators. *arXiv preprint arXiv:2212.04473*, 2022. [2](#)
- [59] K Soomro. Ucf101: A dataset of 101 human actions classes from videos in the wild. *arXiv preprint arXiv:1212.0402*, 2012. [3](#)
- [60] Thomas Unterthiner, Sjoerd Van Steenkiste, Karol Kurach, Raphael Marinier, Marcin Michalski, and Sylvain Gelly. Towards accurate generative models of video: A new metric & challenges. *arXiv preprint arXiv:1812.01717*, 2018. [7](#), [8](#)
- [61] Vikram Voleti, Alexia Jolicoeur-Martineau, and Chris Pal. Mcvd-masked conditional video diffusion for prediction, generation, and interpolation. *Advances in neural information processing systems*, 35:23371–23385, 2022. [3](#)
- [62] Jiangshan Wang, Yue Ma, Jiayi Guo, Yicheng Xiao, Gao Huang, and Xiu Li. Cove: Unleashing the diffusion feature correspondence for consistent video editing. *arXiv preprint arXiv:2406.08850*, 2024. [2](#)
- [63] Jiuniu Wang, Hangjie Yuan, Dayou Chen, Yingya Zhang, Xiang Wang, and Shiwei Zhang. Modelscope text-to-video technical report, 2023. [2](#)
- [64] Su Wang, Chitwan Saharia, Ceslee Montgomery, Jordi Pont-Tuset, Shai Noy, Stefano Pellegrini, Yasumasa Onoe, Sarah Laszlo, David J Fleet, Radu Soricut, et al. Imagen editor and editbench: Advancing and evaluating text-guided image inpainting. In *Proceedings of the IEEE/CVF Conference on Computer Vision and Pattern Recognition*, pages 18359–18369, 2023. [2](#), [3](#)
- [65] Wen Wang, Kangyang Xie, Zide Liu, Hao Chen, Yue Cao, Xinlong Wang, and Chunhua Shen. Zero-shot video editing using off-the-shelf image diffusion models. *arXiv preprint arXiv:2303.17599*, 2023. [3](#)
- [66] Xiang Wang, Hangjie Yuan, Shiwei Zhang, Dayou Chen, Jiuniu Wang, Yingya Zhang, Yujun Shen, Deli Zhao, and Jingren Zhou. Videocomposer: Compositional video synthesis with motion controllability. *arXiv preprint arXiv:2306.02018*, 2023. [2](#), [3](#), [4](#), [6](#), [7](#)
- [67] Zhou Wang, Alan C Bovik, Hamid R Sheikh, and Eero P Simoncelli. Image quality assessment: from error visibility to structural similarity. *IEEE transactions on image processing*, 13(4):600–612, 2004. [7](#), [8](#)
- [68] Jay Zhangjie Wu, Yixiao Ge, Xintao Wang, Stan Weixian Lei, Yuchao Gu, Yufei Shi, Wynne Hsu, Ying Shan, Xiaohu Qie, and Mike Zheng Shou. Tune-a-video: One-shot tuning of image diffusion models for text-to-video generation. In *Proceedings of the IEEE/CVF International Conference on Computer Vision*, pages 7623–7633, 2023. [2](#), [3](#)
- [69] Shaoan Xie, Zhifei Zhang, Zhe Lin, Tobias Hinz, and Kun Zhang. Smartbrush: Text and shape guided object inpainting with diffusion model. In *Proceedings of the IEEE/CVF Conference on Computer Vision and Pattern Recognition*, pages 22428–22437, 2023. [2](#)
- [70] Shaoan Xie, Yang Zhao, Zhisheng Xiao, Kelvin C. K. Chan, Yandong Li, Yanwu Xu, Kun Zhang, and Tingbo Hou. Dreampainter: Text-guided subject-driven image inpainting with diffusion models, 2023. [2](#)
- [71] Jinbo Xing, Menghan Xia, Yong Zhang, Haoxin Chen, Xintao Wang, Tien-Tsin Wong, and Ying Shan. Dynamicrafter: Animating open-domain images with video diffusion priors. *arXiv preprint arXiv:2310.12190*, 2023. [2](#)
- [72] Ning Xu, Linjie Yang, Yuchen Fan, Dingcheng Yue, Yuchen Liang, Jianchao Yang, and Thomas Huang. Youtube-vos: A large-scale video object segmentation benchmark. *arXiv preprint arXiv:1809.03327*, 2018. [6](#), [10](#)
- [73] Rui Xu, Xiaoxiao Li, Bolei Zhou, and Chen Change Loy. Deep flow-guided video inpainting. In *Proceedings of the IEEE/CVF Conference on Computer Vision and Pattern Recognition*, pages 3723–3732, 2019. [10](#)
- [74] Tianfan Xue, Baian Chen, Jiajun Wu, Donglai Wei, and William T Freeman. Video enhancement with task-oriented flow. *International Journal of Computer Vision*, 127:1106–1125, 2019. [3](#)
- [75] Zexuan Yan, Yue Ma, Chang Zou, Wenteng Chen, Qifeng Chen, and Linfeng Zhang. Eedit: Rethinking the spatial

- and temporal redundancy for efficient image editing. *arXiv preprint arXiv:2503.10270*, 2025. [2](#)
- [76] Shengming Yin, Chenfei Wu, Jian Liang, Jie Shi, Houqiang Li, Gong Ming, and Nan Duan. Dragnuwa: Fine-grained control in video generation by integrating text, image, and trajectory, 2023. [2](#)
- [77] Yanhong Zeng, Jianlong Fu, and Hongyang Chao. Learning joint spatial-temporal transformations for video inpainting. In *Computer Vision—ECCV 2020: 16th European Conference, Glasgow, UK, August 23–28, 2020, Proceedings, Part XVI 16*, pages 528–543. Springer, 2020. [10](#)
- [78] David Junhao Zhang, Jay Zhangjie Wu, Jia-Wei Liu, Rui Zhao, Lingmin Ran, Yuchao Gu, Difei Gao, and Mike Zheng Shou. Show-1: Marrying pixel and latent diffusion models for text-to-video generation, 2023. [2](#)
- [79] Lvmin Zhang, Anyi Rao, and Maneesh Agrawala. Adding conditional control to text-to-image diffusion models. In *Proceedings of the IEEE/CVF International Conference on Computer Vision*, pages 3836–3847, 2023. [2](#), [4](#)
- [80] Richard Zhang, Phillip Isola, Alexei A Efros, Eli Shechtman, and Oliver Wang. The unreasonable effectiveness of deep features as a perceptual metric. In *Proceedings of the IEEE conference on computer vision and pattern recognition*, pages 586–595, 2018. [7](#), [8](#)
- [81] Yinhan Zhang, Yue Ma, Bingyuan Wang, Qifeng Chen, and Zeyu Wang. Magiccolor: Multi-instance sketch colorization. *arXiv preprint arXiv:2503.16948*, 2025. [2](#)
- [82] Zhixing Zhang, Bichen Wu, Xiaoyan Wang, Yaqiao Luo, Luxin Zhang, Yinan Zhao, Peter Vajda, Dimitris Metaxas, and Licheng Yu. Avid: Any-length video inpainting with diffusion model, 2024. [2](#), [3](#), [4](#), [7](#), [8](#), [9](#), [10](#)
- [83] Chenyang Zhu, Kai Li, Yue Ma, Longxiang Tang, Chengyu Fang, Chubin Chen, Qifeng Chen, and Xiu Li. Instantswap: Fast customized concept swapping across sharp shape differences. *arXiv preprint arXiv:2412.01197*, 2024. [2](#)
- [84] Junhao Zhuang, Yanhong Zeng, Wenran Liu, Chun Yuan, and Kai Chen. A task is worth one word: Learning with task prompts for high-quality versatile image inpainting. *ECCV*, 2024. [2](#)
- [85] Bojia Zi, Shihao Zhao, Xianbiao Qi, Jianan Wang, Yukai Shi, Qianyu Chen, Bin Liang, Kam-Fai Wong, and Lei Zhang. Cococo: Improving text-guided video inpainting for better consistency, controllability and compatibility, 2024. [2](#), [3](#), [4](#), [6](#), [7](#), [8](#), [9](#), [10](#)