

PediaBench: A Comprehensive Chinese Pediatric Dataset for Benchmarking Large Language Models

Qian Zhang^{1,2}, Panfeng Chen^{1,2}, Jiali Li^{1,2}, Linkun Feng^{1,2}, Shuyu Liu^{1,2},
Heng Zhao³, Mei Chen^{1,2}, Hui Li^{1,2,*}, Yanhao Wang^{4,*}

¹State Key Laboratory of Public Big Data, College of Computer Science and Technology,
Guizhou University, Guiyang, China

²Guizhou Engineering Laboratory for Advanced Computing and Medical Information
Services, Guiyang, China

³College of Big Data and Internet, Shenzhen Technology University, Shenzhen, China

⁴School of Data Science and Engineering, East China Normal University, Shanghai, China

*Correspondence: cse.huili@gzu.edu.cn; yhwang@dase.ecnu.edu.cn

Abstract

The emergence of Large Language Models (LLMs) in the medical domain has stressed a compelling need for standard datasets to evaluate their question-answering (QA) performance. Although there have been several benchmark datasets for medical QA, they either cover common knowledge across different departments or are specific to another department rather than pediatrics. Moreover, some of them are limited to objective questions and do not measure the generation capacity of LLMs. Therefore, they cannot comprehensively assess the QA ability of LLMs in pediatrics. To fill this gap, we construct PediaBench, the first Chinese pediatric dataset for LLM evaluation. Specifically, it contains 4,565 objective questions and 1,632 subjective questions spanning 12 pediatric disease groups. It adopts an integrated scoring criterion based on different difficulty levels to thoroughly assess the proficiency of an LLM in instruction following, knowledge understanding, clinical case analysis, etc. Finally, we validate the effectiveness of PediaBench with extensive experiments on 20 open-source and commercial LLMs. Through an in-depth analysis of experimental results, we offer insights into the ability of LLMs to answer pediatric questions in the Chinese context, highlighting their limitations for further improvements. Our code and data are published at <https://github.com/ACMISLab/PediaBench>.

1 Introduction

Question Answering (QA) is an important task in Natural Language Processing (NLP) that has received considerable attention over several decades (Simmons, 1965; Hirschman and Gaizauskas, 2001; Lan and Jiang, 2020; Li et al., 2024). Recently, Large Language Models (LLMs) (Yang et al., 2023; Bai et al., 2023a; OpenAI et al., 2024), with their remarkable language understanding, reasoning, and

generation capabilities, have shown exceptional performance in QA tasks compared to classic deep learning methods (Devlin et al., 2019), especially for subjective questions. Naturally, there is also an increasing interest in applying LLMs to medical QA (Chen et al., 2023a; Singhal et al., 2023; Zhang et al., 2023a; Liévin et al., 2024). In this paper, we focus on the QA tasks in *pediatrics*, a medical department that involves the care of infants, children, adolescents, and young adults. Since pediatrics often involves the manifestations and treatments of diseases that differ from those of adults, LLMs with common medical knowledge might not perform equally well on pediatric QA. Therefore, evaluating the proficiency of LLMs in pediatric QA is an urgent need for their application in this domain.

Several medical QA benchmarks have been proposed in the literature (Jin et al., 2019, 2021; Pal et al., 2022; Fansi Tchango et al., 2022; Zhang et al., 2022; Li et al., 2023b; Liu et al., 2023; Wang et al., 2023a,c; Zhu et al., 2023; Cai et al., 2024a; Yue et al., 2024). However, they still have some limitations that hinder their effectiveness in the pediatric context. First, they are mostly general medical benchmarks across multiple departments and are not tailored for pediatrics. As such, their coverage of knowledge in pediatrics is often very limited. Second, most of them contain only objective questions, e.g., true/false and multiple-choice questions. Although they can serve as an indicator of the capacity of LLMs to comprehend medical knowledge, they cannot assess the capacity of LLMs to generate medical texts. In addition, some QA datasets originating from doctor-patient interactions in real-world scenarios (Li et al., 2023b) include some subjective questions to evaluate the conversation ability of LLMs. However, they focus only on a limited number of common diseases and

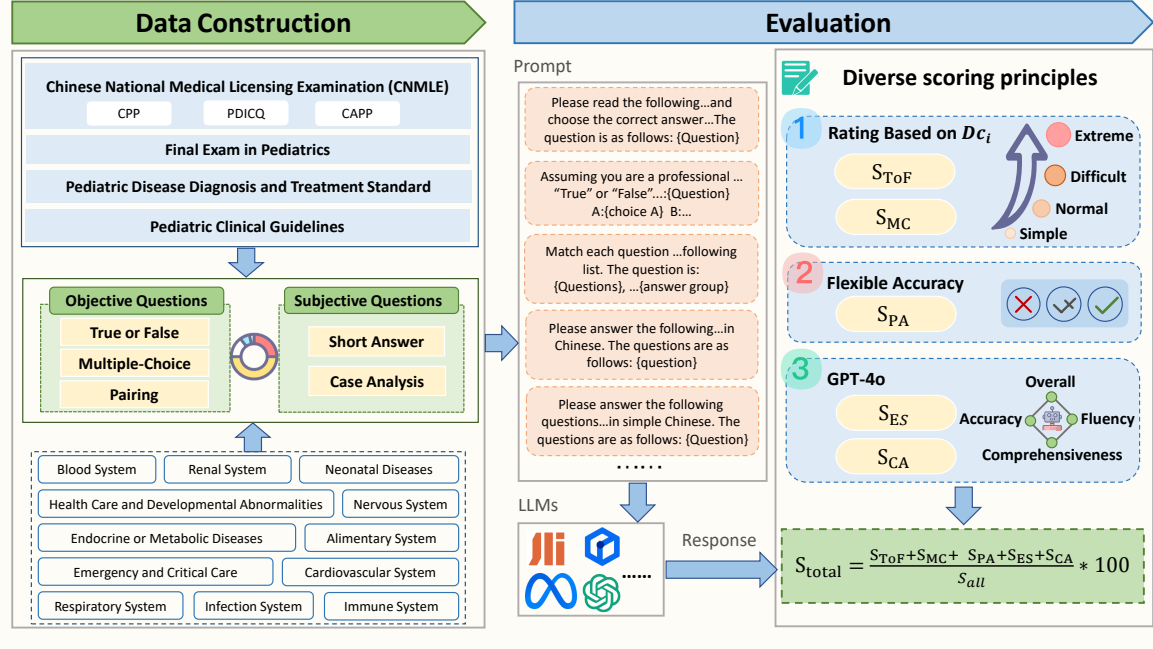


Figure 1: Illustration of the overall framework of PediaBench.

often lack depth of knowledge in medicine. Therefore, existing benchmarks are insufficient to provide comprehensive evaluations of LLMs in terms of pediatric capability.

To address the above challenges, in this paper, we introduce PediaBench, the first comprehensive Chinese benchmark dataset in pediatrics. As shown in Figure 1, PediaBench contains 4,565 objective questions and 1,632 subjective questions collected from various sources, such as the Chinese National Medical Licensing Examination (CNMLE), final exams of universities in medicine, pediatric disease diagnosis and treatment standards, and clinical guidelines. PediaBench encompasses five distinct types of questions, namely true or false, multiple choice, pairing, essay/short answer, and case analysis, across 12 typical pediatric disease groups. Furthermore, to provide an accurate evaluation of the performance of each LLM for QA in pediatrics, we use a scoring criterion that combines difficulty levels and automatic scoring. On the one hand, we assign different scores to objective questions based on the difficulty factor; on the other hand, we adopt the Language-Model-as-an-Examiner (LME) framework (Bai et al., 2023b) to score the objective questions based on GPT-4o. Finally, we conduct extensive experiments with 20 LLMs on the PediaBench dataset and provide an in-depth analysis of the performance of LLMs for QA in pediatrics. Our main contributions are summarized as follows:

- We introduce PediaBench, a high-quality QA dataset specific to pediatrics in the Chinese context. We also devise an integrated scoring scheme to measure the QA performance of each LLM on PediaBench.
- We evaluate PediaBench with 20 LLMs, including open-source and commercial general-purpose models of different scales and specialized models in the medical domain. The results indicate that PediaBench is a challenging dataset that can gauge the capacities of LLMs in terms of pediatric QA.
- We provide a detailed analysis of the results, highlighting the limitations of current LLMs and suggesting their potential opportunities in this emerging domain.

2 Related Work

General LLM Benchmarks The rapid advances in LLMs (Touvron et al., 2023; Yang et al., 2023; Du et al., 2022; Bai et al., 2023a; OpenAI et al., 2024) have underscored the need for benchmarks to evaluate their performance in a variety of NLP tasks. To this end, a large number of benchmarks specifically designed for LLMs, e.g., (Wang et al., 2019; Xu et al., 2020, 2023; Zhang et al., 2023b; Zhong et al., 2023; Huang et al., 2023; Li et al., 2023a; Suzgun et al., 2023; Gu et al., 2024), were proposed. We refer interested readers to (Chang

et al., 2024) for an extensive survey. These general benchmarks often require LLMs to answer questions from standard examinations (Gu et al., 2024; Huang et al., 2023) in a broad spectrum of domains to evaluate their capacity in text understanding, logical reasoning, calculation, generation, etc. However, although medical questions are included in some of these benchmarks, they are about common knowledge that can be answered without specialization, which cannot accurately reflect the proficiency of LLMs in medical tasks.

Medical LLMs and Benchmarks More recently, many efforts have been made to build specialized LLMs in the medical domain, e.g., DoctorGLM (Xiong et al., 2023), ChatDoctor (Li et al., 2023c), BianQue (Chen et al., 2023a), PMC-LLaMA (Wu et al., 2024), BioMistral (Labrak et al., 2024), MEDITRON (Chen et al., 2023b), ZhongJing (Yang et al., 2024), and QiLin-Med (Ye et al., 2023). Generally, they use general-purpose LLMs as foundation models, construct training corpora with medical articles, textbooks, guidelines, etc., and fine-tune foundation models on the training corpora to inject medical knowledge.

With the development of medical LLMs, there has also been an increasing interest in benchmarking the medical knowledge of LLMs. Jin et al. (2019) constructed PubMedQA, a biomedical QA dataset from PubMed abstracts. MedQA (Jin et al., 2021), MedMCQA (Pal et al., 2022), and CMExam (Liu et al., 2023) consisted of questions from standardized medical examinations. The datasets above contain only multiple-choice questions for evaluation and cannot fully capture the generation capability of LLMs. CMB (Wang et al., 2023a) and MedBench (Cai et al., 2024a) incorporated clinical case analysis into the evaluation. CBLUE (Zhang et al., 2022) and PromptCBLUE (Zhu et al., 2023) included eight NLU tasks (e.g., named entity recognition, information extraction, and sentence classification) to evaluate the capabilities of models for language understanding in medicine. Fansi Tchango et al. (2022) provided DDXPlus, a large-scale medical diagnosis dataset. Huatuo-26M (Li et al., 2023b) contained a large number of real-world medical dialogues. Chen et al. (2024) built a benchmark dataset with an emphasis on rare diseases. Yue et al. (2024) collected a benchmark dataset that focuses on traditional Chinese medicine. These datasets have contained subjective questions to evaluate the generation and conversa-

tion ability of LLMs. However, all existing datasets have poor coverage of knowledge in pediatrics. In addition, they usually use semantic similarity metrics (Papineni et al., 2002; Lin, 2004) to evaluate subjective questions, which often leads to higher scores for longer answers and cannot fully reflect the proficiency of LLMs.

3 The PediaBench Dataset

This section provides a description of the construction process of the PediaBench dataset, as illustrated in Figure 1.

3.1 Question Types

To assess how well an LLM can serve as an AI assistant for pediatricians, PediaBench incorporates the following five typical types of medical questions for evaluation:

- **True or False (ToF):** This type of question asks whether a statement is factual. It requires an LLM to match the statement with its corresponding concepts and facts in the corpus, to understand their semantic meanings, and to reason about them so as to detect possible errors and contradictions.
- **Multiple Choice (MC):** This type of question asks for the selection of one (or more) appropriate choices from multiple candidates to complete a sentence or answer a question. It requires an LLM to distinguish between similar or related concepts. Some questions also evaluate the mathematical and logical skills of an LLM, as basic calculations are essential to obtain the correct answer.
- **Pairing (PA):** This type of question requires exactly matching all sentences with their corresponding missing words from the candidate list. Distinguishing among similar concepts is also essential for PA. However, since any mismatch leads to an entirely erroneous answer, PA is even more challenging than MC.
- **Essay/Short Answer (ES):** This type of question asks one to elaborate on a specific concept. It requires an LLM to generate coherent and accurate text relevant to the concept.
- **Case Analysis (CA):** This type of question presents an LLM with a description of a particular instance and asks the LLM to make a

<p>Single-Select Multiple-Choice</p> <p>问题：严格操作规程接种卡介苗后，出现严重的播散性结核病，常见原因是()？ Question: After administering BCG vaccine in strict accordance with operating procedures, the common cause of severe disseminated tuberculosis is ()？ 选项：A.有潜伏的结核病病灶； B.伴有营养不良和贫血； C.年龄太小； D.伴先天细胞免疫功能缺陷； E.伴先天性体液免疫功能缺陷 Options: A. Latent tuberculosis lesions; B. Accompanied by malnutrition and anemia; C. Too young; D. With congenital cellular immune deficiency; E. With congenital humoral immune deficiency 答案：D Answer: D</p>	<p>True or False</p> <p>问题：新生儿生后1周内静脉血血红蛋白<70g/L诊断为贫血。 Question: A diagnosis of anemia is made when the hemoglobin level in venous blood of a newborn is less than 70g/L within one week after birth. () 答案：错 Answer: False</p>
<p>Multi-Select Multiple-Choice</p> <p>问题：5岁女孩，生后5个月起口唇青紫和四肢末梢发绀，查体：体重11kg，消瘦，口唇及四肢末端发绀，胸骨左缘3~4肋间可闻及II~IV收缩期杂音。X线示肺野清晰，肺血少，心影呈靴型。本病的病理畸形有()？ Question: A 5-year-old girl has had cyanosis of lips and extremities since 5 months after birth. Physical examination shows: her weight is 11 kg, thin body, cyanosis of lips and extremities, and a grade II to IV systolic murmur can be heard between the 3rd and 4th intercostal spaces on the left side of the sternum. X-ray shows clear lung fields, less pulmonary blood flow, and a boot-shaped heart shadow. The pathological deformities of this disease include ()？ 选项：A.主动脉骑跨； B.右心室肥厚； C.室间隔缺损； D.房间隔缺损 E.肺动脉狭窄； F.主动脉缩窄 Options: A. Aortic overriding; B. Right ventricular hypertrophy; C. Ventricular septal defect; D. Atrial septal defect; E. Pulmonary artery stenosis; F. Aortic coarctation 答案：ABCE Answer: ABCE</p>	<p>Pairing</p> <p>问题：["血管性血友病患者术前应输 ()"，"老人、儿童或心、肝、肾功能不全的慢性贫血病人应输 ()"，"同时严重缺乏RBC、血容量和凝血因子时应输 ()"，"补充凝血因子和血容量应输 ()"，"ITP行脾切除术前应输 ()"] Question: ["Patients with von Willebrand disease should receive preoperative transfusion ()", "People, children or chronic anemia patients with heart, liver and renal insufficiency should be transfused ()", "Transfusion should be given when RBC, blood volume and coagulation factors are seriously deficient ()", "Supplement coagulation factor and blood volume should be transfused ()", "ITP should be transfused before splenectomy ()"] 待匹配答案：["血浆"，"冷沉淀"，"RBC"，"血小板"，"全血"] Answer List: ["plasma", "cryoprecipitation", "RBC", "platelet", "Whole blood"] 答案：["血管性血友病患者术前应输 ()"，"冷沉淀"，"老人、儿童或心、肝、肾功能不全的慢性贫血病人应输 ()"，"RBC"，"同时严重缺乏RBC、血容量和凝血因子时应输 ()"，"全血"，"补充凝血因子和血容量应输 ()"，"血浆"，"ITP行脾切除术前应输 ()"，"血小板"] Answer: ["Patients with von Willebrand disease should receive preoperative transfusion ()", "cryoprecipitation", "People, children or chronic anemia patients with heart, liver and renal insufficiency should be transfused ()", "RBC", "Transfusion should be given when RBC, blood volume and coagulation factors are seriously deficient ()", "Whole blood", "Supplement coagulation factor and blood volume should be transfused ()", "plasma", "ITP should be transfused before splenectomy ()", "platelet"]</p>
<p>Case Analysis</p> <p>问题：女婴，第一胎足月分娩，出生体重3.3Kg，其母既往无输血病史，现生后3天，出生史无异常。生后18小时出现皮肤黄染，逐渐加重，现经皮胆红素20mg/dl。母血型：O，女婴血型：A。查体：神志清楚，反应尚可，呼吸平稳，全身皮肤重度黄染，心肺未及异常，腹软，肝脾肋下未及，四肢肌力、肌张力正常，原始反射存在。请回答：一、该患儿的可能诊断是？二、该患儿需要做的检查是？三、患儿的治疗原则是？ Question: Female infant, first full-term birth, 3.3Kg. Mother has no history of blood transfusion. 3 days after birth, with no abnormalities in the birth history. Skin jaundice appeared 18 hours after birth and gradually worsened. Current percutaneous bilirubin level is 20mg/dl. Mother's blood type: O, infant's blood type: A. Physical examination: Alert, good response, stable respiration. Severe jaundice of the skin throughout the body. No abnormalities in heart and lungs. Soft abdomen, no hepatomegaly or splenomegaly. Normal muscle strength and tone in the limbs. Primitive reflexes present. Questions: (1) What is the possible diagnosis for this infant? (2) What tests does this infant need to undergo? (3) What are the treatment principles for this infant? 回答：一、该患儿诊断为新生儿ABO溶血症。二、检查：血常规、网织红细胞、肝肾功能、Coombs试验、抗体释放试验等。三、治疗原则：(1) 一般治疗 (生命体征的维持；液体及热卡的供给；监测血糖血压等) (2) 光照疗法；(3) 肾上腺皮质激素、丙种球蛋白；(4) 肝酶诱导剂、必要时白蛋白输注；(5) 必要时换血疗法。 Answer: 1. The child was diagnosed with neonatal ABO hemolysis. 2. Examination: blood routine, reticulocyte, liver and kidney function, Coombs test, antibody release test, etc. Principles of treatment: (1) general treatment (maintenance of vital signs; Supply of liquids and hot cards; Monitoring blood sugar, blood pressure, etc.) (2) light therapy; (3) adrenal cortex hormone, gamma globulin; (4) liver enzyme inducer, albumin infusion if necessary; (5) If necessary, exchange blood therapy.</p>	<p>Essay-Type Short Answer</p> <p>问题：早产儿脑室内出血有哪些临床表现？ Question: What are the clinical manifestations of intraventricular hemorrhage in preterm infants? 回答：临床症状明显与否，取决于脑室内出血的严重程度及有无并发症。临床表现通常分为三种类型：临床无表现型，间断进展型及急剧恶化型。轻度颅内出血(如I级或部分II级颅内出血)临床多无症状，仅在常规头颅B超筛查时发现；II级或部分III级颅内出血可表现为继续进展型，临床上出现自发动作减少、肌张力降低及眼球偏斜等症状。临床症状常有好转间隔；急剧恶化型通常见于部分III级及IV级颅内出血，病程进展常较迅速，表现为意识障碍、严重肌张力低下、呼吸节律不整或呼吸暂停，继之出现昏迷、前囟突起、光反射消失、呼吸停止以及强直性惊厥。 Answer: Whether the clinical symptoms are obvious or not depends on the severity of intraventricular hemorrhage and whether there are complications. Clinical manifestations are generally divided into three types: clinical phenotype, intermittent progression, and rapid deterioration. Mild intracranial hemorrhage (such as grade I or part of grade II intracranial hemorrhage) is mostly asymptomatic in clinic and only found during routine skull B-ultrasound screening. Grade II or part III intracranial hemorrhage can be manifested as progressive type, clinical symptoms such as decreased spontaneous movement, decreased muscle tone and eyeball deviation, clinical symptoms often improve the gap; The rapidly worsening type is usually seen in some grade III and IV intracranial hemorrhage, and the course of the disease is often rapid, and the symptoms are disturbance of consciousness, severe hypotonia, irregular breathing rhythm or apnea, followed by coma, brectania, loss of light reflex, respiratory arrest, and tonic convulsion.</p>

Figure 2: Examples for different types of questions and their answers in PediaBench.

medical diagnosis and provide treatment measures. It can comprehensively evaluate the medical capacity of an LLM in terms of comprehension, reasoning, and problem-solving.

Figure 2 presents several examples of different types of questions and their sample answers in the PediaBench dataset.

3.2 Data Collection and Processing

The questions in PediaBench are collected from diverse yet reliable sources, including the Chinese National Medical Licensing Examination, final exams of universities in medicine, and pediatric disease diagnosis and treatment standards and clinical guidelines. Next, we will describe each of them.

Chinese National Medical Licensing Examination (CNMLE) We have gathered 3,576 multiple-choice questions from CNMLE, including the Clinical Practicing Physician Examination (CPP), the Clinical Assistant Practicing Physician Examination (CAPP), and the Pediatric Doctor In-Charge

Qualification Examination (PDICQ). 3,383 of them were from the question bank of PDICQ, and the rest were from the question banks of CPP and CAPP and relevant to pediatrics. There are 50 questions with more than one correct answer. For these questions, an answer is considered correct if it includes and only includes all correct options.

Final Exams in Medicine We have collected the final exams of universities in medicine from their official websites. We manually extracted 258 true-or-false questions, 167 essay/short-answer questions, and 67 case analysis questions in pediatrics from the original PDF files.

Pediatric Disease Diagnosis and Treatment Standards & Clinical Guidelines We also curated 1,398 essay/short-answer questions from the *Pediatric Disease Diagnosis and Treatment Standards* series and *Clinical Guidelines*, covering critical aspects such as etiology, diagnostic criteria, treatment plans, and preventive measures for diseases across diverse pediatric specialties.

Question Type	#Questions	Data Source	Disease Groups?	Measure
ToF	258	FE, PCG	Yes	Accuracy
MC	3,576	CPP, CAPP, PDICQ	Yes	Accuracy
PA	283	CPP, CAPP, PDICQ	Yes	Accuracy
ES	1,565	FE, DTSPD, PCG	Yes	LME
CA	67	FE	No	LME

Table 1: Statistics of the five question types in PediaBench. For *data source*, “FE” stands for final exams of universities, “DTSPD” stands for diagnosis and treatment standards for pediatric diseases, “PCG” stands for pediatric clinical guidelines, “CPP” stands for Clinical Practicing Physician Examination, “CAPP” stands for Clinical Assistant Practicing Physician Examination, and “PDICQ” stands for Pediatric Doctor In-Charge Qualification Examination.

Manual Construction We manually constructed a set of 283 pairing questions based on the multiple-choice questions with shared stems or answer options. Since pairing questions require an exact matching between all missing parts in the stems and options, they are more challenging than multiple-choice questions.

Classification of Disease Groups The questions curated from the *Pediatric Disease Diagnosis and Treatment Standards* series and *Clinical Guidelines* have been annotated with disease groups to which they belong, referring to the International Classification of Diseases (ICD-11) standard issued by the WHO. We further annotated the remaining unclassified questions. Specifically, we used GLM-4 (Zeng et al., 2023) to guide disease group classification. We first wrote cue phrases for GLM-4 to suggest a disease group for each question. Then, we manually eliminated duplicate questions, double-checked the classification results of GLM-4, and corrected the misclassified ones.

3.3 Dataset Statistics

As shown in Table 1, the PediaBench dataset consists of 5,749 questions, including 258 true-or-false questions, 3,576 multiple-choice questions, 283 pairing questions, 1,565 essay/short-answer questions, and 67 case analysis questions. Except for

case analysis questions, the remaining 5,682 questions are organized into 12 distinct disease groups, namely, diseases of the renal system, emergency and critical care, diseases of the infection system, diseases of the blood system, diseases of the cardiovascular system, diseases of the immune system, diseases of the respiratory system, endocrine or metabolic diseases, health care and developmental abnormalities, neonatal diseases, diseases of the alimentary system, and diseases of the nervous system. Note that case analysis questions do not need to be classified because (1) they require an LLM to diagnose the disease groups to which the instance belongs according to symptoms and (2) the instance might belong to more than one disease group. The number of questions for different disease groups in PediaBench is shown in Table 2. We can see that PediaBench features a balanced distribution among all disease groups, comprehensively covering a wide spectrum of prevalent and rare pediatric diseases and establishing an unbiased benchmark.

3.4 Evaluation Criteria

Objective Questions For ToF and MC, we use *accuracy* as a basic performance measure for each question. Then, we design a scoring scheme based on *difficulty coefficient* to assess the overall performance of each LLM. We calculate the difficulty coefficient Dc_i of each question i based on the accuracy of each LLM’s answer. Specifically, we have $Dc_i = 1 - \frac{\text{num}_i^{\text{acc}}}{\text{num}_i^{\text{llm}}}$, where $\text{num}_i^{\text{acc}}$ is the number of LLMs that correctly answer question i and $\text{num}_i^{\text{llm}}$ is the total number of LLMs in the evaluation. All questions are then divided into four *difficulty levels*, namely *simple*, *normal*, *difficult*, and *extreme*, with different weights w_i based on Dc_i in the scoring scheme as follows:

$$w_i = \begin{cases} 0.5, & Dc_i \in [0, 0.2) \\ 1, & Dc_i \in [0.2, 0.5) \\ 1.5, & Dc_i \in [0.5, 0.8) \\ 2, & Dc_i \in [0.8, 1]. \end{cases}$$

Figure 3 presents the number of questions at each difficulty level in ToF and MC. For PA, we assign a weight of $w_i = 3$ to each question i and use the following scoring rules: (1) A completely correct answer gets 3 points; (2) a partially correct answer gets 1 point; and (3) a completely incorrect answer does not get any points. Finally, the overall score

Disease Group	Abbreviation	MC	ToF	PA	ES	CA
Renal system	DRnS	293	21	24	139	Unclassified (67)
Emergency and critical care	ECC	270	20	21	104	
Infection system	DInS	297	20	20	150	
Blood system	DBS	294	22	24	122	
Cardiovascular system	DCS	295	21	20	138	
Immune system	DImS	294	21	20	128	
Respiratory system	DRpS	299	21	26	132	
Endocrine or metabolic diseases	EMD	316	22	21	145	
Health care and developmental Abnormalities	HCDAs	318	26	40	149	
Neonatal diseases	ND	293	22	21	144	
Alimentary system	DAS	314	22	21	104	
Nervous system	DNS	293	20	25	110	

Table 2: Statistics of the number of questions of each type from the 12 disease groups in PediaBench.

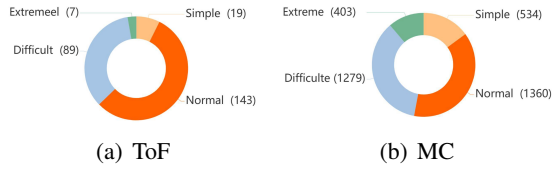


Figure 3: Statistics on the number of ToF and MC questions at different difficulty levels.

Model	Score		Spearman	Kendall
	Human	GPT-4o		
BianQue-7B	139	150	0.7508	0.6430
ChatGLM3-6B	296	231	0.7328	0.6325
Qwen1.5-72B	453.5	425	0.8079	0.7149
GPT3.5-turbo	315	300.5	0.7732	0.6511

Table 3: Correlation between human and GPT-4o evaluations for CA questions.

of an LLM for ToF, MC, or PA is the weighted sum of the scores of all correctly answered questions.

Subjective Questions ES and CA are open questions with no unique answers. CA is even harder than ES because it may require the integration of multiple pieces of knowledge to answer, which requires more strong reasoning ability. Therefore, we assign a weight of 5 to each ES question and 10 to each CA question. Human evaluations are often necessary to accurately assess the quality of answers to these questions but incur huge labor costs. Alternatively, we introduce an automated scoring scheme based on LLMs (Zhang et al., 2023b; Bai et al., 2023b). We set up prompts for GPT-4o to act as a referee to rate the responses of all other LLMs. Furthermore, we meticulously assign a score to every sub-question within a CA question, enabling the referee to furnish precise rationales for their grading decisions. We also manually score the responses of some LLMs for CA questions and compute the Spearman and Kendall correlation coefficients to quantify the agreement between the human and GPT-4o scoring results in Table 3, which indicates that the scores provided by GPT-4o are mostly consistent with those of human evaluations.

4 Experiments

4.1 Experimental Setup

We validate PediaBench through experiments with 20 general-purpose and medical LLMs, including open-source and commercial models of various scales. Specifically, the models we use include: (1) medical LLMs such as BianQue (Chen et al., 2023a), QiZhenGPT (CMKRG et al., 2024), PULSE-7B, and PULSE-20B (Zhang et al., 2023a); (2) the GLM series (Zeng et al., 2023), including ChatGLM3-6B and GLM4; (3) the Baichuan series (Yang et al., 2023), comprising Baichuan2-7B and Baichuan2-13B; (4) the Qwen series (Bai et al., 2023a), including Qwen1.5-7B, Qwen1.5-14B, Qwen1.5-72B, and Qwen-MAX; (5) the InternLM series (Cai et al., 2024b), with InternLM2-7B and InternLM2-20B; (6) the LLaMA3 series (Touvron et al., 2023), featuring LLaMA3-8B and LLaMA3-70B; (7) the Sparse Mixture of Experts language models, namely Mixtral 8x7B and Mixtral 8x22B (Jiang et al., 2024); (8) GPT3.5-turbo; and (9) ERNIE-3.5-8K-0329 (Sun et al., 2021). We deploy and evaluate open-source LLMs locally using pretrained weights on a server with eight NVIDIA RTX A6000 GPUs. We access and evaluate commercial LLMs through their official APIs. More detailed information on these LLMs is given

Domain	Model	ToF	MC	PA	ES	CA	S_{total}	S_{total} (Scaled)
Medical LLM	BianQue-7B	0	0	0	3394	150	3544	25.32
	QiZhenGPT-13B	0	0	0	4141.3	170	4311.3	30.80
	PULSE-7B	139	1021	95	4009	213	5477	39.13
	PULSE-20B	151	1695.5	145	3977.4	248	6216.9	44.42
Open-Source LLM	Baichuan2-7B	156.5	1641.5	108	4373.3	284.5	6563.8	46.90
	Baichuan2-13B	158	1771.5	132	4814.7	312	7188.2	51.36
	ChatGLM3-6B	146.5	1312.5	120	4199.7	231	6009.7	42.94
	InternLM2-7B	153.5	1782	188	5257.4	351	7731.9	55.25
	InternLM2-20B	140	1839.5	213	5345.3	384	7921.8	56.60
	LLaMa3-8B	140	1322.5	142	3565	148	5317.5	37.99
	LLaMa3-70B	196	2398.5	404	4640.7	287	7926.2	56.63
	Qwen1.5-7B	158.5	1392.5	143	3957.2	252	5903.2	42.18
	Qwen1.5-14B	191	2190	376	4335.8	326	7418.8	53.01
	Qwen-72B	203.5	3349.5	480	4964	425	9422	67.32
Commercial LLM	Mixtral-8x7B (47B)	148	1387	181	3834.5	178	5728.5	40.93
	Mixtral-8x22B (141B)	177.5	1674	335	4362.9	250	6799.4	48.58
	GLM-4	209.5	3059.5	458	5901.8	443	10071.8	71.96
	ERNIE-3.5-8K-0329	230	2949	652	5671.2	514	10016.2	71.57
	Qwen-MAX	227.5	3280.5	609	6036.5	515	10668.5	76.23
	GPT3.5-turbo	164	1644	324	4563.4	300.5	6995.9	49.99
Full Score		300	4351.5	849	7825	670	13995.5	100

Table 4: Results of different LLMs for the scores for five question types and the total scores on PediaBench. Here, the highest score of each question type is highlighted in bold.

in Appendix B.

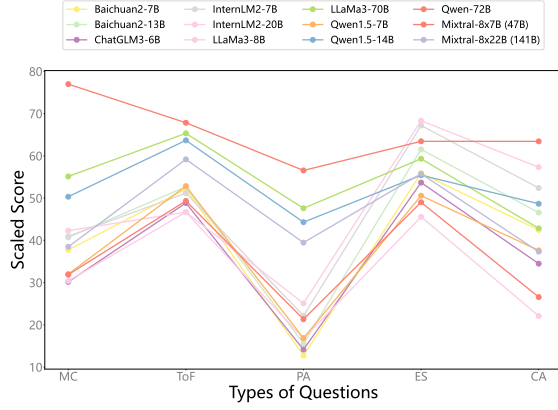
We developed a standardized set of prompts for all LLMs. This ensures that each LLM can generate the desired responses to each type of question based on the pre-specified requirements, thereby achieving a standardized and fair evaluation process. Appendix C details the prompts for different types of questions. We adopted the zero-shot prompt setting in all experiments.

4.2 Evaluation Results

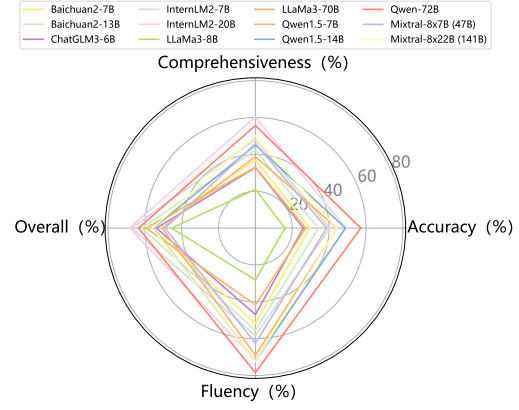
The results for the overall performance of LLMs are shown in Table 4. We present the measures of each LLM for the five types of questions. Note that GPT-4o can achieve the highest scores for three types of objective questions but is omitted from Table 4 to avoid unfair comparison since GPT-4o serves as a referee to assess subjective questions. BianQue-7B and QiZhenGPT-13B cannot correctly understand and follow the instructions for the objective questions, and thus, their scores are 0 for these types. In terms of ToF, PULSE-7B obtains the lowest score of 139 among all models, which is not even half of the total score for ToF. ERNIE-3.5-8K-0329 generally has the best performance for ToF and PA. Generally, larger models achieve better performance than smaller ones in both objective and subjective questions. However, GPT3.5-turbo exhibited a notably subpar performance, obtaining

only half the full score. Such results are quite surprising considering the strong capacities of GPT3.5-turbo in general and medical linguistic tasks. We conjecture that this is because the GPT3.5-turbo training data lacks language resources in Chinese.

Figure 4(a) displays the scores (scaled in the range of $[0, 100]$) of open-source LLMs for the five types of questions. We observe that most LLMs obtain higher accuracy rates in ToF and ES questions. In particular, PA questions are the most discriminatory type, where most LLMs exhibit poor scores. This confirms the effectiveness of introducing PA into the PediaBench dataset, as this type of question is not included in most existing benchmarks. We also find that CA generally yields lower scores than ES. This is not surprising because CA requires the LLM to perform diagnoses and requires more precise and nuanced responses. In addition, Figure 4(b) shows the scores provided by GPT-4o for open-source LLMs in ES questions in four dimensions: *accuracy*, *comprehensiveness*, *fluency*, and *overall evaluation*. Most LLMs perform well in terms of fluency but require further improvements in terms of comprehensiveness and accuracy. Especially in the medical field, *accuracy* should be considered a crucial and indispensable issue. Therefore, in-depth investigations should be performed to avoid hallucination and ensure the correctness of the LLM responses.



(a) Scores (scaled to 0–100) of LLMs for five question types



(b) Four-dimensional scores of LLMs by GPT-4o for ES

Figure 4: Illustrations of evaluation results for open-source LLMs.

In addition, we observe that for some types of questions (especially subjective questions), the LLaMA and Mixtral model series often provide answers that are mixtures of Chinese and English. Although we introduce additional specifications in the prompts, it seems that this issue is not fully addressed. Moreover, we also find that LLMs are not entirely clear about certain details, resulting in factual errors in their responses. One example is that, for questions regarding the preferred treatment drugs for diseases, LLMs are capable of providing a general classification of drugs but often experience confusion when describing specific drugs in detail. As shown in Appendix E, while PULSE-7B understands that the preferred drug treatment for the myasthenia crisis in children with myasthenia gravis is acetylcholinesterase inhibitor, it mistakenly refers to the more specific drug name such as pyridostigmine bromide as neostigmine.

Summary Our main experimental findings are summarized as follows:

- Until now, only several commercial LLMs and Qwen-72B have achieved passing overall scores (i.e., ≥ 60). Qwen-MAX achieved the highest total score of 76.23, firmly securing its top position but still far from achieving excellence in the exam (note that a total score of GPT-4o is nearly 80, which is not presented due to a potentially unfair comparison). Medical LLMs received lower scores due to poor instruction-following, reasoning, and generation capacity. On the one hand, this confirms that PediaBench is challenging and discriminative enough to assess the applicability of

LLMs in pediatric scenarios. On the other hand, this also indicates that, despite the commendable efforts, there remains a huge gap to meet the requirement for deploying LLMs as AI assistants for pediatricians.

- Small LLMs can sometimes show good performance in the PediaBench dataset. For example, Qwen1.5-14B, with only 14B parameters, outperforms GPT3.5-turbo and Mixtral-8x22B (141B) with many more parameters. This could potentially be explained by the fact that GPT3.5-turbo and Mixtral-8x22B (141B) may lack sufficient exposure to Chinese medical corpora during their training. However, large-scale and commercial models exhibit significantly better performance in most cases.
- For future research and practice of medical LLMs, we have the following suggestions. First, the injection of medical knowledge (Ye et al., 2023) is still an effective way to improve the QA capability of LLMs. By analyzing the examples in Appendix E, we find that many factual errors LLMs make come from misunderstanding in medical knowledge and thus cannot be resolved without knowledge injection. Second, some named entities (e.g., diseases and drugs) cannot be recognized by LLMs. Retrieval Augmented Generation (RAG) (Wang et al., 2023b) may be a potential solution to this problem. Third, for CA questions, LLMs still suffer from low reasoning capacity, and Chain-of-Thought (CoT) prompting (Gramopadhye et al., 2024) is required to improve their performance.

5 Conclusion

In this paper, we introduce PediaBench, a comprehensive Chinese benchmark dataset encompassing 12 pediatric disease groups to evaluate the QA capacity of LLMs. Specifically, PediaBench consists of 4,565 objective and 1,632 subjective questions. It adopts an integrated scoring criterion based on different difficulty levels to thoroughly assess the proficiency of an LLM in pediatric problems. Finally, the effectiveness of PediaBench is confirmed through extensive experiments on 20 open-source and commercial LLMs. Through an in-depth analysis of experimental results, we offer insights into the ability of LLMs for pediatric QA in Chinese, highlighting their limitations for improvement.

Limitations

Despite the abundance of pediatric questions in the PediaBench dataset, it still cannot encompass many pediatric diseases and their corresponding treatments in the real world. Therefore, the PediaBench dataset should be maintained with a continual effort for better coverage. Currently, PediaBench is focusing primarily on pediatrics. In future work, we plan to extend it to more medical departments. In addition, although the scoring method based on GPT-4o strongly correlates with human scoring, we cannot fully determine whether GPT-4o scoring tends towards a certain style, leading to potential biases. To address this issue, we will consider more rigorous scoring strategies in the future, such as using multiple LLMs for ensembling (Bai et al., 2023b).

Ethics Statement

All data sources we use to construct the PediaBench dataset are publicly available and free to use without copyright infringement. All questions in the PediaBench dataset have been appropriately anonymized so that they do not contain sensitive private information about patients. We do not foresee any other possible negative societal impacts of this work.

References

- Jinze Bai, Shuai Bai, Yunfei Chu, et al. 2023a. [Qwen technical report](#). *Preprint*, arXiv:2309.16609.
- Yushi Bai, Jiahao Ying, Yixin Cao, Xin Lv, Yuze He, Xiaozhi Wang, Jifan Yu, Kaisheng Zeng, Yijia Xiao, Haozhe Lyu, Jiayin Zhang, Juanzi Li, and

Lei Hou. 2023b. [Benchmarking foundation models with language-model-as-an-examiner](#). *Advances in Neural Information Processing Systems*, 36:78142–78167.

Yan Cai, Linlin Wang, Ye Wang, Gerard de Melo, Ya Zhang, Yanfeng Wang, and Liang He. 2024a. [MedBench: A large-scale Chinese benchmark for evaluating medical large language models](#). *Proceedings of the AAAI Conference on Artificial Intelligence*, 38(16):17709–17717.

Zheng Cai, Maosong Cao, Haojiong Chen, et al. 2024b. [InternLM2 technical report](#). *Preprint*, arXiv:2403.17297.

Yupeng Chang, Xu Wang, Jindong Wang, Yuan Wu, Linyi Yang, Kaijie Zhu, Hao Chen, Xiaoyuan Yi, Cunxiang Wang, Yidong Wang, Wei Ye, Yue Zhang, Yi Chang, Philip S. Yu, Qiang Yang, and Xing Xie. 2024. [A survey on evaluation of large language models](#). *ACM Transactions on Intelligent Systems and Technology*, 15(3):39:1–39:45.

Xuanzhong Chen, Xiaohao Mao, Qihan Guo, Lun Wang, Shuyang Zhang, and Ting Chen. 2024. [RareBench: Can LLMs serve as rare diseases specialists?](#) *Preprint*, arXiv:2402.06341.

Yirong Chen, Zhenyu Wang, Xiaofen Xing, Huimin Zheng, Zhipei Xu, Kai Fang, Junhong Wang, Sihang Li, Jieliang Wu, Qi Liu, and Xiangmin Xu. 2023a. [BianQue: Balancing the questioning and suggestion ability of health LLMs with multi-turn health conversations polished by ChatGPT](#). *Preprint*, arXiv:2310.15896.

Zeming Chen, Alejandro Hernández Cano, Angelika Romanou, Antoine Bonnet, Kyle Matoba, Francesco Salvi, Matteo Pagliardini, Simin Fan, Andreas Köpf, Amirkeivan Mohtashami, Alexandre Sallinen, Alireza Sakhaeirad, Vinitra Swamy, Igor Krawczuk, Deniz Bayazit, Axel Marmet, Syrielle Montariol, Mary-Anne Hartley, Martin Jaggi, and Antoine Bosselut. 2023b. [MEDITRON-70B: Scaling medical pretraining for large language models](#). *Preprint*, arXiv:2311.16079.

CMKRG et al. 2024. [QiZhenGPT: An open source Chinese medical large language model](#). <https://github.com/CMKRG/QiZhenGPT>.

Jacob Devlin, Ming-Wei Chang, Kenton Lee, and Kristina Toutanova. 2019. [BERT: Pre-training of deep bidirectional transformers for language understanding](#). In *Proceedings of the 2019 Conference of the North American Chapter of the Association for Computational Linguistics: Human Language Technologies, Volume 1 (Long and Short Papers)*, pages 4171–4186.

Zhengxiao Du, Yujie Qian, Xiao Liu, Ming Ding, Jiezhong Qiu, Zhilin Yang, and Jie Tang. 2022. [GLM: General language model pretraining with autoregressive blank infilling](#). In *Proceedings of the 60th Annual Meeting of the Association for Computational Linguistics (Volume 1: Long Papers)*, pages 320–335.

- Arsene Fansi Tchango, Rishab Goel, Zhi Wen, Julien Martel, and Joumana Ghosn. 2022. [DDXPlus: A new dataset for automatic medical diagnosis](#). *Advances in Neural Information Processing Systems*, 35:31306–31318.
- Ojas Gramopadhye, Saeel Sandeep Nachane, Prateek Chanda, Ganesh Ramakrishnan, Kshitij Sharad Jadhav, Yatin Nandwani, Dinesh Raghu, and Sachindra Joshi. 2024. [Few shot chain-of-thought driven reasoning to prompt LLMs for open ended medical question answering](#). *Preprint*, arXiv:2403.04890.
- Zhouhong Gu, Xiaoxuan Zhu, Haoning Ye, Lin Zhang, Jianchen Wang, Yixin Zhu, Sihang Jiang, Zhuozhi Xiong, Zihan Li, Weijie Wu, et al. 2024. [Xiezhi: An ever-updating benchmark for holistic domain knowledge evaluation](#). *Proceedings of the AAAI Conference on Artificial Intelligence*, 38(16):18099–18107.
- Lynette Hirschman and Robert J. Gaizauskas. 2001. [Natural language question answering: the view from here](#). *Natural Language Engineering*, 7(4):275–300.
- Yuzhen Huang, Yuzhuo Bai, Zhihao Zhu, Junlei Zhang, Jinghan Zhang, Tangjun Su, Junteng Liu, Chuancheng Lv, Yikai Zhang, Jiayi Lei, Yao Fu, Maosong Sun, and Junxian He. 2023. [C-Eval: A multi-level multi-discipline Chinese evaluation suite for foundation models](#). *Advances in Neural Information Processing Systems*, 36:62991–63010.
- Albert Q. Jiang, Alexandre Sablayrolles, Antoine Roux, et al. 2024. [Mixtral of experts](#). *Preprint*, arXiv:2401.04088.
- Di Jin, Eileen Pan, Nassim Oufattole, Wei-Hung Weng, Hanyi Fang, and Peter Szolovits. 2021. [What disease does this patient have? a large-scale open domain question answering dataset from medical exams](#). *Applied Sciences*, 11(14):6421.
- Qiao Jin, Bhuwan Dhingra, Zhengping Liu, William Cohen, and Xinghua Lu. 2019. [PubMedQA: A dataset for biomedical research question answering](#). In *Proceedings of the 2019 Conference on Empirical Methods in Natural Language Processing and the 9th International Joint Conference on Natural Language Processing (EMNLP-IJCNLP)*, pages 2567–2577.
- Yanis Labrak, Adrien Bazoge, Emmanuel Morin, Pierre-Antoine Gourraud, Mickael Rouvier, and Richard Dufour. 2024. [BioMistral: A collection of open-source pretrained large language models for medical domains](#). *Preprint*, arXiv:2402.10373.
- Yunshi Lan and Jing Jiang. 2020. [Query graph generation for answering multi-hop complex questions from knowledge bases](#). In *Proceedings of the 58th Annual Meeting of the Association for Computational Linguistics*, pages 969–974.
- Haonan Li, Yixuan Zhang, Fajri Koto, Yifei Yang, Hai Zhao, Yeyun Gong, Nan Duan, and Timothy Baldwin. 2023a. [CMMLU: Measuring massive multi-task language understanding in Chinese](#). *Preprint*, arXiv:2306.09212.
- Jianquan Li, Xidong Wang, Xiangbo Wu, Zhiyi Zhang, Xiaolong Xu, Jie Fu, Prayag Tiwari, Xiang Wan, and Benyou Wang. 2023b. [Huatuo-26M, a large-scale Chinese medical QA dataset](#). *Preprint*, arXiv:2305.01526.
- Xiaoxi Li, Yujia Zhou, and Zhicheng Dou. 2024. [Uni-Gen: A unified generative framework for retrieval and question answering with large language models](#). *Proceedings of the AAAI Conference on Artificial Intelligence*, 38(8):8688–8696.
- Yunxiang Li, Zihan Li, Kai Zhang, Ruilong Dan, Steve Jiang, and You Zhang. 2023c. [ChatDoctor: A medical chat model fine-tuned on a large language model Meta-AI \(LLaMA\) using medical domain knowledge](#). *Cureus*, 15(6):e40895.
- Valentin Liévin, Christoffer Egeberg Hother, Andreas Geert Motzfeldt, and Ole Winther. 2024. [Can large language models reason about medical questions?](#) *Patterns*, 5(3):100943.
- Chin-Yew Lin. 2004. [ROUGE: A package for automatic evaluation of summaries](#). In *Text Summarization Branches Out*, pages 74–81.
- Junling Liu, Peilin Zhou, Yining Hua, Dading Chong, Zhongyu Tian, Andrew Liu, Helin Wang, Chenyu You, Zhenhua Guo, LEI ZHU, and Michael Lingzhi Li. 2023. [Benchmarking large language models on CMExam - A comprehensive Chinese medical exam dataset](#). *Advances in Neural Information Processing Systems*, 36:52430–52452.
- OpenAI et al. 2024. [GPT-4 technical report](#). *Preprint*, arXiv:2303.08774.
- Ankit Pal, Logesh Kumar Umapathi, and Malaikanan Sankarasubbu. 2022. [MedMCQA: A large-scale multi-subject multi-choice dataset for medical domain question answering](#). In *Proceedings of the Conference on Health, Inference, and Learning*, pages 248–260.
- Kishore Papineni, Salim Roukos, Todd Ward, and Wei-Jing Zhu. 2002. [BLEU: a method for automatic evaluation of machine translation](#). In *Proceedings of the 40th Annual Meeting on Association for Computational Linguistics*, pages 311–318.
- Robert F. Simmons. 1965. [Answering English questions by computer: a survey](#). *Communications of the ACM*, 8(1):53–70.
- Karan Singhal, Shekoofeh Azizi, Tao Tu, S Sara Mahdavi, Jason Wei, Hyung Won Chung, Nathan Scales, Ajay Tanwani, Heather Cole-Lewis, Stephen Pfohl, et al. 2023. [Large language models encode clinical knowledge](#). *Nature*, 620(7972):172–180.
- Yu Sun, Shuohuan Wang, Shikun Feng, et al. 2021. [ERNIE 3.0: Large-scale knowledge enhanced pre-training for language understanding and generation](#). *Preprint*, arXiv:2107.02137.

- Mirac Suzgun, Nathan Scales, Nathanael Schärli, Sebastian Gehrmann, Yi Tay, Hyung Won Chung, Aakanksha Chowdhery, Quoc Le, Ed Chi, Denny Zhou, and Jason Wei. 2023. [Challenging BIG-bench tasks and whether chain-of-thought can solve them](#). In *Findings of the Association for Computational Linguistics: ACL 2023*, pages 13003–13051.
- Hugo Touvron, Thibaut Lavril, Gautier Izacard, Xavier Martinet, Marie-Anne Lachaux, Timothée Lacroix, Baptiste Rozière, Naman Goyal, Eric Hambro, Faisal Azhar, Aurelien Rodriguez, Armand Joulin, Edouard Grave, and Guillaume Lample. 2023. [LLaMA: Open and efficient foundation language models](#). *Preprint*, arXiv:2302.13971.
- Alex Wang, Amanpreet Singh, Julian Michael, Felix Hill, Omer Levy, and Samuel R. Bowman. 2019. [GLUE: A multi-task benchmark and analysis platform for natural language understanding](#). In *The Seventh International Conference on Learning Representations*.
- Xidong Wang, Guiming Hardy Chen, Dingjie Song, Zhiyi Zhang, Zhihong Chen, Qingying Xiao, Feng Jiang, Jianquan Li, Xiang Wan, Benyou Wang, and Haizhou Li. 2023a. [CMB: A comprehensive medical benchmark in Chinese](#). *Preprint*, arXiv:2308.08833.
- Yubo Wang, Xueguang Ma, and Wenhui Chen. 2023b. [Augmenting black-box LLMs with medical textbooks for clinical question answering](#). *Preprint*, arXiv:2309.02233.
- Yuqing Wang, Yun Zhao, and Linda Petzold. 2023c. [Are large language models ready for healthcare? a comparative study on clinical language understanding](#). In *Proceedings of the 8th Machine Learning for Healthcare Conference*, pages 804–823.
- Chaoyi Wu, Weixiong Lin, Xiaoman Zhang, Ya Zhang, Weidi Xie, and Yanfeng Wang. 2024. [PMC-LLaMA: toward building open-source language models for medicine](#). *Journal of the American Medical Informatics Association*, page ocae045.
- Honglin Xiong, Sheng Wang, Yitao Zhu, Zihao Zhao, Yuxiao Liu, Linlin Huang, Qian Wang, and Dinggang Shen. 2023. [DoctorGLM: Fine-tuning your Chinese doctor is not a herculean task](#). *Preprint*, arXiv:2304.01097.
- Liang Xu, Hai Hu, Xuanwei Zhang, Lu Li, Chenjie Cao, Yudong Li, Yechen Xu, Kai Sun, Dian Yu, Cong Yu, Yin Tian, Qianqian Dong, Weitang Liu, Bo Shi, Yiming Cui, Junyi Li, Jun Zeng, Rongzhao Wang, Weijian Xie, Yanting Li, Yina Patterson, Zuoyu Tian, Yiwen Zhang, He Zhou, Shaowei Liu, Zhe Zhao, Qipeng Zhao, Cong Yue, Xinrui Zhang, Zhengliang Yang, Kyle Richardson, and Zhenzhong Lan. 2020. [CLUE: A Chinese language understanding evaluation benchmark](#). In *Proceedings of the 28th International Conference on Computational Linguistics*, pages 4762–4772.
- Liang Xu, Anqi Li, Lei Zhu, Hang Xue, Changtai Zhu, Kangkang Zhao, Haonan He, Xuanwei Zhang, Qiyue Kang, and Zhenzhong Lan. 2023. [SuperCLUE: A comprehensive Chinese large language model benchmark](#). *Preprint*, arXiv:2307.15020.
- Aiyuan Yang, Bin Xiao, Bingning Wang, et al. 2023. [Baichuan 2: Open large-scale language models](#). *Preprint*, arXiv:2309.10305.
- Songhua Yang, Hanjie Zhao, Senbin Zhu, Guangyu Zhou, Hongfei Xu, Yuxiang Jia, and Hongying Zan. 2024. [Zhongjing: Enhancing the Chinese medical capabilities of large language model through expert feedback and real-world multi-turn dialogue](#). *Proceedings of the AAAI Conference on Artificial Intelligence*, 38(17):19368–19376.
- Qichen Ye, Junling Liu, Dading Chong, Peilin Zhou, Yining Hua, Fenglin Liu, Meng Cao, Ziming Wang, Xuxin Cheng, Zhu Lei, and Zhenhua Guo. 2023. [Qilin-Med: Multi-stage knowledge injection advanced medical large language model](#). *Preprint*, arXiv:2310.09089.
- Wenjing Yue, Xiaoling Wang, Wei Zhu, Ming Guan, Huanran Zheng, Pengfei Wang, Changzhi Sun, and Xin Ma. 2024. [TCMBench: A comprehensive benchmark for evaluating large language models in traditional Chinese medicine](#). *Preprint*, arXiv:2406.01126.
- Aohan Zeng, Xiao Liu, Zhengxiao Du, Zihan Wang, Hanyu Lai, Ming Ding, Zhuoyi Yang, Yifan Xu, Wendi Zheng, Xiao Xia, Weng Lam Tam, Zixuan Ma, Yufei Xue, Jidong Zhai, Wenguang Chen, Zhiyuan Liu, Peng Zhang, Yuxiao Dong, and Jie Tang. 2023. [GLM-130B: An open bilingual pre-trained model](#). In *The Eleventh International Conference on Learning Representations*.
- Ningyu Zhang, Mosha Chen, Zhen Bi, Xiaozhuan Liang, Lei Li, Xin Shang, Kangping Yin, Chuanqi Tan, Jian Xu, Fei Huang, Luo Si, Yuan Ni, Guotong Xie, Zhifang Sui, Baobao Chang, Hui Zong, Zheng Yuan, Linfeng Li, Jun Yan, Hongying Zan, Kunli Zhang, Buzhou Tang, and Qingcai Chen. 2022. [CBLUE: A Chinese biomedical language understanding evaluation benchmark](#). In *Proceedings of the 60th Annual Meeting of the Association for Computational Linguistics (Volume 1: Long Papers)*, pages 7888–7915.
- Xiaofan Zhang, Kui Xue, and Shaoting Zhang. 2023a. [PULSE: Pretrained and unified language service engine](#). Accessed on 2024-06-09.
- Xiaotian Zhang, Chunyang Li, Yi Zong, Zhengyu Ying, Liang He, and Xipeng Qiu. 2023b. [Evaluating the performance of large language models on gaokao benchmark](#). *Preprint*, arXiv:2305.12474.
- Wanjun Zhong, Ruixiang Cui, Yiduo Guo, Yaobo Liang, Shuai Lu, Yanlin Wang, Amin Saied, Weizhu Chen, and Nan Duan. 2023. [AGIEval: A human-centric benchmark for evaluating foundation models](#). *Preprint*, arXiv:2304.06364.

Wei Zhu, Xiaoling Wang, Huanran Zheng, Mosha Chen, and Buzhou Tang. 2023. [PromptCBLUE: A Chinese prompt tuning benchmark for the medical domain](#). *Preprint*, arXiv:2310.14151.

A Detailed Description of Question Types

Table 5 summarizes the different questions in standardized medical examinations. PediaBench covers all these questions and involves pairing questions not included in existing medical examinations and benchmarks.

B List of LLMs in the Experiments

Table 6 presents detailed information on the LLMs we evaluate and use, where “Domain” indicates whether an LLM is of general purpose or specialized in the medical domain, “#Parameters” presents the number of parameters of an LLM (“n/a” for commercial models with disclosed parameter numbers), “Context Window” reveals the size of the context window of an LLM, “How Accessed” indicates how we accessed an LLM for experimentation (open-source models are obtained through their weights and deployed locally on our servers and commercial models are accessed via their official APIs).

C Prompts

C.1 Prompt for Disease Group Classification

In this section, we present the prompt to classify the disease group of questions in PediaBench using GLM-4. Specifically, we list the 12 disease groups and extract questions that have not yet been categorized. Next, we set restrictive conditions to ensure that GLM-4 only returns the disease group that matches a question without irrelevant information. Finally, we conduct a thorough review of the results labeled with GLM-4 and manually correct the questions that are misclassified. Figure 5 is an example of the prompt for disease group classification and the response of GLM-4.

C.2 Prompt Templates for LLM Evaluation

Figure 6 illustrates the templates of prompts for different question types when evaluating the LLMs in the experiments.

C.3 Prompt for LLM as an Examiner

Figure 7 illustrates the prompts when using GPT-4o as an examiner. For essay/short answer questions, we instruct GPT-4o to grade responses based on

four dimensions: *fluency*, *completeness*, *accuracy*, and *overall score*. The scores are output in a specified format. For case analysis questions, we assign specific scores to each sub-question, instructing GPT to carefully grade according to these score standards, and finally aggregate the scores to obtain the total score for the entire question’s response.

D Experimental Results for Different Disease Groups

Table 7 shows the scores of each LLM specifically for objective questions and ES questions across 12 disease groups. In order to quantify the score, we calculated the proportion of LLMs’ score based on the inconsistent number of questions and scores for each disease group. Due to the inadequate instruction-following capabilities of BianQue (7B) and QiZhenGPT (13B), they struggled to provide precise responses to objective questions, resulting in surprisingly low scores. Intriguingly, despite Mixtral-8x7B’s (47B) commendable instruction-following abilities, its error rate in providing answers remained remarkably high, ultimately leading to a comparable score with that of BianQue (7B) and QiZhenGPT (13B). We observe that most models achieve their highest scores in the two disease groups of HCDA of DImS. Questions related to HCDA often involve basic medical knowledge, which does not require in-depth specialization. Moreover, many diseases in the DImS group share similar clinical manifestations and treatment strategies, providing models with clearer clues for answers. No models can perform well for subjective questions in all performance measures across different groups of diseases.

E Examples of Model Responses

This section selects some representative questions and answers from different LLMs. These cases illustrate that LLMs still suffer from apparent shortcomings in pediatric QA.

E.1 True-or-False Question

For true-or-false questions, we compare the answers of PULSE-7B, LLaMA3-8B, Qwen-7B-Chat, and ERNIE-3.5-8K-0329, as shown in Figure 8. After in-depth analysis, we found an interesting phenomenon: models with smaller parameters, such as Qwen-7B-Chat, could judge statements correctly, even though there are errors in their explanations. Furthermore, despite our restrictions on

Question Type	Description
A1 (Single-Select Multiple-Choice)	The question consists of a single-sentence stem and five alternative answers, among which only one is the best answer.
A2 (Individual Case Analysis)	The question features a brief, small instance as the stem and a question with five alternative answers, among which the examinee should select the only best answer.
A3/A4 (Multiple Case Analysis)	The question features a brief, small instance as the stem and multiple questions, each with five alternative answers, among which the examinee should select the only best answer for each question.
B1 (Shared-Answer)	Given the same five alternative answers and a set of questions, the examinee should select the best answer for each question.
True or False	Given a sentence or a paragraph, determine whether the statement is accurate.
Essay/Short-Answer	Provide a concise answer to the question, elaborating on the issue.
Case Analysis	Present one or more questions based on a case study of a simulated clinical scenario, requiring the examinee to provide the corresponding answers according to the requirements.

Table 5: Types of questions in standardized medical examinations.

Name	#Parameters	Context Window	Domain	Open Source	How Accessed
BianQue	7B	/	Medical	Yes	Weights
QiZhenGPT	13B	/	Medical	Yes	Weights
PULSE-7B	7B	/	Medical	Yes	Weights
PULSE-20B	20B	/	Medical	Yes	Weights
ChatGLM3-6B	6B	8K	General	Yes	Weights
Baichuan2-7B-Chat	7B	4K	General	Yes	Weights
Qwen1.5-7B	7B	32K	General	Yes	Weights
InternLM2-7B	7B	200K	General	Yes	Weights
Baichuan2-13B-Chat	13B	4K	General	Yes	Weights
Qwen-14B-Chat	14B	32K	General	Yes	Weights
Qwen-72B-Chat	72B	32K	General	Yes	Weights
Mixtral 8x7B	47B	32K	General	Yes	API
InternLM2-20B	20B	200K	General	Yes	API
LLaMa3-70B	70B	8K	General	Yes	API
LLaMa3-8B	8B	8K	General	Yes	API
Mixtral 8x22B	141B	32K	General	Yes	API
Qwen-MAX	n/a	8K	General	No	API
GLM-4	n/a	128K	General	No	API
ERNIE-3.5-8K-0329	n/a	8K	General	No	API
ChatGPT3.5-turbo	n/a	16K	General	No	API
GPT-4o (*examiner)	n/a	128K	General	No	API

Table 6: List of LLMs evaluated and used in the experiments.

the language generated by the models, the output of LLaMA3-8B always contains a mixture of Chinese and English.

E.2 Multi-Choice Question

We conducted an in-depth analysis of a multiple-choice question on the disease of the infectious system. The answers provided by several LLMs are shown in Figure 9. In this case, LLaMA3-8B and PULSE-20B provided incorrect options and explanations, failing to capture the key points of the question accurately. Baichuan2-7B was even unable to make a reasonable choice. However,

ERNIE-3.5-8K-0329 not only selected the correct answer but also provided a detailed and reasonable explanation.

E.3 Pairing Question

The answers to an exemplar pairing question are shown in Figure 10. Only a few LLMs can provide complete and accurate results in this pairing question. ChatGLM3-6B’s answer contained duplicate answers, while InternLM-20B and Mixtral-8x22B provided incorrect matchings. Unfortunately, PULSE-20B directly copied the order of the given answer sets in the question without perform-

Model	DInS	DRpS	HCDA	ECC	DImS	EMD	DNS	DRnS	DAS	DCS	DBS	ND
BianQue-7B	40.17	40.43	37.66	32.90	39.23	36.85	38.53	39.52	41.87	37.66	39.76	40.28
QiZhenGPT-13B	40.55	40.34	38.24	39.03	40.68	38.16	37.93	38.17	38.01	37.79	37.66	38.31
PULSE-7B	46.41	44.19	47.59	41.13	45.65	44.03	41.41	45.31	46.58	42.07	44.05	45.32
PULSE-20B	44.39	44.64	47.02	33.68	42.28	43.35	37.38	45.57	40.14	39.96	40.92	47.16
Baichuan2-7B	36.15	36.99	38.12	31.97	33.99	34.85	32.30	35.28	32.74	33.96	34.06	35.66
Baichuan2-13B	41.32	41.05	41.04	33.70	38.58	37.94	35.88	38.78	36.61	36.95	37.14	39.01
ChatGLM3-6B	45.90	48.41	48.98	44.39	46.25	43.07	43.60	47.95	48.25	42.89	44.61	45.32
InternLM2-7B	57.38	58.61	57.48	53.15	58.54	53.80	53.64	55.63	56.48	53.30	54.76	56.48
InternLM2-20B	55.24	56.98	57.66	54.38	57.98	55.78	52.37	55.33	52.21	51.79	55.16	55.38
LLaMa3-8B	46.03	45.97	48.47	44.02	48.74	46.12	45.20	46.81	48.00	45.99	48.86	47.78
LLaMa3-70B	52.19	51.94	53.45	50.89	54.03	52.92	52.17	53.28	53.93	50.17	55.16	52.27
Qwen1.5-7B	44.93	45.89	44.40	35.80	44.38	41.09	38.43	47.55	43.36	37.71	41.47	42.38
Qwen1.5-14B	53.42	56.71	52.90	51.23	54.34	52.84	52.56	54.89	52.93	52.09	53.44	51.21
Qwen-72B	68.11	68.16	67.62	65.55	65.06	65.94	68.86	67.69	71.54	68.22	67.20	66.57
Mixtral-8x7B (47B)	40.55	43.16	47.08	43.34	48.46	42.86	41.11	43.74	45.62	38.27	47.78	43.88
Mixtral-8x22B (141B)	42.76	47.72	48.51	44.39	50.94	46.66	43.01	47.06	44.91	44.25	50.82	46.60
GLM-4	74.16	73.08	70.42	65.31	71.40	73.56	72.55	69.56	74.05	71.80	72.05	68.80
ERNIE-3.5-8K-0329	60.99	59.15	63.24	55.79	58.99	58.81	59.23	59.17	58.13	56.84	57.92	58.83
Qwen-MAX	76.35	78.08	76.72	73.56	76.24	79.27	75.39	73.45	77.20	75.65	76.39	75.54
GPT3.5-turbo	61.02	62.57	60.11	61.86	62.36	59.89	57.79	62.33	62.80	58.34	61.41	60.31

Table 7: Scores of different LLMs in different disease groups on PediaBench. Here, the highest score in each disease group is highlighted in bold.

ing any effective matching. However, it should be mentioned that GPT-4o provided an entirely correct answer to this question, demonstrating its superior performance.

E.4 Essay/Short-Answer Question

Figure 11 presents several responses of LLMs to an essay/short-answer question. Medical LLMs, such as BianQue and QiZhenGPT, tend to provide concise answers, while general-purpose LLMs prefer to elaborate and explain in more detail, resulting in richer content in their answers. In particular, the response from PULSE-20B is not satisfactory, containing a significant amount of repetitive and logically unsound content, which, to some extent, affects the quality and precision of its response.

E.5 Case Analysis Question

In case analysis questions, the answer to each sub-question serves as the foundation for the solution to the subsequent sub-questions. Therefore, once the answer to the previous question is incorrect, it will further mislead the conclusions of subsequent questions like dominoes. In the example shown in Figure 12, their judgments and suggestions for subsequent questions become totally erroneous due to BianQue and Baichuan2-13B-Chat’s misinterpretation of the first sub-question.

<p>Prompt</p> <p>ZH: 给定以下儿科疾病组: [肾脏系统疾病, 急诊与危重症, 感染性疾病, 血液系统疾病, 心血管系统疾病, 免疫系统疾病, 呼吸系统疾病, 内分泌与代谢系统疾病, 儿童保健与发育行为疾病, 新生儿疾病, 消化系统疾病, 神经系统疾病], 请判断下列问题应该归类为哪个疾病组。请注意, 你应该选择一个与问题最相关的疾病组作为回答, 不能生成其他多余的内容。问题如下: 营养性巨幼细胞性贫血是什么病?</p> <p>EN: Given the following pediatric disease groups: [Diseases of the Renal System, Emergency and Critical Care, Diseases of the Infection System, Diseases of the Blood System, Diseases of the Cardiovascular System, Diseases of the Immune System, Diseases of the Respiratory System, Endocrine or metabolic diseases, Pediatric Health Care, Neonatal Diseases, Diseases of the Alimentary System, Diseases of the Nervous System], please determine which disease group the following question should be classified into. Please note that you should choose the most relevant disease group for the question as your answer, and cannot generate other unnecessary content. The question is as follows: What is nutritional megaloblastic anemia?</p>
<p>Possible Responses From GLM-4</p> <p>ZH:这个问题既可以归类为[儿童保健与发育行为疾病], 也可以归类为[血液系统疾病], 如果非要选择一个最合适的类别, 那可以将该问题归类为[儿童保健与发育行为疾病], 因为营养性巨幼细胞性贫血是由于叶酸和或维生素 B₁₂ 等营养元素缺乏所导致的一种疾病。</p> <p>EN: This issue can be classified as either [Pediatric Health Care] or [Diseases of the Blood System]. If one must choose the most appropriate category, it can be classified as [Pediatric Health Care], as nutritional megaloblastic anemia is a disease caused by a deficiency of nutrients such as folic acid and/or vitamin B12.</p>
<p>Prompt</p> <p>ZH: 给定以下儿科疾病组: [肾脏系统疾病, 急诊与危重症, 感染性疾病, 血液系统疾病, 心血管系统疾病, 免疫系统疾病, 呼吸系统疾病, 内分泌与代谢系统疾病, 儿童保健与发育行为疾病, 新生儿疾病, 消化系统疾病, 神经系统疾病], 请判断下列问题应该归类为哪个疾病组。请注意, 你应该选择一个与问题最相关的疾病组作为回答, 不能生成其他多余的内容。问题如下: 如何诊断原发性肉碱缺乏症?</p> <p>EN: Given the following pediatric disease groups: [Diseases of the Renal System, Emergency and Critical Care, Diseases of the Infection System, Diseases of the Blood System, Diseases of the Cardiovascular System, Diseases of the Immune System, Diseases of the Respiratory System, Endocrine or metabolic diseases, Pediatric Health Care, Neonatal Diseases, Diseases of the Alimentary System, Diseases of the Nervous System], please determine which disease group the following question should be classified into. Please note that you should choose the most relevant disease group for the question as your answer, and cannot generate other unnecessary content. The question is as follows: How is primary carnitine deficiency diagnosed?</p>
<p>Possible Responses From GLM-4</p> <p>ZH:内分泌与代谢系统疾病</p> <p>EN: Endocrine or metabolic diseases</p>

Figure 5: Prompt for disease group classification and an exemplar response of GLM-4.

Types of Questions	Prompt
True or False	ZH: 假如你是一位专业的儿科医生, 现在, 请用中文判断以下题目表述或做法是否正确。你的回答只能为对或者错, 随后简要给出这样判断的理由。题目如下: {题目+选项} EN: Assuming you are a professional pediatrician, please use Chinese to judge whether the following statement or practice is correct or incorrect. Your answer should only be "True" or "False", followed by a brief explanation for your judgment. Here is the question: {question}
Multiple Choice	ZH: 请阅读以下选择题, 根据题意选择正确的答案选项。请确保你给出的答案是正确的, 并给出简要理由。请注意, 你只需要直接给出你认为正确的选项和相应的解释。不能输出其他内容。题目如下: {题目} EN: Please read the following multiple choice questions and choose the correct answer option based on the meaning of the question. Please ensure that the answer you provide is correct and provide a brief explanation. Please note that you only need to directly provide the correct option and corresponding explanation. No other content can be output. The question is as follows: {Question+options}
Pairing	ZH: 请将每一个问题和正确的答案进行匹配, 只需要输出最终的匹配结果, 严格按照以下python列表的格式输出: ['此处输出提供的问题','此处输出正确的答案'],['此处输出提供的问题','此处输出正确的答案']。 EN: (Match each question to the correct answer, just output the final match, in the exact format of the following python list: [' Output question provided here ',' output correct answer here '],[' Output question provided here ',' output correct answer here ']))
Essay/Short Answer	ZH: 请用中文回答下列关于儿科疾病的问题。题目如下: {题目} EN: Please answer the following questions about pediatric diseases in Chinese. The questions are as follows: {question}
Case Analysis	ZH: 请用简洁的中文回答下列关于儿科案例分析题。题目如下: {题目} EN: Please answer the following questions about pediatric cases analysis in simple Chinese. The questions are as follows: {Question}

Figure 6: Prompt templates for different question types.

Types of Questions	Prompt
Essay/Short Answer	ZH: 你是一个专业的儿科医学考官, 请你参考真实答案, 综合考虑回答的完整性、流畅性和准确性, 对考生的回答进行评分, 并给出简要的理由。满分为5分。回复格式为: “综合评分: x分。完整性: x分, 流畅性: x分, 准确性: x分。评分理由: xxx” 真实答案为: {real_answer}; 考生回答为: {model_answer} EN: You are a professional pediatric medical examiner. Please refer to the actual answer, consider the completeness, fluency, and accuracy of the answer, score the examinee's answer, and provide a brief explanation. The full score is 5 points. The reply format is: "Overall score: x points. Completeness: x points, fluency: x points, accuracy: x points. Scoring reason: xxx" The real answer is: {real_answer}; The candidate's answer is: {model_answer}
Case Analysis	ZH: 你是一个专业的儿科医学考官, 请你参考真实答案, 评估回答的正确性。答案总分为10分, 参考答案中标记了相应的分值, 请参考该分值进行评分。要求: 1、若参考答案较为简略, 但考生回答较为详细且没有错误的部分, 则算满分; 2、若考生回答中有错误的内容, 则酌情减分; 3、若诊断回答错误, 则诊断依据不给分。回复格式为: “总得分: x分。” 参考答案为: {real_answer}; 考生回答为: {model_answer} EN: You are a professional pediatric medical examiner. Please refer to the actual answer and evaluate the correctness of the response. The total score for the answer is 10 points, and the corresponding score is marked in the reference answer. Please refer to the score for scoring. Requirements: 1. If the reference answer is relatively brief, but the candidate's answer is detailed and free of errors, it will be given full marks; 2. If there are errors in the candidate's answer, points will be deducted as appropriate; 3. If the diagnosis answer is wrong, the diagnosis basis will not be scored. The reply format is: "Total score: x points." The reference answer is: {real_answer}; The candidate's response is: {model_answer}

Figure 7: Prompts for GPT-4o as an examiner for scoring.

Question		Answer
<p>假性性早熟除有第二性征发育外，还有性腺的发育。</p> <p>(The pseudo-precocious puberty is characterized by the development of secondary sexual characteristics as well as the development of the gonads.)</p>		错 (false)
Explanation	<p>假性性早熟的症状是有第二性征的发育、乳房增大、阴毛腋毛出现、无性腺的发育。 (The symptoms of pseudo-precocious puberty include the development of secondary sexual characteristics, breast enlargement, the appearance of pubic and axillary hair, and the absence of gonadal development.)</p>	
LLaMA3-8B	<p>错</p> <p>理由：假性性早熟（Pseudo-Precocious Puberty）是指在正常发育期之前出现第二性征，but it does not necessarily imply development of the sex glands (such as ovaries or testes). The term "假性性早熟" typically refers to the development of secondary sexual characteristics before the expected age of puberty (usually around 10-14 years old), but it does not necessarily imply the development of the sex organs themselves.</p>	
Qwen-7B-chat	<p>对。假性性早熟是儿童内分泌系统疾病的一种，除了出现第二性征发育外，还会伴随着性腺的提前发育，如乳房增大、阴毛生长等。 (True. Pseudo-precocious puberty is a type of childhood endocrine system disorder that, in addition to the development of secondary sexual characteristics, is also accompanied by premature development of the gonads, such as breast enlargement and the growth of pubic hair.)</p>	
PULSE-7B	<p>Helper: 假性性早熟除有第二性征发育外，还有性腺的发育。 这个表述是正确的。假性性早熟是指在8岁前女孩出现乳房发育、月经初潮、阴毛生长等第二性征，但骨龄提前，而骨龄提前是由于性激素分泌过多引起的。性腺的发育是指卵巢和睾丸的发育，这是假性性早熟的另一个特征。因此，假性性早熟不仅有第二性征发育，还有性腺的发育。 (Helper: The statement that pseudo-precocious puberty involves not only the development of secondary sexual characteristics but also the development of the gonads is correct. Pseudo-precocious puberty refers to the appearance of secondary sexual characteristics such as breast development, menarche, and pubic hair growth in girls before the age of 8, accompanied by advanced bone age due to excessive secretion of sex hormones. The development of the gonads, referring to the development of the ovaries and testes, is another characteristic of pseudo-precocious puberty. Therefore, pseudo-precocious puberty indeed involves both the development of secondary sexual characteristics and the development of the gonads.)</p>	
ERNIE-3.5-8K-0329	<p>错</p> <p>解释：假性性早熟的特点是第二性征发育与性腺发育步调不一致，即仅有第二性征发育，但性腺（如卵巢或睾丸）并未达到与年龄相符的成熟状态。因此，假性性早熟中并不伴有性腺的发育。 Wrong. Explanation: The characteristic of pseudo-precocious puberty is that the development of secondary sexual characteristics and the development of the gonads are inconsistent, meaning that there is only the development of secondary sexual characteristics, but the gonads (such as the ovaries or testes) have not reached a maturity level commensurate with the child's age. Therefore, pseudo-precocious puberty does not involve the development of the gonads.</p>	

*注：绿色字体代表回答的关键正确部分，红色字体代表回答明显出错的部分。

*Note: The green font represents the key correct part of response, while the red font indicates the part of response that is obviously incorrect.

Figure 8: Answers and explanation notes of an exemplar true-or-false question.

Question		Answer
<p>患儿男，1岁8个月。咳嗽15天伴加剧6天，呈阵发性痉挛性咳嗽伴鸡鸣样回声，以夜间为甚，病初低热3天。体检:体温正常，咽红，舌系带溃疡，呼吸音粗。X线胸片显示间质改变，外周血WBC13.8×10⁹/L，中性粒细胞0.18，淋巴细胞0.82，未接种过疫苗。首选的抗感染药物是A.红霉素 B.氯霉素 C.阿莫西林 D.复方磺胺甲噁唑 E.头孢菌素</p> <p>(The patient is a 1-year-old and 8-month-old male child. He has been coughing for 15 days, with symptoms worsening in the past 6 days, presenting as paroxysmal spasmodic cough with crowing-like echo, which is more severe at night. There was low fever for 3 days at the beginning of the illness. Physical examination: normal body temperature, red pharynx, ulcerated frenulum of tongue, and coarse breath sounds. X-ray chest film shows interstitial changes. Peripheral blood WBC 13.8×10⁹/L, neutrophils 0.18, lymphocytes 0.82. The child has not been vaccinated. The preferred anti-infective drug is</p> <p>A. Erythromycin B. Chloramphenicol C. Amoxicillin D. Compound sulfamethoxazole E. Cephalosporin)</p>		A.红霉素 (A. Erythromycin)
Explanation	<p>患儿为幼儿，病程较长，以咳嗽为主要症状，特征为阵发性痉挛性咳嗽伴鸡鸣样回声，有舌系带溃疡，为咳嗽时舌外伸，舌系带反复摩擦门齿所致。外周血WBC增高且以淋巴细胞分类为主，而胸片仅为间质改变，无百日破疫苗接种史，故百日咳可能性大。百日咳可并发吸入性肺炎、支气管炎、肺气肿、百日咳脑病、营养不良及结核病恶化等，但以并发支气管炎肺炎最常见。虽红霉素、氯霉素及阿莫西林均可选用，但以红霉素为首选抗感染药物。</p> <p>(The patient is a young child with a long duration of illness, and the main symptom is cough. The characteristics are paroxysmal spasmodic cough with crowing-like echo, and frenulum ulceration due to repeated friction between the protruding tongue and the incisor teeth during coughing spasms. The peripheral blood WBC is elevated, mainly lymphocytes, and the chest X-ray shows only interstitial changes. Since there is no history of vaccination for diphtheria, pertussis, and tetanus, pertussis is highly likely. Pertussis can be complicated by aspiration pneumonia, bronchopneumonia, pulmonary emphysema, pertussis encephalopathy, malnutrition, and exacerbation of tuberculosis, but bronchopneumonia is the most common complication. Although erythromycin, chloramphenicol, and amoxicillin can all be used, erythromycin is the preferred anti-infective drug.)</p>	
Bianque(7B)	<p>1. 最可能的诊断是新生儿肝炎综合征。该病是由于新生儿肝脏功能未完全发育，导致胆汁不能正常排出，从而引起黄疸。病因可能是病毒感染、细菌感染、遗传代谢性疾病等。2. 病因可能是病毒感染、细菌感染、遗传代谢性疾病等。3. 治疗方法包括药物治疗、营养支持等。具体治疗方案需要根据患儿的具体情况而定。</p> <p>1. The most probable diagnosis is neonatal hepatitis syndrome. This condition is caused by the incomplete development of the liver function in newborns, resulting in the inability of bile to be discharged normally, thus leading to jaundice. The causes may include viral infection, bacterial infection, inherited metabolic diseases, etc. 2. The potential causes may include viral infection, bacterial infection, inherited metabolic diseases, etc. 3. The treatment methods include medication and nutritional support. The specific treatment plan needs to be determined based on the specific condition of the infant. The above are some possible diagnoses and treatment methods, but the specific treatment plan needs to be tailored to the infant's specific condition. It is recommended that you seek medical attention as soon as possible and allow a professional doctor to conduct the diagnosis and treatment.</p>	
LLaMA3-8B	<p>D. 复方磺胺甲噁唑 理由：患儿的症状表明其可能患有 streptococcus pneumoniae 导致的社区获得性肺炎，具有患者的呼吸音粗、咽红、舌系带溃疡等特征，且X线胸片显示的间质改变进一步支持这种判断。红霉素无法治疗社区获得性肺炎，氯霉素可以治疗，但在儿童中可能会导致听力损害，阿莫西林对社区获得性肺炎效果不清，头孢菌素对社区获得性肺炎效果更差。复方磺胺甲噁唑是常用的社区获得性肺炎首选抗感染药物。</p> <p>(D. Compound sulfamethoxazole. Reason: The child's symptoms indicate that he may suffer from community-acquired pneumonia caused by streptococcus pneumoniae, characterized by coarse breath sounds, red pharynx, frenulum ulceration, etc. The interstitial changes shown on the X-ray chest film further support this judgment. Erythromycin cannot treat community-acquired pneumonia, chloramphenicol can treat it but may cause hearing impairment in children, the effect of amoxicillin on community-acquired pneumonia is unclear, and the effect of cephalosporins on community-acquired pneumonia is even worse. Compound sulfamethoxazole is a commonly used preferred anti-infective drug for community-acquired pneumonia.)</p>	
Baichuan2-7B-Chat	<p>首先，我们需要了解患儿的症状和体征以及可能的病因。患儿有阵发性痉挛性咳嗽、鸡鸣样回声、咽红、舌系带溃疡等表现，这可能与病毒性感染或过敏性咳嗽有关。体检发现体温正常、呼吸音粗等，提示可能有呼吸道感染。X线胸片显示间质改变，外周血WBC升高，中性粒细胞降低，淋巴细胞升高，这些指标支持细菌感染的可能。由于患儿未接种过疫苗，可能存在免疫力低下的情况。</p> <p>根据以上症状和体征，我们可以初步判断患儿可能患有急性支气管炎，一种常见的呼吸道感染。在这种情况下，首选的抗感染药物应该是能够覆盖细菌感染的抗生素，如头孢菌素类。然而，题目中没有提供足够的信息来确定具体的抗生素选择。因此，我们无法确定首选的抗感染药物是A、B、C还是E。</p> <p>(First and foremost, we need to understand the symptoms, physical signs, and possible causes of the illness in the child. The child presents with paroxysmal spasmodic cough, crowing-like echo, red pharynx, and frenulum ulceration, which may be related to viral infection or allergic cough. The physical examination reveals a normal body temperature and coarse breath sounds, indicating a possible respiratory tract infection. The X-ray chest film shows interstitial changes, and the peripheral blood WBC is elevated with a decrease in neutrophils and an increase in lymphocytes, which support the possibility of bacterial infection. As the child has not been vaccinated, there may be a weakened immune system. Based on the above symptoms and physical signs, we can initially diagnose the child with acute bronchitis, a common respiratory tract infection. In this case, the preferred anti-infective drug should be an antibiotic that can cover bacterial infections, such as cephalosporins. However, the question does not provide sufficient information to determine the specific antibiotic choice. Therefore, we cannot determine whether the preferred anti-infective drug is A, B, C, or E.)</p>	
ERNIE-3.5-8K-0329	<p>A.红霉素。解释：患儿男，1岁8个月。出现咳嗽、阵发性痉挛性咳嗽伴鸡鸣样回声，为百日咳典型症状，病初低热，X线胸片显示间质改变，外周血白细胞升高，淋巴细胞比例升高，根据患儿临床表现和实验室检查，该患儿应诊断为百日咳。百日咳的病原菌为百日咳鲍特菌，为细菌的一种，属于鲍特菌属，侵入呼吸道黏膜在纤毛上皮进行繁殖并产生毒素，引起纤毛坏死、黏膜炎症等病变，并引起全身反应。百日咳首选的抗感染药物是**红霉素**，可渗透呼吸道黏膜，达到有效浓度，控制感染。</p> <p>选项B氯霉素主要不良反应是抑制骨髓造血机能，包括可逆的各类血细胞减少和不可逆的再生障碍性贫血，其次为消化道反应和二重感染等，临床上较少使用，故排除。选项C阿莫西林为青霉素类抗生素，对百日咳杆菌效果不确切，故不选。选项D复方磺胺甲噁唑为磺胺类抗生素，主要用于敏感菌引起的尿路感染、肠道感染、成人慢性支气管炎急性发作等，对百日咳治疗效果不佳，故不考虑。选项E头孢菌素属于β-内酰胺类抗生素，对百日咳杆菌效果不确切，可排除。</p> <p>A. Erythromycin. Explanation: The patient is a 1-year-and-8-month-old male child. He exhibits coughing, paroxysmal spasmodic coughing accompanied by crowing echoes, which are typical symptoms of pertussis. At the onset of the disease, he had low-grade fever. Chest X-ray revealed interstitial changes, and laboratory tests showed increased white blood cells and lymphocytes in peripheral blood. Based on the child's clinical manifestations and laboratory results, the diagnosis should be pertussis. The pathogen of pertussis is Bordetella pertussis, a type of bacterium belonging to the genus Bordetella. It invades the respiratory mucosa, multiplies in ciliated epithelia, and produces toxins, leading to ciliary necrosis, mucosal inflammation, and other pathological changes, as well as triggering systemic reactions. The preferred anti-infective drug for pertussis is erythromycin, which can penetrate the respiratory mucosa to achieve an effective concentration and control the infection. Option B: Chloramphenicol's primary adverse effect is the suppression of bone marrow hematopoiesis, including reversible reductions in various blood cell types and irreversible aplastic anemia. Other adverse effects include gastrointestinal reactions and superinfections. Due to its infrequent clinical use, it is excluded. Option C: Amoxicillin is a penicillin-based antibiotic with uncertain efficacy against Bordetella pertussis, so it is not selected. Option D: Compound sulfamethoxazole is a sulfonamide antibiotic primarily used for urinary tract infections, intestinal infections, and acute exacerbations of adult chronic bronchitis caused by sensitive bacteria. Its efficacy against pertussis is poor, so it is not considered. Option E: Cephalosporins belong to the β-lactam class of antibiotics and have uncertain efficacy against Bordetella pertussis, making them a non-viable option.</p>	

*注：绿色字体代表回答的关键正确部分，红色字体代表回答明显出错的部分。
*Note: The green font represents the key correct part of response, while the red font indicates the part of response that is obviously incorrect.

Figure 9: Answers and explanation notes of an exemplar multi-choice question.

Question	Answer
<p>请将每一个问题和正确的答案进行匹配，只需要输出最终的匹配结果，严格按照以下python列表的格式输出：[['此处输出提供的问题','此处输出正确的答案'],['此处输出提供的问题','此处输出正确的答案']]。题目为：['新生儿常见的特殊生理状态之一是（ ）。','新生儿生理性黄疸的主要原因是（ ）。','早产儿的呼吸特点是（ ）。','早产儿的外观特点之一是（ ）。','足月儿的外观特点之一是（ ）。']。对应的答案组为['皮肤色红润，皮下脂肪丰满，毳毛少','足月新生儿生后3~5天出现乳腺肿大','皮肤发亮，水肿毳毛多','呼吸常不规则，甚至呼吸暂停','肝葡萄糖醛酸基转移酶活性低']</p> <p>(Match each question to the correct answer, just output the final match, in the exact format of the following python list: [['Output question provided here ',' output correct answer here '],['Output question provided here ',' output correct answer here ']]. The question is: ['One of the common special physiological states of newborns is.', 'The main cause of physiological jaundice in newborns is.', 'The respiratory characteristics of premature infants are.', 'One of the appearance characteristics of premature infants is.', 'One of the appearance characteristics of full-term infants is.'], and the corresponding answer group is: ['The skin is ruddy, the subcutaneous fat is plump, and the hair is less.', 'The breast enlargement occurs in full-term newborns 3-5 days after birth.', 'The skin is shiny, the edema is plump, and the hair is more.', 'The breathing is often irregular, even apnea.', 'The activity of hepatic glucuronyl transferase is low'])</p>	<p>['新生儿常见的特殊生理状态之一是（ ）。','足月新生儿生后3~5天出现乳腺肿大'], ['新生儿生理性黄疸的主要原因是（ ）。','肝葡萄糖醛酸基转移酶活性低'], ['早产儿的呼吸特点是（ ）。','呼吸常不规则，甚至呼吸暂停'], ['早产儿的外观特点之一是（ ）。','皮肤发亮，水肿毳毛多'], ['足月儿的外观特点之一是（ ）。','皮肤色红润，皮下脂肪丰满，毳毛少']]</p> <p>([['One of the common special physiological states of newborns is', 'the enlargement of the breast glands in full-term newborns 3-5 days after birth'], ['The main cause of physiological jaundice in newborns is', 'low activity of hepatic glucuronyltransferase'], ['The respiratory characteristics of premature infants are', 'often irregular breathing, even apnea'], ['One of the appearance characteristics of premature infants is', 'bright skin, edema, and many fine hairs'], ['One of the appearance characteristics of full-term infants is', 'ruddy skin, plump subcutaneous fat, and few fine hairs']])</p>
ChatGLM-3-6B	<p>['新生儿常见的特殊生理状态之一是（皮肤色红润，皮下脂肪丰满，毳毛少）','新生儿生理性黄疸的主要原因是（肝葡萄糖醛酸基转移酶活性低）'], ['早产儿的呼吸特点是（呼吸常不规则，甚至呼吸暂停）','早产儿的外观特点之一是（肝葡萄糖醛酸基转移酶活性低）'], ['足月儿的外观特点之一是（皮肤发亮，水肿毳毛多）','早产儿的呼吸特点是（呼吸常不规则，甚至呼吸暂停）'], ['足月儿的外观特点之一是（肝葡萄糖醛酸基转移酶活性低）']</p> <p>([['One of the common special physiological states of newborns is a ruddy skin, plump subcutaneous fat, and few fine hairs', 'The main cause of physiological jaundice in newborns is low activity of hepatic glucuronyl transferase'], ['The respiratory characteristics of premature infants are often irregular breathing, even apnea', 'One of the appearance characteristics of premature infants is low activity of hepatic glucuronyl transferase'], ['One of the appearance characteristics of full-term infants is bright skin, edema, and many fine hairs', 'The respiratory characteristics of premature infants are often irregular breathing, even apnea', 'One of the appearance characteristics of full-term infants is low activity of hepatic glucuronyl transferase']])</p>
InternLM-20B	<p>以下是您提供的问题和答案的匹配结果：</p> <pre> python [['新生儿常见的特殊生理状态之一是（ ）。','皮肤色红润，皮下脂肪丰满， 毳毛少'], ['新生儿生理性黄疸的主要原因是（ ）。','肝葡萄糖醛酸基转移酶活性低'], ['早产儿的呼吸特点是（ ）。','呼吸常不规则，甚至呼吸暂停'], ['早产儿的外观特点之一是（ ）。','皮肤发亮，水肿毳毛多'], ['足月儿的外观特点之一是（ ）。','足月新生儿生后3~5天出现乳腺肿大']] </pre> <p>注意，这里的匹配结果基于您提供的问题和答案，如果问题和答案之间存在任何错误或不一致，匹配结果可能会受到影响。</p> <p>Here are the matching results of your questions and answers:</p> <pre> python [['One of the common special physiological states of newborns is that their skin is ruddy, their subcutaneous fat is plump, and their hair is sparse', 'The main cause of physiological jaundice in newborns is low activity of hepatic glucuronyltransferase', 'The respiratory characteristics of premature infants are often irregular, even with episodes of apnea', 'One of the appearance characteristics of premature infants is that their skin is shiny, swollen, and covered with fine hair', 'One of the external features of full-term infants is that they will experience breast enlargement 3 to 5 days after birth']] </pre> <p>Please note that the matching results here are based on the questions and answers you provide. If there are any errors or inconsistencies between the questions and answers, the matching results may be affected.</p>
PULSE-20B	<p>['新生儿常见的特殊生理状态之一是（ ）。','皮肤色红润，皮下脂肪丰满，毳毛少'], ['新生儿生理性黄疸的主要原因是（ ）。','肝葡萄糖醛酸基转移酶活性低'], ['早产儿的呼吸特点是（ ）。','呼吸常不规则，甚至呼吸暂停'], ['早产儿的外观特点之一是（ ）。','皮肤发亮，水肿毳毛多'], ['足月儿的外观特点之一是（ ）。','足月新生儿生后3~5天出现乳腺肿大']</p> <p>([['One of the common special physiological states of newborns is', 'ruddy skin, plump subcutaneous fat, and few vellus hair'], ['The main cause of physiological jaundice in newborns is', 'low activity of hepatic glucuronyl transferase'], ['The respiratory characteristics of premature infants are', 'often irregular breathing, even apnea'], ['One of the appearance characteristics of premature infants is', 'bright skin, edema, and many vellus hair'], ['One of the appearance characteristics of full-term infants is', 'breast enlargement appears 3-5 days after birth in full-term newborns']])</p>
Mixtral-8x22B	<p>['新生儿常见的特殊生理状态之一是（ ）。','足月新生儿生后3~5天出现乳腺肿大'], ['新生儿生理性黄疸的主要原因是（ ）。','肝葡萄糖醛酸基转移酶活性低'], ['早产儿的呼吸特点是（ ）。','呼吸常不规则，甚至呼吸暂停'], ['早产儿的外观特点之一是（ ）。','皮肤发亮，水肿毳毛多'], ['足月儿的外观特点之一是（ ）。','皮肤色红润，皮下脂肪丰满，毳毛少']</p> <p>([['One of the common special physiological states of newborns is', 'mammary gland enlargement in full-term newborns 3-5 days after birth'], ['The main cause of physiological jaundice in newborns is', 'low activity of hepatic glucuronyltransferase'], ['The respiratory characteristics of premature infants are', 'often irregular breathing, even apnea'], ['One of the appearance characteristics of premature infants is', 'bright skin, edema, and many fine hairs'], ['One of the appearance characteristics of full-term infants is', 'ruddy skin, plump subcutaneous fat, and few fine hairs']])</p>
ERNIE-3.5	<p>['新生儿常见的特殊生理状态之一是（ ）。','足月新生儿生后3~5天出现乳腺肿大'], ['新生儿生理性黄疸的主要原因是（ ）。','肝葡萄糖醛酸基转移酶活性低'], ['早产儿的呼吸特点是（ ）。','呼吸常不规则，甚至呼吸暂停'], ['早产儿的外观特点之一是（ ）。','皮肤发亮，水肿毳毛多'], ['足月儿的外观特点之一是（ ）。','皮肤色红润，皮下脂肪丰满，毳毛少']</p> <p>([['One of the common special physiological states of newborns is (.)', 'Breast enlargement occurs 3-5 days after birth in full-term newborns'], ['The main reason for physiological jaundice in newborns is (.)', 'Low activity of liver glucuronyltransferase'], ['The respiratory characteristics of premature infants are (.)', 'Respiration is often irregular, even apnea'], ['One of the appearance characteristics of premature infants is (.)', 'Shiny skin, edema, and abundant lanugo'], ['One of the appearance characteristics of full-term infants is (.)', 'Ruddy skin color, plump subcutaneous fat, and less lanugo']])</p>

*注：绿色字体代表回答的关键正确部分，红色字体代表回答明显出错的部分。

*Note: The green font represents the key correct part of response, while the red font indicates the part of response that is obviously incorrect.

Figure 10: Answers and explanation notes of an exemplar pairing question.

Question	Answer
<p>儿童风湿性疾病的自身抗体检查有哪些？</p> <p>(What are the autoantibody tests for pediatric rheumatic diseases?)</p>	<p>儿童风湿性疾病的自身抗体检查有1. 抗核抗体(ANA)检测；2. 抗双链 DNA(dsDNA)抗体检测；3. 抗着丝点抗体(ACA)检测；4. 抗 ENA 抗体检测；5. 抗组蛋白抗体(AHA)检测；6. 抗核小体抗体检测；7. 抗磷脂抗体谱；8. 抗中性粒细胞胞浆抗体谱；9. 类风湿因子(RF)检测；10. 抗角蛋白抗体(AKA)检测；11. 抗核周因子(APF)抗体检测；12. 抗环瓜氨酸肽(CCP)抗体检测；13. 葡萄糖-6-磷酸异构酶(GPI)检测；14. 抗 C1q 抗体检测。</p> <p>(Autoantibody tests for pediatric rheumatic diseases include: 1. Antinuclear antibody (ANA) test; 2. Anti-double-stranded DNA (dsDNA) antibody test; 3. Anti-centromere antibody (ACA) test; 4. Anti-ENA antibody test; 5. Anti-histone antibody (AHA) test; 6. Anti-nucleosome antibody test; 7. Antiphospholipid antibody spectrum; 8. Anti-neutrophil cytoplasmic antibody spectrum; 9. Rheumatoid factor (RF) test; 10. Anti-keratin antibody (AKA) test; 11. Anti-perinuclear factor (APF) antibody test; 12. Anti-cyclic citrullinated peptide (CCP) antibody test; 13. Glucose-6-phosphate isomerase (GPI) test; 14. Anti-C1q antibody test.)</p>
Bianque-7B	<p>儿童风湿性疾病的自身抗体检查包括：</p> <ol style="list-style-type: none"> 1. 抗核抗体(ANA)和抗平滑肌抗体(RFA) 2. 抗中性粒细胞胞浆抗体(NSA) 3. 抗磷脂抗体(anti-cardiolipin) 4. 抗β2-微球蛋白抗体(β2-MG) 5. 抗β1-微球蛋白抗体(β1-MG) 6. 抗组蛋白抗体(anti-follicular unit extraction) 7. 抗单链肌酸激酶(CK) 8. 抗单链肌酸激酶同工酶(CK-MB) 9. 抗β2-微球蛋白抗体(β2-MG) 10. 抗单链肌酸激酶同工酶(CK-MB) <p>以上是常见的儿童风湿性疾病的自身抗体检查项目，具体需要根据医生的建议进行选择。</p> <p>The autoantibody tests for pediatric rheumatic diseases include:</p> <ol style="list-style-type: none"> 1. Antinuclear antibody (ANA) and anti-smooth muscle antibody (RFA) 2. Anti-neutrophil cytoplasmic antibody (NSA) 3. Anti-phospholipid antibody (anti-cardiolipin) 4. Anti-β2-microglobulin antibody (β2-MG) 5. Anti-β1-microglobulin antibody (β1-MG) 6. (Note: "Anti-histone antibody" is typically referred to as "AHA" rather than "anti-follicular unit extraction") 7. Anti-single-chain creatine kinase (CK) 8. Anti-single-chain creatine kinase isoenzyme (CK-MB) 9. (Note: This is a repeat of Anti-β2-microglobulin antibody (β2-MG) mentioned in item 4) 10. (Note: This is a repeat of Anti-single-chain creatine kinase isoenzyme (CK-MB) mentioned in item 8) <p>The above are common autoantibody tests for pediatric rheumatic diseases, and specific tests should be selected based on the doctor's recommendations.</p>
Qizhen-13B	<p>儿童风湿性疾病的自身抗体检查主要包括抗核抗体、类风湿因子、抗中性粒细胞胞浆抗体、抗心磷脂抗体、抗核周因子、抗组蛋白抗体、抗核抗原抗体等。</p> <p>(The autoantibody tests for pediatric rheumatic diseases mainly include antinuclear antibodies (ANA), rheumatoid factor (RF), anti-neutrophil cytoplasmic antibodies (ANCA), anti-cardiolipin antibodies, anti-perinuclear factor (APF), anti-histone antibodies, and anti-nuclear antigen antibodies, etc.)</p>
Mixtral-8x7B	<p>儿童风湿性疾病的自身抗体检查有：</p> <ol style="list-style-type: none"> 1. 反 Rheumatoid Factor (RF)：风湿因子是一种抗体，通常在多种自身免疫系统疾病中可检测到，包括 Still 综合征、系统性红斑狼疮和干燥综合征等。 2. 抗核抗体 (ANA)：ANA 是一种常见的自身抗体，可在 verschiedene Autoimmunerkrankungen wie systemischer Lupus erythematodes (SLE) und Sjögren-Syndrom gefunden werden. 3. 抗双链蛋白抗体 (dsDNA-AK)：dsDNA-AK ist ein spezifischer ANA-Subtyp und tritt hauptsächlich bei SLE auf. 4. 抗extractable nuclear antigen antibodies (ENA)：ENA-Antikörper sind eine Gruppe von Autoantikörpern, die gegen verschiedene Kernantigene gerichtet sind, wie Sm, RNP, SSA und SSB. Sie werden bei verschiedenen Autoimmunerkrankungen wie SLE, Sjögren-Syndrom und Mixed Connective Tissue Disease (MCTD) gefunden. 5. 抗ακ niczischeskih citrullinated peptide antibodies (ACPA)：ACPA wird bei rheumatoider Arthritis (RA) gefunden und ist spezifisch für diese Erkrankung. 6. 抗Jo-1抗体：Jo-1-Antikörper werden bei einer Untergruppe von Autoimmunerkrankungen gefunden, die als polymyositis und dermatomyositis bekannt sind. 7. 抗Scl-70抗体：Scl-70-Antikörper werden hauptsächlich bei Sklerodermie gefunden. <p>Diese Selbstantikörper können bei der Diagnose von Autoimmunerkrankungen bei Kindern hilfreich sein, obwohl sie nicht immer spezifisch für eine bestimmte Erkrankung sind und andere diagnostische Tests und klinische Bewertungen erforderlich sein können.</p>
PULSE-20B	<p>儿童风湿性疾病的自身抗体检查包括：</p> <ol style="list-style-type: none"> 1. 抗核抗体 (ANA)：是一种自身抗体，可以检测到多种自身免疫性疾病，包括风湿性关节炎、系统性红斑狼疮等。 2. 抗双链DNA抗体 (ds-DNA)：是一种自身抗体，可以检测到系统性红斑狼疮等自身免疫性疾病。 3. 抗Sm抗体：是一种自身抗体，可以检测到系统性红斑狼疮等自身免疫性疾病。 4. 抗SSA抗体：是一种自身抗体，可以检测到干燥综合征等自身免疫性疾病。 5. 抗SSB抗体：是一种自身抗体，可以检测到干燥综合征等自身免疫性疾病。 <p>这些自身抗体检查可以帮助医生诊断儿童风湿性疾病的类型和严重程度，并制定相应的治疗方案。</p> <p>(The autoantibody tests for pediatric rheumatic diseases include:</p> <ol style="list-style-type: none"> 1. Antinuclear antibody (ANA): It is an autoantibody that can detect multiple autoimmune diseases, including rheumatoid arthritis, systemic lupus erythematosus, etc. 2. Anti-double-stranded DNA antibody (ds-DNA): It is an autoantibody that can detect autoimmune diseases such as systemic lupus erythematosus. 3. Anti-Sm antibody: It is an autoantibody that can detect autoimmune diseases such as systemic lupus erythematosus. 4. Anti-SSA antibody: It is an autoantibody that can detect autoimmune diseases such as Sjögren's syndrome. 5. Anti-SSB antibody: It is an autoantibody that can detect autoimmune diseases such as Sjögren's syndrome. <p>These autoantibody tests can help doctors diagnose the type and severity of pediatric rheumatic diseases and formulate corresponding treatment plans.)</p>

Figure 11: Answers and explanation notes of an exemplar essay/short-answer question.

Question	Answer
<p>男婴，第一胎第一产，孕 40 周，3 天龄，生后 18 小时发现黄疸，并进行性加重。反应，吃奶好，生后 12 小时解胎便，目前大便已转黄色。查体：反应好，皮肤、巩膜重度黄疸，心肺体检未见异常，腹平软，肝肋下 3cm，脐带无渗液。查血胆红素 342μmol/L，直接胆红素 18μmol/L，血红蛋白 135g/L。血型为“A”，其母为“O”，抗体释放试验阳性。问题：</p> <p>一、该患儿最可能的诊断是什么。</p> <p>二、该病的病因是什么？</p> <p>三、简述该病的治疗方法。</p> <p>(Male infant, first pregnancy and first delivery, 40 weeks gestation, 3 days old. Jaundice was found 18 hours after birth and progressively worsened. The infant has a good response and appetite for breastfeeding. Meconium passed 12 hours after birth, and the stool has turned yellow. Physical examination: good response, severe jaundice of skin and sclera, no abnormality in heart and lung examination, abdomen is flat and soft, liver palpable 3cm below the rib cage, no exudate from the umbilical cord. Blood test results: bilirubin 342μmol/L, direct bilirubin 18μmol/L, hemoglobin 135g/L. The blood type of the infant is "A" and the mother's is "O". Antibody release test is positive. Questions:</p> <p>What is the most likely diagnosis for this infant?</p> <p>What is the cause of this disease?</p> <p>Briefly describe the treatment methods for this disease.)</p>	<p>一、该患儿诊断为新生儿 ABO 溶血症。</p> <p>二、病因为由父亲遗传而母亲所不具有的显性胎儿红细胞血型抗原通过胎盘进入母体，刺激母体产生相应的血型抗体并通过胎盘进入胎儿血循环，与致敏红细胞结合发生溶血。</p> <p>三、治疗方法包括：①光照疗法，降低血清未结合胆红素；②药物治疗如供给白蛋白、纠正酸中毒、肝酶诱导剂；③换血疗法；④其他治疗：防止低血糖、低体温，纠正贫血，缺氧等。</p> <p>(1.The diagnosis for this infant is ABO hemolytic disease of the newborn. 2.The cause of this disease is that the dominant fetal red blood cell blood group antigen, which is inherited from the father but not possessed by the mother, enters the mother's body through the placenta, stimulating the mother to produce corresponding blood group antibodies. These antibodies then enter the fetal blood circulation through the placenta, binding with sensitized red blood cells and causing hemolysis. 3.The treatment methods include: ① Phototherapy to reduce unbound bilirubin in the serum; ② Medication such as albumin supplementation, acidosis correction, and liver enzyme inducers; ③ Blood exchange therapy; ④ Other treatments: prevention of hypoglycemia, hypothermia, correction of anemia, hypoxia, etc.)</p>
Qizhen-13B	<p>该患儿最可能的诊断是新生儿溶血病，病因是母婴血型不合引起的同族免疫性溶血，治疗方法是光照疗法、药物治疗、换血疗法等。</p> <p>新生儿溶血病是由于母婴血型不合引起的同族免疫性溶血，临床上以ABO血型不合最常见，Rh血型不合较少见。患儿生后可出现黄疸、贫血、肝脾肿大等症状。本病的治疗方法有光照疗法、药物治疗、换血疗法等。</p> <p>1.光照疗法：当血清胆红素水平为151～342μmol/L时，可选择光疗。当血清胆红素水平超过342μmol/L时，禁忌光疗。</p> <p>2.药物治疗：静脉注射促红细胞生成素可促进红细胞增殖，纠正贫血。肝酶诱导剂可减轻肝脏负担。</p> <p>3.换血疗法：当血清胆红素水平超过342μmol/L时，可进行换血疗法。</p> <p>The most likely diagnosis for this infant is hemolytic disease of the newborn, which is caused by the incompatible blood types between the mother and the infant leading to isoimmune hemolysis. The treatment methods include phototherapy, medication, and blood exchange therapy.</p> <p>Neonatal hemolytic disease is caused by incompatible blood types between the mother and the infant, leading to isoimmune hemolysis. ABO blood type incompatibility is the most common clinically, while Rh blood type incompatibility is less common. Infants may experience symptoms such as jaundice, anemia, hepatomegaly, and splenomegaly after birth. The treatment methods for this disease include phototherapy, medication, and blood exchange therapy.</p> <p>1. Phototherapy: Phototherapy can be selected when the serum bilirubin level is between 151 and 342 μmol/L. However, phototherapy is contraindicated when the serum bilirubin level exceeds 342 μmol/L. 2. Medication: Intravenous injection of erythropoietin can promote red blood cell proliferation and correct anemia. Liver enzyme inducers can reduce the burden on the liver. 3. Blood exchange therapy: Blood exchange therapy can be performed when the serum bilirubin level exceeds 342 μmol/L.</p>
Bianque(7B)	<p>1. 最可能的诊断是新生儿肝炎综合征。该病是由于新生儿肝脏功能未完全发育，导致胆汁不能正常排出，而引起黄疸。病因可能是病毒感染、细菌感染、遗传代谢性疾病等。</p> <p>2. 病因可能是病毒感染、细菌感染、遗传代谢性疾病等。</p> <p>3. 治疗方法包括药物治疗、营养支持等。具体治疗方案需要根据患儿的具体情况而定。</p> <p>以上是一些可能的诊断和治疗方法，具体治疗方案需要根据患儿的具体情况而定。建议您尽快就医，由专业医生进行诊断和治疗。</p> <p>1. The most probable diagnosis is neonatal hepatitis syndrome. This condition is caused by the incomplete development of the liver function in newborns, resulting in the inability of bile to be discharged normally, thus leading to jaundice. The causes may include viral infection, bacterial infection, inherited metabolic diseases, etc. 2. The potential causes may include viral infection, bacterial infection, inherited metabolic diseases, etc. 3. The treatment methods include medication and nutritional support. The specific treatment plan needs to be determined based on the specific condition of the infant. The above are some possible diagnoses and treatment methods, but the specific treatment plan needs to be tailored to the infant's specific condition. It is recommended that you seek medical attention as soon as possible and allow a professional doctor to conduct the diagnosis and treatment.</p>
Baichuan2-13B-chat	<p>一、最可能的诊断是新生儿病理性黄疸（母乳性黄疸）。</p> <p>二、病因是胎儿期母亲与胎儿血液通过胎盘接触，使胎儿产生对抗母亲抗体的免疫应答，导致出生后新生儿与母乳中抗体结合，阻塞胆红素代谢，引起黄疸。</p> <p>三、治疗方法是暂停母乳喂养，改用其他配方奶粉喂养，降低母乳中抗体浓度，促进黄疸消退；同时观察患儿黄疸变化和肝功能恢复情况。</p> <p>1. The most likely diagnosis is neonatal pathological jaundice (breast milk jaundice).</p> <p>2. The cause is the contact between the mother's and fetus's blood through the placenta during the fetal period, which prompts the fetus to produce an immune response against the mother's antibodies. This results in the newborn's antibodies binding with those in breast milk after birth, blocking bilirubin metabolism and causing jaundice. 3. The treatment method involves suspending breastfeeding and switching to other formula milk to reduce the concentration of antibodies in breast milk and promote the regression of jaundice. At the same time, the changes in jaundice and the recovery of liver function in the infant should be observed.</p>
Qwen-MAX	<p>一、该患儿最可能的诊断是新生儿溶血病。</p> <p>二、该病的病因是母婴血型不合导致的免疫性溶血，本例中母亲为O型血，婴儿为A型血，母体产生抗A抗体，通过胎盘进入胎儿血液循环，破坏胎儿红细胞。</p> <p>三、该病的治疗方法主要包括：1. 光疗：使用蓝光照射降低血液中的胆红素水平；2. 换血疗法：严重溶血时，置换血液以减少胆红素含量和抗体；3. 对症支持治疗：如补液、维持电解质平衡；4. 预防感染：注意消毒隔离，必要时使用抗生素。</p> <p>1. The most likely diagnosis for this infant is neonatal hemolytic disease.</p> <p>2. The etiology of this disease is immune hemolysis caused by incompatibility between the blood types of the mother and the infant. In this case, the mother has type O blood, while the infant has type A blood. The mother's body produces anti-A antibodies, which enter the fetal bloodstream through the placenta and destroy fetal red blood cells.</p> <p>3. The treatment options for this disease primarily include: Phototherapy: Using blue light irradiation to reduce bilirubin levels in the blood. Exchange transfusion: In cases of severe hemolysis, blood is replaced to reduce bilirubin levels and antibodies. Symptomatic and supportive treatment: Such as fluid replacement and maintaining electrolyte balance. Prevention of infection: Paying attention to disinfection and isolation, and administering antibiotics when necessary.</p>

*注：绿色字体代表回答的关键正确部分，红色字体代表回答明显出错的部分。
*Note: The green font represents the key correct part of response, while the red font indicates the part of response that is obviously incorrect.

Figure 12: Answers and explanation notes of an exemplar case analysis question.