

AIDE: Task-Specific Fine Tuning with Atttribute Guided Multi-Hop Data Expansion

Jiayu Li^{1,3,*}, Xuan Zhu², Fang Liu², Yanjun Qi^{2,3}

¹Syracuse University, ²AWS Bedrock Science

³Correspondence: jli221@data.syr.edu, yanjunqi@amazon.com

Abstract

Fine-tuning large language models (LLMs) for specific tasks requires high-quality, diverse training data relevant to the task. Recent research has leveraged LLMs to synthesize training data, but existing approaches either depend on large seed datasets or struggle to ensure both task relevance and data diversity in the generated outputs. To address these challenges, we propose AIDE, a novel data synthesis framework that uses a multi-hop process to expand 10 seed data points while ensuring diversity and task relevance. AIDE extracts the main topic and key knowledge attributes from the seed data to guide the synthesis process. In each subsequent hop, it extracts the topic and attributes from the newly generated data and continues guided synthesis. This process repeats for a total of K hops. To prevent irrelevant data generation as the hop depth increases, AIDE incorporates a residual connection mechanism and uses self-reflection to improve data quality. Our empirical results demonstrate that fine-tuning Mistral-7B, Llama-3.1-8B and Llama-3.2-3B with AIDE achieves more than 10% accuracy improvements over the base models across 13 tasks from 5 different benchmarks, while outperforming the models fine-tuned with state-of-the-art data synthesis methods like Evol-Instruct, DataTune and Prompt2Model.

1 Introduction

Fine-tuning with task-specific training data is essential because it allows a pre-trained model to adapt and optimize for a specific task, resulting in better performance in that domain. However, task-specific data is insufficient or unavailable for many use cases, and manually curating the data is labor intensive (Gandhi et al., 2024).

To overcome the limitation, an approach from (Wei et al., 2022; Xu et al., 2022) samples task-specific training data from public NLP

datasets, but the sampling often covers limited information. Another category of recent methods leverages the capabilities of LLMs to automatically generate large-scale synthetic data, enabling the training of advanced models in specific task domains. For example, Prompt2Model (Viswanathan et al., 2023) and DataTune (Gandhi et al., 2024) rely on several candidate datasets to synthesize task-specific data for fine-tuning LLMs. However, the methods either require a large set of seed data ready for rewriting or their synthetic data suffer from task relevance and diversity issues since the methods do not enforce sufficient control over the synthesis process.

To address these challenges, we propose **AIDE** (Attribute guided multi-hop Data Expansion), a novel data synthesis framework that generates abundant training data from a small set of seed inputs. Our framework focuses on ensuring that the synthetic data maintains high task relevance, data diversity, and quality for the specific given tasks. AIDE uses LLMs as key players via a multi-hop synthesis process. Each hop in AIDE begins by extracting the main topic and important knowledge attributes from a seed sample using a LLM. This builds up knowledge triplets and then AIDE traverse a triplet consisting of the topic, a relationship, and an attribute to synthesize new data points. In the next hop, each newly generated data point becomes a seed, and the process repeats until reaching a depth of K hops. This multi-hop mechanism allows for recursive data synthesis along all paths of a process tree, enabling the generation of large-volume data from just a few seeds. Extracted attributes act as control nodes in the multi-hop tree, ensuring the generated data points remain relevant to the target task. We also introduce personas as new key attributes, enhancing the generation of diverse data. As the depth of the recursive synthesis increases, the relevance of the synthetic data may diminish. To address this, we propose a resid-

*Work was done during an internship at Amazon Web Services.

ual connection mechanism to reduce irrelevance. In addition, we adapt self-reflection techniques to ensure the correctness of synthetic data, thus improving the quality of generated samples. Figure 1 illustrates the workflow of AIDE.

To validate AIDE, we select three base models (Mistral-7B, Llama-3.1-8B and Llama-3.2-3B). We evaluate the performance of the base models fine-tuned with synthetic data from AIDE. We compare the results to the performance of the base models, as well as to the performance of the models fine-tuned with human-curated (gold) data and synthetic data from state-of-the-art (SOTA) data synthesis methods. Our evaluations cover diverse tasks from well-known benchmarks, including BIG-Bench (bench authors, 2023), MMLU (Hendrycks et al., 2021), ARC-Challenge (Clark et al., 2018), GSM8K (Cobbe et al., 2021), and TruthfulQA (Lin et al., 2022). For comparison, we include SOTA data synthesis methods such as Evol-Instruct (Xu et al., 2024), DataTune (Gandhi et al., 2024), and Prompt2Model (Viswanathan et al., 2023). In summary, our main contributions are as follows:

- We introduce AIDE, a novel data synthesis framework that has a multi-hop synthesis, guided by attributes and personas, to generate abundant, task-relevant, diverse, and high-quality data from only a few of seed inputs.
- We design a residual connection mechanism to mitigate the irrelevance as the depth of hop increases during the multi-hop synthesis.
- In zero-shot prompting, Mistral-7B fine-tuned with synthetic data from AIDE achieves average improvements of over 20%, 3% and 17% across tasks, compared to the base Mistral-7B, as well as Mistral-7B fine-tuned with gold training data and SOTA data synthesis methods. Additionally, AIDE enhances the performance of Llama-3.1-8B and Llama-3.2-3B, delivering average improvements of about 16% and 15% across tasks, respectively.

2 Related Work

Data synthesis for fine-tuning LLMs targets two primary problems. The first is open-domain generation, which synthesizes data across a wide range of topics and complexity levels. The second is task-specific generation, where synthetic data is tailored to a particular task. One can use the synthetic data in fine-tuning LLMs through techniques,

such as instruction tuning, preference tuning, and their variations. This paper focuses on synthesizing training data for instruction tuning to enhance the performance of LLMs for specific tasks.

Data Synthesis for Instruction Tuning in Open Domains. OpenAI has utilized human annotators to develop diverse instruction-response datasets for training InstructGPT (Ouyang et al., 2022). Similarly, Alpaca (Taori et al., 2023) and Vicuna (Chiang et al., 2023) explore open-domain instruction tuning using the Llama model. Evol-Instruct (Xu et al., 2024) offers fine control over instruction complexity, while Tree-Instruct (Zhao et al., 2024c) underscores the significance of complexity in LLM alignment. CodeCLM (Wang et al., 2024) adapts instructions for various tasks. However, these methods lack domain specificity, often introducing irrelevant data. For instance, mixing medical and coding data can negatively impact the fine-tuning process for medical question-answering tasks.

Data Synthesis for Instruction Tuning in Task-specific Domains. Recent research has focused on generating diverse and relevant datasets through data synthesis. For example, ZeroGen (Ye et al., 2022a) synthesizes data from task-specific prompts, though challenges arise in domains like multiple-choice, where the label set can be infinite. Methods such as DataTune (Gandhi et al., 2024) and Prompt2Model (Viswanathan et al., 2023) transform existing datasets based on task descriptions, but they rely on large pre-existing collections. Approaches like Self-Guide (Zhao et al., 2024a) and ProGen (Ye et al., 2022b), which use limited examples for guiding synthesis, lack sufficient diversity in the generated data.

Our approach AIDE differs from related methods as follows: For each data point, AIDE extracts a topic, attributes, and their relationships in the form of knowledge triplets. These triplets then guide the generation of synthetic data relevant to a specific task. AIDE also has a residual connection mechanism to maintain the relevance of synthetic data as synthesis depth increases. Additionally, AIDE introduces personas to expand attributes, and uses a self-reflection technique to improve diversity and quality of the synthetic task-specific data.

3 Proposed Method: Attribute Guided Multi-Hop Data Expansion

In the section, we discuss the details of AIDE. We define the seed data in a specific task as $D_{\text{seed}} = \{(X_i, Y_i)\}_{i=1}^n$ where n is the number of data points

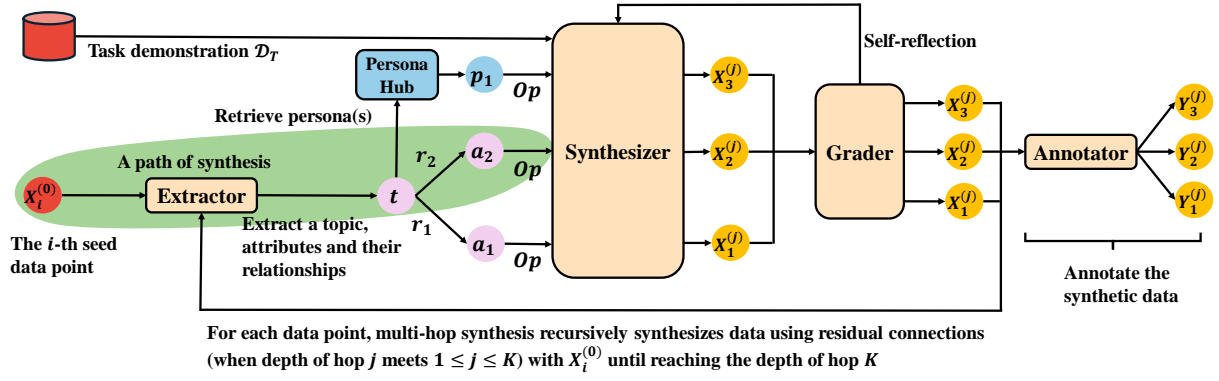


Figure 1: Overview of the workflow of AIDE. $X_i^{(0)}$ denotes the i -th task-related seed data point. AIDE includes four steps. (1) a LLM extractor extracts a topic t , knowledge attributes a_1 and a_2 with relationships r_1 and r_2 of a data point. (2) During the multi-hop synthesis at the depth of hop j , a LLM acts as a synthesizer with task demonstrations \mathcal{D}_T to generate data $X_1^{(j)}$, $X_2^{(j)}$ and $X_3^{(j)}$ along paths of synthesis with a predefined operation Op (i.e., adding constraints). (3) To enhance the diversity of synthesis, we expand attributes by retrieving a persona p_1 from a persona hub with t . (4) A LLM grader with self-reflection ensures the quality of synthetic data. Finally, a LLM as an annotator generates the label of synthetic data. We describe the technical details of AIDE in Section 3.

in D_{seed} , X_i is the i -th question and Y_i is the corresponding answer to X_i . We aim to automatically synthesize abundant data within the specific domain by expanding D_{seed} into $D = \{(X_i, Y_i)\}_{i=1}^m$, where $n \ll m$ and m is the size of synthetic dataset. We use the synthetic dataset to fine-tune a model, improving its performance in the specific domain.

3.1 Multi-Hop Synthesis

To synthesize abundant data, we propose a multi-hop synthesis approach, with an example illustrated in Figure 2. The Figure demonstrate the multi-hop synthesis process, which the seed data $X_i^{(0)}$ is used to synthesize its 1-hop neighbors $X_1^{(1)}$ and $X_2^{(1)}$ during the 1-hop synthesis. Similarly, each 1-hop neighbor can be applied to generate 2-hop neighbors of $X_i^{(0)}$. For each input data $X_i^{(0)}$ where $1 \leq i \leq n$, we recursively synthesis data using the same pattern until reaching the depth of K .

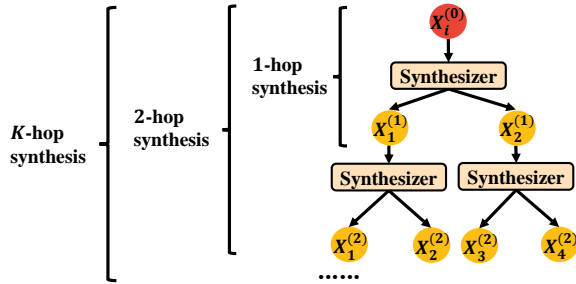


Figure 2: Multi-hop synthesis with the depth of hop K use a seed data point to synthesize new data points. The data points with yellow color represent synthetic data while we use red color to denote a seed data point.

Definition 3.1 (Multi-hop synthesis). *Given a seed data point $X_i^{(0)}$ where $1 \leq i \leq n$, multi-hop synthesis involves recursively generating data from $X_i^{(0)}$ until reaching depth K . At depth K , m_K denotes the number of K -hop neighbors $X^{(K)}$ of $X_i^{(0)}$, where $X^{(K)} = \{X_1^{(K)}, X_2^{(K)}, \dots, X_{m_K}^{(K)}\}$. Each $X_i^{(K)}$ for $1 \leq i \leq m_K$ is a synthetic data point. The total size of synthetic data after multi-hop synthesis is $m = n(m_1 + m_2 + \dots + m_K)$, where m_1 , m_2 and m_K correspond to the number of synthetic data at the depth 1, 2, K , respectively.*

Figure 3 illustrates an example of unfolded multi-hop synthesis. In this example, we set $K = 2$. $X_i^{(0)}$ is one of the seed data point and $X^{(1)} = \{X_1^{(1)}, X_2^{(1)}, \dots, X_{m_1}^{(1)}\}$ represents synthetic data from 1-hop synthesis while $X^{(2)} = \{X_1^{(2)}, X_2^{(2)}, \dots, X_{m_2}^{(2)}\}$ represents synthetic data from 2-hop synthesis. r is the relation between a topic t and a knowledge attribute a . The predefined operation Op is an abbreviation for operation. The green area highlights a synthesis path that illustrates the relevance between two data points. The orange area shows a path to synthesize data with diversity and relevance. We zoom in one of the branches related to $X_3^{(1)}$ in 2-hop synthesis. Table 1 demonstrates an example of the synthesis.

3.2 Multi-Hop Synthesis Guided by Attributes and Persona

During the multi-hop synthesis, we need to ensure the generated data remains relevant to the seed data within the specific task domain. One approach is to

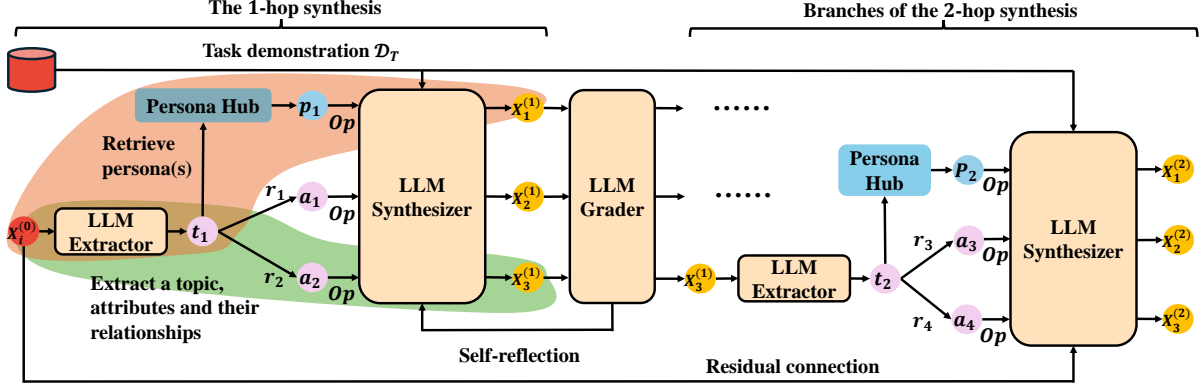


Figure 3: An example of unfolded multi-hop synthesis when $K = 2$.

Variables	Content
$X_i^{(0)}$	Generate a list of ten items a person might need for a camping trip.
Task demonstration \mathcal{D}_T	What are the packages people need to prepare for a bike ride through parks or countryside?
$\langle t_1, r_1, a_1 \rangle$	$\langle \text{Outdoor activities, Involves, Camping} \rangle$
$\langle t_1, r_2, a_2 \rangle$	$\langle \text{Outdoor activities, Needs, Camping gears} \rangle$
Persona p_1	An adventurous senior citizen who can recall some related experiences of living in high elevation.
Predefined operation Op	Adding constraint
$X_1^{(1)}$	What are the top essential items recommended by a survival expert for a successful camping trip in harsh weather conditions?
$X_2^{(1)}$	Generate a list of ten essential items required for a multi-day camping expedition, ensuring that the list includes both shelter and food.
$X_3^{(1)}$	Generate a list of ten essential items a person might need for a camping trip, ensuring each item is crucial for outdoor activities and aligns with basic camping gear requirements.

Table 1: The 1-hop synthesis in Figure 3 uses an input data point $X_i^{(0)}$ to generate a representation of the data point $\mathcal{A}_i^{(0)}$ with triplets $\langle t_1, r_1, a_1 \rangle$ and $\langle t_1, r_2, a_2 \rangle$. We retrieve the persona P_1 according to t_1 . Through the triplets, task demonstrations \mathcal{D}_T , the persona p_1 and the predefined operation Op , we synthesize $X_1^{(1)}$, $X_2^{(1)}$ and $X_3^{(1)}$ by combining $X_i^{(0)}$ with its corresponding task category and related examples.

use operations as paths in the multi-hop synthesis to create data by rewriting the previous data. However, manually enumerating all possible paths is infeasible, limiting the volume of synthetic data. Furthermore, introducing operations without controlling content along the paths can lead to irrelevant data. To address this, we propose a multi-hop synthesis method guided by attributes and personas, introduced in Sections 3.2.1 and 3.2.2, which enhances data diversity while maintaining relevance to the task-related seed data.

3.2.1 Multi-Hop Synthesis Guided by Attributes for Relevance

For a given seed data point, we can extract its main topic, related attributes, and their relationships. Using in-context learning (ICL) (Wen et al., 2024; Melnyk et al., 2022; Jin et al., 2023), a LLM can represent a data point $X_i^{(K)}$ as $\mathcal{A}_i^{(K)} = \{ \langle t, r, a \rangle_i^{(K)} | r \in R; t, a \in E \}$, where t , r and a represent the topic, relations and attributes, respectively. R is the set of relations while E contains the topic and attributes. The process of extracting

the $\mathcal{A}_i^{(K)}$ for the i -th data $X_i^{(K)}$ is as follows,

$$\mathcal{A}_i^{(K)} = \text{LLM}(X_i^{(K)}). \quad (1)$$

We show the prompt of extracting $\mathcal{A}_i^{(K)}$ from $X_i^{(K)}$ in Appendix B. Using $X_i^{(K-1)}$ and a triplet $\langle t, r, a \rangle_i^{(K-1)}$ from $\mathcal{A}_i^{(K-1)}$ based on Eq. (1), a LLM synthesizes $X_i^{(K)}$ with task demonstrations \mathcal{D}_T . The task demonstrations \mathcal{D}_T includes task-related examples to guide the process of synthesis. To improve data complexity, we apply operations Op (i.e., adding constraints, reasoning, and concreteness) during synthesis to enhance the quality of synthetic data (Xu et al., 2024). This process is summarized as:

$$X_i^{(K)} = \text{LLM}(X_i^{(K-1)}, \langle t, r, a \rangle_i^{(K-1)}, Op, \mathcal{D}_T). \quad (2)$$

Prompts for the synthesis process are shown in Appendix C. A multi-hop synthesis example is demonstrated in Figure 3 in Appendix ?? and Table 1.

3.2.2 Multi-Hop Synthesis Guided by Personas for Diversity

Song et al. (2024) shows that fine-tuning LLMs with diverse data improves performance. However, generating diverse data at scale by LLMs requires varied prompts (Chan et al., 2024). To address this, we leverage Persona Hub (Chan et al., 2024) to enhance synthetic data diversity. For each data point, we retrieve the top- P personas by using cosine similarity between its topic embedding and personas embeddings. The retrieved personas $p_i \in P$ guide multi-hop synthesis paths. Given a persona p_i , a data point $X_i^{(K-1)}$, task demonstrations \mathcal{D}_T , and a predefined operation Op , we synthesize $X_i^{(K)}$ as,

$$X_i^{(K)} = \text{LLM}(X_i^{(K-1)}, t, p_i, Op, \mathcal{D}_T). \quad (3)$$

Prompts for persona-guided synthesis are shown in Appendix D. Combining multi-hop synthesis with attributes and personas increases the volume of diverse, task-relevant synthetic data.

3.3 Residual Connection Mechanism

Multi-hop synthesis guided by attributes and personas generates diverse, relevant data, but relevance decreases as hop depth K increases. For instance, synthesizing 10-hop neighbors introduces unrelated themes (Figure 14 in Appendix E). To address this drift from the original input at deeper synthesis depths, we introduce a residual connection between the input data and its $(K - 1)$ -hop neighbors when K exceeds a threshold L , as represented below,

$$X_i^{(K)} = \begin{cases} \text{LLM}(X_i^{(K-1)}, \langle t, r, a \rangle_i^{(K-1)}, Op, \mathcal{D}_T), & K < L \\ \text{LLM}(X_i^{(K-1)}, \langle t, r, a \rangle_i^{(K-1)}, Op, \mathcal{D}_T, X_i^{(0)}), & K \geq L \end{cases}$$

Figure 15 in Appendix F demonstrates a 10-hop synthesis using residual connections. Compared to the irrelevant content in the 10-hop neighbor of Figure 14, the 10-hop neighbor in Figure 15 remains focused on the relevant topic.

3.4 Self-Reflection for Quality Improvement

To ensure the correctness, relevance, and diversity of synthetic data, we adapt the self-reflection technique (Madaan et al., 2023; Pan et al., 2024) after synthesis (Figure 1). A LLM grades synthetic data $X_i^{(K)}$ on these aspects, providing a score (from 1 to 10) and feedback. Data exceeding a score threshold (i.e., threshold equal to 5) is added to the dataset; otherwise, it undergoes limited re-synthesis iterations. A LLM annotator then labels the data, with self-reflection ensuring labeling correctness. Related prompts are shown in Appendix G.

4 Experiment

In this section, we evaluate AIDE to answer the following research questions (RQs):

- **(RQ1)** Can AIDE improve base models’ performance through fine-tuning?
- **(RQ2)** How does AIDE affect base models’ performance under different settings?
- **(RQ3)** Does the data from AIDE maintain relevance, diversity and complexity?

4.1 Experiment Setup

Datasets. We evaluate all methods on 5 tasks from BIG-Bench, 5 tasks from MMLU, ARC-Challenge, GSM8K, and TruthfulQA. We show the data statistics about the selected tasks in Table 4. Details of the benchmarks are provided in Appendix A.

Baselines. We use pretrained Mistral-7B, Llama-3.1-8B, and Llama-3.2-3B as baselines for comparison with the models fine-tuned using synthetic data from AIDE. We also compare AIDE with SOTA synthesis methods (Evol-Instruct, DataTune, and Prompt2Model) by fine-tuning Mistral-7B. When human-generated (gold) data is available, it serves as another baseline. A fine-tuned Mistral-7B using 250K synthetic data from Evol-Instruct¹ is utilized as Mistral-7B with Evol-Instruct.

Metrics. We evaluated all models using zero-shot accuracy as the primary metric on the benchmarks. For GSM8K, we report the average 8-shot performance using maj@8, using prompts from (Wang et al., 2023). Avg. $\Delta(\uparrow)$ denotes average improvements of models compared to the base models.

Data Synthesis Setup. We configure SOTA data synthesis methods using their default settings. Since BIG-Bench lacks a training set, we sample 10 task-related seed data points per task from Hugging Face datasets to generate synthetic data. Similarly, for other benchmarks, we sample 10 seed data points per task from their respective training sets to produce synthetic data. In AIDE, we set the hop depth to $K = 2$ and employ Claude Sonnet 3.5 as the LLM extractor, synthesizer, grader and annotator. The LLM extracts $\mathcal{A}^{(K)}$ for each data point $X_i^{(K)}$, comprising 3 triplets, each consisting of 1 topic and 1 relevant attributes. Each triplet in $\mathcal{A}^{(K)}$ is followed by 3 operations: concretizing, adding constraint and adding reasoning.

¹<https://huggingface.co/dreamgen/WizardLM-2-7B>

Base Model	Fine-tuning with Data Source	MMLU					ARC-Challenge	GSM8K	TruthfulQA	Avg.	Avg. Δ (\uparrow)
		Bio.	CS	Phi.	EE	Market.					
Mistral-7B	AIDE (Ours)	75.5%	57.0%	72.2%	60.7%	89.3%	74.7%	59.1%	69.2%	69.7%	23.4%
	Evol-Instruct	47.1%	52.3%	68.9%	41.4%	76.1%	43.3%	60.9%	24.5%	51.8%	5.5%
	Gold training data	73.2%	56.0%	71.1%	60.0%	85.9%	79.4%	53.4%	49.9%	66.1%	19.8%
	Base Model	64.5%	21.0%	65.6%	35.1%	73.9%	47.5%	51.7%	11.0%	46.3%	NA
Llama-3.1-8B	AIDE (Ours)	74.2%	47.0%	63.0%	49.7%	82.1%	69.8%	65.8%	69.2%	65.1%	10.8%
	Base Model	54.8%	43.0%	56.0%	49.0%	67.1%	66.8%	63.7%	33.9%	54.3%	NA
Llama-3.2-3B	AIDE (Ours)	58.7%	43.4%	56.6%	54.5%	71.4%	56.8%	45.1%	67.6%	56.8%	10.8%
	Base Model	53.9%	41.2%	49.2%	49.0%	60.7%	54.3%	37.2%	22.4%	46.0%	NA

Table 2: We compare the performance of different zero-shot learning methods across 5 tasks from MMLU, ARC-Challenge, GSM8K (8-shot with maj@8) and TruthfulQA. We categorize each method by its base model and data source. We highlight the **best** and **runner-up** performance. The Avg. shows the average performance across all benchmarks. For GSM8K, we use 3.2K gold training data to fine-tune the models, which matches the amount of synthetic data from AIDE. In contrast, Evol-Instruct uses 250K synthetic data to fine-tune Mistral-7B. We obtain the results using the same parameter settings, without performing hyperparameters tuning. NA indicates that there is no difference between the base model and itself.

Base Model	Fine-tuning with Data Source	BIG-Bench					Avg.
		Code	C&E	Impl.	Math	Time	
Mistral-7B	AIDE (Ours)	91.7%	99.2%	67.9%	21.0%	90.3%	74.2%
	Prompt2Model	84.5%	41.2%	48.0%	4.7%	2.0%	36.1%
	DataTune	73.4%	33.8%	44.0%	8.1%	16.9%	35.2%
	Evol-Instruct	73.3%	73.2%	65.1%	14.1%	45.2%	54.2%
	Base Model	46.7%	47.7%	61.1%	11.6%	1.4%	33.7%
Llama-3.1-8B	AIDE (Ours)	85.0%	98.7%	51.6%	27.7%	87.1%	70.0%
	Base Model	63.3%	74.5%	47.8%	21.3%	21.4%	45.6%
Llama-3.2-3B	AIDE (Ours)	81.7%	86.3%	50.0%	24.2%	40.8%	56.6%
	Base Model	38.3%	32.7%	42.0%	20.2%	17.3%	30.1%

Table 3: We compare the performance of different zero-shot learning methods across 5 tasks from BIG-Bench. The table setup is similar to that of Table 2.

To further diversify attributes, we retrieve the top-5 related personas for each topic. In Table 4, we demonstrate the amount of seed data used and the quantity of data synthesized in AIDE. Specifically, using $K = 2$ and 10 seed data points for each task, AIDE generates approximately 3K new data points in about 20 hours when adapting the self-reflection mechanism to improve the quality of new data.

Fine-tuning Setup. We applied the LoRA (Hu et al., 2022) to fine-tune Mistral-7B. We randomly split 10% of the synthetic data as validation set while the rest of synthetic data as training set. The process was carried out over 10 epochs with batch size equal to 10. We select learning rate $5e-5$ with LoRA’s α parameter as 16 and choose the run with the lowest validation loss at any point. We used the AdamW optimizer (Loshchilov and Hutter, 2019) and set LoRA $r = 8$. We conduct our training on a server with 8 NVIDIA A100 GPUs.

4.2 Performance and Analysis (RQ1)

In Table 2, on MMLU tasks, Mistral-7B fine-tuned with AIDE data achieves 18.9% improvement over

Benchmarks	Task Name	Abbr.	# Test Data	# Synthetic Data
BIG-Bench	Code Line Descriptions	Code	60	3.0K
	Cause and Effect	C&E	153	3.2K
	Implicatures	Impl.	492	3.1K
	Elementary Math	Math	7,688	3.1K
	Temporal Sequence	Time	1,000	3.2K
MMLU	High School Biology	Bio.	300	3.4K
	College Computer Science	CS	100	3.2K
	Philosophy	Phi.	311	3.4K
	Electrical Engineering	EE	145	3.0K
	Marketing	Market.	234	3.3K
ARC-Challenge	-	-	1,170	3.3K
GSM8K	-	-	1,320	3.2K
TruthfulQA	-	-	817	3.1K

Table 4: Statistics of tasks and synthetic data related to BIG-Bench, MMLU, ARC-Challenge, GSM8K and Truthful QA. Note that we employ a self-reflection mechanism to improve the quality of synthetic data, which filters out lower-quality synthetic data. Using $K = 2$ and 10 seed data points per task, AIDE synthesizes approximately 3K data points for each task.

the base model, outperforming Mistral-7B fine-tuned with gold training data and Evol-Instruct by 1.7% and 13.8%, respectively. On TruthfulQA, AIDE achieves the best performance compared to the base Mistral-7B and other fine-tuned Mistral-7B variants. On ARC-Challenge, Mistral-7B fine-tuned with AIDE is the runner-up, surpassing base models and improving over Evol-Instruct by $> 20.0\%$. On GSM8K, the performance is comparable to Evol-Instruct. Fine-tuning on AIDE also improves the average accuracy of Llama-3.1-8B by 10.8% and Llama-3.2-3B by 10.8%.

In Table 3 (BIG-Bench without training sets), Mistral-7B with AIDE significantly outperforms itself fine-tuned using Prompt2Model and DataTune by $> 38.0\%$, and its base model by $> 40.0\%$. Similarly, fine-tuning Llama-3.1-8B and Llama-3.2-3B with synthetic data from AIDE results in $> 20.0\%$

Attributes	Personas	Residual Connections	Fine-tuned Mistral-7B
✓	✗	✗	60.1%
✗	✓	✗	49.3%
✓	✓	✗	72.2%
✓	✗	✓	75.0%
✓	✓	✓	90.3%

Table 5: Different core components of AIDE contribute to the synthetic data, improving the performance of Mistral-7B on the Time task, one of the most challenging task in the BIG-Bench. We highlight the **best** performance and the base performance is in Table 3.

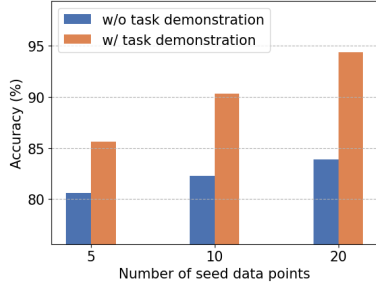


Figure 4: The effect of different number of seed data w/ and w/o task demonstration on the Time task from BIG-Bench.

average accuracy improvement.

4.3 Ablation and Sensitivity Studies (RQ2)

We conduct ablation studies to empirically explore AIDE with Mistral-7B as the base model.

Effectiveness of Core Designs. Table 5 (Time task) demonstrates how AIDE’s core components - attributes, personas, and residual connection - boost Mistral-7B’s performance by enhancing the relevance and diversity of synthetic data. To preserve synthesis paths in multi-hop synthesis, we include either attributes or personas. Using only attributes or personas increases Mistral-7B’s accuracy from 1.4% to 60.1% and 49.3%, respectively. With all three components combined, AIDE enables Mistral-7B to achieve 90.3% accuracy, the best performance by preserving synthesis paths and enhancing the relevance of synthetic data.

Effect of Seed Data and Task Demonstration. The amount of seed data affects initial synthetic data diversity, while task demonstration provides task-related examples to guide synthesis. Therefore, we analyze how the amount of seed data and inclusion of task demonstrations impact AIDE’s synthetic data quality by fine-tuning Mistral-7B on equal amounts of data. In Figure 4, we show that increasing seed data in AIDE improves Mistral-7B’s performance on the Time task through fine-tuning. Furthermore, including task demonstration in AIDE boosts Mistral-7B’s accu-

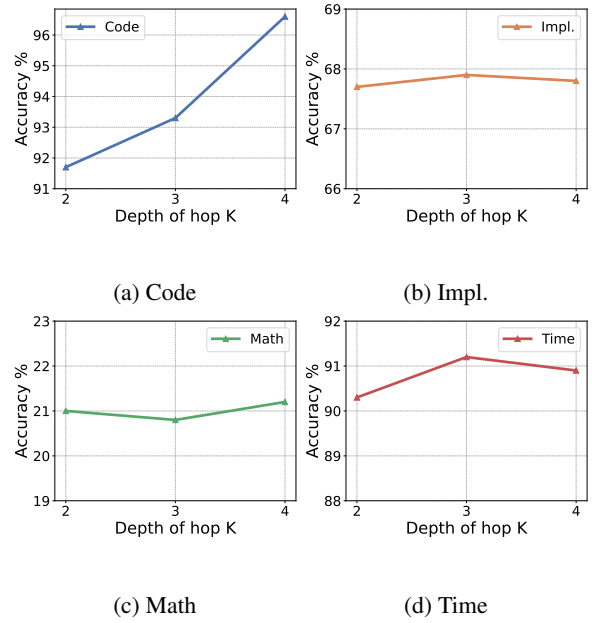


Figure 5: Effect of data quantity with different number of K values in multi-hop synthesis. The different tasks are from the BIG-Bench benchmark.

Model	Synthetic method	BIG-Bench Benchmark					Avg.
		Code	C&E	Impl.	Math	Time	
Mistral-7B	AIDE (Ours) Claude Sonnet 3.5	91.7%	99.2%	67.9%	21.0%	90.3%	74.0%
	AIDE (Ours) GPT-3.5-Turbo	91.7%	86.3%	82.5%	34.6%	85.2%	76.1%
	-	46.7%	47.7%	61.1%	11.6%	1.4%	33.7%

Table 6: Comparison of the performance of Mistral-7B fine-tuned with synthetic data from AIDE. We highlight the **best** performance.

racy by $> 10\%$ through fine-tuning, compared to using AIDE without task demonstrations.

Scaling with Data Quantity using Different Depth K . The multi-hop depth K determines the amount of AIDE’s synthetic data, directly influencing fine-tuned model performance. Figure 5 shows increasing K from 2 to 4 significantly enhances Mistral-7B’s performance on the code task after fine-tuning on AIDE data. However, for other tasks, performance gains gradually decrease with higher K values due to the inherent ability gap between the base model and the LLM synthesizer.

Effect of Capability of LLMs. We investigate the impact of using different LLMs as components in AIDE by conducting experiments on 5 BIG-Bench tasks, using Claude Sonnet 3.5 and GPT-3.5-Turbo separately to synthesize data. As shown in Table 6, fine-tuning Mistral-7B with AIDE’s synthetic data, generated with either Claude Sonnet 3.5 or GPT-3.5-Turbo as components, enhances the base model Mistral-7B’s performance by $> 40.0\%$.

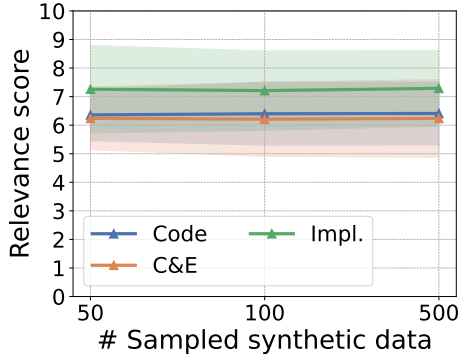


Figure 6: The relevance score related to the sampled synthetic data and task-related seed data from the Code, C&E and Impl. tasks.

4.4 Analysis of Relevance, Diversity and Complexity (RQ3)

We empirically investigate the relevance, diversity and complexity of synthetic data from AIDE.

4.4.1 Analysis of Relevance

Since seed data is task-relevant, synthetic data should also exhibit task relevance if it closely aligns with the seed data. To evaluate this, we randomly sampled 10 synthetic data points per task from the Code, C&E, and Impl. tasks in BIG-Bench. Using the jina embedding model (Günther et al., 2023) to encode all data points, we calculate the similarity between the embeddings of the synthetic data and their corresponding seed data. The results, depicted in Figure 7a, show that the similarity have an average exceeding 0.5, indicating synthetic data has strong relevance to the seed data. Similarly, Figures 7b and 7c reveal that synthetic data from the C&E and Impl. tasks exhibit even higher average similarity scores, surpassing 0.6. These findings demonstrate that the synthetic data is highly relevant to the respective tasks.

Additionally, using the prompt shown in Figure 19, we employ Claude Sonnet 3.5 to evaluate the relevance scores between synthetic data and their corresponding seed data. Claude Sonnet 3.5 assigns scores on a scale from 0 to 10, with 10 indicating the highest relevance. As illustrated in Figure 6, the average relevance scores across the three tasks, along with their standard deviations, predominantly range from 5 to 9. These results further confirm the strong task relevance of the synthetic data.

Benchmarks	Task Name	Diversity of Synthetic Data (AIDE)	Diversity of Gold Data
BIG-Bench	Code	0.59	0.50
	C&E	0.21	0.15
	Impl.	0.43	0.40
	Math	0.49	0.50
	Time	0.70	0.91
MMLU	Bio.	0.41	0.29
	CS	0.66	0.24
	Phi.	0.49	0.30
	EE	0.60	0.18
	Market.	0.44	0.25
ARC-Challenge	-	0.43	0.18
GSM8K	-	0.43	0.21
TruthfulQA	-	0.67	0.20

Table 7: Quantitative comparison of diversity between synthetic data from AIDE for different tasks and gold data from different tasks. We **highlight lower Self-BLEU scores**, which implies higher diversity.

4.4.2 Analysis of Diversity

To assess the diversity of the synthetic data, we randomly sample 20 synthetic data points per task from the Code, C&E, and Impl. tasks. Using the prompt shown in Figure 18, we apply Claude Sonnet 3.5 to analyze the diversity of the synthetic data based on related knowledge, as depicted in Figure 8. In Figure 8a, the sampled synthetic data related to coding includes various programming topics and operations. For the C&E and Impl., the synthetic data references a wide range of different knowledge areas, as shown in Figures 8b and 8c.

Furthermore, following the approach in (Ye et al., 2022a), we compute Self-BLEU (Zhu et al., 2018) to quantitatively evaluate the diversity of both synthetic and gold data. For tasks without training sets, we use their test sets as the gold data. Self-BLEU is calculated by computing the BLEU score of each synthetic data using all other synthesis data in the evaluation set as references. A lower Self-BLEU score indicates higher diversity. Specifically, we randomly sample 300 data from synthetic data and gold data respectively, comparing each data point to all others. In tasks with fewer than 300 gold data points, we sample 10% of the gold data from the tasks to compare with all other data during the computation of Self-BLEU. We report 4-gram based Self-BLEU in Table 7. The results reveal that synthetic data from AIDE achieves Self-BLEU scores comparable to those of gold data for most tasks, demonstrating AIDE’s ability to generate diverse synthetic data.

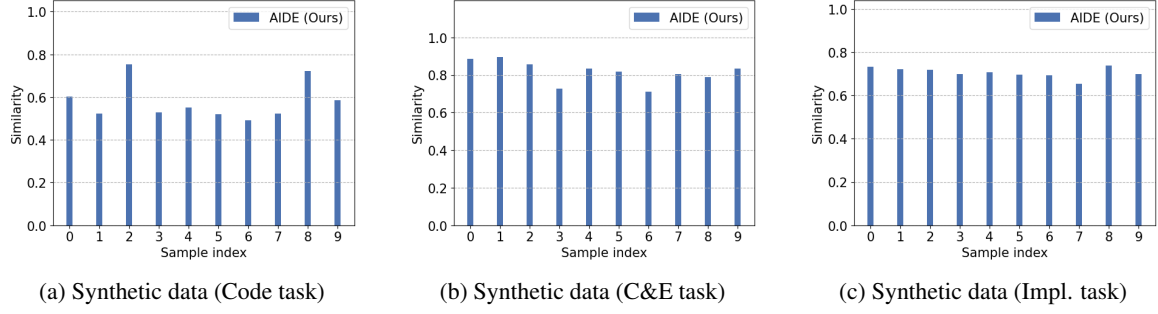


Figure 7: For exploring the relevance of synthetic data with the seed data, we compute the similarity between the randomly sampled 10 synthetic data and the seed data per task. The tasks include Code, Impl. and C&E.

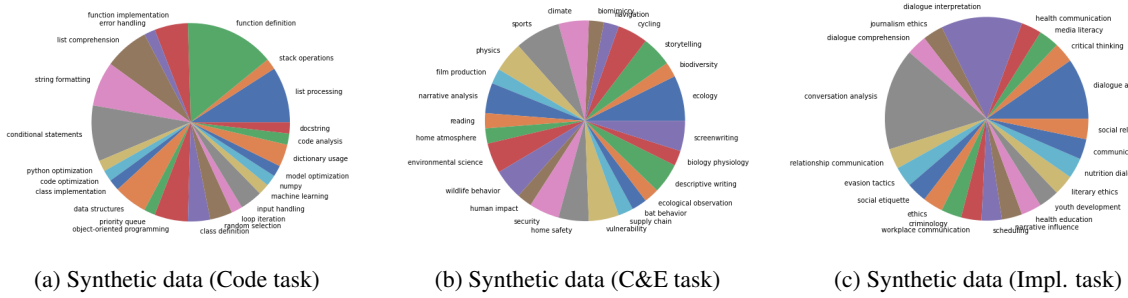


Figure 8: The diversity of knowledge from randomly sampling 20 synthetic data synthesized by AIDE for the Code task, the C&E task and the Impl. task from the BIG-Bench.

4.4.3 Analysis of Complexity

Similar to Evol-Instruct (Xu et al., 2024) using 5 predefined operations to expand the complexity of synthetic data, AIDE utilizes 3 predefined operations including reasoning, constraint and concrete following triplets from \mathcal{A} to expand the complexity during data synthesis. To evaluate the complexity of synthetic data generated by AIDE, we randomly sample 500 data points from various synthesis methods, including Alpaca, Evol-Instruct, and AIDE. We then use Claude Sonnet 3.5 to evaluate the complexity of the synthetic data, applying the same prompt used in Evol-Instruct. We plot the distribution of score of complexity ranging from 1 to 10, shown on Figure 9. We find that most of synthetic data from AIDE and Evol-Instruct achieve complexity scores above 5, in contrast to the data from Alpaca. It is worth mentioning that AIDE only uses 3 predefined operations, fewer than five operations employed in Evol-Instruct, yet still produces synthetic data of comparable complexity.

4.4.4 Visualization

Following the approach in (Zhao et al., 2024b), we analyze the coverage of synthetic data from AIDE in the embedding space. Specifically, we use the jina-embeddings-v2-base-code (Günther et al., 2023) to embed data points related to coding, while

employing jina-embeddings-v2-base-en to encode other text data. With these embeddings, we utilize t-SNE (van der Maaten and Hinton, 2008) to project embeddings into a two-dimensional space. For comparison, we adopt the real data from the code and C&E tasks as baselines to demonstrate the coverage of synthetic data from AIDE.

In Figure 10a, we observe that the embedding clusters of synthetic data generated by AIDE for the Code task largely overlap with the embeddings of all real data from the same task. Figure 10b shows that the synthetic data spans a broader range, covering all real data from the C&E task. This suggests that AIDE, even with a small number of seed data points related to specific tasks, effectively captures diverse distributions within the target task space. As a result, fine-tuning Mistral-7B with synthetic data from AIDE has a positive impact on the model’s performance across specific tasks.

5 Conclusion

Existing data synthesis methods struggle to produce synthetic data that is both task-relevant and diverse for fine-tuning, or require large seed datasets. In this paper, we introduce AIDE, a novel framework that enables task-relevant, diverse, and high-quality data expansion from few seed examples. It

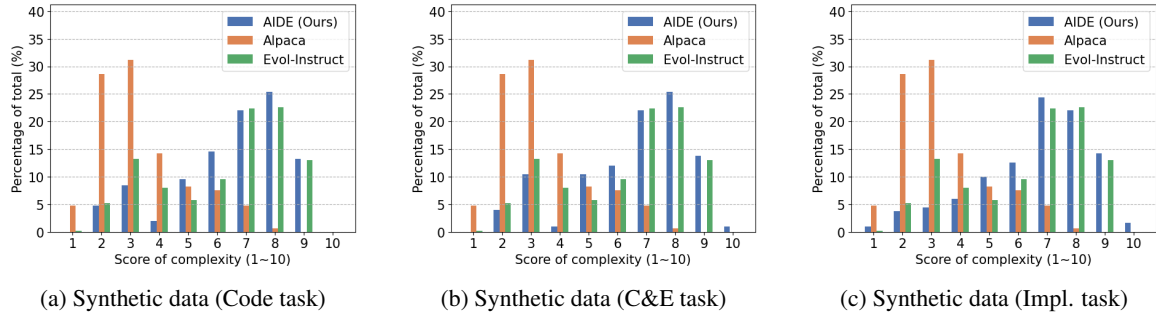


Figure 9: The complexity of randomly sampling 500 synthetic data from AIDE based on different domains, including code, cause and effect and implicatures. We also compare the complexity of randomly sampling 500 synthetic data from the state-of-the-art data synthesis methods including Alpaca and Evol-Instruct.

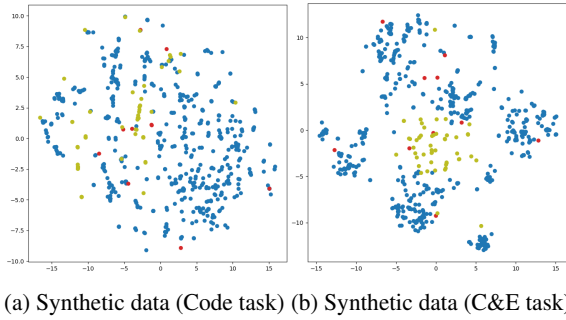


Figure 10: We observe that randomly sampling 600 synthetic data generated by AIDE using the seed data covers the all real test data from two tasks in the regions of embedding space, after projecting to two dimensions via t-SNE.

features multi-hop synthesis guided by attributes and personas, a residual connection to reduce irrelevance at deeper hops, and self-reflection to enhance quality. Our experimental results show that fine-tuning Mistral-7B and Llama models on AIDE’s synthetic data significantly improves their performance over base models and surpasses SOTA synthesis methods. AIDE addresses key limitations in generating effective task-specific training data.

References

- BIG bench authors. 2023. Beyond the imitation game: Quantifying and extrapolating the capabilities of language models. *Transactions on Machine Learning Research*.
- Xin Chan, Xiaoyang Wang, Dian Yu, Haitao Mi, and Dong Yu. 2024. [Scaling synthetic data creation with 1,000,000,000 personas](#). *Preprint*, arXiv:2406.20094.
- Wei-Lin Chiang, Zhuohan Li, Zi Lin, Ying Sheng, Zhanghao Wu, Hao Zhang, Lianmin Zheng, Siyuan Zhuang, Yonghao Zhuang, Joseph E. Gonzalez, Ion Stoica, and Eric P. Xing. 2023. Vicuna: An open-source chatbot impressing gpt-4 with 90%* chatgpt quality.
- Peter Clark, Isaac Cowhey, Oren Etzioni, Tushar Khot, Ashish Sabharwal, Carissa Schoenick, and Oyvind Tafjord. 2018. Think you have solved question answering? try arc, the ai2 reasoning challenge. *ArXiv*, abs/1803.05457.
- Karl Cobbe, Vineet Kosaraju, Mohammad Bavarian, Mark Chen, Heewoo Jun, Lukasz Kaiser, Matthias Plappert, Jerry Tworek, Jacob Hilton, Reiichiro Nakano, Christopher Hesse, and John Schulman. 2021. Training verifiers to solve math word problems. *arXiv preprint arXiv:2110.14168*.
- Saumya Gandhi, Ritu Gala, Vijay Viswanathan, Tongshuang Wu, and Graham Neubig. 2024. [Better synthetic data by retrieving and transforming existing datasets](#). *Preprint*, arXiv:2404.14361.
- Michael Günther, Jackmin Ong, Isabelle Mohr, Alaeddine Abdesslem, Tanguy Abel, Mohammad Kalim Akram, Susana Guzman, Georgios Mastrapas, Saba Sturua, Bo Wang, Maximilian Werk, Nan Wang, and Han Xiao. 2023. [Jina embeddings 2: 8192-token general-purpose text embeddings for long documents](#). *Preprint*, arXiv:2310.19923.
- Dan Hendrycks, Collin Burns, Steven Basart, Andy Zou, Mantas Mazeika, Dawn Song, and Jacob Steinhardt. 2021. Measuring massive multitask language understanding. *Proceedings of the International Conference on Learning Representations (ICLR)*.
- Edward J Hu, yelong shen, Phillip Wallis, Zeyuan Allen-Zhu, Yanzhi Li, Shean Wang, Lu Wang, and Weizhu Chen. 2022. LoRA: Low-rank adaptation of large language models. In *International Conference on Learning Representations*.
- Bowen Jin, Gang Liu, Chi Han, Meng Jiang, Heng Ji, and Jiawei Han. 2023. Large language models on graphs: A comprehensive survey. *arXiv preprint arXiv:2312.02783*.
- Stephanie Lin, Jacob Hilton, and Owain Evans. 2022. [TruthfulQA: Measuring how models mimic human falsehoods](#). In *Proceedings of the 60th Annual Meeting of the Association for Computational Linguistics (Volume 1: Long Papers)*, pages 3214–3252, Dublin, Ireland. Association for Computational Linguistics.

- Ilya Loshchilov and Frank Hutter. 2019. Decoupled weight decay regularization. In *International Conference on Learning Representations*.
- Aman Madaan, Niket Tandon, Prakhar Gupta, Skyler Hallinan, Luyu Gao, Sarah Wiegrefe, Uri Alon, Nouha Dziri, Shrimai Prabhumoye, Yiming Yang, Shashank Gupta, Bodhisattwa Prasad Majumder, Katherine Hermann, Sean Welleck, Amir Yazdanbakhsh, and Peter Clark. 2023. Self-refine: Iterative refinement with self-feedback. In *Advances in Neural Information Processing Systems*, pages 46534–46594. Curran Associates, Inc.
- Igor Melnyk, Pierre Dognin, and Payel Das. 2022. Knowledge graph generation from text. In *Findings of the Association for Computational Linguistics: EMNLP 2022*, pages 1610–1622, Abu Dhabi, United Arab Emirates. Association for Computational Linguistics.
- Long Ouyang, Jeffrey Wu, Xu Jiang, Diogo Almeida, Carroll Wainwright, Pamela Mishkin, Chong Zhang, and et al. Agarwal. 2022. Training language models to follow instructions with human feedback. In *Advances in Neural Information Processing Systems*, pages 27730–27744.
- Liangming Pan, Michael Saxon, Wenda Xu, Deepak Nathani, Xinyi Wang, and William Yang Wang. 2024. Automatically correcting large language models: Surveying the landscape of diverse automated correction strategies. *Transactions of the Association for Computational Linguistics*, 12.
- Feifan Song, Bowen Yu, Hao Lang, Haiyang Yu, Fei Huang, Houfeng Wang, and Yongbin Li. 2024. [Scaling data diversity for fine-tuning language models in human alignment](#). *Preprint*, arXiv:2403.11124.
- Rohan Taori, Ishaan Gulrajani, Tianyi Zhang, Yann Dubois, Xuechen Li, Carlos Guestrin, Percy Liang, and Tatsunori B. Hashimoto. 2023. Stanford alpaca: An instruction-following llama model.
- Laurens van der Maaten and Geoffrey Hinton. 2008. Visualizing data using t-sne. *Journal of Machine Learning Research*, 9(86):2579–2605.
- Vijay Viswanathan, Chenyang Zhao, Amanda Bertsch, Tongshuang Wu, and Graham Neubig. 2023. [Prompt2Model: Generating deployable models from natural language instructions](#). In *Proceedings of the 2023 Conference on Empirical Methods in Natural Language Processing: System Demonstrations*, pages 413–421, Singapore. Association for Computational Linguistics.
- Xuezhi Wang, Jason Wei, Dale Schuurmans, Quoc V Le, Ed H. Chi, Sharan Narang, Aakanksha Chowdhery, and Denny Zhou. 2023. [Self-consistency improves chain of thought reasoning in language models](#). In *The Eleventh International Conference on Learning Representations*.
- Zifeng Wang, Chun-Liang Li, Vincent Perot, Long Le, Jin Miao, Zizhao Zhang, Chen-Yu Lee, and Tomas Pfister. 2024. CodeCLM: Aligning language models with tailored synthetic data. In *Findings of the Association for Computational Linguistics: NAACL 2024*, Mexico City, Mexico. Association for Computational Linguistics.
- Jason Wei, Maarten Bosma, Vincent Zhao, Kelvin Guu, Adams Wei Yu, Brian Lester, Nan Du, Andrew M. Dai, and Quoc V Le. 2022. Finetuned language models are zero-shot learners. In *International Conference on Learning Representations*.
- Yilin Wen, Zifeng Wang, and Jimeng Sun. 2024. Mindmap: Knowledge graph prompting sparks graph of thoughts in large language models. In *Proceedings of the 62nd Annual Meeting of the Association for Computational Linguistics*.
- Can Xu, Qingfeng Sun, Kai Zheng, Xiubo Geng, Pu Zhao, Jiazhan Feng, Chongyang Tao, Qingwei Lin, and Daxin Jiang. 2024. WizardLM: Empowering large pre-trained language models to follow complex instructions. In *The Twelfth International Conference on Learning Representations*.
- Hanwei Xu, Yujun Chen, Yulun Du, Nan Shao, Wang Yanggang, Haiyu Li, and Zhilin Yang. 2022. Zero-Prompt: Scaling prompt-based pretraining to 1,000 tasks improves zero-shot generalization. In *Findings of the Association for Computational Linguistics: EMNLP 2022*, pages 4235–4252, Abu Dhabi, United Arab Emirates. Association for Computational Linguistics.
- Jiacheng Ye, Jiahui Gao, Qintong Li, Hang Xu, Jiangtao Feng, Zhiyong Wu, Tao Yu, and Lingpeng Kong. 2022a. [ZeroGen: Efficient zero-shot learning via dataset generation](#). In *Proceedings of the 2022 Conference on Empirical Methods in Natural Language Processing*, pages 11653–11669, Abu Dhabi, United Arab Emirates. Association for Computational Linguistics.
- Jiacheng Ye, Jiahui Gao, Zhiyong Wu, Jiangtao Feng, Tao Yu, and Lingpeng Kong. 2022b. [ProGen: Progressive zero-shot dataset generation via in-context feedback](#). In *Findings of the Association for Computational Linguistics: EMNLP 2022*, pages 3671–3683, Abu Dhabi, United Arab Emirates. Association for Computational Linguistics.
- Chenyang Zhao, Xueying Jia, Vijay Viswanathan, Graham Neubig, and Tongshuang Wu. 2024a. [Self-guide: Better task-specific instruction following via self-synthetic finetuning](#). In *First Conference on Language Modeling*.
- Wenting Zhao, Xiang Ren, Jack Hessel, Claire Cardie, Yejin Choi, and Yuntian Deng. 2024b. [Wildchat: 1m chatgpt interaction logs in the wild](#). *Preprint*, arXiv:2405.01470.

Yingxiu Zhao, Bowen Yu, Binyuan Hui, Haiyang Yu, Minghao Li, Fei Huang, Nevin L. Zhang, and Yongbin Li. 2024c. Tree-instruct: A preliminary study of the intrinsic relationship between complexity and alignment. In *Proceedings of the 2024 Joint International Conference on Computational Linguistics, Language Resources and Evaluation (LREC-COLING 2024)*, Torino, Italia. ELRA and ICCL.

Yaoming Zhu, Sidi Lu, Lei Zheng, Jiaxian Guo, Weinan Zhang, Jun Wang, and Yong Yu. 2018. [Texygen: A benchmarking platform for text generation models](#). In *The 41st International ACM SIGIR Conference on Research & Development in Information Retrieval*, SIGIR '18, page 1097–1100, New York, NY, USA. Association for Computing Machinery.

A Benchmark Statistics

The details of the benchmarks we employ in the paper are included below:

- **BIG-Bench** (bench authors, 2023) includes over 200 tasks that are currently challenging for language models, encompassing a wide range of categories. We selected the code line description task, cause and effect task, implicatures task, elementary math task and temporal sequence task, totally 5 tasks, which involve coding understanding, causal reasoning, logical reasoning. The selected tasks without training sets include 60, 153, 492, 7.688k and 1k data points in their test sets, respectively.
- **MMLU** (Hendrycks et al., 2021) is designed to evaluate the broad capabilities of language models across 57 tasks. We select 5 tasks from the benchmark, including high school biology, college computer science, philosophy, electrical engineering and marketing, which respectively contain 310, 100, 311, 145 and 234 data point in the test sets.
- **ARC** (Clark et al., 2018) is a set of grade-school science questions, which are designed to test a model’s ability to perform complex reasoning. We select ARC-Challenge with the more difficult questions that are particularly challenging for AI models because they often require multiple steps of reasoning, inference, and external knowledge beyond the text provided in the question. We apply 1.17k testing data points in this task to test LLMs.
- **GSM8K** (Cobbe et al., 2021) is a dataset of 8.5K high quality linguistically diverse grade school math word problems. The dataset was created to support the task of question answering on basic mathematical problems that require multi-step reasoning. We select the main subset which has 7.47k training data points and 1.32k testing data points.
- **TruthfulQA** (Lin et al., 2022) is a benchmark to measure whether a language model is truthful in generating answers to questions. We select the multiple choice sets which contains 817 questions for testing.

B Prompt for Extracting A Topic and Knowledge Attributes

We utilize Claude Sonnet 3.5 as the LLM extractor in AIDE, as shown in Figure 1. In Figure 11, we demonstrate a prompt used in the LLM extractor to extract a topic and knowledge attributes.

C Prompt for Synthesizing Data Points with A Triplet and An Operation

We apply Claude Sonnet 3.5 as the LLM synthesizer in AIDE, as illustrated in Figure 1. Figure 12 provides an example of a prompt used by the LLM synthesizer to generate a new data point, incorporating a triplet and a constraint operation.

D Prompt for Synthesizing Data Points with A Topic and Personas

We use Claude Sonnet 3.5 as the LLM synthesizer to generate new data points based on a persona and a constraint operation. Figure 13 demonstrates a prompt provided to the LLM synthesizer, incorporating both a persona and a constraint operation.

E An Example of 10-hop Synthesis without Residual Connection

Figure 14 presents an example of 10-hop synthesis without applying the residual connection. In multi-hop synthesis, when the hop depth K becomes large (e.g., $K = 10$), the synthetic data tends to include more irrelevant information.

F An Example of 10-hop Synthesis with Residual Connection

We introduce the residual connection mechanism in AIDE, as detailed in Section 3.3 and Figure 3. Figure 15 illustrates an example of 10-hop synthesis incorporating the residual connection.

G Prompt for Self-reflection

During the self-reflection, when multi-hop synthesis synthesizes data through knowledge attributes for maintaining relevance, we apply a LLM as grader to check the relevance of the synthetic data and obtain a relevance score. Similarly, while we generate synthetic data through multi-hop synthesis using persona to expand diversity, a LLM grader checks the diversity of the synthetic data and return a diversity score. We show the prompt about checking relevance and diversity in Figure 16. With a self-reflection prompt in Figure 17, we collect the

score of diversity and relevance as the feedback to process the synthetic data.

H Ethical Considerations

While AIDE is an effective framework for generating diverse, task-relevant data, it’s important to consider the ethical implications. With only a few seed data points, AIDE leverages LLMs to extract, synthesize, grade, and annotate instruction-response pairs. However, like human annotators, LLMs can occasionally generate unethical, toxic, or misleading content. Although we use self-reflection techniques during synthesis, it’s essential to adopt proven methods for detoxifying and reducing bias in LLM outputs. Stricter inspection and filtering rules should also be applied. Given AIDE’s flexibility, future advances in bias mitigation and fairness can be integrated as additional modules.

I Limitations

We recognize AIDE ’s limitations in the following two areas, which can serve as inspiration for future research opportunities in the field of data synthesis.

Ethical Consideration. Since our method AIDE relies on an LLM to serve as the extractor, synthesizer, grader, and annotator, it may inherit biases and fairness issues from the underlying LLM. However, AIDE stands to benefit from improved LLMs that incorporate advanced techniques for reducing bias and enhancing fairness.

Cognitive Process. While AIDE helps base models improve their performance in the Math task, the zero-shot performance of the fine-tuned base models remain around 25%. In the future, a potential future direction is to integrate Chain-of-Thought techniques into AIDE, such that AIDE can provide better synthetic data to enhance reasoning steps of the base models through fine-tuning.

Prompt for extracting a topic and knowledge attributes of a data point

I want you to act as an instruction analyzer.

Given an instruction, you should recognize its topic and knowledge attributes. You need to list at most 2 knowledge attributes while each knowledge attributes should be transferable and concise with one word or two words. You should only output the topic within <Topic></Topic> XML tags and output knowledge attributes within <Attributes></Attributes> XML tags.

Follow the examples below to analyze <The Given Instruction>

<Example>

<The Given Instruction> As a sports commentator, describe the winning play in the final seconds of a championship game. </The Given Instruction>

<Topic> creative writing </Topic>

<Attributes> role-play, sports </Attributes>

</Example>

... Some examples ...

<The Given Instruction> {Here is instruction.} </The Given Instruction>

Figure 11: Prompt for extracting a topic and knowledge attributes.

Prompt for synthesis with a triplet and a constraint operation

I want you act as a Prompt Writer. Your objective is to rewrite a given prompt into a more complex instruction to make those famous AI systems (e.g., chatgpt and GPT4) a bit harder to handle. But the rewritten prompt must be reasonable and must be understood and responded by humans. You SHOULD generate the rewritten prompt within <Rewritten Prompt></Rewritten Prompt> XML tags through complicating <The Given Prompt>, such that <Rewritten Prompt> meets the following <EXPECTATIONS>

<EXPECTATION 1> The <Rewritten Prompt> SHOULD BE SIMILAR TO {a seed data point (a residual connection)}.

</EXPECTATION 1>

<EXPECTATION 2> The <Rewritten Prompt> can be obtained by adding simple constraints into content in <The Given Prompt>.

</EXPECTATION 2>

<EXPECTATION 3> The <Rewritten Prompt> is related to {topic} using {knowledge attribute}.

</EXPECTATION 3>

<EXPECTATION 4> Make the <Rewritten Prompt> become as SHORT as possible.

</EXPECTATION 4>

<EXPECTATION 5> <The Given Prompt>, <Rewritten Prompt>, 'given prompt' and 'rewritten prompt' are not allowed to appear in <Rewritten Prompt>.

</EXPECTATION 5>

Follow the below examples to generate <Rewritten Prompt> by {adding constraints} into <The Given Prompt>.

... Some examples ...

<The Given Prompt>{Here is instruction.}</The Given Prompt>

Figure 12: Prompt for synthesis with a triplet and an operation

Prompt for synthesis with a persona and a constraint operation

A persona is the aspect of someone's character. You can use the given character to generate a <Created Prompt>. Your goal is to use <The Given Persona> and an operation to create a <Created Prompt> different from <The Given Prompt>. You SHOULD generate the <Created Prompt> through the following actions:

<Action 1> <Created Prompt> should related to the topic {a topic}. </Action 1>

<Action 2> You need to use <The Given Prompt> and the character from <The Given Persona> to generate <Created Prompt>. </Action 2>

<Action 3> <Created Prompt> should be different from <The Given Prompt>. </Action 3>

<Action 4> The <Created Prompt> can be obtained by adding simple constraints into the generated content. </Action 4>

<Action 5> You should try your best not to make the <Created Prompt> become verbose. </Action 5>

Follow the examples below to generate <Created Prompt> and output the <Created Prompt> within <Created Prompt></Created Prompt> XML tags.

... Some examples ...

<The Given Prompt> {Here is instruction.} </The Given Prompt>

<The Given Persona> {Here is a persona.} </The Given Persona>

Figure 13: Prompt for synthesis with persona and a constraint operation

An example of 10-hop synthesis without the residual connection

Input: Create an example of an economic and a political issue.

1-hop neighbor: Design a scenario that incorporates both an economic and a political quandary, and introduce a critical factor that significantly influences the outcome.

.....

10-hop neighbor: Construct a multifaceted narrative that intricately weaves together various economic, political, and sociocultural elements, entwined with an unexpected turn of events that dramatically shifts the trajectory, demanding a methodical strategy to maneuver through the complex array of repercussions, emphasizing an in-depth exploration of ethical dilemmas, alongside an additional dimension probing into the subconscious drivers behind the choices made by each character, all while taking into account the impact of technological advancements and how they shape the development of the storyline.

Figure 14: An example of 10-hop synthesis without the residual connection. When the depth of hop K is large in multi-hop synthesis (i.e., $K = 10$), more irrelevant information can be introduced in the synthetic data.

An example of 10-hop synthesis with the residual connection

Input: Create an example of **an economic** and **a political issue**.

1-hop neighbor: Develop a multifaceted scenario encompassing interconnected **economic** and **political challenges**, each influencing the other in a complex and nuanced manner.

.....

10-hop neighbor: Craft an engaging narrative interlacing complex **economic** and **political dilemmas**, highlighting their symbiotic nature and profound impact on each other, necessitating a nuanced comprehension of their intricate interdependencies for adept navigation.

Figure 15: An example of 10-hop synthesis with the residual connection shown in Figure 3.

Prompt in self-reflection for evaluating the relevance/diversity score of the synthetic data

I want you to act as a domain expert to rate the relevance of <The Given Prompt> and <The Original Prompt>.

You should give an overall score on a scale of 1 to 10, where a higher score indicates the <The Given Prompt> is more relevant to/different from <The Original Prompt>.

You must just give <Score> without any other reasons within the <Score></Score> xml tags.

Follow the examples below to analyze and rate relevance of <The Given Instruction> and <The Original Prompt> in <Score>.

... N Examples ...

Your output should follow the format of examples, which means preserve the same format and show the score within <Score></Score> xml tags.

<The Original Prompt> {Here is the original instruction.} </The Original Prompt>

<The Given Prompt> {Here is the given prompt.} </The Given Prompt>

Figure 16: Prompt in the self-reflection can be used to evaluate the relevance score or diversity score of the synthetic data

Prompt for self-reflection to improve the synthetic data

I want you to act as a professional data generator.

The <Score> from grader shows that the <The Given Prompt> is not relevant to <Pre-prompt> (or the <The Given Prompt> is highly similar to <Pre-prompt>).

You are asked to rewrite <The Given Prompt> as the <Improved Prompt> using the <Pre-prompt>. Generate <Improved Prompt> that improves the <Score> of relevance (or <Score> of diversity) by making <Improved Prompt> relevant to <Pre-prompt> (or by making <Improved Prompt> different from <Pre-prompt>).

Must only generate <Improved Prompt> within the <Improved Prompt></Improved Prompt> XML tags.

... N Examples ...

<Pre-prompt> {Here is the pre-prompt.} </Pre-prompt>

<The Given Prompt> {Here is the given prompt.} </The Given Prompt>

<Score> {Here is score.} </Score>

Figure 17: Prompt for self-reflection, which can be used to improve the relevance or diversity.

Prompt for a LLM judging the diversity of the synthetic data

You are a helpful AI assistant for evaluating and rating the difficulty and complexity of the following question.

Given an instruction, you should recognize its related knowledge without any explanation.

List several most related knowledge, the knowledge should be transferable, so that LLM can leverage them to answer similar questions.

Each knowledge should be concise with one word or two words.

Follow the examples below to analyze <The Given Instruction>.

<Example>

<The Given Instruction> As a sports commentator, describe the winning play in the final seconds of a championship game. </The Given Instruction>

<Knowledge> sports </Knowledge>

</Example>

... N Examples ...

You must just give the knowledge within the <Knowledge></Knowledge> XML tags without any other reasons.

<The Given Instruction> {Here is the given instruction} </The Given Instruction>

Figure 18: A LLM uses the prompt to judge the diversity of the synthetic data from the perspective of knowledge.

Prompt for a LLM judging the relevance of the synthetic data

You are a helpful AI assistant for evaluating and rating the difficulty and complexity of the following question.

We would like you to evaluate and rate the relevance of <Instruction1> and <Instruction2> . You should give an overall score on a scale of 1 to 10, where a higher score indicates higher relevance between two instructions. You must just give a score without any other reasons. Put the score within the <Score></Score> XML tags.

... N Examples ...

<Instruction1> { Here is the Instruction1 } </Instruction1>
<Instruction2> { Here is the Instruction2 } </Instruction2>

Figure 19: A LLM uses the prompt to judge the relevance of the synthetic data from the perspective of knowledge.