

Balancing Confidentiality and Transparency for Blockchain-based Process-Aware Information Systems

Alessandro Marcelletti¹, Edoardo Marangone², and Claudio Di Ciccio³

¹ University of Camerino, Camerino, Italy, alessandro.marcelletti@unicam.it

² Sapienza University of Rome, Rome, Italy, edoardo.marangone@uniroma1.it

³ University of Utrecht, Utrecht, The Netherlands, c.diciccio@uu.nl

Abstract. Blockchain enables novel, trustworthy Process-Aware Information Systems (PAISs) by enforcing the security, robustness, and traceability of operations. In particular, transparency ensures that all information exchanges are openly accessible, fostering trust within the system. Although this is a desirable property to enable notarization and auditing activities, it also represents a limitation for such cases where confidentiality is a requirement since interactions involve sensible data. Current solutions rely on obfuscation techniques or private infrastructures, hindering the enforcing capabilities of smart contracts and the public verifiability of transactions. Against this background, we propose CONFETTY, an architecture for blockchain-based PAISs aimed at preserving both confidentiality and transparency. Smart contracts enact, enforce and store public interactions, while attribute-based encryption techniques are adopted to specify access grants to confidential information. We assess the security of our solution through a systematic threat model analysis and assess its practical feasibility by gauging the performance of our implemented prototype in different scenarios from the literature.

Keywords: Business process management · Distributed ledger technologies · Blockchain · Attribute-based encryption · Security · Privacy

1 Introduction

Blockchain enables new forms of trustable Process-Aware Information Systems (PAISs) and inter-organizational collaborations [36]. This is possible thanks to the characteristics of public permissionless blockchains, which provide strong guarantees removing the need for third-party authorities [30,31]. Starting from the foundation, the distributed ledger and consensus mechanisms permit distributed and immutable information storage. These, combined with the cryptographic primitives, ensure security properties and accountability of recorded operations. Smart contracts are programs immutably stored inside the blockchain that can encode and enforce business logic. On top of this, transparency is a key aspect, as information stored in the ledger and performed operations are accessible to everyone within the system.

Business logic enforcement and transparency are highly desirable properties for collaborative process execution and monitoring [13,14]. However, public observability of the whole set of exchanged data hinders the adoption of blockchain-based solutions in contexts where confidentiality is a critical requirement. Striking a balance between these two aspects is crucial in highly regulated sectors wherein sensitive data are treated (consider, for instance, the

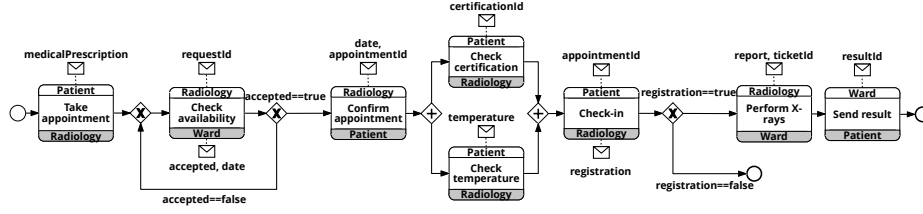


Fig. 1: BPMN choreography diagram of an X-ray diagnostic analysis [9]

domains of pharmaceutical supply-chain and healthcare [18,2]). Existing solutions to solve this conundrum employ private permissioned blockchains [39,7]. However, these solutions may hide data from auditors and assume high robustness and security guarantees of the consortium’s system. Other approaches propose encryption techniques to restrict visibility of data stored on-chain only to authorized parties [28,29,23,24]. However, their integration with process management systems is limited or non-existing.

Against this background, **we propose CONFETTY, an architecture for blockchain-based PAISs that preserves confidentiality of exchanged information while keeping public enforcement and transparency of process execution.** To this end, we bridge the silos of blockchain technologies and encryption with business process management. In particular, we rely on smart contracts to encode and execute business process logic while logging the interactions between parties, and we resort to Attribute-Based Encryption (ABE) [34] to control the access of different parties to the activities’ data payloads and information artifacts, thus safeguarding confidentiality. We demonstrate the security of our approach against a threat model of the proposed architecture. Following the principles of Design Science Research (DSR), we implemented our artifact and evaluated the feasibility of our solution by showing its application in the context of a healthcare scenario taken from the literature and analyzing the execution performance with collaborative processes presented in the related scientific literature.

The remainder of the paper is organized as follows. [Section 2](#) illustrates the example and highlights the motivation for this work. [Section 3](#) provides the analysis of the state of the art and introduces the fundamental concepts on which CONFETTY relies. [Section 4](#) describes the proposed architecture. [Section 5](#) evaluates our solution and provides an assessment of its security and feasibility. Finally, [Sect. 6](#) concludes the work and draws future research directions.

2 Example and Problem Illustration

To illustrate the problem we aim to tackle, we introduce a running example in the healthcare domain inspired by [9]. The model depicted in [Fig. 1](#) depicts the management process for X-ray diagnostics in the form of a BPMN choreography diagram [11]. The patient first presents the medical prescription, asking for an appointment. The radiology department checks the availability of the ward and, if a date is available, the appointment is confirmed. Otherwise, there is a new scheduling tentative. After obtaining the registration details, the temperature and vaccine certification of the patient are verified. If the temperature is under the threshold and the certification is valid, a radiology clerk checks the appointment identifier of the patient and returns

the confirmation. If the appointment is confirmed, the X-ray exam is done and the results are provided to the ward with a final report. Finally, the patient receives the results from the ward.

As the example shows, ensuring accurate tracking of medical procedures is critical to improving process efficiency, trust in the public towards the healthcare system, and enabling auditing in case of misconduct or compliance with regulations. Data-based evidence is crucial to this end. The immutability, accessibility and persistence guarantees offered by a public-blockchain-based PAIS are fit for purpose from this standpoint. However, sensitive patient data must also be kept shielded from unauthorized inspections: publicly disclosing the result of the diagnostic analysis or information about vaccine certification would severely violate the privacy sphere of the patient, for example. Balancing a secure, publicly verifiable and decentralized infrastructure with the need for data confidentiality remains therefore an open challenge, which motivates our research.

3 Background and State of the Art

In this section, we first describe the main concepts on which our approach relies, namely blockchain technology and Multi-Authority Attribute-Based Encryption (MA-ABE), and then illustrate how those pillars constitute the foundations of existing approaches in the literature that are of relevance to our investigation.

3.1 Background

Blockchain technology. A *ledger* is an append-only singly-linked list of *transactions*, namely the transfer of assets among accounts. Every account is linked to a pair of keys: a public one for recognition and addressing, and a private one for the unlocking and expenditure of the account's balance. A blockchain collates consecutive segments of the ledger in its body, while the header includes, among others, the number of the current block and the hash of the current and the previous block. The hash-link to the previous block preserves the total order of transactions in the ledger [12]. This hash cryptographically ensures that previous blocks, and the data therein, are not changed since this would corrupt the hash-links. Transactions can thus be included in an append-only manner, and it is not possible to delete old interactions. New blocks are added to the chain at regular intervals of time by selected computational nodes within the blockchain infrastructural network. Those nodes are needed to compute and finalize the blocks' hash codes, among other things. New cryptocurrency is minted and distributed to the nodes' accounts to pay back their computational effort. The entire blockchain data structure is stored and replicated among all nodes in the network, who have full visibility over the saved ledger. The use of consensus protocols and cryptographic primitives permits the convergence and public verification of the transactions included in every block of each replica, thereby guaranteeing decentralization and trustworthiness without the need for an independent third-party authority certification or governance. Several platforms implement the blockchain protocol (e.g., Ethereum [41]). In the last few years, blockchain technologies have been adopted in many different contexts, especially after the introduction of *smart contracts*, namely programs deployed onto the blockchain and executed within a dedicated virtual machine (e.g., the Ethereum Virtual Machine, EVM). Their functions are invoked through transactions. Core features of smart contracts are the immutability of their code and the storage of their invocations

on the blockchain, making such information available for auditing purposes [15]. A smart contract has an account in which it can store and update data alongside its cryptocurrency balance. Smart contract executions incur a cost on the invoker. The cost is measured in gas units and depends on the complexity of the called function and the size of the exchanged data. To save on the latter, distributed tamper-proof storage systems are often employed to store the actual data in a non-modifiable file, while a permalink to that file is saved in the smart contract state to the datastore's locator. The InterPlanetary File System (IPFS) [3] is a typical example of such a system. Based on a peer-to-peer network wherein each node stores chunks of the data, IPFS binds every file with a string used both as a unique identifier and resource locator. The string is based on the hash of the file content itself so that if the file is altered, the permalink does not match. The code execution is validated in each node of the blockchain, providing verifiable proof of the obtained results for the final users [20]. As we will see next, these features fostered the development of blockchain-based PAISs using smart contracts as the backbone for business (process) rule enforcing (in our example, the BPMN choreography is translated into smart contract code, and its steps correspond to invocations to its functions) [9,13].

Attribute-based Encryption. Attribute-Based Encryption (ABE) is a type of public key encryption where the ciphertext, namely an encrypted plaintext, and the corresponding decryption key are linked through custom boolean attributes [34]. Ciphertext-Policy Attribute-Based Encryption (CP-ABE) [5], a variant of ABE, prescribes that every user is endowed with a set of attributes encoded in their key. For example, user $0xB0...1AA1$ can be endowed with attributes *Patient* to specify their role and attribute *PID476948* to indicate they are involved in process instance 476948. Data owners write policies to be attached to the CP-ABE-encrypted document (the *ciphertext*). Those policies express conditions for granting in-clear access to the data. Policies are propositional logic formulae employing ABE attributes as literals. The policy is evaluated on the attributes associated with a potential reader: Only if the formula is satisfied, the user's key can decrypt the data. For instance, the key of the user $0xB0...1AA1$ can decrypt data locked with a policy like *PID476948* and *PATIENT*, but cannot unlock the contents of a document associated with a policy like *PID476949* and *RADIOLOGY*. Attributes are typically assigned by one authority:

3.2 State of the Art

Over the last few years, several solutions that automate collaborative processes using blockchain technology have been designed [13,8]. Several works in this field have demonstrated the effectiveness of blockchain-based solutions in improving trust among participants in multi-party collaborations [40] even in adversarial settings [26], enhance verifiability of workflows with model-driven approaches [25,38], allow for monitoring [15], mining [21], security [23], and auditing [10,7]. These studies enhance the integration of blockchain technology with process management, unlocking security and traceability benefits. However, they primarily focus on the control-flow perspective and lack mechanisms for secure access control to the stored data on public platforms.

A relevant area of research involves allowing for data privacy and integrity within blockchain systems. Several studies examine the application of encryption techniques to achieve this goal. Hawk [22] employs user-defined private Smart Contracts to automate the implementation of cryptographic protocols. Abid et al. [1] leverage Zero-Knowledge Proof (ZKP) and

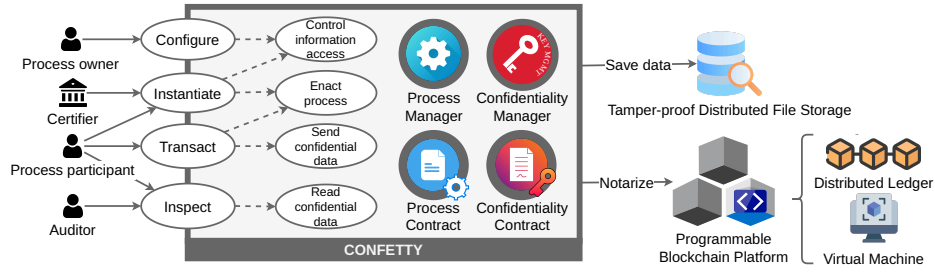


Fig. 2: The CONFETTY architecture with operations and components

Fully Homomorphic Encryption (FHE) to build a solution that supports privacy-preserving traceability and the analysis of encrypted data. They store on-chain only the hash of the data used to verify the correctness, while all the computations and the data are stored off-chain. Benhamouda et al. [4] use a public blockchain storage layer for confidential data. Peng et al. [32] propose a consortium blockchain as a decentralized storage system for file sharing among organizations. Wu et al. [42] present an attribute-based access control scheme that preserves the privacy of both attributes and policies. Pham et al. [33] propose a decentralized storage solution that integrates InterPlanetary File System (IPFS), MA-ABE, and blockchain technology. Hong et al. [19] introduce a data-sharing solution based on decentralized ABE (MA-ABE), blockchain, and IPFS. Bramm et al. [6] present BDABE, an access control mechanism that applies a distributed ABE scheme within a consensus-driven infrastructure for real-world applications. Feng et al. [16] combine attribute-based encryption ABE and identity-based encryption (IBE) to achieve efficient data sharing and verification of data correctness. They employ blockchain technology to ensure tamper-proof and regulated data storage. Yan et al. [43] introduce a scheme for fine-grained access control by implementing proxy encryption and decryption while supporting policy hiding and attribute revocation. The encrypted data is stored on IPFS, and the metadata is stored on the blockchain. All these studies, along with the aforementioned [29,28,27], allow for secure access control on blockchains but lack the integration of this technology with process management systems.

To the best of our knowledge, this is the first work that focuses on combining blockchain-based process execution engines with encryption schemes that guarantee data confidentiality and access control over data shared on public blockchain platforms. In the next section, we provide a description of our solution.

4 The CONFETTY architecture

In this section, we describe our proposed architecture, named CONFidentiality EnforcemenT Transparency (CONFETTY). We first introduce its key functionalities and the core components that support them (Sect. 4.1), then describe how these components interact and manage information to support confidential-preserving blockchain-based process execution (Sect. 4.2). Due to space restrictions, we do not enter the technical details of our approach but provide an overarching presentation of our solution's rationale and key concepts. Finally, we conclude the section with some considerations on the benefits brought by our approach merging blockchain technologies and ABE.

4.1 Functional viewpoint

Figure 2 outlines the CONFETTY architecture, which caters for the following main functionalities. (i) The *configure* functionality foresees the specification of the process by the process owner. It requires the registration of process information including activities to execute, data to exchange, control-flow routing, the expected participants' roles (e.g., the information enclosed in the choreography diagram in Fig. 1) and how they can operate with confidential data (via ABE policies) to control information access. (ii) The *instantiate* functionality lets certifiers authenticate the participants, define their role in the process (e.g., that user 0xB0...1AA1 is a patient), and also kickstart the process run on-chain, by setting its public state. (iii) The *transact* functionality allows process participants to interact following the process to exchange data at run time. This functionality manages both public and confidential data, updating and enforcing the process state according to the logic in the blockchain. (iv) The *inspect* functionality allows participants and auditors to access public and confidential data.

The functionalities above are realized by four main components of CONFETTY: (i) The **Process Manager** handles all the operations involving the participants and related to the process. This is done by acting as an interface for the blockchain, abstracting from the technical implementation and exposing functionalities to the users. In particular, the Process Manager instantiates the process on the blockchain on given process specification data. To support the *instantiate* functionality, it provides capabilities for role assignment to participants. (ii) The **Process Contract** is a smart contract that manages the process instances and their execution. It elaborates and manages all process specifications and their instances' public states, acting as a software realization both of factory and proxy patterns [17] akin to [10]. It supports the *instantiate* functionality by enforcing the control flow, the data flow, the assignment of tasks to participants, and the routing of decision points. In this way, the Process Contract updates the public state of the process and generates transparent records that are accessible and verifiable by interested auditors. (iii) The **Confidentiality Manager** is in charge of handling the participants' authorizations and the operations over confidential data. It operates as a facade towards the blockchain to store access grants, distributes decryption keys to the users solely based on their roles and involvement in the process, and handles the storage and retrieval of encrypted data. (iv) The **Confidentiality Contract** is a smart contract handling the notarization of authorizations for confidential data, as well as for their writing and access. In addition to the above inner components, the architecture relies on two external ones: a **Programmable Blockchain Platform** (like Ethereum) and a **Tamper-proof Distributed File Storage** (like IPFS). The former maintains the public state, allowing for the creation of logic and constraints while notarizing the executed operations. It comprises two core elements: The Distributed Ledger, storing the transactions, and the Virtual Machine, hosting and running smart contracts. The latter (which we will henceforth name as Distributed FS for brevity), is used to store business data and thus improve the performance and costs of a blockchain. The data is saved on the external storage (upon encryption, if it must remain secret), while a resource locator with the hash of that data is kept on-chain for notarization and future retrieval.

We conclude this subsection with a few considerations about the actors and trust model. We assume that the aforementioned users (process owners, certifiers, process participants, and auditors) possess a blockchain account with a key pair to be able to publicly identify themselves (as with the aforementioned user 0xB0...1AA1) and sign blockchain transactions built through the CONFETTY modules. We also remark that we consider the CONFETTY plat-

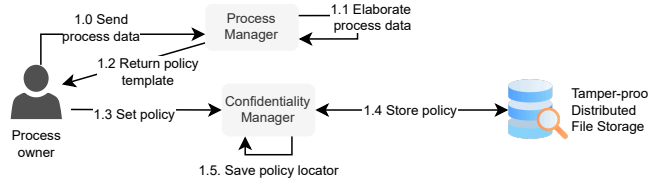
Fig. 3: The *configure* functionality

Table 1: Access policies. \$PID represents a placeholder for the identifier of a process instance prior to its assignment.

Message	Access policy
Medical prescription	MINISTRY-INSPECTOR or (\$PID and (PATIENT or RADIOLOGY))
Registration	MINISTRY-INSPECTOR or (\$PID and (RADIOLOGY or PATIENT))
Report	MINISTRY-INSPECTOR or (\$PID and (RADIOLOGY or WARD))

form as a trusted party, while users are assumed to be *honest but curious*. Finally, notice that the involvement of a pre-appointed third-party certifier to authenticate process participants is necessary as a user alone can confirm their identity (e.g., via the aforementioned public-private key scheme) but cannot attest alone to the truthfulness of assertions regarding themselves.

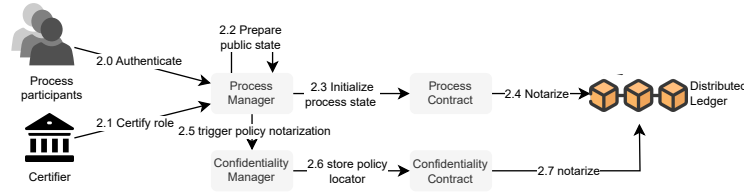
4.2 Information viewpoint

After providing an overview of the CONFETTY architecture, we describe how information is handled in realizing the aforementioned functionalities by the CONFETTY components.

Figure 3 depicts the *configure* functionality. The process owner sends the process specification files (like the diagram in Fig. 1) to the Process Manager (1.0). The Process Manager, in turn, (1.1) processes the input data, storing the behavioral and business constraints it reports. Also, (1.2) it builds a policy template, associating roles of the process with the data they can access via encryption directives. Once created, the policy template is returned to the process owner. In our running example, an extract of a policy template is:

```
{medicalPrescription:($PID and (PATIENT or RADIOLOGY)), registration:
($PID and (RADIOLOGY or PATIENT)), report:($PID and (RADIOLOGY or WARD))}.
```

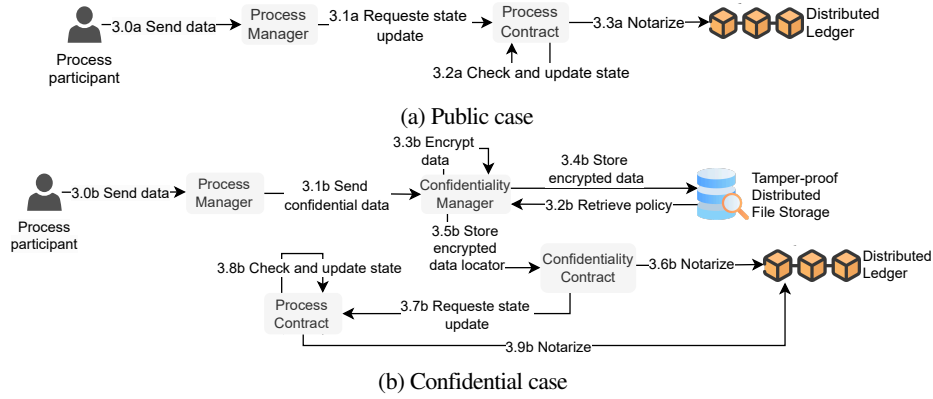
Here *medicalPrescription*, *registration*, and *report* represent messages, while *PATIENT*, *RADIOLOGY* and *WARD* are the roles of users who can access them. \$PID is a placeholder for the process instance identifier (a piece of information that can be known only at runtime). We give the process owner the option to revise the templates. In this way, adding custom roles that are not expected active parties in the process but need access to data. This is the case, for instance, of external auditors who need to certify data and its compliance with norms, laws and regulations. Table 1 shows an extract from the final access policies of our running example. In this case, each message is attached to a policy with an ID representing the process instance and the authorized role. Considering the *medicalPrescription* message, the policy specifies that to access it, a user has to be attested to have the role of a *MINISTRY-INSPECTOR*, or again to be a *PATIENT* or *RADIOLOGY* role within the running process instance. Once policies are confirmed,

Fig. 4: The *instantiate* functionality

(1.3) they are sent to the Confidentiality Manager, which (1.4) stores them in the Distributed FS. Their permalink (1.5) is passed back to the Confidentiality Manager which saves it.

Figure 4 depicts the *instantiate* functionality. Differently from the *configure* functionality, needed once per process, this one is designed for every new instantiation thereof. To initialize a new process instance (e.g., number 476948), participants send their data to the Process Manager (2.0) to authenticate themselves as participants in the process with their role (e.g., that user 0xc5...Fd43 operates as a WARD clerk in a new process instance PID476948). (2.1) The authentication is attested to by certifiers confirming the user’s self-declared roles. When all process participants are identified and associated with a role, (2.2) the Process Manager merges the received information with the process data acquired in step 1.1. Thereupon, (2.3) a selected participant kickstarts a new process instance through the Process Manager associated with the aforementioned information on the Process Contract, thereby initializing the instance’s public state. Notice that also this crucial step is notarized on chain (2.4). The selection of the participant, or participants, on behalf of whom the transaction is signed, transcends the scope of this paper and depends on the decision process and guidelines of the consortium. After initializing the process state, (2.5) the Process Manager triggers the Confidentiality Manager, which (2.6) stores the policy locator previously saved on the Confidentiality Contract. Finally, (2.7) the Confidentiality Manager notarizes the operation.

The *transact* functionality reported in Fig. 5 represents the exchange of information during the execution of an activity in the process instance. This passage updates the public state update in the blockchain according to previous enforcement (e.g., activity to execute, expected participant, etc.) and manages accessibility in case of public and confidential cases. The first case refers to public data and is displayed in Fig. 5(a). Initially, (3.0a) a user sends the execution data to the Process Manager in the context of an activity. For example, the WARD clerk identified by 0xc5...Fd43 replies to the “Check availability” activity request by the RADIOLOGY user within process instance 476948. To do so, the clerk sends a “Check availability” response message wherein the `accepted` variable is assigned with `true` since the appointment is confirmed alongside an available `date`. The boolean answer (`accepted`) is public data that is used later to make control-flow decisions and advance the state of the process, defining the next activity to perform. In our scenario, the exclusive choice gateway is based on the value of the `accepted` variable. Then, (3.1a) the Process Manager invokes the Process Contract to request a state update, sending the execution data. In turn, (3.2a) the Process Contract enforces the business and control-flow logic through the run of its routine (based on previously agreed upon and immutable code, see step 1.1), which checks if the executed activity is enabled and if the message sender (in this case, user 0xc5...Fd43) is the expected one (a WARD), finally updating the state if the verification outcome is positive. Also, (3.3a) this step advances the

Fig. 5: The *transact* functionality

state of the process, updating the expected next activity (here, “Confirm appointment”) and participant (RADIOLOGY). This piece of information is notarized into the Distributed Ledger. The confidential case is depicted in Fig. 5(b). The Process Manager, (3.0b) once it has received the data, (3.1b) forwards it to the Confidentiality Manager. The latter (3.2b) retrieves the policy from the Distributed FS, and (3.3b) uses it to encrypt the data via Attribute-Based Encryption (ABE). For example, considering Fig. 1 and Table 1, the `medicalPrescription` of the patient is encrypted with the following policy: $\{\text{MINISTRY-INSPECTOR or (PID476948 and (PATIENT or RADIOLOGY))}\}$. In particular, the Confidentiality Manager retrieves the specific authorization for the data to be stored and embeds it in the encryption mechanism, ensuring that only authorized participants can access it. Once encrypted, (3.4b) the Confidentiality Manager stores data in the Distributed FS, (3.5b) its locator in the Confidentiality Contract, and (3.6b) notarizes the operation in the Distributed Ledger. In this case, the resource locator that contains the encrypted `medicalPrescription` (e.g., `LXBw...2DAx`) is `Qmo9...0weI`. The execution of this routine by the Confidentiality Contract includes a call to the Process Contract (3.7b) to request a state update (enclosing the execution data). Following the example, this data is the activity being executed (“Check availability”), the user that performs it (e.g., PATIENT, along with their corresponding address `0x2e...6dd9`), and the process instance (e.g., 476948). Then, (3.8b) the Process Contract checks the current public state to update it. The operations involving the smart contracts (3.9b) are notarized in the Distributed Ledger.

The *inspect* functionality pertains to the access to message data. The public data can be freely retrieved, while the confidential data is restricted to the sole authorized users included in the access policy provided during the encryption phase (see the *configure* functionality above). To read public data, a process participant or an auditor may send a request to the Process Manager, which in turn retrieves the necessary information from the Process Contract and sends it back to the requester. This is the case, e.g., for the `accepted` field of the “Check availability” task. Reading confidential data requires more passages, illustrated in Fig. 6, and requires a preliminary step. All users should request at least once (and at every attribute update) a decryption key (Fig. 6(a)), to be used for every message they are going to read (Fig. 6(b)). For the key request, the process participant (e.g., a WARD clerk) or an auditor (e.g.,

a HEALTHCARE-INSPECTOR) ask for a decryption key to the Confidentiality Manager (4.0a). The latter (4.1a) forwards the request to the Confidentiality Contract, which is thus (4.2a) notarized on the Distributed Ledger. Then, (4.3a) the Confidentiality Manager generates the attribute-based key (or *a-b key* for short) based on the attributes of the user requesting it (e.g., WARD and PID476948, or HEALTHCARE-INSPECTOR) via Attribute-Based Encryption (ABE), and (4.4a) sends it back. The decryption of confidential data is depicted in Fig. 6(b). Once the process participant has received the a-b key, they can use it to decrypt the confidential data. To do so, (4.0b) the user makes a request to the Confidentiality Manager. Then, (4.1b) the Confidentiality Manager retrieves the encrypted data from the Distributed FS and (4.2b) forwards it to the user. At this point, the latter (4.3b) uses the a-b key to decrypt the confidential data via ABE. Only if the user's attributes satisfy the policy previously used to encrypt the data, can the user's a-b key decrypt the confidential data (and the user inspect it in-clear).

A note on decryption keys. We remark that an a-b key stays with the user and lasts for as long as their attributes are not updated (in case, e.g., a user is involved in a new process instance, say 476949, a new attribute gets associated to them: \$PID476949). The same key will be used to access all messages. For example, consider user 0xB0...1AA1 (who holds the attributes PID476948 and PATIENT). As per the policies in Table 1, their a-b key can decrypt both the medical prescription and the registration alike, but not the report. The a-b key of user 0xc5...Fd43 (PID476948 and WARD) can decrypt the report instead, but not the other two documents. Notice that a HEALTH-INSPECTOR, instead, can use their unique a-b key to access all the aforementioned documents regardless of the process instance they pertain to. The key, in other words, is associated to the user and it is the sole instrument to access a document. Therefore, the Confidentiality Manager does not need to generate a different decryption key for every document and give the same copy to multiple users, nor create multiple copies of the same document for different decryption keys (one per user), thus saving on unnecessary data replications and key distributions. Also, as the key stays with the users, and the documents are stored and notarized on tamper-proof external infrastructures (the Distributed FS and Blockchain Platform, respectively) the information remains available even should the CONFETTY system stop functioning. These aspects have an impact on security considerations, as we will discuss next.

5 Evaluation

To assess the feasibility of the CONFETTY architecture we implemented a supporting prototype and evaluated it. We first describe the implemented architecture analyzing its thread model, then we evaluate CONFETTY in operation.

5.1 Implementation

Figure 7 illustrates the technologies utilized in the implementation of CONFETTY. Our prototype is deployed on three main tiers. An application server hosts the Confidentiality Manager and the Process Manager, developed in Python 3.6.9 and Java SDK-13, respectively. Users communicate with it via TLS communication channels [37]. We utilize IPFS⁴ as the

⁴IPFS: ipfs.tech/; Sepolia: sepolia.dev; Ganache: archive.trufflesuite.com/ganache; Web3.js: archive.trufflesuite.com/ganache. Accessed: December 16, 2024.

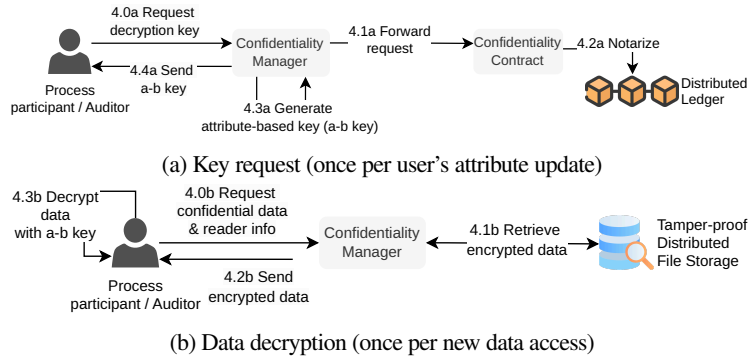
Fig. 6: The *inspect* functionality

Fig. 7: Three-tier deployment of the CONFETTY architecture

Distributed Tamper-proof File Storage. We employ Sepolia and Ganache as Programmable Blockchain Platforms with their Ethereum Virtual Machine (EVM) as a test environment and local RPC, respectively, connected via Web3.js.⁴ The source code of CONFETTY, alongside the experimental data we use, is publicly available at github.com/apwbs/CONFETTY.

5.2 Threat Model

In this section, we identify potential security threats that could compromise data confidentiality within our solution, and outline how the CONFETTY architecture addresses them. Our threat analysis is based on the STRIDE framework [35], a theoretical model that categorizes threats into six distinct groups: spoofing (i.e., impersonation of a legitimate entity), tampering (i.e., unauthorized modification of data to compromise its integrity), repudiation (i.e., the denial of having performed a particular action), information disclosure (i.e., the unauthorized exposure of sensitive data), denial of service (DoS, i.e., the disruption or degradation of system availability), and elevation of privileges (i.e., the unauthorized acquisition of higher-level access rights).

As said in Sect. 4.1, we assume users and components to be honest but curious and trusted, respectively. The possible threats thus reside in the communication between them, subject to potential attacks. Figure 8 displays a Data Flow Diagram (DFD), in which the orange dotted lines indicate the trust boundaries crossing data exchange points between different perimeters, represented by black arrows connecting different elements. The opening side of each boundary indicates the trusted component in the information exchange.

The **CONFETTY Boundary (CB)** indicates that CONFETTY is the trusted component in the communication with a user (let it be a certifier, a process participant or owner, or an auditor). In this case, a spoofing attack could result in a user impersonating another, but since we assume that each user is linked to the Blockchain Platform credentials, this attack is prevented.

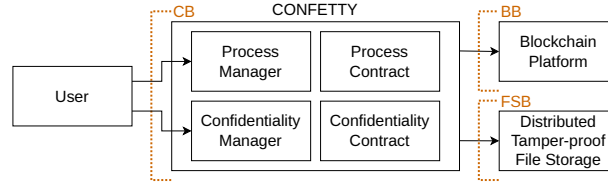


Fig. 8: CONFETTY threat model

As for tampering, trust is based on the fairness of the user who sends the data. It cannot be the case for a user to repudiate an action because all of them are recorded on the blockchain with a transaction signed with the user's private key. An attacker could sniff the data a user sends to CONFETTY. However, for those communications we resort to TLS channels, specifically designed to prevent information leakage [37]. DoS attacks are in principle feasible unless we pre-filter the range of potential clients invoking the CONFETTY platform. Indeed, all functionalities foresee an initial data input from users (see, e.g., step 1.0 in Sect. 4.2) which malicious nodes could exploit with multiple calls and bulky payloads. However, DoS attacks would lead to a disruption or degradation of the system availability, yet all data, state, and other process instances' information can be retrieved from the Blockchain Platform and from the Distributed Tamper-proof File Storage so the system can be reactivated or replicated without any data loss. Information disclosure is prevented by the fact that all sensitive information is encrypted via ABE. Elevating a user's privileges is not possible since attributes and permissions are linked to a blockchain account. The Blockchain Platform is the trusted component in the **Blockchain Boundary (BB)**. In this case, a spoofing attack could result in a malicious version of CONFETTY impersonating the real one. This attack is prevented since CONFETTY operates as a gateway for transactions ultimately signed by users via their own private keys. Information disclosure can be achieved only on public data or resource locators of sensitive data. However, the latter is stored upon ABE-encryption, making its content unreadable by malicious users. Other possible attacks (DoS, tampering, repudiation, elevation of privileges) are counteracted by the design of blockchain protocols. As for the **Distributed Tamper-proof File Storage Boundary (FSB)**, tampering or DoS attack, and elevation of privileges, are counteracted by design, too. Spoofing and repudiation attacks are ineffective since the authorship of the provided information is proven by signatures of transactions stored on-chain. Since we resort to ABE encryption, information disclosure is negated since the sensitive data stored is encrypted.

5.3 Execution Analysis

To provide a preliminary analysis of the practical feasibility of CONFETTY, we evaluate the implemented prototype at work, discussing its performance in terms of time and costs. For this purpose, we gauged CONFETTY while operating with our use case scenario (Sect. 2) and other processes from the literature about retail [7] and incident management [10]. The experiments were performed on a machine equipped with a processor Intel(R) Core(TM) i7-8750H CPU @ 2.20 GHz with 6 cores and 16 GB of RAM. To isolate the architecture functionalities, we excluded human interactions and the time needed to complete blockchain-specific operations like finalizing transactions on the distributed ledger. Such operations

Table 2: Evaluation for execution time and gas expenditure

(a) Time

Functionality	Execution time [ms]		
	min	max	avg
Configure	245	913	466
Instantiate	10669	15313	12282
Transact	4312	15739	8748
Inspect	7457	25525	18159

(b) Cost

Functionality	Used gas units
Instantiate	5105551
Transact	1689290
Inspect	89535
Deployment	5406425
Total	12290801

strictly depend on the blockchain protocol and the platform adopted, representing technical choices that are out of the scope of this work.

Table 2 shows the execution time and costs registered during the execution of the X-ray diagnostic process. For the time evaluation, we ran a separate process instance for each path in the control flow (each corresponding to a different decision in correspondence with the exclusive-choice gateways) five times (thus totalling twenty executions). The registered values are reported in Table 2(a). We employed the Sepolia testnet as the Blockchain Platform, and passed input data based on real-world files in the healthcare domain upon anonymization. The dataset and the Sepolia transaction handles are openly accessible at github.com/apwbs/CONFETTY.

We separate the time performance analysis according to the four key functionalities of CONFETTY (see Sect. 4.1). The *configure* functionality results in the fastest runtime with a minimum of 245 ms and a maximum of 913 ms necessary to fetch and elaborate process data and generate the policy template. For the *instantiate* functionality, we let three process participants interact with the tool as specified in the choreography. To accomplish the enrollment, it required from 10669 ms to 15313 ms, averaging over 12282 ms. The higher amount of time needed is justified by the fact that all process participants must be authenticated, the policies generated, and the data to be sent to the smart contracts prepared. The *transact* functionality pertains to the exchange of choreography messages between participants according to the possible execution paths. These refer to the decision points on the `accepted` and `registration` variables. With the shortest path, an instance encompasses eight messages (with `accepted` set as `true` and `registration` `false`). The longest one includes a loop (with `accepted` set as `false` first, and `true` afterwards, and `registration` set to `false`) and entails the exchange of twelve messages. As a result, runtime amounted to an average of 8748 ms, ranging from 4312 ms to 15739 ms. Finally, the *inspect* functionality required from a minimum of 7457 ms to a maximum of 25525 ms with an average of 18159 ms. The higher runtime requested for reading information is due to the inclusion of the relatively heavy key request management.

Table 2(b) lists the units of gas required to run the X-ray process. Here we consider the sole operations that involve the blockchain (thus, *instantiate*, *transact*, and *inspect*), plus the initial bootstrapping cost of deploying smart contracts on-chain. The highest costs are indeed associated with the deployment of smart contracts and the *instantiate* functionality, consuming around 5 million units of gas each. For the *transact* functionality, the execution consumed a total of 1689190 units of gas, considering the average-length path (with both the `accepted` and `registration` variables set as `true`). Finally, the *inspect* functionality appears to be the cheapest one, with a total of 89535 units of gas. Overall, the entire architecture consumed a total of 12290801 units of gas, which translates to 0.186878477 ETH in fees. However, to

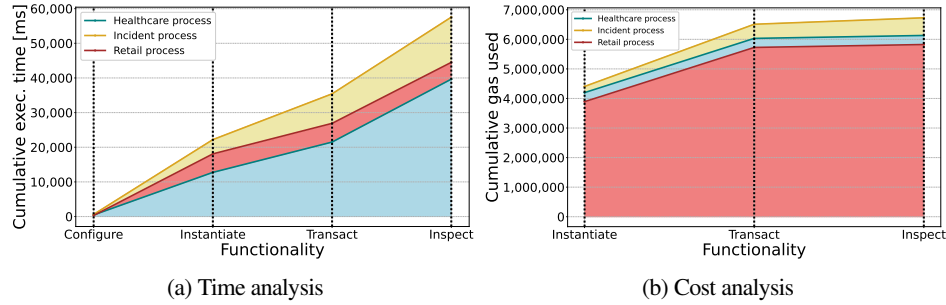


Fig. 9: Comparison of time and cost

evaluate the actual cost in fiat currency, the fee value has to be related to a specific blockchain platform, significantly altering the final result. For instance, in case the Polygon blockchain is used, a fee of 0.186878477 POL would result in 0.13 US\$,⁵ representing an affordable cost if compared to the obtained benefits.

The second part of our experimental evaluation illustrates the time and cost needed by CONFETTY to run three different processes from the literature, namely the aforementioned X-ray [9], retail [7] and incident management [10]. Figure 9 illustrates the results, averaging overruns that took different branches in correspondence with exclusive choice gateways. We gathered data using a local RPC as a stub for the Programmable Blockchain Platform. The three processes exhibit similar trends from both standpoints. The Incident management process is the heaviest and most expensive one, yet exhibiting an increment of 45.12 % for the cumulative time and 9.75 % for the cumulative cost with respect to the lower bound of the X-ray process. This increment depends on the number of process participants (5 in the Incident management against the 3 of the X-ray process), thus leading to the execution of more steps.

6 Conclusions

In this work, we presented CONFETTY, a blockchain-based architecture for PAISs. CONFETTY allows for transparency and public enforcement of process execution while preserving confidentiality of sensitive data. A public state saved on chain maintains process data used for enforcement and auditability purposes. The evolution of the public state is mediated by smart contract implementing the business process control- and data-flow logic. We use ABE encryption to hide sensitive information and grant access to it only to authorized parties based on their roles in the process, encoded as attributes in access policies and embedded directly in their personal decryption keys. To evaluate the CONFETTY architecture we have analyzed its threat model and measured its time and cost performance through the execution of an X-ray examination choreography process. Future work includes extensive performance and scalability analyses against synthetic and real-world benchmarks. We also envision a field study to assess the practical adoption and usability with real-world stakeholders. Another interesting avenue for further investigations is the full decentralization of the architecture, to remove the existing points of trust residing in off-chain components. Finally, we foresee a study and design of a solution to enable automated decision support via computation held on encrypted data.

⁵The conversion rate is of 0.71 US\$ at the time of writing (December 6, 2024)

References

1. Abid, A., Cheikhrouhou, S., Kallel, S., Jmaiel, M.: A privacy-preserving traceability system for self-sovereign identity-based inter-organizational business processes. *Comp. Stand. Inter.* p. 103930 (2024)
2. Bamakan, S.M.H., Moghaddam, S.G., Manshadi, S.D.: Blockchain-enabled pharmaceutical cold chain: Applications, key challenges, and future trends. *Journal of Cleaner Production* **302**, 127021 (2021)
3. Benet, J.: Ipfs-content addressed, versioned, p2p file system. arXiv preprint arXiv:1407.3561 (2014)
4. Benhamouda, F., Gentry, C., Gorbunov, S., Halevi, S., Krawczyk, H., Lin, C., Rabin, T., Reyzin, L.: Can a public blockchain keep a secret? In: *TCC* (1). pp. 260–290 (2020)
5. Bethencourt, J., Sahai, A., Waters, B.: Ciphertext-policy attribute-based encryption. In: *SP*. pp. 321–334 (2007)
6. Bramm, G., Gall, M., Schütte, J.: BDABE - blockchain-based distributed attribute based encryption. In: *Proceedings of the 15th International Joint Conference on e-Business and Telecommunications - SECRIPT*. pp. 99–110. INSTICC, SciTePress (2018)
7. Corradini, F., Marcelletti, A., Morichetta, A., Polini, A., Re, B., Scala, E., Tiezzi, F.: Model-driven engineering for multi-party business processes on multiple blockchains. *Blockchain: Res Appl.* **2**(3), 100018 (2021)
8. Corradini, F., Marcelletti, A., Morichetta, A., Polini, A., Re, B., Tiezzi, F.: Engineering trustable choreography-based systems using blockchain. In: Hung, C., Cerný, T., Shin, D., Bechini, A. (eds.) *ACM/SIGAPP Symposium on Applied Computing*. pp. 1470–1479. ACM (2020)
9. Corradini, F., Marcelletti, A., Morichetta, A., Polini, A., Re, B., Tiezzi, F.: A flexible approach to multi-party business process execution on blockchain. *Future Gener. Comput. Syst.* **147**, 219–234 (2023)
10. Corradini, F., Marcelletti, A., Morichetta, A., et al.: Engineering trustable and auditable choreography-based systems using blockchain. *ACM Trans. Manage. Inf. Syst.* **13**(3) (2022)
11. Corradini, F., Morichetta, A., Polini, A., Re, B., Tiezzi, F.: Collaboration vs. choreography conformance in BPMN. *Log. Methods Comput. Sci.* **16**(4) (2020), <https://lmcs.episciences.org/6861>
12. Di Ciccio, C.: Blockchain and Distributed Ledger Technologies, pp. 11–34 (Oct 2023)
13. Di Ciccio, C., Cecconi, A., Dumas, M., García-Bañuelos, L., López-Pintado, O., Lu, Q., Mendling, J., Ponomarev, A., Binh Tran, A., Weber, I.: Blockchain support for collaborative business processes. *Informatik Spektrum* **42**, 182–190 (2019)
14. Di Ciccio, C., Meroni, G., Plebani, P.: On the adoption of blockchain for business process monitoring. *Software and Systems Modeling* **21**(3), 915–937 (2022)
15. Di Ciccio, C., Meroni, G., Plebani, P.: On the adoption of blockchain for business process monitoring. *SoSyM* **21**(3), 915–937 (2022)
16. Feng, T., Wang, D., Gong, R.: A blockchain-based efficient and verifiable attribute-based proxy re-encryption cloud sharing scheme. *Information* **14**(5) (2023)
17. Gamma, E.: *Design patterns: elements of reusable object-oriented software*. Person Education Inc (1995)
18. Ghadge, A., Bourlakis, M., Kamble, S., Seuring, S.: Blockchain implementation in pharmaceutical supply chains: A review and conceptual framework. *International Journal of Production Research* **61**(19), 6633–6651 (2023)
19. Hong, L., Zhang, K., Gong, J., Qian, H.: A practical and efficient blockchain-assisted attribute-based encryption scheme for access control and data sharing. *Security and Communication Networks* **2022**(1), 4978802 (2022)
20. Khan, S.N., Loukil, F., Guegan, C.G., Benkhelifa, E., Bani-Hani, A.: Blockchain smart contracts: Applications, challenges, and future trends. *Peer-to-Peer Netw. Appl.* **14**(5), 2901–2925 (2021)

21. Klinkmüller, C., Ponomarev, A., Tran, A.B., Weber, I., van der Aalst, W.M.P.: Mining blockchain processes: Extracting process mining data from blockchain applications. In: BPM Blockchain and CEE forum. pp. 71–86. Springer (2019)
22. Kosba, A., Miller, A., Shi, E., Wen, Z., Papamanthou, C.: Hawk: The blockchain model of cryptography and privacy-preserving smart contracts. In: SP. pp. 839–858. IEEE (2016)
23. Köpke, J., Meroni, G., Salnitri, M.: Designing secure business processes for blockchains with SecBPMN2BC. *Future Gener. Comput. Syst.* **141**, 382–398 (2023)
24. Lin, C., He, D., Zeadally, S., Huang, X., Liu, Z.: Blockchain-based data sharing system for sensing-as-a-service in smart cities. *ACM Trans. Internet Technol.* **21**(2) (2021)
25. López-Pintado, O., García-Bañuelos, L., Dumas, M., Weber, I., Ponomarev, A.: Caterpillar: A business process execution engine on the Ethereum blockchain. *Softw., Pract. Exper.* **49**(7), 1162–1193 (2019)
26. Madsen, M.F., Gaub, M., Høgnason, T., et al.: Collaboration among adversaries: Distributed workflow execution on a blockchain (2018)
27. Marangone, E., Di Ciccio, C., Friolo, D., Nemmi, E.N., Venturi, D., Weber, I.: Enabling data confidentiality with public blockchains (2023)
28. Marangone, E., Di Ciccio, C., Friolo, D., Nemmi, E.N., Venturi, D., Weber, I.: MARTSIA: Enabling data confidentiality for blockchain-based process execution. In: EDOC. pp. 58–76 (2023)
29. Marangone, E., Di Ciccio, C., Weber, I.: Fine-grained data access control for collaborative process execution on blockchain. In: BPM Blockchain and RPA Forum. pp. 51–67. Springer (2022)
30. Mendling, J., et al.: Blockchains for business process management - challenges and opportunities. *ACM Trans. Manag. Inf. Syst.* **9**(1), 4:1–4:16 (2018)
31. Müller, M., Ostern, N., Rosemann, M.: Silver bullet for all trust issues? blockchain-based trust patterns for collaborative business processes. In: BPM: Blockchain and Robotic Process Automation Forum. LNBIP, vol. 393, pp. 3–18. Springer (2020)
32. Peng, S., Bao, W., Liu, H., Xiao, X., Shang, J., Han, L., Wang, S., Xie, X., Xu, Y.: A peer-to-peer file storage and sharing system based on consortium blockchain. *Future Gener. Comput. Syst.* **141**, 197–204 (2023)
33. Pham, V.D., Tran, C.T., Nguyen, T., Nguyen, T.T., et al.: B-box - a decentralized storage system using IPFS, attributed-based encryption, and blockchain. In: RIVF. pp. 1–6 (2020)
34. Sahai, A., Waters, B.: Fuzzy identity-based encryption. In: EUROCRYPT. p. 457–473. Springer-Verlag (2005)
35. Scandariato, R., Wuyts, K., Joosen, W.: A descriptive study of microsoft’s threat modeling technique. *Requir. Eng.* **20**(2), 163–180 (2015)
36. Stiehle, F., Weber, I.: Blockchain for business process enactment: A taxonomy and systematic literature review. In: Business Process Management: Blockchain, Robotic Process Automation, and Central and Eastern Europe Forum. LNBIP, vol. 459, pp. 5–20. Springer (2022)
37. Thomas, S.: Ssl and tls essentials: Securing the web (2000)
38. Tran, A.B., Lu, Q., Weber, I.: Lorikeet: A model-driven engineering tool for blockchain-based business process execution and asset management. In: BPM Demos. pp. 56–60. Springer (2018)
39. Uddin, M.: Blockchain medledger: Hyperledger fabric enabled drug traceability system for counterfeit drugs in pharmaceutical industry. *International Journal of Pharmaceutics* **597**, 120235 (2021)
40. Weber, I., Xu, X., Riveret, R., Governatori, G., Ponomarev, A., Mendling, J.: Untrusted business process monitoring and execution using blockchain. In: BPM. pp. 329–347. Springer (2016)
41. Wood, G.: Ethereum: A secure decentralised generalised transaction ledger (2014), <https://ethereum.github.io/yellowpaper/paper.pdf>
42. Wu, N., Xu, L., Zhu, L.: A blockchain based access control scheme with hidden policy and attribute. *Future Gener. Comput. Syst.* **141**, 186–196 (Apr 2023)
43. Yan, L., Ge, L., Wang, Z., Zhang, G., Xu, J., Hu, Z.: Access control scheme based on blockchain and attribute-based searchable encryption in cloud environment. *Journal of Cloud Computing* **12**(1), 61 (Apr 2023)