

Fault-Tolerant Implementation of the Deutsch-Jozsa Algorithm

Divyanshu Singh* and Shiroman Prakash†

Department of Physics and Computer Science, Dayalbagh Educational Institute, Agra, India

The Deutsch-Jozsa algorithm, one of the first and simplest quantum algorithms, is a natural candidate for small fault-tolerance experiments. We show that one can implement the Deutsch-Jozsa algorithm in a fault-tolerant manner using the smallest quantum error-detecting code – the $[[4, 2, 2]]$ code – without any ancillae. We implemented the algorithm on a trapped-ion quantum computer with and without fault-tolerant encoding and compared the results. With approximately 99% confidence, we found that the fault-tolerant implementation provides a noise reduction for all oracles. Averaged across all oracles, the reduction in error rate was nearly 90%.

I. INTRODUCTION

Quantum computation holds immense promise [1–7], but realizing its full technological potential requires the implementation of fault-tolerant computations [8, 9]. As hardware noise rates reduce, experiments aimed at demonstrating simple fault-tolerant protocols [10] are entering the realm of possibility (e.g., [11–17]). Ideally, one would like to demonstrate a reduction in noise for all possible quantum state preparations, circuits, and measurements within a fault-tolerant scheme. To our knowledge, this has not yet been done. However, a slightly more practical short-term goal is to implement a textbook quantum algorithm in a completely fault-tolerant manner and demonstrate a reduction in noise for all possible inputs.

Is it possible to observe a noise reduction in a fault-tolerant implementation of a quantum algorithm using currently available quantum computers? Here, we provide a simple fault-tolerant implementation of the first quantum algorithm – the Deutsch-Jozsa algorithm [18, 19] – using the smallest qubit error-detecting code – the $[[4, 2, 2]]$ code [20, 21], and experimentally demonstrate that it provides a statistically significant reduction in noise for all possible inputs on a commercially available ion-trap quantum computer, IonQ’s Aria-1 [22].

The Deutsch-Jozsa algorithm is often the first quantum algorithm introduced in standard textbooks (e.g., [23, 24]). It is an oracle-based quantum algorithm, where the computational advantage arises from reducing the number of oracle queries required to solve a problem posed by Deutsch [18]. There are two parties, Alice and Bob. Alice prepares an oracle implementing a binary function on a single bit $f(x)$. Bob needs to ascertain whether the function $f(x)$ is constant or balanced using as few oracle queries as possible. Classically, Bob requires two oracle queries to solve this problem, however, using quantum superposition, Deutsch and Jozsa [19] showed it is possible to determine whether $f(x)$ is constant or balanced using a single oracle query. The circuit implementing the

Deutsch-Jozsa algorithm is shown in Figure 1. See [25] for more discussion.

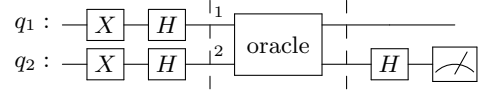


FIG. 1. A circuit implementing the Deutsch-Jozsa algorithm. With a single query, the output of the measurement on the last qubit indicates whether the function encoded by the oracle is balanced or constant.

The circuit implementing the Deutsch-Jozsa algorithm, as well as the oracles implementing boolean functions $f(x)$ of a single-bit x , utilize only Clifford gates for their implementation. The Deutsch-Jozsa algorithm is therefore a natural candidate for fault-tolerant implementation using currently available quantum computers.¹

Gottesman [10] first proposed using the $[[4, 2, 2]]$ code for small experiments in fault tolerance. Since then, several groups have utilized this code, including Vuillot [11] and Willsch *et al.* [26] – who studied and attempted (with mixed results) to demonstrate fault tolerance in early superconducting devices of IBM; Linke *et al.* [27] and Takita *et al.* [28] – who demonstrated fault-tolerant error-detection and state preparation using the $[[4, 2, 2]]$ code using ion trap and superconducting qubits, respectively; Harper and Flammia [12] – who used the $[[4, 2, 2]]$ code to demonstrate a noise reduction in execution of gates, but not state preparation and measurement; and Pokharel and Lidar [13] – who used the $[[4, 2, 2]]$ code to reduce noise in an implementation of Grover’s algorithm that was not, however, completely fault-tolerant. Our work differs from these in that we provide a completely fault-tolerant implementation of a textbook quantum algorithm using the $[[4, 2, 2]]$ code and demonstrate a statistically significant reduction in noise for all possible inputs. In our experiment and those cited above,

* divyanshusingh239@gmail.com

† sprakash@dei.ac.in

¹ The Deutsch-Jozsa algorithm can be generalized to n -bit binary functions; and, in general the oracles require non-Clifford gates for their implementation.

noise-suppression arises via error detection rather than error-correction.

We should also mention [14] which implements the non-trivial primitive operation one-qubit addition fault-tolerantly using the $[[8, 1, 2]]$ colour code, [15] which implements non-Clifford gates using the $[[8, 1, 2]]$ colour code, and [16] who carry out successful fault-tolerant error correction using the $[[7, 1, 3]]$ Steane code.

We chose to carry out experimental realization of the circuits on IonQ's commercially available 25-qubit ion-trap quantum computer [29], Aria-1. However, due to the extreme simplicity of our protocol, we expect that similar reductions in noise using the circuits provided in this paper could be obtained using a variety of quantum computers currently available, including superconducting qubits.

II. $[[4, 2, 2]]$ ERROR-DETECTING CODE

We now present a fault-tolerant implementation of the Deutsch-Josza algorithm in the $[[4, 2, 2]]$ error-detecting code that requires no ancillae.

The $[[4, 2, 2]]$ code [20, 21] is defined by the stabilizers $S_1 = XXXX$ and $S_2 = ZZZZ$. We choose logical operators $\bar{X}_1 = ZIZI$, $\bar{Z}_1 = XXII$, $\bar{X}_2 = XXII$ and $\bar{Z}_2 = ZIZI$. This choice, which differs from the choice made by other authors [10–13], enables one to fault-tolerantly implement the Deutsch-Josza algorithm without any ancillae.² Table I presents some transversal gates for the $[[4, 2, 2]]$ code, with this choice of logical gates.

The logical states for this code are

$$\begin{aligned} |\overline{+0}\rangle &= \frac{1}{\sqrt{2}} (|0000\rangle + |1111\rangle), \\ |\overline{+1}\rangle &= \frac{1}{\sqrt{2}} (|1100\rangle + |0011\rangle), \\ |\overline{-0}\rangle &= \frac{1}{\sqrt{2}} (|1010\rangle + |0101\rangle), \\ |\overline{-1}\rangle &= \frac{1}{\sqrt{2}} (|0110\rangle + |1001\rangle). \end{aligned} \quad (1)$$

As in [10], we can implement a fault-tolerant simultaneous measurement of $\bar{X} \otimes I$ and $I \otimes \bar{Z}$ without any ancillae by measuring each of the four physical qubits in the computational basis. Measurement outcomes for the physical qubits are translated into outcomes for the logical qubits via equation (1). A single X error on any physical qubit will cause the total number of 1's measured to be odd, in which case we discard the run. A single Z error on any physical qubit, while undetectable,

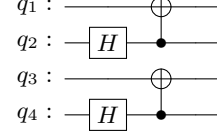


FIG. 2. Fault tolerant preparation of the state $|\overline{++}\rangle$ in the $[[4, 2, 2]]$ error-detecting code.

Logical Gate	Physical Gate(s)
$\bar{I} \otimes \bar{I}$	$X^{\otimes 4}, Z^{\otimes 4}$
$\bar{X} \otimes \bar{I}$	$Z \otimes Z \otimes I \otimes I$
$\bar{Z} \otimes \bar{I}$	$X \otimes I \otimes X \otimes I$
$\bar{I} \otimes \bar{X}$	$X \otimes X \otimes I \otimes I$
$\bar{I} \otimes \bar{Z}$	$Z \otimes I \otimes Z \otimes I$
CNOT_{21}	$S \otimes ZS \otimes ZS \otimes S$
SWAP_{12}	$H \otimes H \otimes H \otimes H$

TABLE I. A useful choice of logical operators for the $[[4, 2, 2]]$ code, with corresponding transversal gates.

will not affect the measurement results and can be safely ignored.

We can also fault-tolerantly prepare the logical state $|\overline{++}\rangle$, which can be expressed as the product of Bell states,

$$\begin{aligned} |\overline{++}\rangle &= \frac{1}{2} (|0000\rangle + |0011\rangle + |1100\rangle + |1111\rangle) \\ &= \frac{1}{2} (|00\rangle + |11\rangle) (|00\rangle + |11\rangle), \end{aligned} \quad (2)$$

using the circuit in Figure 2. As observed in [10], to see that this circuit is fault-tolerant, note that an error in one of the CNOT gates could induce a two-qubit error on one of the Bell states, which can be written as a linear superposition of Pauli errors. However, using $U_1 \otimes U_2 (|00\rangle + |11\rangle) = 1 \otimes U_2 U_1^T (|00\rangle + |11\rangle)$, any two-qubit Pauli error on the Bell state is equivalent to a single qubit error. Of course, to prepare other logical states, such as $|+\rangle |0\rangle$, we would in general require an ancilla.

What constitutes a fault-tolerant implementation of the Deutsch-Josza algorithm? Alice supplies Bob with an oracle implementing one of the four binary functions. We assume Alice agrees to provide a fault-tolerant version of this oracle, using a specified dictionary, which in our case will be the dictionary in Table I. Bob will then apply a fault-tolerant encoding of the circuit implementing the Deutsch-Josza algorithm to the oracle. Crucially, Bob does not know what oracle Alice has chosen, so his circuit must be fault-tolerant regardless of which of the four oracles Alice chooses to give him. We also allow Alice and Bob to individually simplify their respective quantum circuits. However, the oracles and Deutsch-Josza circuit must be prepared and executed independently, so we demand that no simplification occurs that combines

² If we were to directly use the logical operators chosen in [10] to implement the Deutsch-Josza algorithm fault-tolerantly, one would seem to require 1 ancilla as well as 5 CNOT gates.

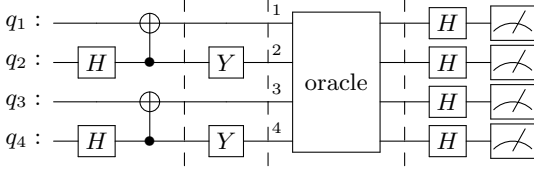


FIG. 3. Fault-tolerant encoding of the Deutsch-Jozsa algorithm in the $[[4, 2, 2]]$ code. In the last step, we swap the logical qubits before measurement, in order to measure X rather than Z on the logical qubit of interest.

gates from both Alice's and Bob's circuits.

Because of the limit number of transversal gates associated with the $[[4, 2, 2]]$ code, it is not immediately obvious one can implement the Deutsch-Jozsa algorithm using it with no ancillae. However, a fault-tolerant implementation of the Deutsch-Jozsa algorithm is possible, which crucially takes advantage of the ability to fault-tolerantly prepare the state $|++\rangle$ and measure one of the qubits in the X eigenbasis, as shown in Figure 3. Fault-tolerant implementations of oracles corresponding to each of the four possible binary functions $f(x)$ using transversal gates are shown in Table II. The resulting circuits are fault-tolerant – if a single error occurs on any qubit, gate, or measurement that would affect the results of the experiment, it will be detected and the run discarded.

Binary Function	Bare Oracle	Encoded Oracle
$f(x) = 0$	$q_1 : \text{---}$ $q_2 : \text{---}$	$q_1 : \text{---}$ $q_2 : \text{---}$ $q_3 : \text{---}$ $q_4 : \text{---}$
$f(x) = x$	$q_1 : \text{---}\oplus\text{---}$ $q_2 : \text{---}\bullet\text{---}$	$q_1 : \text{---}[S]\text{---}$ $q_2 : \text{---}[Z][S]\text{---}$ $q_3 : \text{---}[Z][S]\text{---}$ $q_4 : \text{---}[S]\text{---}$
$f(x) = 1 \oplus x$	$q_1 : \text{---}[X]\oplus\text{---}$ $q_2 : \text{---}\bullet\text{---}$	$q_1 : \text{---}[Z][S]\text{---}$ $q_2 : \text{---}[S]\text{---}$ $q_3 : \text{---}[Z][S]\text{---}$ $q_4 : \text{---}[S]\text{---}$
$f(x) = 1$	$q_1 : \text{---}[X]\text{---}$ $q_2 : \text{---}$	$q_1 : \text{---}[Z]\text{---}$ $q_2 : \text{---}[Z]\text{---}$ $q_3 : \text{---}$ $q_4 : \text{---}$

TABLE II. Bare and encoded oracle implementations.

III. EXPERIMENTAL RESULTS

We ran the Deutsch-Jozsa algorithm on all four oracles with and without the fault-tolerant encoding described above. We implemented fault-tolerant circuits using native gates [30], and disabled error mitigation and circuit post-processing using the options available in Amazon braket [31], as described in Appendix A. Each run consisted of 4096 shots.

In order to compare the results between bare and encoded circuits, [10] defined the *statistical distance*, which compares observed probability distribution of outcomes for a given circuit with the ideal probability distribution expected for that circuit in the absence of noise, as a performance metric for small fault-tolerant experiments. While a complete characterization of the noise reduction associated with a fault-tolerant scheme should ideally include detailed tomography studies, for the purpose of evaluating a fault-tolerant implementation of a particular quantum algorithm, the statistical distance is the most natural performance metric to use.

Let P_i denote the theoretical probability of outcome labeled i in an ideal quantum circuit, Q_i denote the observed probability of the outcome i in the bare (non-fault-tolerant) quantum circuit, and R_i the observed probability in the encoded (fault-tolerant) circuit.

In the bare circuit implementing the Deutsch-Jozsa algorithm, Figure 1, the output is obtained by measuring the second qubit only. If the oracle implements a constant function then $P_0 = 0$ and $P_1 = 1$, and if the oracle implements a balanced function then $P_0 = 1$ and $P_1 = 0$.

When we run the algorithm, we measure the second qubit and obtain probabilities Q_0 and Q_1 , which may be compared to the ideal probabilities P_0 and P_1 , via the statistical distance, defined in [10] to be,

$$D_{\text{bare}} = \frac{1}{2}(|P_0 - Q_0| + |P_1 - Q_1|). \quad (3)$$

When we run the encoded circuits, we measure all four qubits, resulting in probabilities R_{ijkl} for 16 possible outcomes. The error detection step consists of discarding those outcomes outside of the codespace (*i.e.*, those containing an odd number of 1's), to obtain 8 probabilities R_{ijkl} , which are re-normalized to sum to 1. These are then translated to probabilities for logical qubits measurement via,

$$\begin{aligned} R_{00} &= R'_{0000} + R'_{1111}, \\ R_{01} &= R'_{1100} + R'_{0011}, \\ R_{10} &= R'_{1010} + R'_{0101}, \\ R_{11} &= R'_{0110} + R'_{1001}. \end{aligned} \quad (4)$$

In the encoded circuit, Figure 3, it was necessary to swap the logical qubits prior to measurement. We then have $R_0 = R_{00} + R_{01}$ and $R_1 = R_{10} + R_{11}$, and the statistical distance for the encoded circuit is

$$D_{\text{enc}} = \frac{1}{2}(|P_0 - R_0| + |P_1 - R_1|). \quad (5)$$

Oracle	Statistical Distance (Bare)	Statistical Distance (Encoded)	Statistical Distance (Encoded-Bare)	Post-Selection Ratio
$f(x) = 0$	0.01929 ± 0.00152	0.00178 ± 0.00048	-0.01750 ± 0.00159	0.958
$f(x) = x$	0.00317 ± 0.00062	0.00128 ± 0.00040	-0.00189 ± 0.00074	0.954
$f(x) = 1 \oplus x$	0.00513 ± 0.00078	0.00076 ± 0.00031	-0.00436 ± 0.00085	0.958
$f(x) = 1$	0.01782 ± 0.00146	0.00129 ± 0.00040	-0.01654 ± 0.00152	0.950

TABLE III. Experimental results for bare (non-fault tolerant) and encoded (fault-tolerant) implementation of the Deutsch-Josza algorithm for all oracles, on IonQ’s Aria-1 machine with 4096 shots in each run.

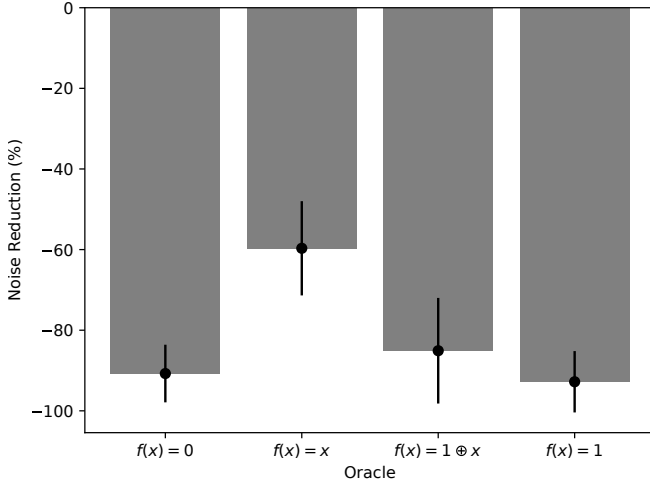


FIG. 4. The percentage noise reduction $(D_{\text{enc}} - D_{\text{bare}})/D_{\text{bare}}$ for all oracles. Error bars denote one standard deviation. We see that there is a statistically significant noise reduction for each oracle.

The fraction of runs that were not discarded is the post-selection ratio.

Results are presented in Table III, and the percentage noise reduction is,

$$(D_{\text{enc}} - D_{\text{bare}})/D_{\text{bare}} \quad (6)$$

is plotted in Figure 4. We see that there is a statistically significant noise reduction for all four oracles. The worst improvement we observed was for the oracle $f(x) = x$, for which $D_{\text{enc}} - D_{\text{bare}} = -0.00189 \pm 0.000741$, which is negative with approximately 99% confidence, and corresponds to a noise reduction of $-(60 \pm 12)\%$. The average percentage noise reduction we found was

$$(\bar{D}_{\text{enc}} - \bar{D}_{\text{bare}})/\bar{D}_{\text{bare}} \approx -(88.7 \pm 4.6)\%. \quad (7)$$

IV. DISCUSSION

Our results show that a fault-tolerant implementation of the simplest quantum algorithm – the Deutsch-Josza

algorithm – using the smallest quantum error-detecting code – the $[[4, 2, 2]]$ code – is possible and achieves a reduction in noise for all possible oracles, averaging one order of magnitude, on a commercially available ion-trap quantum computer. To our knowledge, this is the first completely fault-tolerant implementation of a quantum algorithm (albeit the simplest one) that demonstrates a statistically significant reduction in noise.

Our circuits allowed us to achieve this result with very low overhead cost – no ancilla, and a post-selection ratio of approximately 0.95. The connectivity requirements of our circuits are minimal. It therefore appears feasible to implement them on other commercially available quantum computers based on superconducting qubits. Indeed, we also carried out preliminary attempts at running these circuits on Rigetti’s 9-superconducting qubit machine, Ankaa-9Q-3, and observed in a similar reduction in noise, which we hope to report on in the future.

Let us emphasize that we have not demonstrated a reduction in noise for all possible circuits using the hardware available to us. For example, we also attempted to reproduce the experiment of [11] using the same hardware, but we could not demonstrate a statistically significant reduction in noise for all entangled states. To our knowledge, an unambiguous experimental demonstration of noise reduction over all gates, state preparations, and measurements using the $[[4, 2, 2]]$ code is still an open problem. Our work, however, experimentally demonstrates that, even before achieving this more ambitious goal, small fault-tolerant schemes can achieve, through a judicious choice of logical operators and state preparation circuits, a reduction in noise when executing specific quantum algorithms.

ACKNOWLEDGMENTS

SP thanks Prof. P.S. Satsangi for inspiration and guidance. We acknowledge the support of MeitY QCAL, Amazon Braket and DST-SERB grant (CRG/2021/009137). We also thank K. Ramya, Tanay Saha, Shubham Sinha and Amolak Kalra for discussions, and the developers of the Qiskit SDK [32] which we used

when running our quantum circuits.

-
- [1] P. W. Shor, “Polynomial time algorithms for prime factorization and discrete logarithms on a quantum computer,” *SIAM J. Sci. Statist. Comput.*, vol. 26, p. 1484, 1997.
 - [2] L. K. Grover, “A fast quantum mechanical algorithm for database search,” in *Proceedings of the twenty-eighth annual ACM symposium on Theory of computing*, pp. 212–219, 1996.
 - [3] D. Srivastava, V. Sahni, and P. Satsangi, “Graph-theoretic quantum system modelling for information/computation processing circuits,” *Int. J. Gen. Syst.*, vol. 40, pp. 777–804, 11 2011.
 - [4] D. Srivastava, V. Sahni, and P. Satsangi, “Graph-theoretic quantum system modelling for neuronal microtubules as hierarchical clustered quantum Hopfield networks,” *Int. J. Gen. Syst.*, vol. 43, 04 2014.
 - [5] D. P. Srivastava, V. Sahni, and P. S. Satsangi, “From n-qubit multi-particle quantum teleportation modelling to n-qudit contextuality based quantum teleportation and beyond,” *Int. J. Gen. Syst.*, vol. 46, no. 4, pp. 414–435, 2017.
 - [6] D. P. Srivastava, V. Sahni, and P. S. Satsangi, “Modelling microtubules in the brain as n-qudit quantum Hopfield network and beyond,” *Int. J. Gen. Syst.*, vol. 45, no. 1, pp. 41–54, 2016.
 - [7] A. Montanaro, “Quantum algorithms: an overview,” *npj Quantum Information*, vol. 2, no. 1, p. 15023, 2016.
 - [8] P. W. Shor, “Fault-tolerant quantum computation,” in *Proceedings of 37th conference on foundations of computer science*, pp. 56–65, IEEE, 1996.
 - [9] D. Gottesman, “A Theory of fault tolerant quantum computation,” *Phys. Rev. A*, vol. 57, p. 127, 1998.
 - [10] D. Gottesman, “Quantum fault tolerance in small experiments,” *arXiv preprint arXiv:1610.03507*, 2016.
 - [11] C. Vuillot, “Is error detection helpful on IBM 5Q chips?,” *Quantum Info. Comput.*, vol. 18, no. 11–12, p. 949–964, 2018.
 - [12] R. Harper and S. T. Flammia, “Fault-tolerant logical gates in the ibm quantum experience,” *Phys. Rev. Lett.*, vol. 122, p. 080504, Feb 2019.
 - [13] B. Pokharel and D. A. Lidar, “Better-than-classical Grover search via quantum error detection and suppression,” *npj Quantum Inf.*, vol. 10, no. 1, p. 23, 2024.
 - [14] Y. Wang *et al.*, “Fault-tolerant one-bit addition with the smallest interesting color code,” *Sci. Adv.*, vol. 10, no. 29, p. ado9024, 2024.
 - [15] D. H. Menendez, A. Ray, and M. Vasmer, “Implementing fault-tolerant non-Clifford gates using the $[[8,3,2]]$ color code,” *Phys. Rev. A*, vol. 109, no. 6, p. 062438, 2024.
 - [16] L. Postler, F. Butt, I. Pogorelov, C. D. Marciniak, S. Heußen, R. Blatt, P. Schindler, M. Risppler, M. Müller, and T. Monz, “Demonstration of Fault-Tolerant Steane Quantum Error Correction,” *PRX Quantum*, vol. 5, no. 3, p. 030326, 2024.
 - [17] B. W. Reichardt *et al.*, “Demonstration of quantum computation and error correction with a tesseract code,” 9 2024.
 - [18] D. Deutsch, “Quantum theory, the Church-Turing principle and the universal quantum computer,” *Proceedings of the Royal Society of London Series A*, vol. 400, pp. 97–117, July 1985.
 - [19] D. Deutsch and R. Jozsa, “Rapid Solution of Problems by Quantum Computation,” *Proceedings of the Royal Society of London Series A*, vol. 439, pp. 553–558, Dec. 1992.
 - [20] L. Vaidman, L. Goldenberg, and S. Wiesner, “Error prevention scheme with four particles,” *Phys. Rev. A*, vol. 54, p. R1745, 1996.
 - [21] M. Grassl, T. Beth, and T. Pellizzari, “Codes for the quantum erasure channel,” *Phys. Rev. A*, vol. 56, p. 33, 1997.
 - [22] IonQ, *Aria-1: IonQ’s 25-qubit quantum computing system*, <https://ionq.com/quantum-systems/aria> Accessed on 11 August 2024. IonQ Quantum Systems, 2024.
 - [23] N. D. Mermin, *Quantum Computer Science: An Introduction* doi:10.1017/CBO9780511813870. Cambridge University Press, 2007.
 - [24] M. A. Nielsen and I. L. Chuang, *Quantum Computation and Quantum Information: 10th Anniversary Edition* doi:10.1017/CBO9780511976667. Cambridge University Press, 2010.
 - [25] R. Cleve, A. Ekert, C. Macchiavello, and M. Mosca, “Quantum algorithms revisited,” *Proc. Roy. Soc. Lond. A*, vol. 454, p. 339, 1998.
 - [26] D. Willsch, M. Willsch, F. Jin, H. De Raedt, and K. Michielsen, “Testing quantum fault tolerance on small systems,” *Phys. Rev. A*, vol. 98, no. 5, p. 052348, 2018.
 - [27] N. M. Linke, M. Gutierrez, K. A. Landsman, C. Figgatt, S. Debnath, K. R. Brown, and C. Monroe, “Fault-tolerant quantum error detection,” *Science Advances*, vol. 3, p. e1701074, Oct. 2017.
 - [28] M. Takita, A. W. Cross, D. Córcoles, A. J. M. Chow, and J. M. Gambetta, “Experimental Demonstration of Fault-Tolerant State Preparation with Superconducting Qubits,” *Phys. Rev. Lett.*, vol. 119, no. 18, p. 180501, 2017.
 - [29] J. I. Cirac and P. Zoller, “Quantum computations with cold trapped ions,” *Phys. Rev. Lett.*, vol. 74, pp. 4091–4094, May 1995.
 - [30] IonQ Staff, “Getting started with Native Gates.” <https://ionq.com/docs/getting-started-with-native-gates>. Accessed: Nov 23, 2024.
 - [31] AWS braket, “Verbatim compilation.” <https://ionq.com/docs/getting-started-with-native-gates>. Accessed: Nov 23, 2024.
 - [32] A. Javadi-Abhari, M. Treinish, K. Krsulich, C. J. Wood, J. Lishman, J. Gacon, S. Martiel, P. D. Nation, L. S. Bishop, A. W. Cross, B. R. Johnson, and J. M. Gambetta, “Quantum computing with Qiskit arXiv.2405.08810,” 2024.

Binary Function	Encoded Oracle in Native Gates
$f(x) = 0$	$q_1 : \text{---}$ $q_2 : \text{---}$ $q_3 : \text{---}$ $q_4 : \text{---}$
$f(x) = x$	$q_1 : \boxed{G_\pi(0)} \boxed{G_\pi(\frac{1}{8})} \text{---}$ $q_2 : \boxed{G_\pi(0)} \boxed{G_\pi(\frac{3}{8})} \text{---}$ $q_3 : \boxed{G_\pi(0)} \boxed{G_\pi(\frac{3}{8})} \text{---}$ $q_4 : \boxed{G_\pi(0)} \boxed{G_\pi(\frac{1}{8})} \text{---}$
$f(x) = 1 \oplus x$	$q_1 : \boxed{G_\pi(0)} \boxed{G_\pi(\frac{3}{8})} \text{---}$ $q_2 : \boxed{G_\pi(0)} \boxed{G_\pi(\frac{1}{8})} \text{---}$ $q_3 : \boxed{G_\pi(0)} \boxed{G_\pi(\frac{3}{8})} \text{---}$ $q_4 : \boxed{G_\pi(0)} \boxed{G_\pi(\frac{1}{8})} \text{---}$
$f(x) = 1$	$q_1 : \boxed{G_\pi(\frac{1}{2})} \boxed{G_\pi(\frac{1}{4})} \text{---}$ $q_2 : \boxed{G_\pi(\frac{1}{2})} \boxed{G_\pi(\frac{1}{4})} \text{---}$ $q_3 : \text{---}$ $q_4 : \text{---}$

TABLE IV. Oracles implemented via native gates for IonQ's Aria-1 machine.

Appendix A: Hardware Specifications and Native Gates

IonQ Aria-1 is a 25 qubit universal gate-model ion-trap quantum computer [22]. Our circuits use the following native gates for IonQ machines are the gates

$$G_\pi(\alpha) = \begin{pmatrix} 0 & e^{-2\pi i \alpha} \\ e^{2\pi i \alpha} & 0 \end{pmatrix}, \quad (\text{A1})$$

$$G_{\pi/2}(\alpha) = \frac{1}{\sqrt{2}} \begin{pmatrix} 1 & -ie^{-2\pi i \alpha} \\ -ie^{2\pi i \alpha} & 1 \end{pmatrix}, \quad (\text{A2})$$

and the fully-entangling Mølmer-Sørensen gate

$$\text{MS}(0,0) = \frac{1}{\sqrt{2}} \begin{pmatrix} 1 & 0 & 0 & -i \\ 0 & 1 & -i & 0 \\ 0 & -i & 1 & 0 \\ -i & 0 & 0 & 1 \end{pmatrix}. \quad (\text{A3})$$

Implementations of the fault-tolerant Deutsch Josza circuit is shown in Figure 5, with fault-tolerant oracles in Table IV.

All the bare and encoded circuits were run with 4096 shots, with error mitigation manually disabled. Encoded

Calibration Data	
Average 1Q fidelity (%)	99.05
Average 2Q fidelity (%)	98.75
Average readout fidelity (%)	99.32
T1 (μs)	100000000.000
T2 (μs)	1000000.000
1Q gate duration (μs)	135.000
2Q gate duration (μs)	600.000
Readout duration (μs)	300.000
Active reset duration (μs)	20.000

TABLE V. Calibration data taken at the time of run. (T1 is the time scale for a $|1\rangle$ state to decay toward the ground state $|0\rangle$ and T2 is the time scale for a $|+\rangle$ state to decohere into the completely mixed state.)

circuits were run with native gates explicitly specified as per [30, 31] to ensure that post-processing does not destroy fault tolerance. The calibration data provided by IonQ, taken at the time of the run, is shown in Table V.

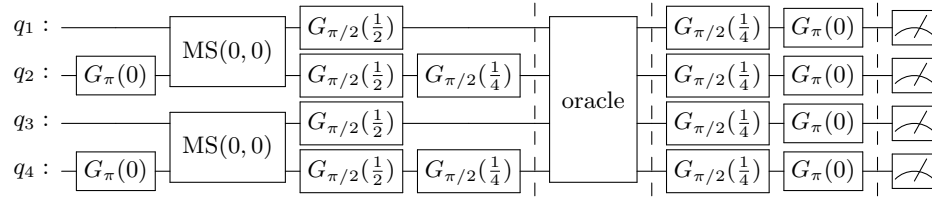


FIG. 5. Fault-tolerant implementation of the Deutsch-Jozsa Algorithm in IonQ Native Gates.