

BESSTIE: A Benchmark for Sentiment and Sarcasm Classification for Varieties of English

Dipankar Srirag
University of New South Wales
Sydney, Australia
d.srirag@unsw.edu.au

Jordan Painter
Institute for People-Centred AI
University of Surrey
Surrey, United Kingdom
jp01166@surrey.ac.uk

Aditya Joshi
University of New South Wales
Sydney, Australia
aditya.joshi@unsw.edu.au

Diptesh Kanojia
Institute for People-Centred AI
University of Surrey
Surrey, United Kingdom
d.kanojia@surrey.ac.uk

Abstract

Despite large language models (LLMs) being known to exhibit bias against non-mainstream varieties, there are no known labeled datasets for sentiment analysis of English. To address this gap, we introduce **BESSTIE**, a benchmark for sentiment and sarcasm classification for three varieties of English: Australian (en-AU), Indian (en-IN), and British (en-UK). Using web-based content from two domains, namely, Google Place reviews and Reddit comments, we collect datasets for these language varieties using two methods: location-based and topic-based filtering. Native speakers of the language varieties manually annotate the datasets with sentiment and sarcasm labels. Subsequently, we fine-tune nine large language models (LLMs) (representing a range of encoder/decoder and mono/multilingual models) on these datasets, and evaluate their performance on the two tasks. Our results reveal that the models consistently perform better on inner-circle varieties (*i.e.*, en-AU and en-UK), with significant performance drops for en-IN, particularly in sarcasm detection. We also report challenges in cross-variety generalisation, highlighting the need for language variety-specific datasets such as ours. **BESSTIE** promises to be a useful evaluative benchmark for future research in equitable LLMs, specifically in terms of language varieties. The **BESSTIE** datasets, code, and models are currently available on request, while the paper is under review. Please email aditya.joshi@unsw.edu.au.

CCS Concepts

• **Computing methodologies** → **Natural language processing: Language resources.**

Keywords

bias, language variety, dialectal bias, language models, sentiment classification, sarcasm classification, benchmark, natural language processing

ACM Reference Format:

Dipankar Srirag, Aditya Joshi, Jordan Painter, and Diptesh Kanojia. 2024. **BESSTIE: A Benchmark for Sentiment and Sarcasm Classification for Varieties of English**. In . ACM, New York, NY, USA, 10 pages. <https://doi.org/10.1145/nnnnnnn.nnnnnnn>

1 Introduction

Benchmark-based evaluation [34] of large language models (LLMs) is the prevalent norm in natural language processing (NLP). Benchmarks provide labeled datasets [25, 36] for specific tasks so that LLMs can be evaluated against them. However, most NLP benchmarks do not contain text in language varieties such as national varieties, dialects, sociolects or creoles [18, 23, 31]. As a result, despite the superlative performance of LLMs on Standard American English, LLMs are not evaluated on other varieties of English. Knowing that LLMs can be biased against certain language varieties (as shown by [7] for African-American English), little empirical evidence is found for their bias towards several language varieties, particularly those of English. An exception is Multi-VALUE [39] which creates synthetic datasets of language varieties using linguistically-informed syntactic transformations and reports a degraded performance on the GLUE benchmark. However, such synthetic texts are insufficient in measuring language variety bias because language varieties are more than syntax and encompass orthography, vocabulary, and cultural pragmatics [27]. As a result, labeled datasets of natural text are crucial to measure the bias in LLMs towards these varieties.

To address this gap, we introduce **BESSTIE**, A **BE**nchmark for **S**entiment and **S**arcasm classification for **varieTIE**s of **E**nglish, namely, Australian (en-AU), Indian (en-IN), and British (en-UK). **BESSTIE** comprises a manually labeled dataset of textual posts along with performance results of fine-tuned LLMs on the two classification tasks. The dataset consists of text samples collected from *two* web-based domains, namely, Google Places reviews, and Reddit comments, using *two* filtering methods: location-based and topic-based filtering respectively. Following that, we obtain manual annotations for boolean sentiment and sarcasm labels from native speakers of the language varieties. The novelty of the **BESSTIE**

Permission to make digital or hard copies of all or part of this work for personal or classroom use is granted without fee provided that copies are not made or distributed for profit or commercial advantage and that copies bear this notice and the full citation on the first page. Copyrights for components of this work owned by others than the author(s) must be honored. Abstracting with credit is permitted. To copy otherwise, or republish, to post on servers or to redistribute to lists, requires prior specific permission and/or a fee. Request permissions from permissions@acm.org.

Conference '17, July 2017, Washington, DC, USA

© 2024 Copyright held by the owner/author(s). Publication rights licensed to ACM.

ACM ISBN 978-x-xxxx-xxxx-x/YY/MM

<https://doi.org/10.1145/nnnnnnn.nnnnnnn>

Benchmark	Sent.	Sarc.	Eng.	Var.
Cieliebak et al. (2017) [6]	✓	✗	✗	✗
Wang et al. (2018) [37]	✓	✗	✓	✗
Alharbi et al. (2020) [4]	✓	✗	✗	✓
Abu Farha et al. (2021) [3]	✓	✓	✗	✓
Elmadany et al. (2023) [10]	✓	✓	✗	✓
Faisal et al. (2024) [11]	✓	✗	✗	✓
BESSTIE	✓	✓	✓	✓

Table 1: Comparison of BESSTIE with past benchmarks for sentiment or sarcasm classification. ‘Sent.’ indicates sentiment classification, ‘Sarc.’ denotes sarcasm classification, ‘Eng.’ denotes English, and ‘Var.’ denotes language varieties. A checkmark (✓) denotes the availability of a particular feature, while a cross (✗) indicates its absence.

dataset can be seen in Table 1. **BESSTIE** improves not only upon popular sentiment/sarcasm-labeled datasets but also a recent dialectal benchmark, DialectBench [11], which contains dialectal datasets for sentiment classification but for languages other than English. Therefore, the **BESSTIE** dataset is novel in the introduction of new language varieties (specifically, varieties of English) and, an additional task, sarcasm classification.

We then use the dataset to model both the tasks (sentiment and sarcasm classification) as *binary classification* problems. We evaluate nine fine-tuned LLMs, spanning encoder/decoder and monolingual/multilingual models. Our results indicate that current models exhibit a significant decrease in performance when processing text written in en-IN, an outer-circle variety, in comparison with inner-circle varieties of English¹ (en-AU and en-UK). The performance on sarcasm classification is consistently low across the three varieties, providing pointers for future work. Following that, we examine the aggregate performance for the three varieties, the two tasks and model attributes (encoder/decoder and monolingual/multilingual). We also examine cross-variety and cross-domain performance on all models highlighting the need for **BESSTIE**. **BESSTIE** evaluation provides a solid baseline to examine biases of contemporary LLMs, and will help to develop new methods to mitigate these biases.

The contributions of this work are:

- Creation of a manually annotated dataset of user-generated content with sentiment and sarcasm labels for three varieties of English, called **BESSTIE**.
- Evaluating nine LLMs on **BESSTIE** and analysing their performance to identify challenges arising due to language varieties.

An overview of **BESSTIE** is described in Figure 1. The paper describes the dataset (Section 4; referring to ‘Collection’ and ‘Annotation’ in the figure) and the evaluation methodology (Section 5; ‘Evaluation’ in the Figure) of **BESSTIE**. The experiment setup and results are in Sections 6 and 7 respectively, followed by error analysis in Section 8.

¹Inner-circle English varieties are those spoken by people who use English as a first language. Outer-circle varieties are those spoken by bi/multilingual speakers.

2 Related work

NLP Benchmarks such as GLUE [37], SuperGLUE [36], and DynaBench [20] have played a pivotal role in evaluating LLMs on multiple NLP tasks, including sentiment classification. However, these benchmarks are limited in their ability to capture the linguistic nuances of non-standard language varieties. Efforts to address this include datasets for African languages and dialects [26], Arabic dialects [10], and CreoleVal [22] which provides datasets for 28 creole languages. More recently, DIALECTBENCH [11] is a collection of dialectal datasets, and associated NLP models across 281 dialectal varieties for several tasks. However, the benchmark does not contain English dialectal datasets for sentiment and sarcasm classification. **BESSTIE** is the first benchmark for sentiment and sarcasm classification specifically for non-standard varieties of English.

Similarly, several sarcasm classification datasets for standard variety of English exist, consisting of reddit comments [19], amazon reviews [12], and tweets [1, 28, 30, 32]. However, there is a notable absence of sarcasm classification datasets that account for non-standard varieties of English. ArSarcasm-v2 [3] is a dataset annotated for sarcasm, sentiment, and the dialect of each tweet for Arabic. Abu Farha and Magdy [2] benchmarked Arabic-specific transformer models on this dataset, noting that models trained on Arabic data, including varieties of the language, tend to perform better.

We emphasise that the papers listed above approach benchmark creation in a similar manner as **BESSTIE**: they create an annotated dataset for a task, and test a broad range of models to highlight the potential for future work. In that sense, these benchmark papers acknowledge that *creating a dataset and measuring bias is an important task achieved by papers that introduce benchmarks*, without necessarily presenting a *new method* itself for the task. This holds true for our paper as well.

3 Ethical Considerations

The project received ethics approval from the Human Research Ethics Committee at UNSW, Sydney (reference number: iRECS6514). We treat the reviews as separate texts and do not aggregate them by user in any way. The Reddit comments and Google reviews used in this paper are from publicly available posts, accessible through official APIs. We adhere to the terms of service and policies outlined by these platforms while gathering data. We do not attempt to de-identify any users or collect aggregate information about individual users. The dataset, including sentiment and sarcasm annotations, is shared in a manner that preserves user privacy and abides by the rules and guidelines of the source platforms.

4 Dataset Creation

We now describe parts (a) and (b) of Figure 1 which result in a manually annotated dataset for sentiment and sarcasm classification.

4.1 Data Collection

We collect textual posts from two domains: Google Places reviews and Reddit comments, using two filtering methods: location-based and topic-based respectively. Location-based filtering implies that we select reviews that were posted for locations in the three countries. Specifically, we collect reviews posted in cities in AU, IN and UK,

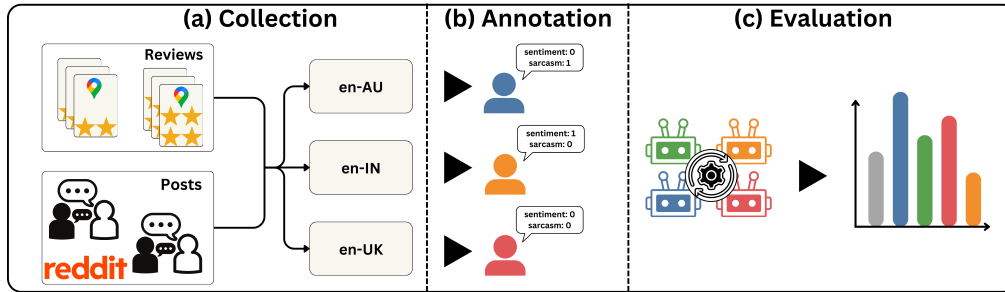


Figure 1: Methodology of BESSTIE. (a) Collection is detailed in Section 4.1, (b) Annotation is detailed in 4.2, and (c) Evaluation is detailed in Section 5.

and their corresponding ratings (1 to 5 stars, where 5 is the highest.) using the Google Places API² from the place types, also defined by the API. The criteria for city selection are based on population thresholds specific to each country (en-AU: 20K; en-IN:100K; en-UK: 50K). We further filter the dataset to only contain reviews with closer ratings (2 and 4 stars). We also filter out any non-English content using language probabilities calculated by fastText [15] word vectors, using a threshold of 0.98. Additionally, to mitigate the risk of including reviews written by tourists rather than residents, we exclude reviews from locations designated as ‘tourist attractions’³ by the Google Places API.

To create the REDDIT subset, we employ topic-based filtering and choose up to four subreddits per variety (en-AU: ‘melbourne’, ‘AustralianPolitics’, ‘AskAnAustralian’; en-IN: ‘India’, ‘IndiaSpeaks’, ‘BollyBlindsNGossip’; en-UK: ‘England’, ‘Britain’, ‘UnitedKingdom’, ‘GreatBritishMemes’). We select these subreddits based on the understanding that they feature popular, discussions specific to a variety, making it highly likely that contributors use the appropriate language variety. For each variety, we scrape 12,000 comments evenly across the selected subreddits, capping at 20 comments per post and focusing on recent posts. These are then randomly sampled and standardized to 3,000 comments per variety before manual annotation.

4.2 Annotation

We hire three annotators⁴ each for the three language varieties. The annotators assign the processed reviews and posts two labels: sentiment and sarcasm. The choice of labels given are *negative*, *positive*, and *discard*. We instruct the annotators to use the *discard* label for uninformative examples with no apparent polarity and in a few cases, for computer-generated messages. We compensate the annotators at the casual employment rate prescribed by the host institution.

4.3 Data Quality & Statistics

Data Quality. While previous studies utilise location-based filtering to evaluate the robustness of language technologies across varieties [5, 35], it needs to be examined if the collected text is

²<https://developers.google.com/maps/documentation/places/web-service/overview>; Accessed on 23 July 2024

³<https://developers.google.com/maps/documentation/places/web-service/supported-types>; Accessed on 13 November 2024.

⁴Two of these are the authors of the paper who were also involved in the evaluation.

	Cannot say	en-AU	en-IN	en-UK
Cannot say	16	23	3	44
en-AU	2	28	4	36
en-IN	6	8	46	26
en-UK	1	17	1	39
	Cannot say	en-AU	en-IN	en-UK

Figure 2: Confusion matrix showing the overlap in variety annotations between annotators, ant-IN, and ant-UK. Rows represent the labels assigned by ant-IN, and columns represent the labels assigned by ant-UK. The principle diagonal elements indicate agreement between annotators, while off-diagonal elements highlight disagreements.

indeed from these national varieties. To address this, we conduct an annotation exercise with en-IN and en-UK annotators, asking them to manually identify the variety of a given text. Specifically, they label a random sample of 300 texts (150 from reviews and 150 from comments) as *en-AU*, *en-IN*, *en-UK*, or *Cannot say*. Annotator agreement is measured using Cohen’s kappa (κ).

With respect to the true label (based on the location or topic), results show higher agreement with the en-IN annotator ($\kappa = 0.41$) compared to the en-UK annotator ($\kappa = 0.34$), indicating fair to moderate consistency. The inter-annotator agreement itself is 0.26. Figure 2 shows that annotators find it difficult to agree on inner-circle varieties, and have the highest agreement when identifying en-IN variety, with 46 agreements. While agreement between annotators is limited for inner-circle varieties, the higher agreement for the en-IN indicates that the subset reliably represents this variety, thereby validating our collection methodology. As a result, the two subsets (reviews and comments) *collectively* form a good representative sample for language varieties.

Note: We also attempt to fine-tune an encoder model fine-tuned on an unlabeled dialectal corpus, to predict the language varieties.

Variety	Comment	Sentiment	Sarcasm
en-AU	Well set out, good stock and very friendly country staff	1	0
en-AU	S**t. Christ isn't back, is he?	0	1
en-IN	Good quality foods are supplied here	1	0
en-IN	Coz we all have free internet.	0	1
en-UK	Traditional friendly pub. Excellent beer	1	0
en-UK	What a brave patriot	0	1

Table 2: Reviews and comments from different varieties with their corresponding annotated sentiment and sarcasm labels.

However, this was unsuccessful due to: (a) unavailability of the dataset for en-UK, (b) the dataset being dated and inaccurate in the domain of the collected data.

Dataset Statistics. The benchmark dataset contains annotations for two tasks: sentiment and sarcasm classification, distributed across the three varieties. Table 3 provides a breakdown of the annotated dataset (consisting of GOOGLE and REDDIT), including the number of samples in each split (Train, Validation, and Test), along with average word length and language probability. The % Positive sentiment and % Positive sarcasm indicate the proportion of samples with positive sentiment and true sarcasm respectively. These values are the same for train, validation and test set since we perform stratified sampling. We present a few example comments along with their corresponding sentiment and sarcasm labels in Table 2. The examples illustrate the diversity of language use and the challenges involved in detecting both sentiment and sarcasm across the varieties.

5 Evaluation Methodology

With the annotated dataset in place, we now discuss the evaluation methodology used to evaluate the LLMs on the dataset.

The training strategies for encoder and decoder models are as follows. We train encoder models using cross-entropy loss, weighted on class distribution:

$$\mathcal{L}_{\text{Encoder}} = -\frac{1}{N} \sum_{j=1}^N \sum_{k=1}^C w_k \cdot y_{j,k} \cdot \log p_{j,k}$$

Here, N denotes the total number of samples in the batch, C represents the number of classes (2 since the tasks are binary classification), and w_k is the weight assigned to class k , calculated based on the class distribution (w_{neg} for the *negative* and w_{pos} for the *positive* class). y_j is the expected output label for the j th instance where $y_{j,1} = 1$ if the label is 1 and $y_{j,0} = 1$ if the label is 0. $p_{j,k}$ is the probability of the j th instance for k th class.

In contrast, for decoder models, we perform zero-shot instruction fine-tuning [29], using maximum likelihood estimation – a standard

learning objective for causal language modeling [16]:

$$\mathcal{L}_{\text{Decoder}} = -\frac{1}{N} \sum_{j=1}^N \left\{ \sum_{i=|x^j|+1}^{|x^j|+|t^j|} \log p(x_i^j | x_{<i}^j) \right\}$$

Here, $x_{<i}^j = [x_1^j, \dots, x_{i-1}^j]$ denotes the subsequence before x_i^j and $|\cdot|$ is the number of tokens. Specifically, $|t_j|$ is the number of generated tokens and is set to 1. In other words, given the text and a task-specific prompt (given in Table 4⁵), the expected behaviour of the LLM is to generate either 1 (for *positive*) or 0 (for *negative*).

6 Experiment Details

We conduct our experiments on a total of nine LLMs. These include six encoder models, *three* trained on English corpora: BERT-Large (BERT) [9], RoBERTa-Large (ROBERTA) [24], ALBERT-XXL-v2 (ALBERT) [21]; and *three* multilingual models: Multilingual-BERT-Base (MBERT), Multilingual-DistilBERT-Base (MDISTIL) [33], XLM-RoBERTa-Large (XLM-R) [14]. We also evaluate three decoder models, *one* trained on English corpora: Gemma2-27B-Instruct (GEMMA) [13] and *two* multilingual models: Mistral-Small-Instruct-2409 (MISTRAL) [17], Qwen2.5-72B-Instruct (QWEN) [38]. The model-specific details including architecture, language coverage of pre-training corpus, and number of parameters are described in Table 5.

While encoder models are fine-tuned with full precision, we fine-tune quantized decoder models using QLoRA [8] adapters, targeting all linear layers. All models are fine-tuned for 30 epochs, with a batch size of 8 and Adam optimiser. We choose an optimal learning rate by performing a grid search over the following values: 1e-5, 2e-5, and 3e-5. All experiments are performed using *two* NVIDIA A100 80GB GPUs.

We report our task performances on three macro-averaged F-SCORE, i.e., unweighted average, disregarding the imbalance in label distribution.

7 Results

7.1 Overall results

We first present our results on the two tasks where models are trained and evaluated on the same variety. Figure 3 and 4 describe the model performances, reported using F-SCORE, on the sentiment and sarcasm classification tasks respectively. While sentiment classification is performed using both GOOGLE and REDDIT subsets, due to the absence of sarcasm labels in GOOGLE subset (as shown in Table 3), sarcasm classification is conducted only on REDDIT subset.

Sentiment Classification. Table 6 shows that, for sentiment classification, MISTRAL achieves the highest average performance across all varieties, with an F-SCORE of 0.91 on the GOOGLE subset and 0.84 on the REDDIT subset. In contrast, QWEN reports the lowest average performance across all varieties on the GOOGLE subset, with an average F-SCORE of 0.45, while GEMMA exhibits the lowest average performance across all varieties on the REDDIT subset, with an F-SCORE of 0.60.

⁵The forms are experimentally determined using a few test examples.

Variety	Subset	Train	Valid	Test	% Positive Sentiment	% Positive Sarcasm	$P(e\bar{n}g)$	\bar{w}
en-AU	GOOGLE	946	130	270	73%	7%	0.99	63.97
	REDDIT	1763	241	501	32%	42%	0.98	51.72
en-IN	GOOGLE	1648	225	469	75%	1%	0.99	44.34
	REDDIT	1686	230	479	25%	13%	0.87	26.92
en-UK	GOOGLE	1817	248	517	75%	0%	0.99	72.21
	REDDIT	1007	138	287	12%	22%	0.98	38.04

Table 3: Dataset statistics for each variety, subset, split, and label type. μ represents the average probability of English. $P(e\bar{n}g)$ is the average language probability (calculated using fastText [15] word vectors) of a review or comment being in English. \bar{w} denotes average number of words in a review/comment.

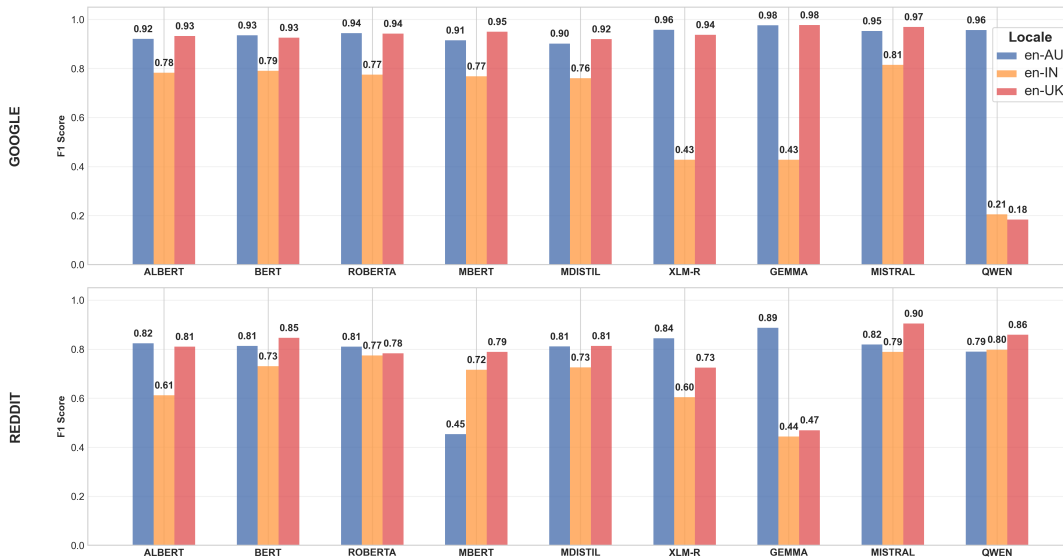


Figure 3: Performance comparison of various models on the sentiment classification task across different English varieties (en-AU, en-IN, and en-UK).

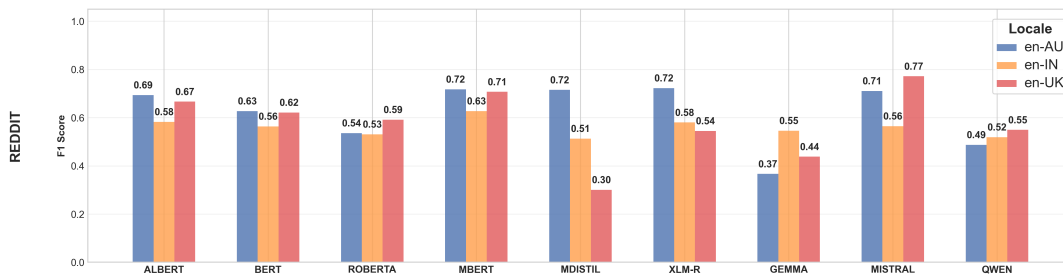


Figure 4: Performance comparison of various models on the sarcasm classification task across different English varieties (en-AU, en-IN, and en-UK).

Sarcasm Classification. Similarly, Table 7 shows that, for sarcasm classification, both MISTRAL and MBERT achieve the highest average performance across all varieties, with an F-SCORE of 0.68.

In contrast, GEMMA again reports the lowest average performance across all varieties, with an average F-SCORE of 0.45. The lower performance on sarcasm classification as compared to sentiment

Task	Prompt
Sentiment Classification	“Generate the sentiment of the given text. Do not give an explanation.”
Sarcasm Classification	“Predict if the given text is sarcastic. Do not give an explanation.”

Table 4: Task-specific prompts used to fine-tune decoder models. Both prompts restrict the model from generating an explanation.

Model	Arch.	Lang.	# Params
ALBERT	Encoder	English	223 M
BERT	Encoder	English	340 M
ROBERTA	Encoder	English	355 M
MBERT	Encoder	Multilingual	177 M
MDISTIL	Encoder	Multilingual	134 M
XLM-R	Encoder	Multilingual	355 M
GEMMA	Decoder	English	27 B
MISTRAL	Decoder	Multilingual	22 B
QWEN	Decoder	Multilingual	72 B

Table 5: Details of models including architecture (Arch.), language coverage in pretraining data (Lang.), and number of trainable parameters (# Params). Here, M is millions and B is billion.

classification is expected because sarcasm often relies on not just subtle linguistic cues but also localised contemporary contextual information [1].

7.2 Impact of Domain and Models

The average results for the models highlight the need to further probe into factors influencing model performances, namely, domain, model properties and language varieties. The results in Tables 7 and 8 describe the model performances (reporting F-SCORE), grouped based on model properties. Finally, task performances, averaged across all models, on varieties are presented in Table 9.

GOOGLE vs. REDDIT. Our findings (the last row μ in Table 6), indicate that models perform better on GOOGLE subset, achieving an F-SCORE of 0.81, compared to an F-SCORE of 0.75 on REDDIT subset. This difference can be explained by the distinct writing styles of the two sources. Reviews in GOOGLE are generally more formal and informative, while posts and comments from REDDIT often exhibit a short (as shown in Table 3), conversational tone typical of social media. Additionally, posts and comments in REDDIT come from forums frequented by local speakers, which means the language and expressions used are more reflective of the variety and cultural nuances.

Model properties. Table 7 shows a consistent trend where encoder models report higher performance than decoder models across different tasks. This performance gap is expected as encoder architecture is inherently better suited for sequence classification tasks, while decoder architecture is optimised for text generation tasks. Table 8 shows that, although marginal, monolingual models report a

higher average performance compared to multilingual models. This performance gap is prominent on the task involving GOOGLE subset, while multilingual models perform better on tasks involving REDDIT subset.

Comparison of language varieties. Finally, Table 9 shows that models, on average, perform better on both tasks when trained on en-AU variety, closely followed by performances on en-UK variety. Both en-AU and en-UK are inner-circle varieties. Conversely, models consistently perform the worst on en-IN, an outer-circle variety.

7.3 Cross-variety/domain evaluation

Finally, we perform cross-variety/cross-domain evaluation. This refers to the scenario where the datasets used to train and test a model are from different groups (i.e., trained on en-AU, tested on en-IN, for example). The following discussion is focused on generalisation: “can models trained on one language variety generalise well to others”.

Cross-variety evaluation. We report the cross-variety results of our best-performing model, MISTRAL. Figure 5 compares the performance of MISTRAL across three variants: pre-trained, in-variety fine-tuning, and cross-variety fine-tuning, for the three dataset subsets using colour-coded matrices. The rows indicate the subset that the model is trained on (i.e., en-AU, en-IN, and en-UK), along with PT, indicating that the pre-trained MISTRAL is used. Similarly, the columns indicate the test subset (i.e., en-AU, en-IN, and en-UK). The pre-trained variant of the model (the first row in each matrix) achieves high F-SCORE for en-AU and en-UK, for the sentiment classification task. Fine-tuning the model improves in-variety performance (shown by the principal diagonal of the matrices), with noticeable gains in F-SCORE on both subsets. The model performance on cross-variety evaluation remains relatively stable across different varieties of English, indicating that domain-specific data plays a minor role in influencing cross-variety generalisation for sentiment classification.

As seen earlier, the model performs significantly worse on sarcasm classification compared to sentiment classification. While in-variety evaluation shows that fine-tuning improves over the pre-trained model with substantial increases in F-SCORE, it negatively impacts cross-variety generalization. This means there is a notable decrease in F-SCORE across other varieties when the model is fine-tuned on a specific variety. This supports the idea that sarcasm classification requires the model to grasp linguistic and cultural nuances specific to a variety, making generalisation across varieties challenging. The corresponding results for BERT are in Figure 6.

Cross-domain evaluation. Similarly, to assess the cross-domain robustness of our sentiment classification models, we conduct experiments with domain data from GOOGLE, and REDDIT. Models trained on one domain are tested on the other domain, and vice-versa, for each of the three varieties of English. Figure 7 shows that models perform better when trained on in-domain data, for both MISTRAL and BERT. We observe that pre-trained MISTRAL performs better for all varieties in comparison to results from the cross-domain experiments.

While MISTRAL outperforms BERT at both in- and cross-domain experiments, there is significant variation in cross-domain results,

Model	Enco.	Mono.	GOOGLE-Sentiment	REDDIT-Sentiment	REDDIT-Sarcasm
ALBERT	✓	✓	0.88	0.75	0.65
BERT	✓	✓	0.88	0.80	0.60
ROBERTA	✓	✓	0.89	0.79	0.55
MBERT	✓	✗	0.88	0.65	0.68
MDISTIL	✓	✗	0.86	0.78	0.51
XLM-R	✓	✗	0.77	0.73	0.62
GEMMA	✗	✓	0.79	0.60	0.45
MISTRAL	✗	✗	0.91	0.84	0.68
QWEN	✗	✗	0.45	0.82	0.52
μ	-	-	0.81	0.75	0.59

Table 6: Model performances, averaged across all varieties, on sentiment and sarcasm classification tasks across two subsets (GOOGLE and REDDIT). μ represents the average performance across all models. ‘Enco.’ represents encoder models. ‘Mono.’ represents monolingual models.

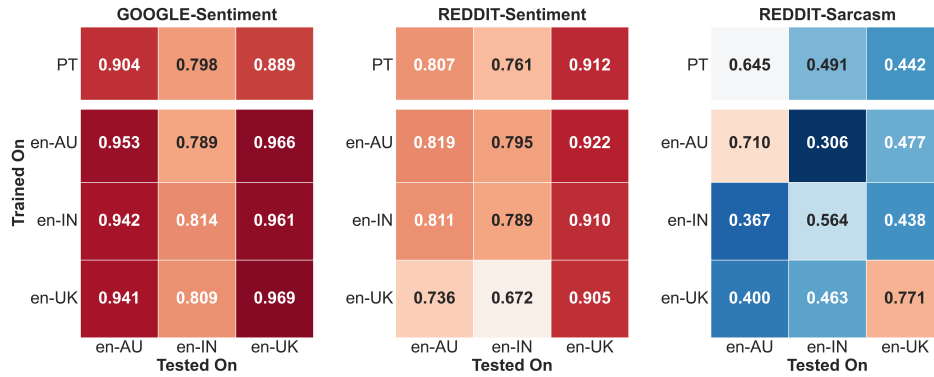


Figure 5: Cross-variety performance analysis of MISTRAL. The figure compares three different scenarios: pre-trained (PT), in-variety fine-tuning, and cross-variety fine-tuning for sentiment and sarcasm classification across all varieties.

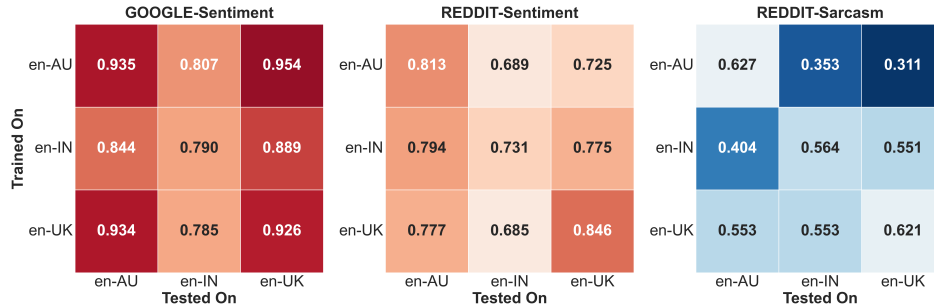


Figure 6: Cross-variety performance analysis of BERT. The figure compares two different scenarios: in-variety fine-tuning, and cross-variety fine-tuning for sentiment and sarcasm classification across all varieties.

highlighting the challenge in *generalization*, given domain variance in fine-tuned data. Moreover, the direction of cross-domain experiments also affects performance. Both models perform better for REDDIT → GOOGLE, suggesting that *models may be better at transferring sentiment from a relatively informal domain*. The overall difference in cross-domain performance is significantly higher for inner-circle varieties, compared to en-IN, indicating that fine-tuning

with mixed domain data may be less effective for such varieties. Across varieties, however, en-UK, an inner-circle variety, performs better for GOOGLE → REDDIT, whereas for the BERT model, this is observed with the en-IN variety.

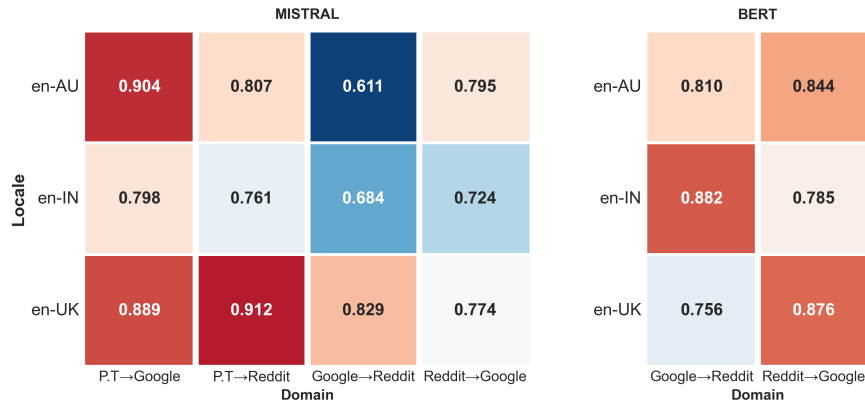


Figure 7: Cross-domain performance analysis of MISTRAL and BERT comparing a decoder and an encoder model.

Domain-Task	Enco.	Deco.
GOOGLE-Sentiment	0.86	0.72
REDDIT-Sentiment	0.75	0.75
REDDIT-Sarcasm	0.60	0.55
μ	0.74	0.67

Table 7: Task performances, averaged across all varieties, grouped based on model architectures. μ represents the average performance across all domain-task pairs. ‘Enco.’ represents encoder models while ‘Deco.’ represents decoder models.

Domain-Task	Mono.	Mult.
GOOGLE-Sentiment	0.86	0.78
REDDIT-Sentiment	0.73	0.76
REDDIT-Sarcasm	0.56	0.60
μ	0.72	0.71

Table 8: Task performances, averaged across all varieties, grouped based on language diversity in pre-training data. ‘Mono.’ represents monolingual models, and ‘Mult.’ represents multilingual models. μ represents the average performance across all domain-task pairs.

Domain-Task	en-AU	en-IN	en-UK
GOOGLE-Sentiment	0.94	0.64	0.86
REDDIT-Sentiment	0.78	0.69	0.78
REDDIT-Sarcasm	0.62	0.56	0.58
μ	0.78	0.63	0.74

Table 9: Task performances, averaged across all models, on all varieties. μ represents the average performance across all domain-task pairs.

8 Error Analysis

We randomly sample 30 examples misclassified by MISTRAL, across all domains and varieties. We hope that these error categories will be helpful for future researchers who use the **BESSTIE** dataset. For sentiment classification, we identify the following error categories:

- (1) **Mixed Sentiment Mis-classification:** The model struggles to classify text containing both positive and negative sentiment, as in ‘*The outside pool has been completely redesigned and although looks good the depth of the pool has been downsized.*’.
- (2) **Insufficient Context:** Consider the Reddit comment ‘*Darwin for getting its own dot and big font on any map of the World.*’. The sentiment can only be identified with the context/information from the previous exchanges in the thread.

For sarcasm classification, the error categories are:

- (1) **Contextual Sarcasm:** Some instances of sarcasm rely heavily on contextual or conversational cues that are not present in the text on its own. For example, in the Reddit comment, ‘*Atleast Spiderman covered his face before answering.*’, the sarcastic intent can only be understood within the context of the preceding discussion in the thread.
- (2) **Implicit Sarcasm:** Instances where sarcasm is expressed subtly, through tone or mild exaggeration, without explicit contradictions. The example, ‘*Makes more sense to just bar his company from getting further contracts whilst he is running it.*’, is misidentified as not sarcastic.
- (3) **False Positives from Negative Connotations:** Mildly negative statements are often misclassified as sarcastic due to their phrasing or sentiment. This error is identified for examples such as ‘*Sorry gal, what you experienced pretty much IS the dating culture here.*’.

9 Conclusion

Biases in LLMs have been reported for several language varieties. This paper presents **BESSTIE**, a benchmark for sentiment and sarcasm classification across three varieties of English: Australian (en-AU), Indian (en-IN), and British (en-UK). Our evaluation spans nine

LLMs, six encoders and three decoders, assessed on datasets collected from Google Places reviews (GOOGLE) and Reddit comments (REDDIT). The models perform consistently better on en-AU and en-UK (i.e., inner-circle varieties) than on en-IN (i.e., the outer-circle variety) for both tasks. Although models report high performance on sentiment classification (F-SCORE of 0.81 and 0.75, for GOOGLE and REDDIT respectively), they struggle with detecting sarcasm (F-SCORE of 0.59 on REDDIT), indicating that sarcasm classification is still largely unsolved. This is supported by our cross-variety evaluation which reveals limited generalisation capability for sarcasm classification, where cultural and contextual understanding is crucial. Notably, monolingual models marginally outperform multilingual models, suggesting that language diversity in pre-training does not extend to varieties of a language. In conclusion, **BESSTIE** will provide a way to measure bias of LLMs towards non-standard English varieties for the two tasks. By highlighting gaps in the model performance, especially for (a) sarcasm classification in general; and (b) outer-circle varieties like en-IN for both the tasks, this benchmark will be useful to evaluate dialectal biases of language models, and contribute to research towards equitable performance across all varieties of English.

Acknowledgments

This work was funded by Google's Research Scholar grant awarded in 2024.

References

- [1] Gavin Abercrombie and Dirk Hovy. 2016. Putting Sarcasm Detection into Context: The Effects of Class Imbalance and Manual Labelling on Supervised Machine Classification of Twitter Conversations. In *Proceedings of the ACL 2016 Student Research Workshop*, He He, Tao Lei, and Will Roberts (Eds.). Association for Computational Linguistics, Berlin, Germany, 107–113. <https://doi.org/10.18653/v1/P16-3016>
- [2] Ibrahim Abu Farha and Walid Magdy. 2021. Benchmarking Transformer-based Language Models for Arabic Sentiment and Sarcasm Detection. In *Proceedings of the Sixth Arabic Natural Language Processing Workshop*, Nizar Habash, Houda Bouamor, Hazem Hajj, Walid Magdy, Wajdi Zaghouni, Fethi Bougares, Nadi Tomeh, Ibrahim Abu Farha, and Samia Touileb (Eds.). Association for Computational Linguistics, Kyiv, Ukraine (Virtual), 21–31. <https://aclanthology.org/2021.wanlp-1.3>
- [3] Ibrahim Abu Farha, Wajdi Zaghouni, and Walid Magdy. 2021. Overview of the WANLP 2021 Shared Task on Sarcasm and Sentiment Detection in Arabic. In *Proceedings of the Sixth Arabic Natural Language Processing Workshop*, Nizar Habash, Houda Bouamor, Hazem Hajj, Walid Magdy, Wajdi Zaghouni, Fethi Bougares, Nadi Tomeh, Ibrahim Abu Farha, and Samia Touileb (Eds.). Association for Computational Linguistics, Kyiv, Ukraine (Virtual), 296–305. <https://aclanthology.org/2021.wanlp-1.36>
- [4] Basma Alharbi, Hind Alamro, Manal Alshehri, Zuhair Khayyat, Manal Kalkatawi, Inji Ibrahim Jaber, and Xiangliang Zhang. 2020. ASAD: A twitter-based benchmark arabic sentiment analysis dataset. *arXiv preprint arXiv:2011.00578* (2020).
- [5] Su Lin Blodgett, Lisa Green, and Brendan O'Connor. 2016. Demographic Dialectal Variation in Social Media: A Case Study of African-American English. In *Proceedings of the 2016 Conference on Empirical Methods in Natural Language Processing*, Jian Su, Kevin Duh, and Xavier Carreras (Eds.). Association for Computational Linguistics, Austin, Texas, 1119–1130. <https://doi.org/10.18653/v1/D16-1120>
- [6] Mark Cieliebak, Jan Milan Deriu, Dominic Egger, and Fatih Uzdilli. 2017. A Twitter Corpus and Benchmark Resources for German Sentiment Analysis. In *Proceedings of the Fifth International Workshop on Natural Language Processing for Social Media*, Lun-Wei Ku and Cheng-Te Li (Eds.). Association for Computational Linguistics, Valencia, Spain, 45–51. <https://doi.org/10.18653/v1/W17-1106>
- [7] Nicholas Deas, Jessica Grieser, Shana Kleiner, Desmond Patton, Elsbeth Turcan, and Kathleen McKeown. 2023. Evaluation of African American Language Bias in Natural Language Generation. In *Proceedings of the 2023 Conference on Empirical Methods in Natural Language Processing*, Houda Bouamor, Juan Pino, and Kalika Bali (Eds.). Association for Computational Linguistics, Singapore, 6805–6824. <https://doi.org/10.18653/v1/2023.emnlp-main.421>
- [8] Tim Dettmers, Artidoro Pagnoni, Ari Holtzman, and Luke Zettlemoyer. 2023. QLoRA: Efficient Finetuning of Quantized LLMs. *arXiv:2305.14314 [cs.LG]* <https://arxiv.org/abs/2305.14314>
- [9] Jacob Devlin, Ming-Wei Chang, Kenton Lee, and Kristina Toutanova. 2019. BERT: Pre-training of Deep Bidirectional Transformers for Language Understanding. In *Proceedings of the 2019 Conference of the North American Chapter of the Association for Computational Linguistics: Human Language Technologies, Volume 1 (Long and Short Papers)*, Jill Burstein, Christy Doran, and Tamar Solorio (Eds.). Association for Computational Linguistics, Minneapolis, Minnesota, 4171–4186. <https://doi.org/10.18653/v1/N19-1423>
- [10] AbdelRahim Elmadany, ElMoatez Billah Nagoudi, and Muhammad AbdulMaged. 2023. ORCA: A Challenging Benchmark for Arabic Language Understanding. In *Findings of the Association for Computational Linguistics: ACL 2023*, Anna Rogers, Jordan Boyd-Graber, and Naoaki Okazaki (Eds.). Association for Computational Linguistics, Toronto, Canada, 9559–9586. <https://doi.org/10.18653/v1/2023.findings-acl.609>
- [11] Fahim Faisal, Orevaoghene Ahia, Aarohi Srivastava, Kabir Ahuja, David Chiang, Yulia Tsvetkov, and Antonios Anastasopoulos. 2024. DIALECTBENCH: An NLP Benchmark for Dialects, Varieties, and Closely-Related Languages. In *Proceedings of the 62nd Annual Meeting of the Association for Computational Linguistics (Volume 1: Long Papers)*, Lun-Wei Ku, Andre Martins, and Vivek Srikumar (Eds.). Association for Computational Linguistics, Bangkok, Thailand, 14412–14454. <https://doi.org/10.18653/v1/2024.acl-long.777>
- [12] Elena Filatova. 2012. Irony and Sarcasm: Corpus Generation and Analysis Using Crowdsourcing. In *Proceedings of the Eighth International Conference on Language Resources and Evaluation (LREC'12)*, Nicoletta Calzolari, Khalid Choukri, Thierry Declerck, Mehmet Uğur Doğan, Bente Maegaard, Joseph Mariani, Asuncion Moreno, Jan Odijk, and Stelios Piperidis (Eds.). European Language Resources Association (ELRA), Istanbul, Turkey, 392–398. http://www.lrec-conf.org/proceedings/lrec2012/pdf/661_Paper.pdf
- [13] Gemma Team, Morgane Riviere, Shreya Pathak, Pier Giuseppe Sessa, Cassidy Hardin, Surya Bhupatiraju, Léonard Hussenot, Thomas Mesnard, Bobak Shahriari, Alexandre Ramé, Johan Ferret, Peter Liu, Pouya Tafti, Abe Friesen, Michelle Casbon, Sabela Ramos, Ravin Kumar, Charline Le Lan, Sammy Jerome, Anton Tsitsulin, Nino Vieillard, Piotr Stanczyk, Sertan Girgin, Nikola Momchev, Matt Hoffman, Shantanu Thakoor, Jean-Bastien Grill, Behnam Neyshabur, Olivier Bachem, Alanna Walton, Aliaksei Severyn, Alicia Parrish, Aliya Ahmad, Allen Hutchison, Alvin Abdagic, Amanda Carl, Amy Shen, Andy Brock, Andy Coenen, Anthony Lafortge, Antonia Paterson, Ben Bastian, Bilal Piot, Bo Wu, Brandon Royal, Charlie Chen, Chintu Kumar, Chris Perry, Chris Welty, Christopher A. Choquette-Choo, Danila Sinopalnikov, David Weinberger, Dimple Vijaykumar, Dominika Rogozinska, Dustin Herbison, Elisa Bandy, Emma Wang, Eric Noland, Erica Moreira, Evan Senter, Evgenii Eltyshev, Francesco Visin, Gabriel Rasskin, Gary Wei, Glenn Cameron, Gus Martins, Hadi Hashemi, Hanna Klimczak-Plucińska, Harleen Batra, Harsh Dhand, Ivan Nardini, Jacinda Mein, Jack Zhou, James Svensson, Jeff Stanway, Jetha Chan, Jin Peng Zhou, Joana Carrasqueira, Joana Iljazi, Jocelyn Becker, Joe Fernandez, Joost van Amersfoort, Josh Gordon, Josh Lipschultz, Josh Newlan, Ju yeong Ji, Kareem Mohamed, Kartikeya Badola, Kat Black, Katie Millican, Keelin McDonnell, Kelvin Nguyen, Kiranbir Sodhia, Kish Greene, Lars Lowe Sjoesund, Lauren Usui, Laurent Sifre, Lena Heuermann, Leticia Lago, Lilly McNealus, Livio Baldini Soares, Logan Kilpatrick, Lucas Dixon, Luciano Martins, Machel Reid, Manvinder Singh, Mark Iverson, Martin Görner, Mat Velloso, Mateo Wirth, Matt Davidow, Matt Miller, Matthew Rahtz, Matthew Watson, Meg Risdal, Mehran Kazemi, Michael Moynihan, Ming Zhang, Ming Shao, Mingwou Park, Mofi Rahman, Mohit Khatwani, Natalie Dao, Nenshad Bardoliwalla, Nesh Devanathan, Neta Dumai, Nilay Chauhan, Oscar Wahltinez, Pankil Botarda, Parker Barnes, Paul Barham, Paul Michel, Pengchong Jin, Petko Georgiev, Phil Culliton, Pradeep Kuppala, Ramona Comanescu, Ramona Merhej, Reena Jana, Reza Ardeshtir Rokni, Rishabh Agarwal, Ryan Mullins, Samaneh Saadat, Sara Mc Carthy, Sarah Cogan, Sarah Perrin, Sébastien M. R. Arnold, Sebastian Krause, Shengyang Dai, Shruti Garg, Shruti Sheth, Sue Ronstrom, Susan Chan, Timothy Jordan, Ting Yu, Tom Eccles, Tom Hennigan, Tomas Kocisky, Tulsee Doshi, Vihan Jain, Vikas Yadav, Vilobh Meshram, Vishal Dharmadhikari, Warren Barkley, Wei Wei, Wenming Ye, Woohyun Han, Woosuk Kwon, Xiang Xu, Zhe Shen, Zhitao Gong, Zichuan Wei, Victor Cotruta, Phoebe Kirk, Anand Rao, Minh Giang, Ludovic Peran, Tris Warkentin, Eli Collins, Joelle Barral, Zoubin Ghahramani, Raia Hadsell, D. Sculley, Jeanine Banks, Anca Dragan, Slav Petrov, Oriol Vinyals, Jeff Dean, Demis Hassabis, Koray Kavukcuoglu, Clement Farabet, Elena Buchatskaya, Sebastian Borgeaud, Noah Fiedel, Armand Joulin, Kathleen Kenealy, Robert Dadashi, and Alek Andreev. 2024. Gemma 2: Improving Open Language Models at a Practical Size. *arXiv:2408.00118 [cs.CL]* <https://arxiv.org/abs/2408.00118>
- [14] Naman Goyal, Jingfei Du, Myle Ott, Giri Anantharaman, and Alexis Conneau. 2021. Larger-Scale Transformers for Multilingual Masked Language Modeling. In *Proceedings of the 6th Workshop on Representation Learning for NLP (ReplNLP-2021)*, Anna Rogers, Iacer Calixto, Ivan Vulić, Naomi Saphra, Nora Kassner, Oana-Maria Camburu, Trapti Bansal, and Vered Shwartz (Eds.). Association for Computational Linguistics, Online, 29–33. <https://doi.org/10.18653/v1/2021.replnlp-1.4>

- [15] Edouard Grave, Piotr Bojanowski, Prakhar Gupta, Armand Joulin, and Tomas Mikolov. 2018. Learning Word Vectors for 157 Languages. In *Proceedings of the International Conference on Language Resources and Evaluation (LREC 2018)*.
- [16] Nihal Jain, Dejiao Zhang, Wasi Uddin Ahmad, Zijian Wang, Feng Nan, Xiaopeng Li, Ming Tan, Ramesh Nallapati, Baishakhi Ray, Parminder Bhatia, Xiaofei Ma, and Bing Xiang. 2023. ContraCLM: Contrastive Learning For Causal Language Model. In *Proceedings of the 61st Annual Meeting of the Association for Computational Linguistics (Volume 1: Long Papers)*, Anna Rogers, Jordan Boyd-Graber, and Naoaki Okazaki (Eds.). Association for Computational Linguistics, Toronto, Canada, 6436–6459. <https://doi.org/10.18653/v1/2023.acl-long.355>
- [17] Albert Q. Jiang, Alexandre Sablayrolles, Arthur Mensch, Chris Bamford, Devendra Singh Chaplot, Diego de las Casas, Florian Bressand, Gianna Lengyel, Guillaume Lample, Lucile Saulnier, Léo Renard Lavaud, Marie-Anne Lachaux, Pierre Stock, Teven Le Scao, Thibaut Lavril, Thomas Wang, Timothée Lacroix, and William El Sayed. 2023. Mistral 7B. arXiv:2310.06825 [cs.CL] <https://arxiv.org/abs/2310.06825>
- [18] Aditya Joshi, Raj Dabre, Diptesh Kanojia, Zhuang Li, Haolan Zhan, Gholamreza Halfari, and Doris Dippold. 2024. Natural Language Processing for Dialects of a Language: A Survey. arXiv:2401.05632 [cs.CL] <https://arxiv.org/abs/2401.05632>
- [19] Mikhail Khodak, Nikunj Saunshi, and Kiran Vodrahalli. 2018. A Large Self-Annotated Corpus for Sarcasm. In *Proceedings of the Eleventh International Conference on Language Resources and Evaluation (LREC 2018)*, Nicoletta Calzolari, Khalid Choukri, Christopher Cieri, Thierry Declercq, Sara Goggi, Koiti Hasida, Hitoshi Isahara, Bente Maegaard, Joseph Mariani, H el ene Mazo, Asuncion Moreno, Jan Odijk, Stelios Piperidis, and Takenobu Tokunaga (Eds.). European Language Resources Association (ELRA), Miyazaki, Japan. <https://aclanthology.org/L18-1102>
- [20] Douwe Kiela, Max Bartolo, Yixin Nie, Divyansh Kaushik, Atticus Geiger, Zhengxuan Wu, Bertie Vidgen, Grusha Prasad, Amanpreet Singh, Pratik Ringshia, Zhiyi Ma, Tristan Thrush, Sebastian Riedel, Zeerak Waseem, Pontus Stenetorp, Robin Jia, Mohit Bansal, Christopher Potts, and Adina Williams. 2021. Dynabench: Rethinking Benchmarking in NLP. In *Proceedings of the 2021 Conference of the North American Chapter of the Association for Computational Linguistics: Human Language Technologies*, Kristina Toutanova, Anna Rumshisky, Luke Zettlemoyer, Dilek Hakkani-Tur, Iz Beltagy, Steven Bethard, Ryan Cotterell, Tanmoy Chakraborty, and Yichao Zhou (Eds.). Association for Computational Linguistics, Online, 4110–4124. <https://doi.org/10.18653/v1/2021.naacl-main.324>
- [21] Zhenzhong Lan, Mingda Chen, Sebastian Goodman, Kevin Gimpel, Piyush Sharma, and Radu Soricut. 2020. ALBERT: A Lite BERT for Self-supervised Learning of Language Representations. arXiv:1909.11942 [cs.CL] <https://arxiv.org/abs/1909.11942>
- [22] Heather Lent, Kushal Tatariya, Raj Dabre, Yiyi Chen, Marcell Fekete, Esther Ploeger, Li Zhou, Ruth-Ann Armstrong, Abee Eijansantos, Catriona Malau, Hans Erik Heje, Ernests Lavrinovics, Diptesh Kanojia, Paul Belony, Marcel Bollmann, Loic Grobol, Miryam de Lhoneux, Daniel Hershcovich, Michel DeGraff, Anders Sogaard, and Johannes Bjerva. 2023. CreoleVal: Multilingual Multitask Benchmarks for Creoles. <https://doi.org/10.48550/ARXIV.2310.19567>
- [23] Heather Lent, Kushal Tatariya, Raj Dabre, Yiyi Chen, Marcell Fekete, Esther Ploeger, Li Zhou, Ruth-Ann Armstrong, Abee Eijansantos, Catriona Malau, Hans Erik Heje, Ernests Lavrinovics, Diptesh Kanojia, Paul Belony, Marcel Bollmann, Loic Grobol, Miryam de Lhoneux, Daniel Hershcovich, Michel DeGraff, Anders Sogaard, and Johannes Bjerva. 2024. CreoleVal: Multilingual Multitask Benchmarks for Creoles. *Transactions of the Association for Computational Linguistics* 12 (09 2024), 950–978. https://doi.org/10.1162/tacl_a_00682 arXiv:https://direct.mit.edu/tacl/article-pdf/doi/10.1162/tacl_a_00682/2468651/tacl_a_00682.pdf
- [24] Yinhan Liu, Myle Ott, Naman Goyal, Jingfei Du, Mandar Joshi, Danqi Chen, Omer Levy, Mike Lewis, Luke Zettlemoyer, and Veselin Stoyanov. 2019. RoBERTa: A Robustly Optimized BERT Pretraining Approach. arXiv:1907.11692 [cs.CL] <https://arxiv.org/abs/1907.11692>
- [25] Niklas Muennighoff, Nouamane Tazi, Loic Magne, and Nils Reimers. 2023. MTEB: Massive Text Embedding Benchmark. arXiv:2210.07316 [cs.CL] <https://arxiv.org/abs/2210.07316>
- [26] Shamsuddeen Hassan Muhammad, Idris Abdulmumin, Abinew Ali Ayele, Nedjma Ousidhoum, David Ifeoluwa Adelan, Seid Muhie Yimam, Ibrahim Sa'id Ahmad, Meriem Beloucif, Saif M. Mohammad, Sebastian Ruder, Oumaima Hourrane, Pavel Brazdil, Felermimo D ario M ario Ant onio Ali, Davis David, Salomey Osei, Bello Shehu Bello, Falalu Ibrahim, Tajuddeen Gwadabe, Samuel Rutunda, Tadesse Belay, Wendimu Baye Messelle, Hailu Beshada Balcha, Sisay Aduana Chala, Hagos Tesfahun Gebremichael, Bernard Opoku, and Steven Arthur. 2023. AfriSenti: A Twitter Sentiment Analysis Benchmark for African Languages. arXiv:2302.08956
- [27] Dong Nguyen. 2021. 10 Dialect Variation on Social Media. *Similar Languages, Varieties, and Dialects: A Computational Perspective* (2021), 204.
- [28] Silviu Oprea and Walid Magdy. 2020. iSarcasm: A Dataset of Intended Sarcasm. In *Proceedings of the 58th Annual Meeting of the Association for Computational Linguistics*, Dan Jurafsky, Joyce Chai, Natalie Schluter, and Joel Tetreault (Eds.). Association for Computational Linguistics, Online, 1279–1289. <https://doi.org/10.18653/v1/2020.acl-main.118>
- [29] Long Ouyang, Jeff Wu, Xu Jiang, Diogo Almeida, Carroll L. Wainwright, Pamela Mishkin, Chong Zhang, Sandhini Agarwal, Katarina Slama, Alex Ray, John Schulman, Jacob Hilton, Fraser Kelton, Luke Miller, Maddie Simens, Amanda Askell, Peter Welinder, Paul Christiano, Jan Leike, and Ryan Lowe. 2022. Training language models to follow instructions with human feedback. arXiv:2203.02155 [cs.CL] <https://arxiv.org/abs/2203.02155>
- [30] Jordan Painter, Helen Treharne, and Diptesh Kanojia. 2022. Utilizing Weak Supervision to Create S3D: A Sarcasm Annotated Dataset. In *Proceedings of the Fifth Workshop on Natural Language Processing and Computational Social Science (NLP+CSS)*, David Bateman, Dirk Hovy, David Jurgens, Katherine Keith, Brendan O'Connor, and Svitlana Volkova (Eds.). Association for Computational Linguistics, Abu Dhabi, UAE, 197–206. <https://doi.org/10.18653/v1/2022.nlpcss-1.22>
- [31] Barbara Plank. 2022. The “Problem” of Human Label Variation: On Ground Truth in Data, Modeling and Evaluation. In *Proceedings of the 2022 Conference on Empirical Methods in Natural Language Processing*, Yoav Goldberg, Zornitsa Kozareva, and Yue Zhang (Eds.). Association for Computational Linguistics, Abu Dhabi, United Arab Emirates, 10671–10682. <https://doi.org/10.18653/v1/2022.emnlp-main.731>
- [32] Tom a  Pt acek, Ivan Habernal, and Jun Hong. 2014. Sarcasm Detection on Czech and English Twitter. In *Proceedings of COLING 2014, the 25th International Conference on Computational Linguistics: Technical Papers*, Junichi Tsujii and Jan Hajic (Eds.). Dublin City University and Association for Computational Linguistics, Dublin, Ireland, 213–223. <https://aclanthology.org/C14-1022>
- [33] Victor Sanh, Lysandre Debut, Julien Chaumond, and Thomas Wolf. 2020. DistilBERT, a distilled version of BERT: smaller, faster, cheaper and lighter. arXiv:1910.01108 [cs.CL] <https://arxiv.org/abs/1910.01108>
- [34] Richard Socher, Alex Perelygin, Jean Wu, Jason Chuang, Christopher D. Manning, Andrew Ng, and Christopher Potts. 2013. Recursive Deep Models for Semantic Compositionality Over a Sentiment Treebank. In *Proceedings of the 2013 Conference on Empirical Methods in Natural Language Processing*, David Yarowsky, Timothy Baldwin, Anna Korhonen, Karen Livescu, and Steven Bethard (Eds.). Association for Computational Linguistics, Seattle, Washington, USA, 1631–1642. <https://aclanthology.org/D13-1170>
- [35] Jiao Sun, Thibault Sellam, Elizabeth Clark, Tu Vu, Timothy Dozat, Dan Garrette, Aditya Siddhant, Jacob Eisenstein, and Sebastian Gehrmann. 2023. Dialect-robust Evaluation of Generated Text. In *Proceedings of the 61st Annual Meeting of the Association for Computational Linguistics (Volume 1: Long Papers)*, Anna Rogers, Jordan Boyd-Graber, and Naoaki Okazaki (Eds.). Association for Computational Linguistics, Toronto, Canada, 6010–6028. <https://doi.org/10.18653/v1/2023.acl-long.331>
- [36] Alex Wang, Yada Pruksachatkun, Nikita Nangia, Amanpreet Singh, Julian Michael, Felix Hill, Omer Levy, and Samuel Bowman. 2019. SuperGLUE: A Stickier Benchmark for General-Purpose Language Understanding Systems. In *Advances in Neural Information Processing Systems*, H. Wallach, H. Larochelle, A. Beygelzimer, F. d'Alch e-Buc, E. Fox, and R. Garnett (Eds.), Vol. 32. Curran Associates, Inc. https://proceedings.neurips.cc/paper_files/paper/2019/file/4496bf24afe7fab6f046bf4923da8de6-Paper.pdf
- [37] Alex Wang, Amanpreet Singh, Julian Michael, Felix Hill, Omer Levy, and Samuel Bowman. 2018. GLUE: A Multi-Task Benchmark and Analysis Platform for Natural Language Understanding. In *Proceedings of the 2018 EMNLP Workshop BlackboxNLP: Analyzing and Interpreting Neural Networks for NLP*, Tal Linzen, Grzegorz Chrupala, and Afra Alishahi (Eds.). Association for Computational Linguistics, Brussels, Belgium, 353–355. <https://doi.org/10.18653/v1/W18-5446>
- [38] An Yang, Baosong Yang, Binyuan Hui, Bo Zheng, Bowen Yu, Chang Zhou, Chengpeng Li, Chengyuan Li, Dayiheng Liu, Fei Huang, Guanting Dong, Haoran Wei, Huan Lin, Jialong Tang, Jialin Wang, Jian Yang, Jianhong Tu, Jianwei Zhang, Jianxin Ma, Jianxin Yang, Jin Xu, Jingren Zhou, Jinze Bai, Jinzheng He, Junyang Lin, Kai Dang, Keming Lu, Keqin Chen, Kexin Yang, Mei Li, Mingfeng Xue, Na Ni, Pei Zhang, Peng Wang, Ru Peng, Rui Men, Ruize Gao, Runji Lin, Shijie Wang, Shuai Bai, Sinan Tan, Tianhang Zhu, Tianhao Li, Tianyu Liu, Wenbin Ge, Xiaodong Deng, Xiaohuan Zhou, Xingzhang Ren, Xinyu Zhang, Xipin Wei, Xuancheng Ren, Xuejing Liu, Yang Fan, Yang Yao, Yichang Zhang, Yu Wan, Yunfei Chu, Yuyang Liu, Zeyu Cui, Zhenru Zhang, Zhifang Guo, and Zhihao Fan. 2024. Qwen2 Technical Report. arXiv:2407.10671 [cs.CL] <https://arxiv.org/abs/2407.10671>
- [39] Caleb Ziems, William Held, Jingfeng Yang, Jwala Dhamala, Rahul Gupta, and Diyi Yang. 2023. Multi-VALUE: A Framework for Cross-Dialectal English NLP. In *Proceedings of the 61st Annual Meeting of the Association for Computational Linguistics (Volume 1: Long Papers)*, Anna Rogers, Jordan Boyd-Graber, and Naoaki Okazaki (Eds.). Association for Computational Linguistics, Toronto, Canada, 744–768. <https://doi.org/10.18653/v1/2023.acl-long.44>