

# Quadrupole Mie-resonant metamaterial

Ilya M. Fradkin,<sup>1,2,\*</sup> Anton V. Nikulin,<sup>2</sup> Nikolay S. Solodovchenko,<sup>3</sup> Dmitry S. Filonov,<sup>2</sup> Denis G. Baranov,<sup>2</sup> Mikhail V. Rybin,<sup>3,4</sup> Kirill B. Samusev,<sup>3,4</sup> Mikhail F. Limonov,<sup>3,4</sup> Sergey A. Dyakov,<sup>1</sup> and Nikolay A. Gippius<sup>1</sup>

<sup>1</sup>*Skolkovo Institute of Science and Technology, Bolshoy Boulevard 30, bld. 1, Moscow 121205, Russia*

<sup>2</sup>*Moscow Institute of Physics and Technology, Institutskiy pereulok 9, Moscow Region 141701, Russia*

<sup>3</sup>*Department of Physics and Engineering, ITMO University, St. Petersburg 197101, Russia*

<sup>4</sup>*Ioffe Institute, St. Petersburg 194021, Russia*

(Dated: December 9, 2024)

Dense lattices of photonic crystals can serve as artificial materials, with light propagation in these structures described by effective material parameters that surpass the capabilities of natural materials. In this study, we introduce a metamaterial that supports quadrupole magnetization, a characteristic rarely observed in existing structures. We experimentally demonstrate a magnetic quadrupole metamaterial associated with Mie-resonance-excited stop bands below the Bragg band. Additionally, we develop a theoretical model that addresses both dispersion and boundary conditions within this framework. Using a Fabry-Perot resonator as a case study, we validate our model and reveal that the quadrupole metamaterial can exhibit a markedly different reflection/transmission spectrum, including zero reflection at normal incidence. Our findings underscore the practical potential for both experimental and theoretical investigations of metamaterials that extend beyond the dipole approximation.

## I. INTRODUCTION

Rapidly increasing functionality of modern optical devices naturally requires advanced optical materials. In search for new optical properties researchers actively study 2D and van der Waals (especially transition metal dichalcogenide) materials [1–6]), quantum materials [7–9] and new glasses [10–13]. Nevertheless, the concept of artificial optical materials or metamaterials [14–20] is still one of the most powerful and promising approaches to obtain the optical properties that go beyond those of their constituents. In this case the desired effects are achieved via subwavelength modulation of composite optical structures. Optical metamaterials are best known for negative refraction [21–23], hyperbolic light dispersion [24, 25], artificial magnetism [26–31], chirality [32–35] and other outstanding effects [18]. Most of the mentioned effects were originally designed and demonstrated on plasmonic structures due to their negative permittivity in optical range. However, intrinsic Joule losses strongly limit their performance and prevent such structures from practical use.

In this context, in recent years there has been much greater attention to dielectric structures not subject to Joule losses. In order to achieve such non-natural effects as artificial magnetism it was proposed to employ the so-called Mie resonances [36] that were observed experimentally in the whole visible spectral range from red to violet [37, 38]. The study of Mie resonances opened a new direction of metamaterial physics [39–42], which naturally raised an issue of applicability of effective medium approximation for corresponding resonant structures [17]. It was shown that Mie resonances of the energy below

the Bragg band get into the zone potentially suitable for homogenization and induce corresponding stop-band gaps [43]. In particular, it is well known that the first, magnetic-dipole-mode associated band gap is well described by a resonant pole of effective magnetic permeability,  $\mu_{\text{eff}}$ , [27–31]. Treatment of the second Mie resonance is commonly considered as much more complicated due to excitation of high-order multipole moments and strong non-locality. Nevertheless, quadratic dispersion ( $\omega \propto k^2$ ) of the eigenmodes at the bottom of the corresponding transmission band suggests that at least in some spectral range spatial dispersion effects might be accounted with reasonable efforts. However, widely spread  $\epsilon_{\text{eff}} - \mu_{\text{eff}}$  approach is still fundamentally inapplicable, since effective permittivity and permeability describe only the density of dipole moments, but not densities of resonantly-enhanced high-order multipole moments, such as magnetic quadrupole one. In this scope, there is a high interest both in the development of theoretical model to advance in description of such metamaterials as well as to study the peculiar effects arising beyond the dipole approximation.

In this paper, we consider 2D photonic crystal structure of high-index cylinders. We experimentally vary period of the structure and clearly demonstrate that at least the first two transverse electric (TE) Mie resonances get under the Bragg band in the region of affordable homogenization. Next, we apply advanced homogenization procedure to go beyond the dipole approximation and describe second Mie resonance by effective medium approximation. For this purpose, we expand constitutive relations with specific magnetic quadrupole susceptibility and correspondingly update both dispersion relation and Fresnel equations. We apply the developed effective medium approximation to calculate the spectrum of Fabry-Perot resonator made of quadrupolar metamaterial slab and validate calculations by finite element

\* I.Fradkin@skoltech.ru

method. In the considered case, contribution of magnetic quadrupole moment qualitatively changes the metamaterial behaviour by strong suppression of interface reflection. The demonstrated results expand the opportunities to describe composite optical structures by sufficiently simple effective medium approximation and design optical devices made of the artificial materials.

## II. RESULTS

### A. Mie-resonant metamaterial

As an example of Mie-resonant metamaterial, we consider a square lattice of high-index cylindrical rods. Such structure is experimentally realized by 50 tubes of  $r = 13.6$  mm inner radius filled with deionized distilled water. A photograph of the experimental setup and its schematic are shown in Fig. 1 (a) and 1 (b), respectively. The cylinders are made of polyvinyl chloride (PVC) tubes with sealed covers at the ends with a pair of thin pins on the upper and lower covers, which are used to fix the position of each cylinder in two types of guides along the  $x$ -axis and  $y$ -axis. The cylinders have an inner radius  $r = 13.6$  mm, height  $L = 1000$  mm and wall thickness of 2 mm. Structural elements of wood and PVC are practically invisible in the studied frequency range (0.5 GHz - 10.0 GHz) due to their low dielectric constant. Each pin is inserted into two sets of rails. The design provides an error of less than 2 mm in all directions and uniformity of movement for each row of cylinders. The metacrystal design allows a wide range of displacements along both axes. The ratio of the radius to the period lies in the range  $r/a \approx 0.07-0.32$ .

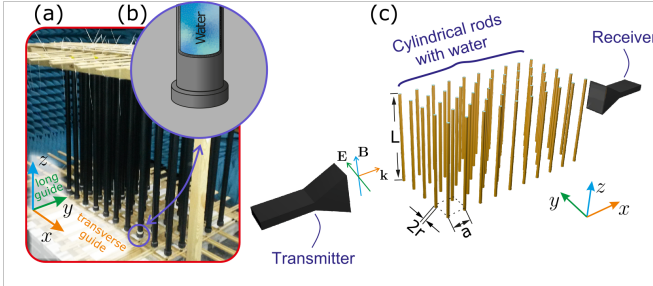


Figure 1. (a) Photo of a square grating of tubes filled with water. Period of the structure is tunable. (b) Schematic of the separate tube. (c) Schematic of the transmission measurements: structure is illuminated by TE-polarized emission from transmitter, which is in turn harvested by the receiver at opposite side.

Experimental studies are carried out in an anechoic chamber. To transmit and receive the signal a pair of TE-polarized TMA 1.0-18.0 GHz HF wideband horn antennas is used. Antennas are located at a distance of 1500 mm from the crystal boundaries (see Fig. 1 (c)), which corresponds to the far-field zone. The sample is

irradiated with a TE-polarized field of  $\lambda = 30 - 400$  mm wavelength. Both antennas are connected to Agilent PNA E8362C microwave network analyzers operating in accumulation mode with an accumulation time of 5 seconds.

Experimentally measured and numerically calculated via multiple scattering theory spectral maps demonstrating the transmission spectrum dependence on the size parameter  $r/a$  are shown in Fig. 2 (a) and (b) respectively. Spectral maps demonstrate a series of photonic transmission and stop bands. In particular, for the dimensionless energy in the range  $a/\lambda \approx (0.45 - 0.55)$  there is a significant drop in transmission associated with Bragg reflection. Interestingly, Bragg band is almost insensitive for the filling factor of the lattice. Simultaneously, there is a number of stop-bands associated with Mie resonances of individual cylinders. Yellow and magenta dashed lines show analytical estimation for the first two TE-polarized Mie modes ( $TE_{01}$  and  $TE_{11}$ , where the first index designates symmetry or orbital number of the mode and the second one enumerates the modes of the same symmetry) of individual cylinders. For our estimation we assume permittivity of water frequency independent,  $\epsilon_{H_2O} = 80$ , and do not account for neighbors interactions, which makes the shape of dashed lines hyperbolic. Nevertheless, even such rough estimation matches corresponding associated stop-bands of the grating both for experimental and numerical results.

Experimental spectra represent rather good correspondence with theoretical data, which is clearly seen from spectral maps (Fig. 2 (a-b)). But what is way more important, these results convincingly demonstrate that we have experimentally achieved decent of  $TE_{01}$  and  $TE_{11}$ -generated stop-bands below the Bragg gap. In other words, we have achieved the conditions for which the structure might be potentially considered as Mie-resonant metamaterial. Moreover, the second mode is associated with resonant excitation of magnetic quadrupole moment, which makes introduction of appropriate effective medium approximation challenging.

### B. Homogenization of Quadrupole Metamaterial

In order to describe quadrupole metamaterials by some macroscopic theoretical model, we obviously need to consider density of magnetic quadrupole moment  $\hat{S}$  along with densities of electric,  $\mathbf{P}$ , and magnetic,  $\mathbf{M}$ , dipole moments (see Appendix A for definitions). In this scope, we introduce the following model connecting multipolar densities with macroscopic electric fields  $\mathbf{E}$  and its gradients:

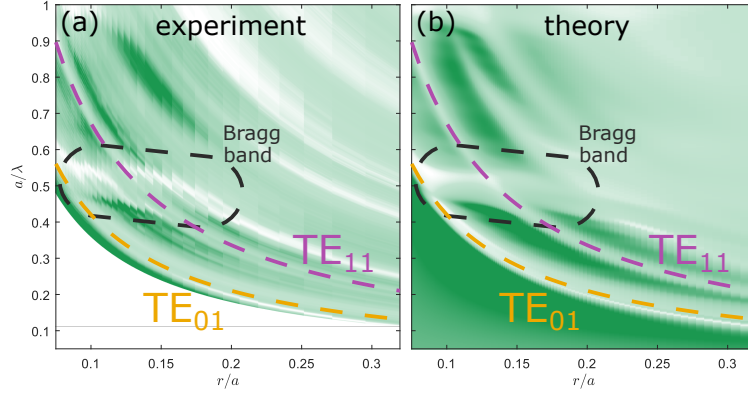


Figure 2. Transmission maps showing the spectrum dependence on the relative size of the tube,  $r/a$ , measured experimentally (a) and calculated numerically (b). Dashed black line indicates the Bragg stop-band. Yellow and magenta lines show the estimated energy of Mie modes of individual cylinders (for the sake of simplicity metaatoms' permittivity is assumed dispersionless  $\epsilon_{\text{cylinder}} = 80$ , which makes the lines in the given axes hyperbolic).

$$\begin{pmatrix} P_x \\ P_y \end{pmatrix} = \chi_0^P \begin{pmatrix} E_x \\ E_y \end{pmatrix} + \frac{\chi_2^P}{k_0^2} (\nabla_{\parallel} \otimes \nabla_{\parallel} - \Delta_{\parallel}) \begin{pmatrix} E_x \\ E_y \end{pmatrix}, \quad (1)$$

$$M_z = -i\chi_1^M \left[ \frac{\nabla_{\parallel}}{k_0} \times \mathbf{E} \right]_z = \chi_1^M B_z, \quad (2)$$

$$\begin{pmatrix} S_{zx} \\ S_{zy} \end{pmatrix} = -\frac{i}{k_0} \chi_0^S \mathbf{z} \times \mathbf{E}_{\parallel}, \quad (3)$$

where  $\chi_0^P$ ,  $\chi_2^P$ ,  $\chi_1^M$  and  $\chi_0^S$  are multipolar susceptibilities;  $k_0 = \omega/c$  is light wavevector in vacuum and differential operators are defined as follows  $\nabla_{\parallel} = (\partial_x, \partial_y)^T$ ,  $\Delta_{\parallel} = \partial_x^2, \partial_y^2$ . In fact, this model is Taylor-like expansion of multipole polarization densities over macroscopic electric field with only most important terms left. For the magnetic quadrupole and magnetic dipole terms we account only for the first non-zero terms, which are proportional to electric field and its gradient correspondingly. Moreover, due to the symmetry of the structure, we consider the response of the magnetization,  $M$ , only of the anti-symmetric combination of the gradients, which is effectively curl of the electric field, which is in turn proportional to magnetic field. For the electric dipole polarization except from the conventional term proportional to electric field we also account for the response on the second gradient of it. Moreover, we consider only such contributions that preserve circular shape of isofrequency contours. Although this term might seem non-essential and excessive, it will be further shown that it provides spatial dispersion corrections to the currents excited in the structure of the same order as magnetic dipole and quadrupole moments.

We extract all four required susceptibilities from microscopic calculations conducted by finite element method in COMSOL Multiphysics. The adaptation procedure of the current-injection-based approach [44] for specific purposes of our study is discussed in detail in Appendix. In order to simplify the analysis, we consider water as

dispersionless material of  $\epsilon_{\text{H}_2\text{O}} = 80$  permittivity. It enables scaling and allows to consider structures of arbitrary size without loss of generality. Moreover, for the radio band such approximation is rather good, whereas the behaviour at other frequencies is out of our interest. Radius of the structure is taken for  $r = 0.3a$  (see Fig. 3 (a) for the schematic of the structure), which is close to the upper limit available in experiment (see Fig. 2 (a)) and provides Mie resonances deep below the the Bragg band.

Spectra of the calculated susceptibilities are shown in Fig. 3 (b). We observe that the first Mie resonance at  $a/\lambda \approx 0.15$  is primarily associated with divergence of magnetic dipole susceptibility,  $\chi_1^M$ , and way more suppressed resonance of  $\chi_2^P$  responsible for the correction of electric dipole polarization. Notably, both magnetic quadrupole,  $\chi_0^S$ , and electric dipole,  $\chi_2^P$ , susceptibilities are absolutely insensitive to the effect. For the second Mie resonance at  $a/\lambda \approx 0.22$  all the susceptibilities experience divergence, which makes the behaviour much more complicated. Indeed, modes of  $D_{\infty h}$ -symmetric square grating of cylinders have different symmetry from the cartesian multipoles and therefore some resonance might easily excite a number of different multipolar moments. Pink stripes quantitatively indicate the bands of expected poor performance of the homogenization model. They are slightly red-shifted relative to the stop-bands and are associated with large values of either real or imaginary parts of  $\mathbf{k}$ -vector of eigenmodes. The first case is observed right below the stop-band, where dispersion is close to the boundary of the Brillouin zone. The second one is observed for the most part of the stop-band (except for the very top), where penetration depth is of order of a single unit cell.

Based on these four susceptibilities it is possible to formulate both dispersion relation and boundary conditions. Indeed, dispersion relation is a solution of the following equation:

$$[\Delta - \nabla \otimes \nabla + k_0^2] \mathbf{E} = \frac{-4\pi i k_0}{c} \mathbf{j} = -4\pi k_0^2 \mathbf{P}^{\text{gen}} [\mathbf{E}], \quad (4)$$

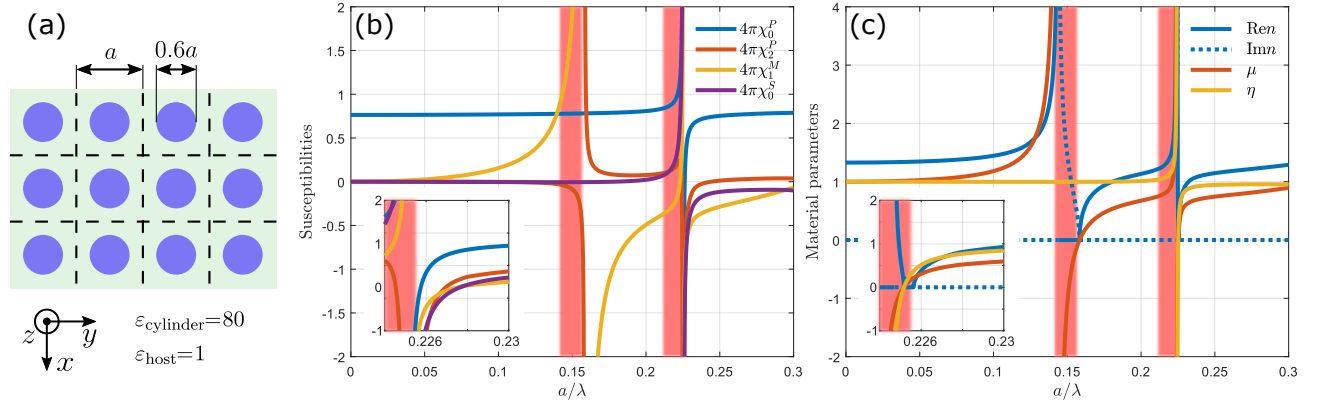


Figure 3. (a) Schematic of the structure considered for homogenization. Square lattice consists of high-permittivity cylinders  $\epsilon_{\text{cylinder}} = 80$  of  $r = 0.3a$  in a void host medium  $\epsilon_{\text{host}} = 1$ . (b) Spectra of multipolar susceptibilities of the considered metamaterial. In the vicinity of the first Mie resonant stop-band ( $a/\lambda \approx 0.15$ ) electric dipole,  $\chi_0^P$ , and magnetic quadrupole,  $\chi_0^S$ , susceptibilities remain continuous and almost constant, whereas the second stop-band ( $a/\lambda \approx 0.22$ ) results in divergence of all the considered susceptibilities. (c) Spectra of the material parameters of the metamaterial, which are convenient both for the description of the dispersion of the eigenmodes and their boundary conditions. Pink stripes quantitatively indicate the bands of expected poor performance of the homogenization models.

where  $\mathbf{P}^{\text{gen}} = \frac{\mathbf{j}}{-i\omega}$  is the generalized macroscopic polarization associated with the total polarization current in medium. This polarization might be found as a sum of electric dipole polarization, curl of magnetization and gradients of high multipole moments densities [17, 44–47]:

$$\mathbf{P}^{\text{gen}} = \mathbf{P} + \frac{1}{-ik_0} \nabla \times \mathbf{M} - \frac{1}{2} \nabla \cdot \hat{\mathbf{Q}} - \frac{1}{-2ik_0} \nabla \times \hat{\mathbf{S}} \cdot \nabla + \dots, \quad (5)$$

which in our particular case is reduced to:

$$\begin{pmatrix} P_x^{\text{gen}} \\ P_y^{\text{gen}} \end{pmatrix} = \chi_0^P \begin{pmatrix} E_x \\ E_y \end{pmatrix} - \frac{\chi_2^P + \chi_1^M + \chi_0^S/2}{k_0^2} \begin{pmatrix} \partial_y^2 & -\partial_x \partial_y \\ -\partial_x \partial_y & \partial_x^2 \end{pmatrix} \begin{pmatrix} E_x \\ E_y \end{pmatrix}. \quad (6)$$

As we can see three of the susceptibilities (namely  $\chi_2^P$ ,  $\chi_1^M$ ,  $\chi_0^S$ ) enter the expressions as a common coefficient responsible for the non-local contribution to the polarization current induced by the second derivatives of electric field. Gathering all together, we finally obtain self-consistent equation for eigenmodes in the bulk:

$$\begin{aligned} (-1 + 4\pi(\chi_2^P + \chi_1^M + \chi_0^S/2)) \begin{pmatrix} \partial_y^2 & -\partial_x \partial_y \\ -\partial_x \partial_y & \partial_x^2 \end{pmatrix} \begin{pmatrix} E_x \\ E_y \end{pmatrix} \\ = (1 + 4\pi\chi_0^P) k_0^2 \begin{pmatrix} E_x \\ E_y \end{pmatrix}. \end{aligned} \quad (7)$$

This equation might be explored on the solutions of arbitrary polarization, but we are interested in orthogonal waves ( $\mathbf{E}_{\parallel} \perp \mathbf{k}_{\parallel}$ ). Assuming  $(E_x, E_y)^T \propto (-k_y, k_x)^T e^{i\mathbf{k}\mathbf{r}}$ , we finally obtain the dispersion law, which allows us to introduce refractive index  $n(\omega) = k/k_0$

as a first material parameters:

$$k^2 = n^2 k_0^2 = \frac{1 + 4\pi\chi_0^P}{1 - 4\pi(\chi_2^P + \chi_1^M + \chi_0^S/2)} k_0^2. \quad (8)$$

However, not only the dispersion of the bulk waves determines the behaviour of the metamaterial. We are also interested in appropriate boundary conditions [45, 48–50]. In order to obtain them, we apply theoretical results from [49] for our particular model (see Appendix F-G for details). For the considered polarization and boundary  $x = \text{const}$  we have the following conditions:

$$B_z(1 - 4\pi(\chi_1^M + \chi_0^S/2)) = \text{const} \quad (9)$$

$$E_y(1 - 2\pi\chi_0^S) = \text{const} \quad (10)$$

As we can see, susceptibilities of the magnetic dipole and quadrupole moments enter dispersion relation (Eq. 8) and boundary condition for magnetic field (Eq. 9) in the same combination  $\chi_1^M + \chi_0^S/2$ . At first sight, it might seem that the quadrupole susceptibility might be considered just as a correction to the dipole one. Nevertheless, it is quadrupole susceptibility that solely determines boundary condition for electric field (Eq. 10) and, moreover, makes the transverse components of electric field discontinuous. All the other physical effects except of this one could have been attributed by appropriate corrections to  $\epsilon_{\text{eff}}$  and  $\mu_{\text{eff}}$  parameters.

Finally, putting it all together, we might introduce the

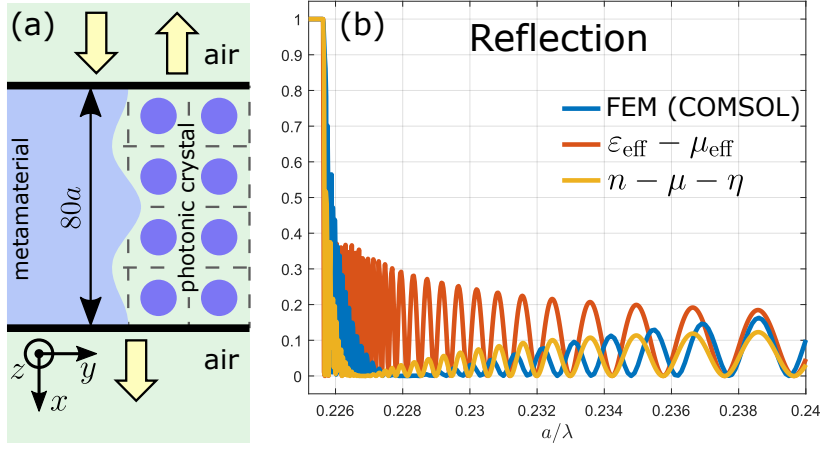


Figure 4. (a) Schematic of 80-layers Fabry-Perot slab under normal incidence of light. It might be considered both as photonic crystal and as homogenized metamaterial. (b) Reflection spectra for the energies right above the second Mie-resonant band gap. The reference, FEM-calculated spectrum is compared with spectra obtained via different homogenization approaches. The conventional  $\varepsilon_{\text{eff}} - \mu_{\text{eff}}$  approaches generally well describes the opening of the transmission band and period of the oscillations. At the same time, accounting for the quadrupole magnetization by the developed  $n - \mu - \eta$  approach allows to reproduce envelope of the oscillations as well.

following definitions for three material parameters:

$$n(\omega) = \sqrt{\frac{1 + 4\pi\chi_0^P}{1 - 4\pi(\chi_2^P + \chi_1^M + \chi_0^S/2)}}, \quad (11)$$

$$\mu(\omega) = \frac{1}{1 - 4\pi(\chi_1^M + \chi_0^S/2)}, \quad (12)$$

$$\eta(\omega) = \frac{1}{1 - 2\pi\chi_0^S}, \quad (13)$$

where  $n$  and  $\mu$  are introduced in such a way to match the definition of refractive index and magnetic permeability in the absence of magnetic quadrupole moment. Concurrently,  $\eta$ , represents some kind of magnetic quadrupole permeability that enables convenient description of corresponding boundary condition. In Fig. 3 (c) we demonstrate spectra of our just introduced material parameters. Effective refractive index of metamaterial is purely real for transmission bands and purely imaginary for the stop bands induced by Mie resonances, since according to Eq. 8 its square is purely real for any frequency. Magnetic dipole and quadrupole permeabilities are purely real for the whole spectrum as well. Remarkably, the first Mie resonance results in a divergence of only magnetic dipole permeability,  $\mu$ , but not quadrupole one,  $\eta$ , which does not "feel" the resonance at all. At the same time, the second mode affects all the materials parameters of our scope, which is in accordance with associated the physical processes.

Having these three parameters, we can formulate dis-

persion relation and boundary conditions in concise form:

$$k_{\parallel} = n(\omega)k_0, \quad (14)$$

$$\frac{B_z}{\mu(\omega)} = \text{const}, \quad (15)$$

$$\frac{E_y}{\eta(\omega)} = \text{const}. \quad (16)$$

Together, they fully describe light propagation in complex structures of quadrupole metamaterials. Although, we have wide range of prospective structures to study, we start from revision of classical Fresnel reflection problem for the case of quadrupole metamaterials interface. For TE-polarization of our interest, we derive following Fresnel coefficients (see Appendix G-H for derivations and illustrations):

$$t = \frac{2\mu_1 n_2^2 \eta_2 k_{x1}}{\mu_1 n_2^2 \eta_2 k_{x1} + \mu_2 n_1^2 \eta_1 \cos k_{x2}} \frac{\mu_2 n_1}{\mu_1 n_2}, \quad (17)$$

$$r = \frac{\mu_1 n_2^2 \eta_2 k_{x1} - \mu_2 n_1^2 \eta_1 \cos k_{x2}}{\mu_1 n_2^2 \eta_2 \cos k_{x1} + \mu_2 n_1^2 \eta_1 \cos k_{x2}}. \quad (18)$$

where  $k_{x,1/2} = \sqrt{n_{1/2}^2 k_0^2 - k_y^2}$  is the value of the wavevector component perpendicular to the interface and indices 1 and 2 specify media from which the wave falls and to which it is transmitted correspondingly.

In turn, based on the Fresnel equations we are able to consider any layered structures of quadrupole metamaterials. In order to verify our theoretical model, we consider an 80-period-thick slab of metamaterial in vacuum as shown in Fig. 4 and calculate corresponding reflection spectrum via different approaches. We are mostly interested in the frequency band for which magnetic quadrupole contribution is substantial, but we still

can neglect all the other high multipolar contributions. As it was already mentioned, these conditions are expected at the opening of the transmission band above the second Mie resonance, which is considered below.

The reference spectrum calculated for the true photonic crystal structure via finite element method in COMSOL Multiphysics is depicted by blue solid lines (see Fig. 4 (b-c)). When we try to calculate this spectra in the framework of conventional  $\epsilon_{\text{eff}} - \mu_{\text{eff}}$  effective medium approximation [51] (see Fig 4 (b)) that accounts only for the dipole polarizations, we observe that such metamaterial approximation fails to describe the shape of the envelop function of Fabry-Perot oscillations. At the same time, period of the oscillations is generally similar, which suggests that the most crucial deviations of such model occur not for the refractive index, but for the boundary conditions. In this way, there is no surprise, that when we take into account magnetic quadrupole moment, resulting spectrum becomes much closer to the reference one (see Fig. 4 (c)). Now the main behavior is reproduced accurately. Right above the stop-band reflection tends to zero and only then slowly recovers. We observe slight shift in the frequency of zero-reflection point and slight mismatch in the phase of oscillations, but the general behavior is reproduced correctly. It is worth noting separately, that the envelop of Fabry-Perot oscillations reaches zero point at some energy. This implies that at this point reflection is fully suppressed not because of destructive interference in the slab, but due to the absence of reflection from each of the interfaces. In other words we observe some sort of the Brewster effect for the normal incidence. Validation of our model for the case of Fabry-Perot slab demonstrate the potential to accurately describe other, much more complicated macroscopic structures of magnetic quadrupole metamaterials.

### III. CONCLUSIONS

In this paper, we have experimentally demonstrated emergence of magnetic quadrupole metamaterial. We have developed a theoretical model for its homogenization and demonstrated that quadrupole polarization leads to discontinuities of tangential component of macroscopic electric field at the interface. Associated correction of boundary conditions might result in zero reflection for normal incidence and reconfiguration of reflection/transmission spectra in general. The obtained results are successfully validated by independent FEM calculations for Fabry-Perot metamaterial slab.

### IV. ACKNOWLEDGEMENTS

The work of I.M.F, S.A.D., and N.A.G. was supported by the Russian Science Foundation (Grant no. 22-12-00351). N.S.S., K.B.S., and M.F.L. acknowledge financial

support from the Russian Science Foundation (project 23-12-00114).

A.V.N., D.S.F, K.B.S and M.F.L fabricated experimental setup and conducted measurements. M.V.R. calculated transmission spectra of experimental setup. I.M.F., N.S.S, S.A.D and N.A.G developed homogenization approach and conducted corresponding calculations. I.M.F. prepared the manuscript. M.V.R., K.B.S., M.F.L., and N.A.G. supervised experimental and theoretical parts of the study. All authors reviewed and edited the paper. All authors contributed to the discussions and commented on the paper.

### Appendix A: On definition of multipole moments

There are multiple different definitions of multipole moments that might be found in the literature. Firstly, misunderstanding might be caused by confusion of Cartesian and so-called exact [52, 53] multipole moments. The latter ones are best for the description of currents localized in individual particles, whereas the distributed currents in metamaterials are conventionally described by densities of Cartesian ones.

Secondly, there are discrepancies even in the definition of Cartesian multipoles associated with their symmetrization and normalization. Indeed, different multipole moments correspond to tensors of different ranks, but these tensors might be reduced to irreducible representation, reduced partially or not reduced at all. For instance, magnetic dipole moment emerges from electric quadrupole tensor as its antisymmetric part. In the same way, magnetic quadrupole moment results from symmetrization of electric octupole moment. Full reduction of magnetic quadrupole-electric octupole tensor results in manifestation of widely-known toroidal dipole moment [46] as well. For the sake of convenience, in this paper we symmetrize electric quadrupole and octupole moments, but not the magnetic quadrupole one. The reason is that our fundamentally 2D problem requires consideration of only  $S_{zx}$  and  $S_{zy}$  components of tensor and there is no reason to complicate all the derivations by mixing them with components  $S_{xz}$  and  $S_{yz}$  possessing drastically different optical properties. In this way, we employ the following definitions of multipole moments:

$$\mathbf{p} = \frac{1}{-i\omega} \int_V \mathbf{j}(\mathbf{r}) d^3\mathbf{r}, \quad (\text{A1})$$

$$\mathbf{m} = \frac{1}{2c} \int_V \mathbf{r} \times \mathbf{j}(\mathbf{r}) d^3\mathbf{r}, \quad (\text{A2})$$

$$\hat{\mathbf{q}} = \frac{1}{-i\omega} \int_V [\mathbf{r} \otimes \mathbf{j}(\mathbf{r}) + \mathbf{j}(\mathbf{r}) \otimes \mathbf{r}] d^3\mathbf{r}, \quad (\text{A3})$$

$$\hat{\mathbf{s}} = \frac{2}{3c} \int_V [\mathbf{r} \times \mathbf{j}(\mathbf{r})] \otimes \mathbf{r} d^3\mathbf{r}. \quad (\text{A4})$$





the feasibility to formulate appropriate boundary conditions [45, 48–50]. The reason for that is encoded inside the generalized polarization, which is associated not only with a contribution of electric dipole moment density, but also with the curl of magnetization as well as high gradients of all the other multipole moments [17, 44–47]:

$$\mathbf{P}^{\text{gen}} = \mathbf{P} + \frac{1}{-ik_0} \nabla \times \mathbf{M} - \frac{1}{2} \nabla \cdot \hat{\mathbf{Q}} - \frac{1}{-2ik_0} \nabla \times \hat{\mathbf{S}} \cdot \nabla + \dots, \quad (\text{B10})$$

where  $\mathbf{P}$ ,  $\mathbf{M}$ , are macroscopic densities of electric and magnetic dipole moments and  $\hat{\mathbf{Q}}$ ,  $\hat{\mathbf{S}}$  are densities of electric and magnetic quadrupole moments. All the terms in the sum B10 are associated with currents indistinguishable in the bulk of the structure and only their cumulative value  $\mathbf{P}^{\text{gen}}$  determines bulk dispersion. However, if we consider an interface of artificial material, each multipole moment will provide its own specific contribution to the surface current. Obviously, these surface currents result in different boundary conditions [45, 48–50].

For this reason, in order to fully describe metamaterial by effective medium approximation we need to consider all the multipole moments from Eq. B10 and formulate corresponding constitutive relations. In principle, we might connect multipole moments densities with only macroscopic electric field as it was done for generalized polarizability in Eq. B8, but in this case response would be non-local and we would still need to tackle spatial dispersion effects. Straightforward approach to reformulate problem in local way is to consider response on not only electric field, but its gradients as well. Constitutive relations might be formulated as follows:

$$\begin{pmatrix} \mathbf{P} \\ \mathbf{M} \\ \hat{\mathbf{Q}} \\ \hat{\mathbf{S}} \\ \dots \end{pmatrix} = \begin{pmatrix} \hat{\chi}_0^P & \hat{\chi}_1^P & \hat{\chi}_2^P & \dots \\ \hat{\chi}_0^M & \hat{\chi}_1^M & \hat{\chi}_2^M & \dots \\ \hat{\chi}_0^Q & \hat{\chi}_1^Q & \hat{\chi}_2^Q & \dots \\ \hat{\chi}_0^S & \hat{\chi}_1^S & \hat{\chi}_2^S & \dots \\ \dots & \dots & \dots & \dots \end{pmatrix} \begin{pmatrix} \mathbf{E} \\ \nabla \otimes \mathbf{E} \\ \nabla \otimes \nabla \otimes \mathbf{E} \\ \dots \end{pmatrix}, \quad (\text{B11})$$

where  $\hat{\chi}$  are multipolar susceptibility tensors,  $(\nabla \otimes \mathbf{E})_{ij} = \partial_i E_j$  and  $(\nabla \otimes \nabla \otimes \mathbf{E})_{ijk} = \partial_i \partial_j E_k$  are just tensors of partial derivatives.

If we substitute Eq. B11 into Eq. B10 we will obtain generalized polarization,  $\mathbf{P}^{\text{gen}}$ , as a series over derivatives of electric field:

$$\mathbf{P}^{\text{gen}} = \hat{a}(\omega) \mathbf{E} + \hat{b}(\omega) \nabla \otimes \mathbf{E} + \hat{c}(\omega) \nabla \otimes \nabla \otimes \mathbf{E} + \dots, \quad (\text{B12})$$

It might be easily noticed that susceptibilities highlighted by specific colors correspond to the contributions of the same order. In particular, light-green colored susceptibility is the only one, which contributes to the term proportional to electric field  $\mathbf{E}$  ( $\hat{a}(\omega)$  in Eq. B12), light-blue ones correspond to the term of the first gradient of the electric

field ( $\hat{b}(\omega)$  in Eq. B12) and orange ones are responsible for the derivative of the second order ( $\hat{c}(\omega)$  in Eq. B12).

In practice we can not consider the infinite series of multipole moments and electric field gradients and truncate them. Nevertheless, even when we consider approximate model, it is highly desirable to account all the susceptibilities of the same order in order not to break the translation invariance [17].

In our particular study, structure possesses inversion center and therefore linear contributions to spatial dispersion are prohibited, i.e. light-blue terms are nullified. Among the other colored terms, we account for main components of  $\hat{\chi}_0^P$ ,  $\hat{\chi}_0^S$ , but neglect  $\chi_1^Q$  as small one. Regarding  $\chi_1^M$  and  $\chi_2^P$ , we account only those components that make the main contribution and preserve circular shape of dispersion contours.

### Appendix C: Extraction of multipolar susceptibilities

We have discussed that the knowledge of multipolar susceptibility tensors (see Eq. B10) allows us both to formulate the dispersion relation and boundary conditions. Nevertheless, we still need to extract them somehow. A number of methods are known in the literature to do it. One of the most popular and simple ones are the phenomenological approaches in the spirit of the Nicolson-Ross-Weir method [55, 63, 64], which are based on the fitting of the reflection and transmission spectra. Such methods are extremely simple in application, but they might be easily applied to inappropriate structures that fundamentally cannot be described in the scope of the considered model. This type of activity often lead to nonphysical and misleading results (see [17] for details).

Another approach is based on the multipolar decomposition of optical response of each metaatom and consideration of their coupling in the infinite lattice [17, 57, 58, 65]. Such technique automatically frees us from the necessity to distinguish the contribution of different multipoles, but might be technically complicated.

In this work, we apply the current-injection-based approach [44, 61]. As it was already mentioned above, the main idea of such method is to inject the external current  $\mathbf{j}^{\text{ext}}(\omega, \mathbf{k}) \propto e^{i\mathbf{k}\mathbf{r}} e^{-i\omega t}$  inside the infinite photonic crystal in order to excite it at arbitrary frequencies  $\omega$  and  $\mathbf{k}$ . In turn, the obtained microscopic fields should be averaged to deal with macroscopic values. The original approach [44] considers only the generalized polarizability, which describes trustfully only dispersion of the bulk modes.

In some cases, knowledge of generalized polarizability,  $\mathbf{P}^{\text{gen}}(\omega, \mathbf{k})$ , is still enough to extract multipolar susceptibilities. For instance, sometimes we might fully attribute the spatial dispersion of generalized permittivity  $\hat{\epsilon}^{\text{gen}}$  with dipole magnetization since it is known that it dominates at low frequencies [51]. For instance, quadratic contributions to spatial dispersion is commonly attributed



to artificial magnetism and in turn described by effective permeability  $\mu_{\text{eff}}$ . In this study we refer to such approach as  $\varepsilon_{\text{eff}} - \mu_{\text{eff}}$  one. Nevertheless, such an approach is fundamentally limited and can not be applied if we aim to go further and consider structures with more complicated optical response.

For this purpose here, we propose a numerical approach to distinguish contributions of different multipolar susceptibilities. First, we might apply dynamic averaging procedure not only for the electric dipole polarization, but for the high multipole moments as well:

$$\tilde{\mathbf{P}}^{\text{gen}}(\omega, \mathbf{k}) = \frac{1}{-i\omega} \frac{1}{V} \int_V \mathbf{j}^{\text{micro}}(\mathbf{r}) e^{-i\mathbf{k}\mathbf{r}} d^3\mathbf{r}, \quad (\text{C1})$$

$$\tilde{\mathbf{M}}^{\text{gen}}(\omega, \mathbf{k}) = \frac{1}{2c} \frac{1}{V} \int_V \mathbf{r} \times \mathbf{j}^{\text{micro}}(\mathbf{r}) e^{-i\mathbf{k}\mathbf{r}} d^3\mathbf{r}, \quad (\text{C2})$$

$$\hat{\mathbf{Q}}^{\text{gen}}(\omega, \mathbf{k}) = \frac{1}{-i\omega} \frac{1}{V} \int_V [\mathbf{r} \otimes \mathbf{j}^{\text{micro}} + \mathbf{j}^{\text{micro}} \otimes \mathbf{r}] e^{-i\mathbf{k}\mathbf{r}} d^3\mathbf{r}, \quad (\text{C3})$$

$$\hat{\mathbf{S}}^{\text{gen}}(\omega, \mathbf{k}) = \frac{2}{3c} \frac{1}{V} \int_V [\mathbf{r} \times \mathbf{j}^{\text{micro}}] \otimes \mathbf{r} e^{-i\mathbf{k}\mathbf{r}} d^3\mathbf{r}. \quad (\text{C4})$$

Obviously, when we average corresponding moments of microscopic polarization currents we obtain not the densities of corresponding multipole moments, but their "generalized" counterparts. The reason is that in the bulk medium it is still impossible to distinguish the magnetic dipole polarization from appropriate gradient of magnetic quadrupole one. In other words, we might represent these generalized quantities as series over the true densities of multipole moments:

$$\mathbf{P}^{\text{gen}}(\omega, \mathbf{r}) = \mathbf{P} + \frac{i}{k_0} \nabla \times \mathbf{M} - \frac{1}{2} \nabla \cdot \hat{\mathbf{Q}} - \frac{i}{2k_0} \nabla \times \hat{\mathbf{S}} \cdot \nabla + \dots, \quad (\text{C5})$$

$$\mathbf{M}^{\text{gen}}(\omega, \mathbf{r}) = \mathbf{M} - \frac{1}{2} \hat{\mathbf{S}} \cdot \nabla + \dots, \quad (\text{C6})$$

$$\mathbf{Q}^{\text{gen}}(\omega, \mathbf{r}) = \mathbf{Q} + \dots, \quad (\text{C7})$$

$$\mathbf{S}^{\text{gen}}(\omega, \mathbf{r}) = \mathbf{S} + \dots, \quad (\text{C8})$$

where Eq. C5 is the well known expansion [17, 44–47] already mentioned above and Eq. C6–C8 are the similar expressions for densities of higher multipole moments. In D we derive the value of second term from C6.

Nevertheless, we are ultimately interested in non-generalized quantities, so now we may find them from this system. Quadrupole moments might be approximated by their generalized values, since octupole moments are assumed as small enough:

$$\mathbf{Q} \approx \mathbf{Q}^{\text{gen}}, \quad (\text{C9})$$

$$\mathbf{S} \approx \mathbf{S}^{\text{gen}}. \quad (\text{C10})$$

As for densities of dipole moments, in order to find them, we substitute the known expressions in Eq. C5–C6 and obtain the following the connections:

$$\mathbf{P}^{\text{gen}} = \mathbf{P} + \frac{i}{k_0} \nabla \times \mathbf{M}^{\text{gen}} - \frac{1}{2} \nabla \cdot \hat{\mathbf{Q}}^{\text{gen}}, \quad (\text{C11})$$

$$\mathbf{M}^{\text{gen}} = \mathbf{M} - \frac{1}{2} \hat{\mathbf{S}}^{\text{gen}} \cdot \nabla. \quad (\text{C12})$$

Finally, we easily express the true values of electric and magnetic dipole moment densities:

$$\mathbf{P} = \mathbf{P}^{\text{gen}} - \frac{i}{k_0} \nabla \times \mathbf{M}^{\text{gen}} + \frac{1}{2} \nabla \cdot \hat{\mathbf{Q}}^{\text{gen}}, \quad (\text{C13})$$

$$\mathbf{M} = \mathbf{M}^{\text{gen}} + \frac{1}{2} \hat{\mathbf{S}}^{\text{gen}} \cdot \nabla. \quad (\text{C14})$$

In Sec. D we argue that these expressions are not approximate, but precise.

#### Appendix D: Generalized density of magnetic dipole moment

It was already discussed that when we try to find averaged density of some multipole moment, we inevitably account for the contribution of gradients of higher multipole moments, which are fundamentally indistinguishable in the bulk. In particular, the form of different contributions for the electric dipole polarization is well known in the literature C5. In order to separate these contributions, we need to consider densities of other multipole moments and their representation in the form of series as well. In particular, we are mostly interested in the "correction" to the density of magnetic dipole moment.

We calculate density of generalized magnetic dipole moment from the averaging of microscopic currents in accordance with Eq. C2. In principle, we may try to decompose such an integral into series of different contributions in the way that was demonstrated in [47] for the density of dipole moment. Nevertheless, it is much easier to employ the already developed expression for generalized polarization (Eq. C5).

Indeed, generalized polarizability,  $\mathbf{P}^{\text{gen}}(\mathbf{r})$ , unlike the ordinary one,  $\mathbf{P}(\mathbf{r})$ , describes all the currents that flow in the bulk. Moreover, macroscopically averaged current

$$\mathbf{j}^{\text{macro}} = -i\omega \mathbf{P}^{\text{gen}} \quad (\text{D1})$$

should be not distinguishable from the the microscopic currents when we consider them at macroscopic scale.

Now, let us substitute expression for macroscopic current (Eq. D1) into Eq. A2 and calculate generalized magnetic dipole moment,  $\mathbf{m}^{\text{gen}}$ , of some small volume  $V$ . Since the magnetization is ultimately macroscopic characteristic there should be no difference of whether we integrate over microscopic or macroscopic currents (their integral moments should not differ):

$$\mathbf{m}^{\text{gen}} = \frac{1}{2c} \int_V \mathbf{r} \times \mathbf{j}^{\text{micro}} d^3\mathbf{r} = \frac{1}{2c} \int_V \mathbf{r} \times \mathbf{j}^{\text{macro}} d^3\mathbf{r} = \frac{1}{2c} \int_V \mathbf{r} \times (-i\omega \mathbf{P}^{\text{gen}}) d^3\mathbf{r} \quad (\text{D2})$$

In turn, we can substitute four first terms of the series for generalized polarization from Eq. C5 and obtain the following:

$$\mathbf{m}^{\text{gen}} = \frac{-ik_0}{2} \int_V \mathbf{r} \times \left( \mathbf{P} + \frac{1}{-ik_0} \nabla \times \mathbf{M} - \frac{1}{2} \nabla \cdot \hat{\mathbf{Q}} - \frac{1}{-2ik_0} \nabla \times \hat{\mathbf{S}} \cdot \nabla \right) d^3\mathbf{r} = \mathbf{m}^{\text{gen},P} + \mathbf{m}^{\text{gen},M} + \mathbf{m}^{\text{gen},Q} + \mathbf{m}^{\text{gen},S}. \quad (\text{D3})$$

Now, we consider each of the four first terms separately. Term corresponding to electric polarization might be neglected since integrand is proportional to radius-vector  $\mathbf{r}$ , which is small at the zero point:

$$\mathbf{m}^{\text{gen},P} = \frac{-ik_0}{2} \int_V \mathbf{r} \times \mathbf{P} d^3\mathbf{r} \approx 0 \quad (\text{D4})$$

For the second term we apply integration by parts:

$$\mathbf{m}^{\text{gen},M} = \frac{-ik_0}{2} \int_V \mathbf{r} \times \frac{1}{-ik_0} \nabla \times \mathbf{M} d^3\mathbf{r} = \frac{1}{2} \int_V \mathbf{r} \times \nabla \times \mathbf{M} d^3\mathbf{r} \quad (\text{D5})$$

$$\begin{aligned} m_i^{\text{gen},M} &= \frac{1}{2} \int_V \epsilon_{ijk} r_j \epsilon_{kmn} \partial_m M_n d^3\mathbf{r} = \\ \frac{1}{2} \int_V \epsilon_{ijk} \epsilon_{kmn} r_j \partial_m M_n d^3\mathbf{r} &= \frac{1}{2} \int_S \epsilon_{ijk} \epsilon_{kmn} r_j M_n n_m dS - \\ \frac{1}{2} \int_V \epsilon_{ijk} \epsilon_{kmn} \delta_{jm} M_n d^3\mathbf{r} &= \\ \int_S \dots dS - \frac{1}{2} \int_V \epsilon_{ijk} \epsilon_{kjm} M_n d^3\mathbf{r} &= \\ \int_S \dots dS + \frac{1}{2} \int_V \epsilon_{kji} \epsilon_{kjm} M_n d^3\mathbf{r} &= \\ \int_S \dots dS + \frac{1}{2} \int_V 2\delta_{in} M_n d^3\mathbf{r} &= \\ \int_S \dots dS + \int_V M_i d^3\mathbf{r}, \end{aligned} \quad (\text{D6})$$

where  $\mathbf{n}$  vector, which appeared in the middle of derivations is the unitary normal vector to the surface of the integration volume. As we can see, there is some additional surface contribution associated with surface multipole currents. Nevertheless, they does matter only when there is a physical interface of the considered metamaterial. Moreover, even in this case, contribution of these

surface currents might be accounted just by appropriate boundary conditions, which is the approach which we follow. Since our aim is to connect only the volume densities of multipole moments we do not care about the surface contributions. As we can see, Eq. D6 confirms the obvious fact that the leading term for  $\mathbf{M}^{\text{gen}}$  is ordinary magnetization,  $\mathbf{M}$ .

Now, let us consider the term associated with electric quadrupole contribution in the same manner:

$$\mathbf{m}^{\text{gen},Q} = \frac{-ik_0}{2} \int_V \mathbf{r} \times \left( -\frac{1}{2} \nabla \cdot \hat{\mathbf{Q}} \right) d^3\mathbf{r} = \frac{ik_0}{4} \int_V \mathbf{r} \times \nabla \cdot \hat{\mathbf{Q}} d^3\mathbf{r} \quad (\text{D7})$$

$$\begin{aligned} m_i^{\text{gen},Q} &= \frac{ik_0}{4} \int_V \epsilon_{ijk} r_j \partial_n Q_{nk} d^3\mathbf{r} = \\ &= \frac{ik_0}{4} \int_S \epsilon_{ijk} r_j Q_{nk} n_n dS - \frac{ik_0}{4} \int_V \epsilon_{ijk} \delta_{jn} Q_{nk} d^3\mathbf{r} = \\ &\quad \int_S \dots dS - \frac{ik_0}{4} \int_V \epsilon_{ijk} Q_{jk} d^3\mathbf{r} = \\ &\quad \int_S \dots dS - \frac{ik_0}{4} \int_V \frac{1}{2} (\epsilon_{ijk} Q_{jk} + \epsilon_{ikj} Q_{kj}) d^3\mathbf{r} = \\ &\quad \int_S \dots dS - \frac{ik_0}{4} \int_V \frac{1}{2} \epsilon_{ijk} (Q_{jk} - Q_{kj}) d^3\mathbf{r} = \\ &\quad \int_S \dots dS - 0. \end{aligned} \quad (\text{D8})$$

As we can see, we proved the obvious fact that due to the symmetry of the electric quadrupole tensor it makes no contribution to the generalized magnetic dipole moment.

Finally, we consider the contribution of magnetic quadrupole moment:

$$\mathbf{m}^{\text{gen},S} = \frac{-ik_0}{2} \int_V \mathbf{r} \times \left( -\frac{1}{-2ik_0} \nabla \times \hat{\mathbf{S}} \cdot \nabla \right) d^3\mathbf{r} = -\frac{1}{4} \int_V \mathbf{r} \times \nabla \times \hat{\mathbf{S}} \cdot \nabla d^3\mathbf{r} \quad (\text{D9})$$

$$\begin{aligned} m_i^{\text{gen},S} &= -\frac{1}{4} \int_V \epsilon_{ijk} r_j \epsilon_{kmn} \partial_m \partial_p S_{np} d^3\mathbf{r} = \\ -\frac{1}{4} \int_S \epsilon_{ijk} r_j \epsilon_{kmn} n_m \partial_p S_{np} dS &+ \frac{1}{4} \int_V \epsilon_{ijk} \delta_{jm} \epsilon_{kmn} \partial_p S_{np} d^3\mathbf{r} = \\ \int_S \dots dS - \frac{1}{4} \int_V \epsilon_{kji} \epsilon_{kjm} \partial_p S_{np} d^3\mathbf{r} &= \\ \int_S \dots dS - \frac{1}{4} \int_V 2\delta_{in} \partial_p S_{np} d^3\mathbf{r} &= \\ \int_S \dots dS - \frac{1}{2} \int_V \partial_p S_{ip} d^3\mathbf{r} &= \int_S \dots dS - \frac{1}{2} \int_V \hat{\mathbf{S}} \cdot \nabla d^3\mathbf{r} \end{aligned} \quad (\text{D10})$$

So, we can see that the gradient of magnetic quadrupole moment makes some non-zero contribution.

Gathering all together, there are surface and volume contributions  $\mathbf{m}^{\text{gen}} = \int_S \dots dS + \int_V \mathbf{M}^{\text{gen}} d^3\mathbf{r}$  and the density might be found as follows:

$$\mathbf{M}^{\text{gen}} = \mathbf{M} - \frac{1}{2} \hat{\mathbf{S}} \cdot \nabla. \quad (\text{D11})$$

Finally, it is worth to speak on the similarities and differences between the considered series with classical Taylor one. The main similarity is that series for the electric polarization might be obtained as Taylor decomposition of The Green function or delta function in the integrand and therefore in a latent form numerical coefficients of corresponding terms contain factors of  $\frac{1}{n!}$ .

The main difference is another procedure of operation with these series. For instance, when we deal with some function  $f(x) = \sum_{n=0}^{\infty} \frac{x^n}{n!} f^{(n)}(0)$  in the form of Taylor expansion we can differentiate each term separately to find the expansion for the derivative of function  $f'(x) = \sum_{n=1}^{\infty} \frac{x^{n-1}}{(n-1)!} f^{(n)}(0) = \sum_{n=0}^{\infty} \frac{x^n}{n!} f^{(n+1)}(0) = \sum_{n=0}^{\infty} \frac{x^n}{n!} (f')^{(n)}(0)$ . It is important that during the differentiation of each term different coefficient  $n$  is dropped out, which results in arise of brand new series, which naturally can not be expressed in terms of the former one, which is in accordance with the fact that derivative of the function at some point is generally independent on the original function at this point.

The different situation is observed, when we try to conduct similar procedure for the generalized polarization series. In this case, in order to obtain the expression for the density of multipole moment of the order  $n$ , we need to multiply the series by radius vector in corresponding power and integrate the expression  $n$  times by parts. Additional numerical coefficients can drop out only when we take derivative of the radius vector during integration by parts. Moreover, all the terms are elaborated in the same way and therefore, the same numerical coefficient should drop out of them and the relationship between the terms in a new series would be the same as in the original one. This makes it possible to express one series in terms of the other in a closed form. For instance, if we take out common curl from the brackets in the Eq. C5 then we will discover the series for the generalized magnetic moment inside of them. The same idea should be valid for the electric quadrupole moment, which is also the multipole moment of the first order. Since there are no any other multipole moments of this order we might expect that the relation (Eq. C11) is strict:

$$\begin{aligned} \mathbf{P}^{\text{gen}} &= \mathbf{P} + \frac{1}{-ik_0} \nabla \times \mathbf{M} - \frac{1}{2} \nabla \cdot \hat{\mathbf{Q}} - \frac{1}{-2ik_0} \nabla \times \hat{\mathbf{S}} \cdot \nabla + \dots = \\ &= \mathbf{P} + \frac{1}{-ik_0} \nabla \times \left( \mathbf{M} - \frac{1}{2} \hat{\mathbf{S}} \cdot \nabla + \dots \right) - \frac{1}{2} \nabla \cdot (\hat{\mathbf{Q}} + \dots) = \\ &= \mathbf{P} + \frac{1}{-ik_0} \nabla \times \mathbf{M}^{\text{gen}} - \frac{1}{2} \nabla \cdot \hat{\mathbf{Q}}^{\text{gen}}. \quad (\text{D12}) \end{aligned}$$

The same is valid for Eq. C12.

## Appendix E: Calculation of true multipolar densities

Now, everything is ready to calculate multipolar susceptibilities for our practical case. As it was already discussed, in order to excite electro-magnetic fields, we inject external current  $\mathbf{j}^{\text{ext}} \propto e^{i\mathbf{k}\mathbf{r}}$ . In particular, here we demonstrate the results for  $k_x$  harmonic of  $y$ -directed current:

$$\mathbf{j}^{\text{ext}} = \frac{-i\omega}{4\pi} \begin{pmatrix} 0 \\ 1 \\ 0 \end{pmatrix} e^{ik_x x} \cdot 1(G). \quad (\text{E1})$$

Although constant factor  $\frac{-i\omega}{4\pi} \cdot 1(G)$  might be arbitrary, we have specifically chosen it similar to the polarization current introduced by plane wave with  $E_0 = B_0 = 1(G)$  in some scatterer. Such choice makes most of the considered fields real-valued and their values are comparable with unity in Gaussian system.

Solution of the emission problem in COMSOL Multiphysics provides us with amplitudes of macroscopic electric field and densities of generalized multipole moments shown in Fig. 5. All of them demonstrate divergence of the fields in the vicinity of the bulk eigenmodes of metamaterial. In particular, in the low-energy limit, we observe linear dispersion corresponding to classical light cone of dielectric material. In turn, at higher energies there are multiple points of avoided crossing between the light cone and dispersionless Mie resonances of cylinders. Already at this stage we see that magnetic quadrupole moment can be excited by electric field (without any gradient). Indeed, inset of the panel (d) shows that at  $\Gamma$  point magnetic quadrupole moment experiences resonance, whereas all the gradients of electric field are zero.

Nevertheless, we are ultimately interested in the optical response of metamaterial, so we consider ratio of generalized multipole densities and macroscopic electric field in Fig. 6 (a-c). Since both multipole densities and electric field experience resonance at the same points, their ratio is expected to be at least finite. Indeed, as we can see from Fig. 6 (a-c) electric dipole, magnetic dipole and magnetic quadrupole responses of metamaterial are smooth and continuous at the points corresponding to the dispersion of eigenmodes. Concurrently they demonstrate almost dispersionless resonances at a number of frequencies corresponding to the Mie modes of metaatoms. From the inset at panel (c) we again clearly observe excitation of magnetic quadrupole moment by electric field, but not its gradients, ( $\mathbf{k} = 0$ ) at the second Mie resonance.

At the same time, we should note that, except of the resonance-determined frequency-dependence of optical responses, there is also their smooth dependence on  $\mathbf{k}$ -vector, which is known as spatial dispersion. This dependence, might be associated either with excitation of

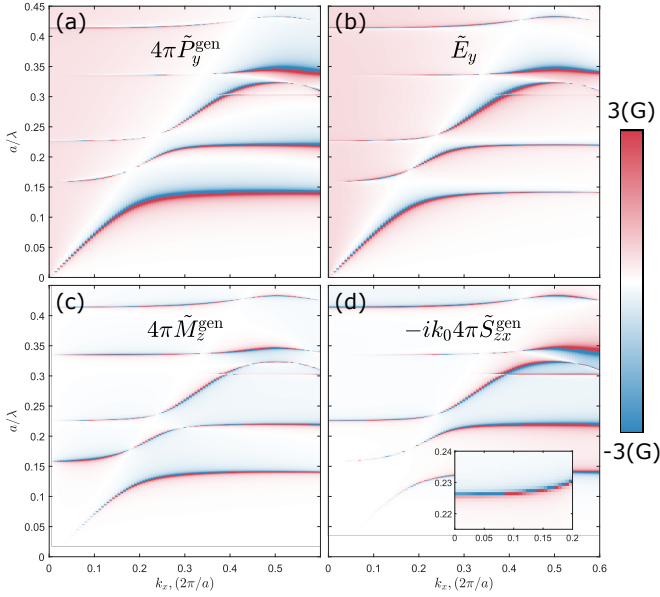


Figure 5. Spectral maps of generalized multipole densities,  $\tilde{P}^{\text{gen}}$  (panel (a)),  $\tilde{M}^{\text{gen}}$  (panel (c)),  $\tilde{S}^{\text{gen}}$  (panel (d)), and macroscopic electric field,  $\tilde{E}$  (panel (b)) excitation by external current  $j_y \propto e^{ik_x x - i\omega t}$ .

higher order multipole moments or with the optical response on the gradients of the electric field. In order to extract multipolar susceptibilities from Eq. 1-3, we should distinguish these contributions and proceed from generalized densities of multipole moments to the ordinary ones. For this purpose, we apply Eq. C13-C14 for our particular case of a plane wave and obtain:

$$\tilde{P}_y = \tilde{P}_y^{\text{gen}} - \frac{k_x}{k_0} \tilde{M}_z^{\text{gen}}, \quad (\text{E2})$$

$$\tilde{M}_z = \tilde{M}_z^{\text{gen}} + \frac{ik_x}{2} \tilde{S}_{zx}^{\text{gen}}. \quad (\text{E3})$$

Optical response of corresponding quantities  $\tilde{P}_y$  and  $\tilde{M}_z$  is shown in Fig. 6 (d-e). From the comparison of panels (a) and (d) we clearly see that there is almost no spatial dispersion for  $\tilde{P}_y$  in contrast with  $\tilde{P}_y^{\text{gen}}$ , which is a proof that most of the corresponding effects are associated with contribution of magnetic dipole moment (artificial magnetism) and magnetic quadrupole one. At the same time, the remaining  $\mathbf{k}$ -dependence associated with  $\chi_2^P$  as well as the main factor,  $\chi_0^P$ , might be easily extracted from Taylor expansion of  $\tilde{P}_y/\tilde{E}_y$  function at the  $\Gamma$  point ( $\mathbf{k} = 0$ ).

Speaking about the magnetization, difference between  $\tilde{M}_z^{\text{gen}}$  and  $\tilde{M}_z$ , is not so obvious from comparison of panels (b) and (d). Nevertheless, it might be noted if we accurately consider area of the second, magnetic quadrupole Mie-resonance in Fig. 6 (f-g). As we already discussed in the article, although contribution of magnetic quadrupole moment resonance is significant only in

the narrow frequency band, inside it, it substantially affects the overall behavior. Finally, susceptibilities,  $\chi_1^M$ , and,  $\chi_0^S$ , are extracted from Taylor expansion of functions  $\tilde{M}_z/\tilde{E}_y$  and  $\tilde{S}_{zx}/\tilde{E}_y$  from panels (e) and (c).

## Appendix F: Boundary conditions

Knowledge of multipolar susceptibilities allows us not only to determine dispersion of the bulk waves, but also formulate appropriate boundary conditions. In this section, we reduce boundary conditions from [49] for our particular case. We transform the formulas from SI to Gaussian units, employ our notations, consider  $x = \text{const}$  interface and drop out all the multipole moments and their components that are out of our consideration. Accounting for magnetic quadrupole, electric and magnetic dipoles allows us to obtain conditions on tangential fields in the following form:

$$B_z - 4\pi M_z + 2\pi (\partial_x S_{zx} + \partial_y S_{zy} + \partial_z S_{zz} - \partial_z S_{xx}) = \text{const}, \quad (\text{F1})$$

$$E_y + 2\pi i k_0 S_{zx} = \text{const}. \quad (\text{F2})$$

For our particular model  $S_{xx} = S_{zz} = 0$ , boundary conditions might be slightly simplified:

$$B_z - 4\pi M_z + 2\pi (\partial_x S_{zx} + \partial_y S_{zy}) = \text{const}, \quad (\text{F3})$$

$$E_y + 2\pi i k_0 S_{zx} = \text{const}. \quad (\text{F4})$$

In turn, we are able to substitute constitutive relations from Eq. 1-3:

$$B_z (1 - 4\pi \chi_1^M) - \frac{2\pi i}{k_0} \chi_0^S (-\partial_x E_y + \partial_y E_x) = \text{const}, \quad (\text{F5})$$

$$(1 - 2\pi \chi_0^S) E_y = \text{const}. \quad (\text{F6})$$

And finally express boundary conditions in a convenient form:

$$(1 - 4\pi \chi_1^M - 2\pi \chi_0^S) B_z = \text{const}, \quad (\text{F7})$$

$$(1 - 2\pi \chi_0^S) E_y = \text{const}. \quad (\text{F8})$$

For the sake of convenience, we introduce effective parameters:

$$\frac{B_z}{\mu} = \text{const}, \quad (\text{F9})$$

$$\frac{E_y}{\eta} = \text{const}. \quad (\text{F10})$$

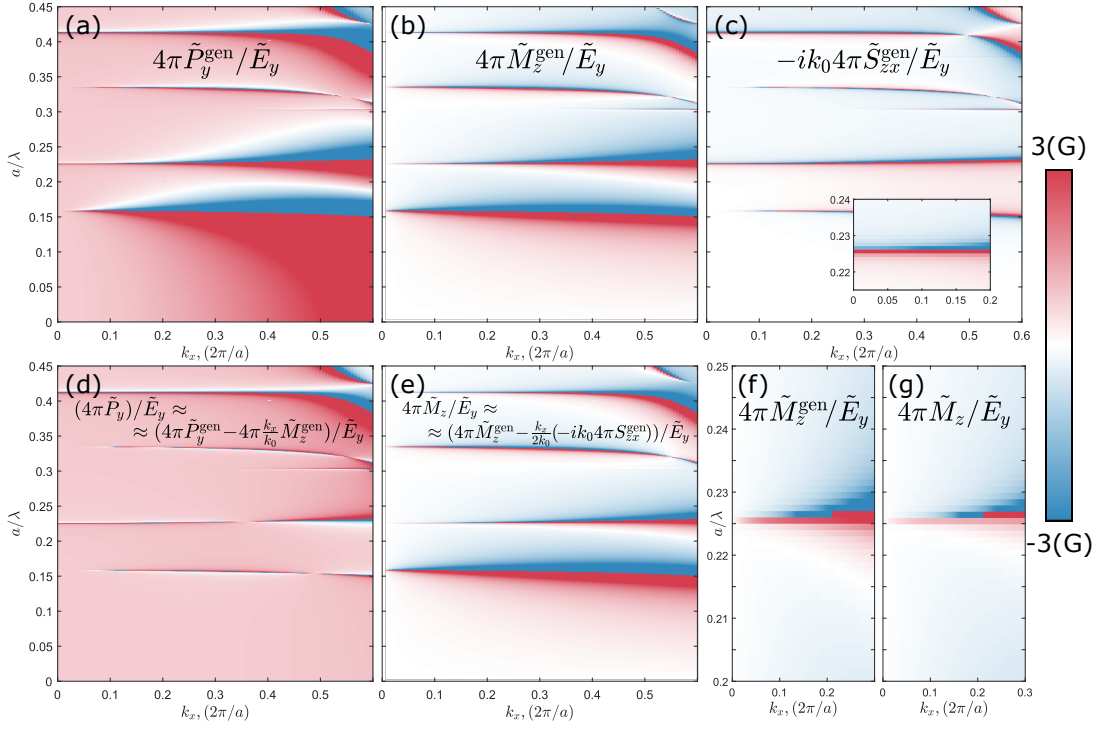


Figure 6. (a-c) Spectral maps showing ratio of generalized multipole densities,  $\tilde{P}^{\text{gen}}$ ,  $\tilde{M}^{\text{gen}}$ ,  $\tilde{S}^{\text{gen}}$ , and macroscopic electric field,  $\tilde{E}$  demonstrate optical response of corresponding multipoles. (d-e) Spectral maps showing ratio of multipole densities,  $\tilde{P}$ ,  $\tilde{M}$ , and macroscopic electric field,  $\tilde{E}$ . Spatial dispersion for electric dipole polarization in panel (d) is strongly suppressed in comparison with generalized one in panel (a). Panels (f-g) show that optical response of generalized and ordinary magnetization near the magnetic quadrupole Mie resonance are also different, which is associated with magnetic quadrupole moment contribution.

## Appendix G: Generalization of Fresnel Equations

Now, when we derived boundary conditions, we are able to employ them and update Fresnel equations. In our case, we consider only  $p$  polarization, which is described by the introduced model. We assume that light wave comes from the 1<sup>st</sup> medium at  $\Theta_1$  angle with normal and is refracted in the 2<sup>nd</sup> one at  $\Theta_2$ . In such case we deal with following boundary conditions:

$$\frac{B^i + B^r}{\mu_1} = \frac{B^t}{\mu_2}, \quad (\text{G1})$$

$$\frac{E^i \cos \Theta_1 - E^r \cos \Theta_1}{\eta_1} = \frac{E^t \cos \Theta_2}{\eta_2}, \quad (\text{G2})$$

where  $E^{i,r,t}$ , and  $B^{i,r,t}$  are amplitudes of electric and magnetic fields of incident, reflected and transmitted waves correspondingly. Taking into account that  $B = nE$ , we obtain system of equations on reflection,  $r$ , and transmission,  $t$ , coefficients:

$$\frac{n_1}{\mu_1}(1 + r) = \frac{n_2}{\mu_2}t, \quad (\text{G3})$$

$$\frac{\cos \Theta_1}{\eta_1}(1 - r) = \frac{\cos \Theta_2}{\eta_2}t, \quad (\text{G4})$$

And finally solve it:

$$t = \frac{2\mu_1 n_2 \eta_2 \cos \Theta_1}{\mu_1 n_2 \eta_2 \cos \Theta_1 + \mu_2 n_1 \eta_1 \cos \Theta_2} \frac{\mu_2 n_1}{\mu_1 n_2}, \quad (\text{G5})$$

$$r = \frac{\mu_1 n_2 \eta_2 \cos \Theta_1 - \mu_2 n_1 \eta_1 \cos \Theta_2}{\mu_1 n_2 \eta_2 \cos \Theta_1 + \mu_2 n_1 \eta_1 \cos \Theta_2}. \quad (\text{G6})$$

These equations might be already used in practice if we remember that propagation angles are connected via the Snell law  $n_1 \sin \Theta_1 = n_2 \sin \Theta_2$ . Concurrently, we might represent the equations in other common form via normal components of wavevector  $k_{x,1/2} = \sqrt{n_{1/2}^2 k_0^2 - k_y^2} = n_{1/2} k_0 \cos \Theta_{1/2}$ :

$$t = \frac{2\mu_1 n_2^2 \eta_2 k_{x1}}{\mu_1 n_2^2 \eta_2 k_{x1} + \mu_2 n_1^2 \eta_1 \cos k_{x2}} \frac{\mu_2 n_1}{\mu_1 n_2}, \quad (\text{G7})$$

$$r = \frac{\mu_1 n_2^2 \eta_2 k_{x1} - \mu_2 n_1^2 \eta_1 \cos k_{x2}}{\mu_1 n_2^2 \eta_2 \cos k_{x1} + \mu_2 n_1^2 \eta_1 \cos k_{x2}}. \quad (\text{G8})$$

## Appendix H: Reflection from metamaterial interface

Now, when we have derived Fresnel equations, we can apply them to calculate reflection from the interface of metamaterial. In order to verify our results, we consider

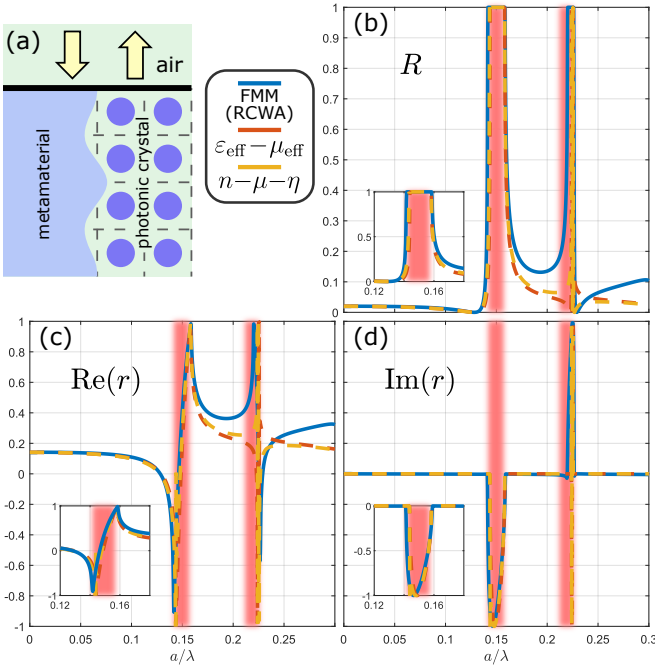


Figure 7. (a) Schematic of normally incident light reflection from semi-infinite metamaterial. Panels (b,c,d) demonstrate reflection spectrum and spectra of real and imaginary parts of amplitude reflection coefficient. Blue lines correspond to reference calculations conducted for photonic crystal structure via Fourier modal method [66]. Dashed red lines are calculated in  $\epsilon_{\text{eff}} - \mu_{\text{eff}}$  metamaterial approximation, which fully attributes quadratic spatial dispersion to effective permeability. Dashed yellow lines correspond to developed in this study  $n - \mu - \eta$  metamaterial approximation, which accounts for magnetic quadrupole as well. Both approximations well describe the first, magnetic dipole Mie resonance. Concurrently, yellow curve in contrast with the red one demonstrate qualitatively correct behavior near the second, magnetic quadrupole Mie resonance (see panel (c)).

reflection from semi-infinite metamaterial as shown in Fig. 7 (a). The reference spectrum depicted by blue lines in Fig 7 (b-d) is calculated via Fourier modal method for the true photonic crystal structure, red lines show the results obtained in  $\epsilon_{\text{eff}} - \mu_{\text{eff}}$  approximation, which accounts only for the dipole moments densities and yellow lines show the spectra calculated via the proposed  $n - \mu - \eta$  approach, which additionally accounts for contribution of magnetic quadrupole moment. Light-red areas correspond to the frequency bands where the metamaterial approximation is expected to perform poorly. It is associated either to proximity of the dispersion to the boundary of the Brillouin zone or very fast decay of evanescent fields inside the photonic stop-band.

Nevertheless, both versions of effective medium approximations almost perfectly describe reflection not only for the lowest energies, but even in the first photonic stop-band associated with magnetic dipole Mie resonance. What is especially important, they correctly describe not only the reflection intensity (panel (b)), but also the real and imaginary parts of amplitude reflection coefficient (panels (c-d)). Correct amplitude and phase of reflection together with appropriate dispersion of bulk waves implies that effective medium approximation might be legally used to describe complicated structures comprised of corresponding metamaterial.

For the energies above the first resonance ( $a/\lambda > 0.17$ ) both approaches deviate from the true behavior. The main reason is a necessity to account for the spatial dispersion effects of the 4th order. However, even in the framework of the 2nd order approximation  $n - \mu - \eta$  performs better than  $\epsilon_{\text{eff}} - \mu_{\text{eff}}$  one. The main difference is qualitative behavior in the vicinity of the second resonance. It is the yellow line that follows the blue one in panel (c), i.e. rises to infinity below the resonant energy and comes back from minus infinity above it. Even such a small feature allows to describe the behavior of metamaterial at the bottom of the opening of transmission band in much more consistent way.

- [1] D. N. Basov, M. M. Fogler, and F. J. García De Abajo, Polaritons in van der Waals materials, *Science* **354**, aag1992 (2016).
- [2] T. Low, A. Chaves, J. D. Caldwell, A. Kumar, N. X. Fang, P. Avouris, T. F. Heinz, F. Guinea, L. Martin-Moreno, and F. Koppens, Polaritons in layered two-dimensional materials, *Nature Materials* **16**, 182 (2017).
- [3] F. Xia, H. Wang, D. Xiao, M. Dubey, and A. Ramasubramaniam, Two-dimensional material nanophotonics, *Nature Photonics* **8**, 899 (2014).
- [4] G. Ermolaev, D. Grudin, Y. Stebunov, K. V. Voronin, V. Kravets, J. Duan, A. Mazitov, G. Tselikov, A. Bylinkin, D. Yakubovsky, et al., Giant optical anisotropy in transition metal dichalcogenides for next-generation photonics, *Nature communications* **12**, 854 (2021).
- [5] G. A. Ermolaev, K. V. Voronin, A. N. Toksumakov, D. V. Grudin, I. M. Fradkin, A. Mazitov, A. S. Slavich, M. K. Tatmyshevskiy, D. I. Yakubovsky, V. R. Solovey, et al., Wandering principal optical axes in van der waals triclinic materials, *Nature communications* **15**, 1552 (2024).
- [6] B. Munkhbat, B. Küçüköz, D. G. Baranov, T. J. Antosiewicz, and T. O. Shegai, Nanostructured transition metal dichalcogenide multilayers for advanced nanophotonics, *Laser Photonics Rev.* **17**, 2200057 (2023).
- [7] D. Basov, R. Averitt, and D. Hsieh, Towards properties on demand in quantum materials, *Nature materials* **16**, 1077 (2017).
- [8] B. Keimer and J. Moore, The physics of quantum materials, *Nature Physics* **13**, 1045 (2017).
- [9] Y. Tokura, M. Kawasaki, and N. Nagaosa, Emergent functions of quantum materials, *Nature Physics* **13**, 1056 (2017).
- [10] R. Alekseev, N. Romanov, V. Savinkov, N. Klimenko,



- and V. Sigaev, Multicomponent optical glasses with high refractive index, *Glass and Ceramics* **78**, 3 (2021).
- [11] R. Alekseev, L. Avakyan, G. Y. Shakhgildyan, G. Komandin, V. Savinkov, N. Romanov, A. Veligzhanin, S. Lebedev, A. Ermakova, G. Sukharina, et al., Local atomic structure of the high refractive index  $\text{La}_2\text{O}_3\text{-Nb}_2\text{O}_5\text{-B}_2\text{O}_3$  glasses, *Journal of Alloys and Compounds* **917**, 165357 (2022).
  - [12] H. Xu, F. Liu, D. L. Elder, L. E. Johnson, Y. de Coene, K. Clays, B. H. Robinson, and L. R. Dalton, Ultra-high electro-optic coefficients, high index of refraction, and long-term stability from diels-alder cross-linkable binary molecular glasses, *Chemistry of Materials* **32**, 1408 (2020).
  - [13] Z. Mao, C. Wang, X. Zheng, J. Yu, and L. Xiong, Optical properties, thermal stability, and forming region of high refractive index  $\text{La}_2\text{O}_3\text{-TiO}_2\text{-Nb}_2\text{O}_5$  glasses, *Journal of the American Ceramic Society* **101**, 1500 (2018).
  - [14] E. Yablonovitch, Inhibited spontaneous emission in solid-state physics and electronics, *Physical review letters* **58**, 2059 (1987).
  - [15] N. Engheta and R. W. Ziolkowski, *Metamaterials: physics and engineering explorations* (John Wiley & Sons, 2006).
  - [16] Y. Liu and X. Zhang, Metamaterials: a new frontier of science and technology, *Chemical Society Reviews* **40**, 2494 (2011).
  - [17] C. Simovski, *Composite Media with Weak Spatial Dispersion* (Jenny Stanford Publishing, 2018).
  - [18] T. J. Cui, S. Zhang, A. Alù, M. Wegener, J. Pendry, J. Luo, Y. Lai, Z. Wang, X. Lin, H. Chen, et al., Roadmap on electromagnetic metamaterials and metasurfaces, *Journal of Physics: Photonics* (2024).
  - [19] C. R. Simovski, P. A. Belov, A. V. Atrashchenko, and Y. S. Kivshar, Wire metamaterials: physics and applications, *Advanced materials* **24**, 4229 (2012).
  - [20] L. Shaposhnikov, M. Mazanov, D. A. Bobylev, F. Wilczek, and M. A. Gorlach, Emergent axion response in multilayered metamaterials, *Physical Review B* **108**, 115101 (2023).
  - [21] D. R. Smith, J. B. Pendry, and M. C. Wiltshire, Metamaterials and negative refractive index, *science* **305**, 788 (2004).
  - [22] V. M. Shalaev, W. Cai, U. K. Chettiar, H.-K. Yuan, A. K. Sarychev, V. P. Drachev, and A. V. Kildishev, Negative index of refraction in optical metamaterials, *Optics letters* **30**, 3356 (2005).
  - [23] S. Xiao, V. P. Drachev, A. V. Kildishev, X. Ni, U. K. Chettiar, H.-K. Yuan, and V. M. Shalaev, Loss-free and active optical negative-index metamaterials, *Nature* **466**, 735 (2010).
  - [24] A. Poddubny, I. Iorsh, P. Belov, and Y. Kivshar, Hyperbolic metamaterials, *Nature photonics* **7**, 948 (2013).
  - [25] A. Krokhin, J. Arriaga, L. Gumen, and V. Drachev, High-frequency homogenization for layered hyperbolic metamaterials, *Physical Review B* **93**, 075418 (2016).
  - [26] F. Monticone and A. Alù, The quest for optical magnetism: from split-ring resonators to plasmonic nanoparticles and nanoclusters, *Journal of Materials Chemistry C* **2**, 9059 (2014).
  - [27] S. O'Brien and J. B. Pendry, Photonic band-gap effects and magnetic activity in dielectric composites, *Journal of Physics: Condensed Matter* **14**, 4035 (2002).
  - [28] C. L. Holloway, E. F. Kuester, J. Baker-Jarvis, and P. Kabos, A double negative (dng) composite medium composed of magnetodielectric spherical particles embedded in a matrix, *IEEE Transactions on Antennas and Propagation* **51**, 2596 (2003).
  - [29] M. S. Wheeler, J. S. Aitchison, and M. Mojahedi, Three-dimensional array of dielectric spheres with an isotropic negative permeability at infrared frequencies, *Physical Review B—Condensed Matter and Materials Physics* **72**, 193103 (2005).
  - [30] B.-I. Popa and S. A. Cummer, Compact dielectric particles as a building block for low-loss magnetic metamaterials, *Physical review letters* **100**, 207401 (2008).
  - [31] J. C. Ginn, I. Brener, D. W. Peters, J. R. Wendt, J. O. Stevens, P. F. Hines, L. I. Basilio, L. K. Warne, J. F. Ihlefeld, P. G. Clem, et al., Realizing optical magnetism from dielectric metamaterials, *Physical review letters* **108**, 097402 (2012).
  - [32] I. Fernandez-Corbaton, C. Rockstuhl, P. Ziemke, P. Gumbsch, A. Albiez, R. Schwaiger, T. Frenzel, M. Kadic, and M. Wegener, New twists of 3d chiral metamaterials, *Advanced Materials* **31**, 1807742 (2019).
  - [33] A. Ciattoni and C. Rizza, Nonlocal homogenization theory in metamaterials: Effective electromagnetic spatial dispersion and artificial chirality, *Physical Review B* **91**, 184207 (2015).
  - [34] A. Andryieuski, C. Menzel, C. Rockstuhl, R. Malureanu, F. Lederer, and A. Lavrinenko, Homogenization of resonant chiral metamaterials, *Physical Review B—Condensed Matter and Materials Physics* **82**, 235107 (2010).
  - [35] K. Baranov, D. Vagin, and M. A. Gorlach, Effective chiral response of anisotropic multilayered metamaterials, *arXiv preprint arXiv:2409.18571* (2024).
  - [36] G. Mie, Beiträge zur optik trüber medien, speziell kolloidaler metallösungen, *Annalen der physik* **330**, 377 (1908).
  - [37] A. Kuznetsov, A. Miroshnichenko, Y. Fu, J. Zhang, and B. Luk'yanchuk, Magnetic light sci, *Rep* **2**, 492 (2012).
  - [38] A. B. Evlyukhin, S. M. Novikov, U. Zywiets, R. L. Erikssen, C. Reinhardt, S. I. Bozhevolnyi, and B. N. Chichkov, Demonstration of magnetic dipole resonances of dielectric nanospheres in the visible region, *Nano letters* **12**, 3749 (2012).
  - [39] A. Arbabi, Y. Horie, M. Bagheri, and A. Faraon, Dielectric metasurfaces for complete control of phase and polarization with subwavelength spatial resolution and high transmission, *Nature nanotechnology* **10**, 937 (2015).
  - [40] A. I. Kuznetsov, A. E. Miroshnichenko, M. L. Brongersma, Y. S. Kivshar, and B. Luk'yanchuk, Optically resonant dielectric nanostructures, *Science* **354**, aag2472 (2016).
  - [41] I. Staude and J. Schilling, Metamaterial-inspired silicon nanophotonics, *Nature Photonics* **11**, 274 (2017).
  - [42] Y. Kivshar, All-dielectric meta-optics and non-linear nanophotonics, *National Science Review* **5**, 144 (2018).
  - [43] M. V. Rybin, D. S. Filonov, K. B. Samusev, P. A. Belov, Y. S. Kivshar, and M. F. Limonov, Phase diagram for the transition from photonic crystals to dielectric metamaterials, *Nature communications* **6**, 10102 (2015).
  - [44] M. G. Silveirinha, Metamaterial homogenization approach with application to the characterization of microstructured composites with negative parameters, *Physical Review B—Condensed Matter and Materials Physics* **75**, 115104 (2007).

- [45] R. E. Raab and O. L. De Lange, Multipole theory in electromagnetism: classical, quantum, and symmetry aspects, with applications, Vol. 128 (Oxford University Press, USA, 2005).
- [46] A. B. Evlyukhin, T. Fischer, C. Reinhardt, and B. N. Chichkov, Optical theorem and multipole scattering of light by arbitrarily shaped nanoparticles, *Physical Review B* **94**, 205434 (2016).
- [47] J. Jackson, *Classical electrodynamics*, 3wiley & sons, New York, NY, USA (1998).
- [48] M. G. Silveirinha, Boundary conditions for quadrupolar metamaterials, *New Journal of Physics* **16**, 083042 (2014).
- [49] E. Graham and R. Raab, Multipole solution for the macroscopic electromagnetic boundary conditions at a vacuum—dielectric interface, *Proceedings of the Royal Society of London. Series A: Mathematical, Physical and Engineering Sciences* **456**, 1193 (2000).
- [50] M. A. Goralach and M. Lapine, Boundary conditions for the effective-medium description of subwavelength multilayered structures, *Physical Review B* **101**, 075127 (2020).
- [51] L. D. Landau, J. Bell, M. Kearsley, L. Pitaevskii, E. Lifshitz, and J. Sykes, *Electrodynamics of continuous media*, Vol. 8 (elsevier, 2013).
- [52] R. Alaei, C. Rockstuhl, and I. Fernandez-Corbaton, An electromagnetic multipole expansion beyond the long-wavelength approximation, *Optics Communications* **407**, 17 (2018).
- [53] R. Alaei, C. Rockstuhl, and I. Fernandez-Corbaton, Exact multipolar decompositions with applications in nanophotonics, *Advanced Optical Materials* **7**, 1800783 (2019).
- [54] An apparent optical response on macroscopic magnetic field is in fact associated with non-local response on electric field. However, in electrodynamics corresponding effects are indistinguishable.
- [55] C. Menzel, C. Rockstuhl, T. Paul, F. Lederer, and T. Pertsch, Retrieving effective parameters for metamaterials at oblique incidence, *Physical Review B—Condensed Matter and Materials Physics* **77**, 195328 (2008).
- [56] T. Repän, R. Venkitakrishnan, and C. Rockstuhl, Artificial neural networks used to retrieve effective properties of metamaterials, *Optics Express* **29**, 36072 (2021).
- [57] J. Petschulat, C. Menzel, A. Chipouline, C. Rockstuhl, A. Tünnermann, F. Lederer, and T. Pertsch, Multipole approach to metamaterials, *Physical Review A—Atomic, Molecular, and Optical Physics* **78**, 043811 (2008).
- [58] M. A. Goralach and P. A. Belov, Effect of spatial dispersion on the topological transition in metamaterials, *Physical Review B* **90**, 115136 (2014).
- [59] C. R. Simovski and S. A. Tretyakov, Local constitutive parameters of metamaterials from an effective-medium perspective, *Physical Review B—Condensed Matter and Materials Physics* **75**, 195111 (2007).
- [60] C. R. Simovski, On electromagnetic characterization and homogenization of nanostructured metamaterials, *Journal of Optics* **13**, 013001 (2010).
- [61] A. Alù, First-principles homogenization theory for periodic metamaterials, *Physical Review B—Condensed Matter and Materials Physics* **84**, 075153 (2011).
- [62] V. M. Agranovich and V. Ginzburg, *Crystal optics with spatial dispersion, and excitons*, Vol. 42 (Springer Science & Business Media, 2013).
- [63] A. Nicolson and G. Ross, Measurement of the intrinsic properties of materials by time-domain techniques, *IEEE Transactions on instrumentation and measurement* **19**, 377 (1970).
- [64] W. B. Weir, Automatic measurement of complex dielectric constant and permeability at microwave frequencies, *Proceedings of the IEEE* **62**, 33 (1974).
- [65] P. A. Belov and C. R. Simovski, Homogenization of electromagnetic crystals formed by uniaxial resonant scatterers, *Phys. Rev. E* **72**, 026615 (2005).
- [66] S. G. Tikhodeev, A. Yablonskii, E. Muljarov, N. A. Gippius, and T. Ishihara, Quasiguide modes and optical properties of photonic crystal slabs, *Physical Review B* **66**, 045102 (2002).