

UnZipLoRA: Separating Content and Style from a Single Image

Chang Liu, Viraj Shah^{*}, Aiyu Cui[†], Svetlana Lazebnik
University of Illinois, Urbana-Champaign

changl25, vjshah3, aiyucui2, slazebni@illinois.edu

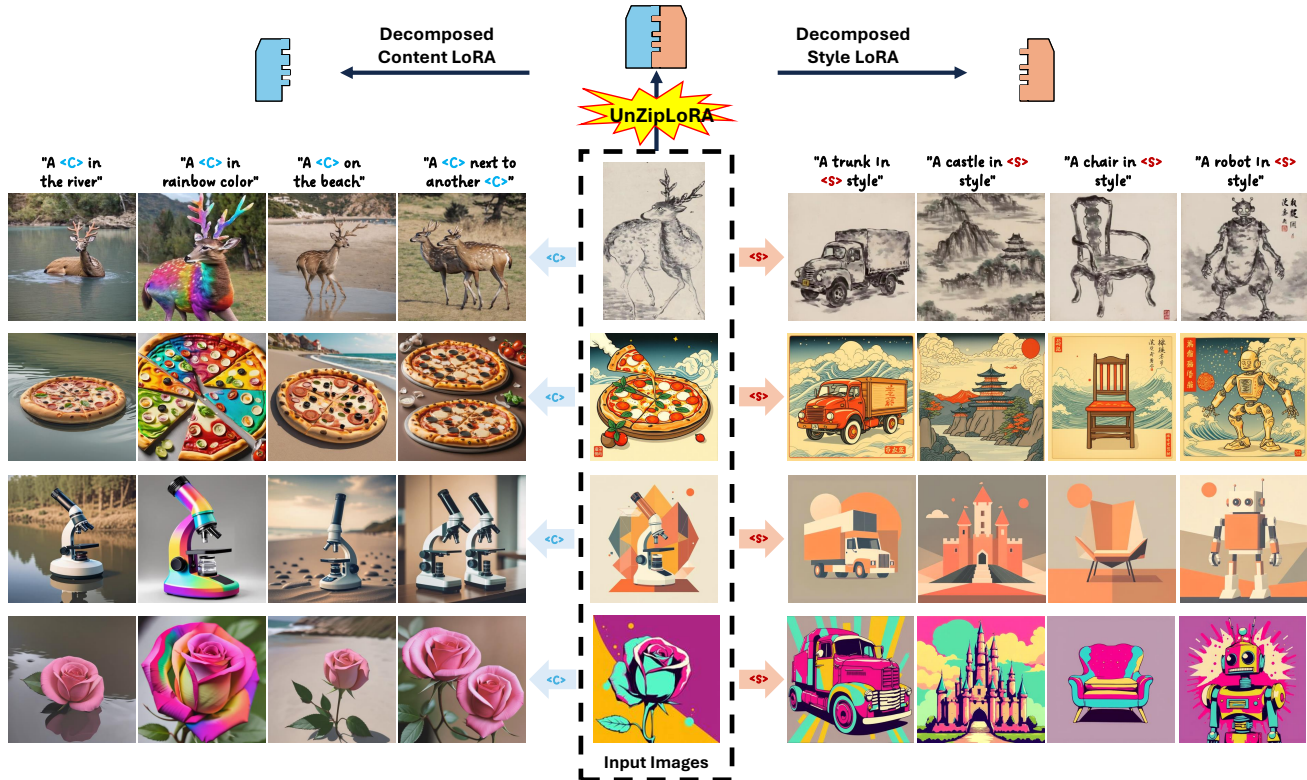


Figure 1. Given a single input image (middle), **UnZipLoRA** learns a disentangled *content* or *subject* LoRA (left) and *style* LoRA (right) that can be used to generate new images with the learned concepts.

Abstract

This paper introduces *UnZipLoRA*, a method for decomposing an image into its constituent subject and style, represented as two distinct LoRAs (Low-Rank Adaptations). Unlike existing personalization techniques that focus on either subject or style in isolation, or require separate training sets for each, *UnZipLoRA* disentangles these elements from a single image by training both the LoRAs simultaneously. *UnZipLoRA* ensures that the resulting LoRAs are compatible, i.e., they can be seamlessly combined using direct ad-

dition. *UnZipLoRA* enables independent manipulation and recontextualization of subject and style, including generating variations of each, applying the extracted style to new subjects, and recombining them to reconstruct the original image or create novel variations. To address the challenge of subject and style entanglement, *UnZipLoRA* employs a novel prompt separation technique, as well as column and block separation strategies to accurately preserve the characteristics of subject and style, and ensure compatibility between the learned LoRAs. Evaluation with human studies and quantitative metrics demonstrates *UnZipLoRA*'s effectiveness compared to other state-of-the-art methods, including *DreamBooth-LoRA*, *Inspiration Tree*, and *B-LoRA*.

^{*} Currently at Google. [†] Currently at Meta.

Project page: <https://unziplora.github.io>

1. Introduction

Imagine an artist inspired by a single image – perhaps a microscope rendered in a unique illustration technique (Fig. 1). This image depicts both the *content* or *subject* (the microscope with its specific shape and details) and *style* (the characteristic artistic technique). What if we could disentangle these intertwined elements, enabling the artist to extract and manipulate them independently? This capability, long sought in the computer vision literature [36], would open up new avenues for artistic expression, allowing for the destylization and recontextualization of the subject in different conditions, the application of the extracted style to new subjects, and the creation of entirely novel combinations while preserving both the original subject and style.

The recent surge of diffusion models [13, 27, 35] has unlocked previously unprecedented automatic image generation capabilities. The primary means of controlling such models is through text prompts, but text-based conditioning is inadequate for capturing the details of nuanced concepts, such as specific object instances (my dog) or individual styles (my child’s crayon drawing). Example-driven generation is highly desired in such scenarios. To this end, model fine-tuning methods like DreamBooth [29] and StyleDrop [33] captures subject or style of the reference image(s), and allow for the generation of novel renditions of specific subjects or styles. However, such approaches tend to focus on either content or style in isolation, and cannot be easily made to capture both or perform disentanglement. On the other hand, stylization techniques like ZipLoRA [32] and B-LoRA [6] can combine the subject and style together, but require the training of two separate models using subject- and style-specific input images. However, scenario we consider requires the opposite, *i.e.*, decomposing the subject and style from a single input image.

This challenge of separating content and style from a single image is precisely what we tackle in this work. We introduce **UnZipLoRA**, a novel method that deconstructs an image into its constituent subject and style, represented as two distinct LoRAs (Low-Rank Adaptations [14]) trained simultaneously. These LoRAs can be used independently to generate variations of the subject or style, and allow for recontextualizations. Moreover, our joint training method ensures that the resulting LoRAs are inherently compatible, *i.e.*, can be seamlessly combined by direct addition to reconstruct the original image or to generate novel compositions of subject and style while preserving their fidelity. In fact our approach can be seen as a next stage of *concept extraction* - a problem previously studied in concept decomposition methods like Inspiration Tree [37] and CusConcept [40] that rely on textual inversion [8] to learn multiple text embeddings corresponding to the *subconcepts* within a set of images. However, textual inversion alone, without weight fine-tuning, does not provide adequate control over

or fidelity of the extracted concepts that remain generic in nature and do not capture nuances of the input object/style.

As suggested by the name, UnZipLoRA operates in the opposite direction of ZipLoRA [32], which is focused on merging independently trained subject and style LoRAs. While ZipLoRA addresses the challenge of combining pre-existing LoRAs, UnZipLoRA tackles the inverse problem: disentangling a single image into its subject and style components such that the resulting LoRAs can be used either together or separately. Mathematically speaking, the decomposition problem is ill-posed and cannot be trivially derived from the approach of ZipLoRA [32].

Our key challenge is to learn two independent LoRAs simultaneously using only a single input image as supervision while ensuring that the resulting LoRAs correctly capture the subject and style concepts. Typical LoRA fine-tuning operates by binding the LoRA weights with the trigger phrase representing a specific subject or style concept in the input image – such as “a $\langle c \rangle$ dog in $\langle s \rangle$ painting style”. If we apply such a naive approach in our case, the presence of both the trigger phrases in a single input prompt makes it difficult for the subject and style LoRAs to bind to the correct trigger phrase, resulting in cross-contamination. To solve this problem, we propose a novel *prompt separation* strategy that uses different prompts for each LoRA and the base model, and then combines them together in the intermediate feature space of the diffusion model in such a way that the loss for each LoRA can be calculated jointly using only the input image as supervision.

While prompt separation allows for joint training of LoRAs, the resulting LoRAs may not be compatible with each other, *i.e.*, combining them through direct addition may produce poor quality recontextualizations. To make them inherently compatible, we also propose *column separation* and *block separation* strategies built upon insights from ZipLoRA [32] and B-LoRA [6] respectively. *Column separation* determines the importance of each column of LoRA weight matrix and dynamically assigns each column to either a subject LoRA or style LoRA. Such disjoint assignment ensures that high-importance columns from each LoRA are not added together. *Block separation* reserves some blocks of the U-net predominantly for style or for the subject, ensuring a further degree of disentanglement.

We demonstrate the effectiveness of UnZipLoRA for accurate separation of content and style using both human studies and quantitative metrics. Our results show a clear advantage of our method over separate LoRA fine-tuning via DreamBooth [29], concept separation via Inspiration Tree [37], and even the most recent state-of-the-art B-LoRA method [6]. We also showcase our method’s ability to preserve the concept fidelity for wide array of recontextualizations – whether for using subject or style separately or together.

2. Related Work

Fine-tuning diffusion models is an effective way to personalize the text-to-image (T2I) models to depict specific concepts based on textual descriptions. Textual Inversion [8] optimizes the text embedding to represent a specific visual concept. DreamBooth [29] fine-tunes the diffusion model itself to better capture an input concept from a small number of images. Similarly, another group of methods [10, 17] aims to optimize specific parts of the networks to capture visual concepts. Importantly, LoRA [14] is a finetuning technique that only optimizes a small subset of weights by low-rank approximations. Personalization approaches quickly adopt this technique, as it is efficient for training and can mitigate overfitting problems.

Image stylization is an area of research dating back at least 20 years [5, 12]. Great advances in arbitrary style transfer was achieved by the convolutional neural network-based approaches [9, 15, 16, 19, 24]. With the advent of image generative models, a variety of approaches have attempted to fine-tune a pre-trained generative model such as GAN or diffusion model for the task of stylization [3, 4, 7, 18, 20, 23, 31, 33, 38, 41–43]. While these works provide valuable insights into style learning using generative models, the task we attempt to solve in this work is the opposite: instead of stylizing a content image, we attempt to decompose a stylistic image into its subject and style counterparts.

Content-style decomposition. The task of subject-style decomposition can also be seen as a type of *concept extraction*. Inspiration Tree [37] aims to learn multiple embeddings corresponding to hierarchical subconcepts within a set of images. However, its reliance on textual inversion [8] limits this method to primarily producing text embeddings rather than the full LoRA weights needed for granular control over generation. Lego [22] is another method based on textual inversion that explores inverting personalized concepts from images that go beyond object appearance and style. Similarly, CusConcept [40] decomposes an image into visual concepts by learning customized embeddings. However, it does not produce dedicated LoRA models for each concept. This limitation, along with its reliance on computationally expensive LLMs and its lack of explicit content-style decomposition, restricts its practical applicability and flexibility. U-VAP [39] is a fine-tuning method that allows users to specify desired attributes from a set of images, enabling the disentangled use of visual concepts in diverse settings. However, this method requires elaborate data augmentation aided by LLMs, posing scalability challenges. ConceptExpress [11] explores unsupervised concept extraction and recreation by leveraging the inherent capabilities of pre-trained diffusion models. However, its reliance on localized masks extracted from the U-net limits its application to concepts that can be localized within an image. This constraint prevents it from effectively han-

dling global concepts like style. This limitation applies to Break-A-Scene [1] too, which relies on localized masks.

The method most directly aimed at content and style separation is B-LoRA [6]. The authors of this work analyze the architecture of the SDXL base model [25] to find blocks most responsible for capturing content and style. By jointly training content and style LoRAs restricted to the respective blocks, they obtain models that can be successfully mixed and matched for various stylization applications. We take advantage of the same block constraints in our work, but find that they are not sufficient. Tellingly, B-LoRA [6] does not demonstrate results for *de-stylization* – i.e., given a stylized image, render the same subject in a realistic style. In our experiments, we find that B-LoRA struggles to extract and represent subjects in their unstylized appearance, hindering its ability to faithfully manipulate content. The prompt separation strategy of UnZipLoRA provides a significant improvement in disentanglement ability, and column separation further enhances the fidelity of fine details.

3. Method

3.1. Preliminaries

Diffusion models. [13, 27, 35] represent the current state-of-the-art in generative modeling, renowned for their ability to synthesize high-quality, photorealistic images. The forward diffusion process gradually adds Gaussian noise to an image until it becomes indistinguishable from random noise, while the training stage learns a model for the reverse process that reconstructs the original image by gradually removing noise. This reconstruction is typically achieved using a U-net architecture with text conditioning, enabling text-to-image generation. In this work, we focus on latent diffusion models (LDMs) [27], which operate in a lower-dimensional latent space. Specifically, we utilize Stable Diffusion XL v1 [25] for all our experiments.

LoRA fine-tuning. LoRA (Low-Rank Adaptation) is a method for efficient adaptation of large vision or language models to a new downstream task [14, 30]. The key concept of LoRA is that the weight updates ΔW to the *base model* weights $W_0 \in \mathbb{R}^{m \times n}$ during fine-tuning have a *low intrinsic rank*, thus the update ΔW can be decomposed into two low-rank matrices $B \in \mathbb{R}^{m \times r}$ and $A \in \mathbb{R}^{r \times n}$ for efficient parameterization with $\Delta W = BA$. Here, r represents the intrinsic rank of ΔW with $r \ll \min(m, n)$. During training, only A and B are updated to find suitable $\Delta W = BA$, while keeping W_0 constant. For inference, the updated weight matrix W can be obtained as $W = W_0 + BA$. Due to its efficiency, LoRA is widely used for fine-tuning open-sourced diffusion models. In case of text-to-image LDM models, model customization can be achieved by fine-tuning the LoRA to minimize reconstruction loss \mathcal{L}_{DB} as proposed by DreamBooth [29].

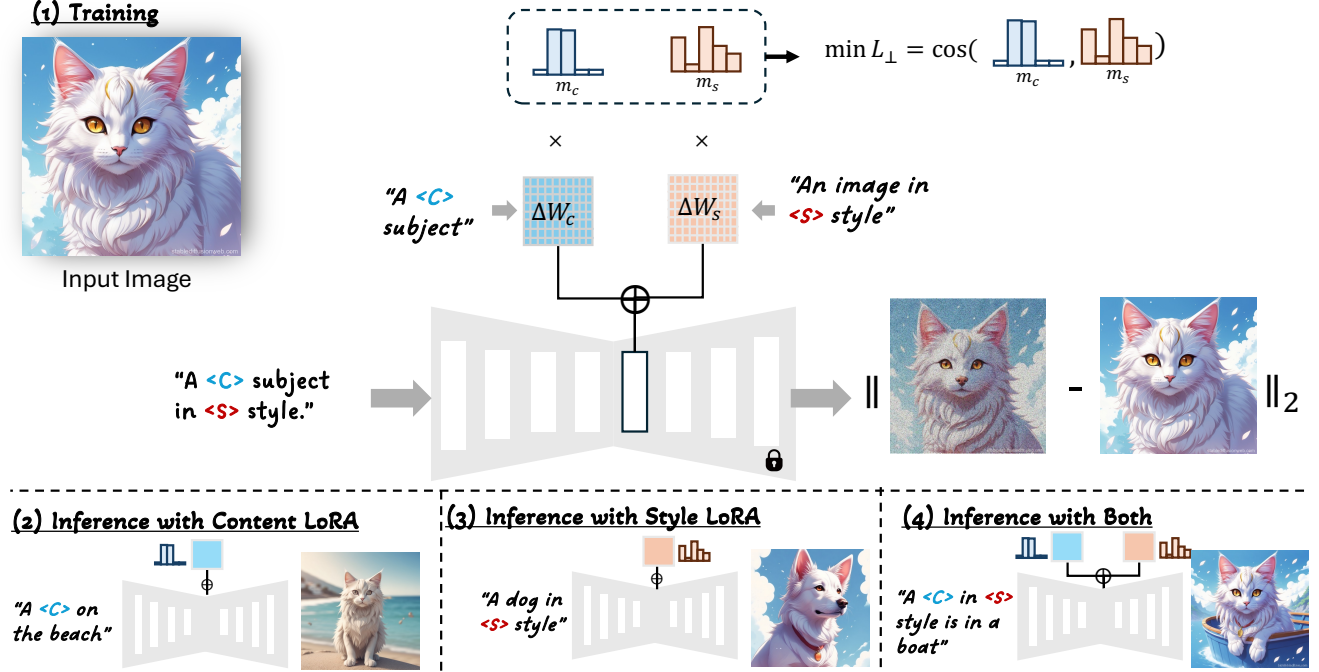


Figure 2. **Overview.** (1): Our training pipeline takes three prompts to learn two separate LoRAs. The column masks are introduced to establish the orthogonality. (2)-(4): Inference with individual learned LoRA or the combined LoRA.

3.2. Problem Setup

We aim to decouple content and style from a single input image by learning two distinct LoRAs simultaneously. Given a pre-trained diffusion model with weights $\{W_0^i\}$, we learn two models: content LoRA $L_c = \{\Delta W_c^i\}$ and style LoRA $L_s = \{\Delta W_s^i\}$. Here, i denotes the index of layers of the diffusion U-net. We use the trigger phrases $\langle c \rangle$ and $\langle s \rangle$ in our text prompts to describe the content and style respectively. Once trained, the resulting LoRAs can be used either separately or together to achieve various recontextualizations as depicted in Fig. 2. For simplicity, we drop the superscript i since our method operates over all the LoRA-enabled weight matrices of the base model.

3.3. UnZipLoRA

In this section, we propose our **UnZipLoRA** approach, which relies on three key components to ensure accurate disentanglement. First, **prompt separation** is introduced in Sec. 3.3.1 to train the two LoRAs with different prompts emphasizing style or content. Second, **column separation** is introduced in Sec. 3.3.2 to enforce the orthogonality of weights in the two LoRAs with the help of a sparse column map. Third, we introduce **block separation** in Sec. 3.3.3 to assign more weight to the style LoRA and content LoRA in the style-sensitive or content-sensitive blocks, respectively.

3.3.1. Prompt Separation

Our core challenge lies in the utilization of a single image as supervision for training two separate LoRAs. Since the input image contains both subject and style, we must use both LoRAs L_c and L_s together to calculate the loss during training. If we also use $\langle c \rangle$ and $\langle s \rangle$ in the input prompt, as in “A $\langle c \rangle$ in $\langle s \rangle$ style”, the training would lead to cross-contamination since the tokens corresponding to the style descriptor $\langle s \rangle$ would be attended to by the cross-attention layers of the subject LoRA, and vice versa. This is evident in Fig. 3, where both the subject and style LoRAs are overfitted to input image when a naive DreamBooth-LoRA is used.

Cross-attention layers in diffusion models are responsible for learning the text conditioning, and play a crucial role in binding the target concepts to the corresponding parts of the prompt. In a typical cross-attention layer of the diffusion U-Net, the prompt embedding x is mapped to keys K and values V in the transformer using weights W_0 :

$$K(x) \text{ or } V(x) = W_0^T x. \quad (1)$$

If we add the content and style LoRAs to the base model and use both $\langle c \rangle$ and $\langle s \rangle$ in the prompt x , the mapping in the cross-attention layer becomes

$$K(x) \text{ or } V(x) = (W_0 + \Delta W_c + \Delta W_s)^T x. \quad (2)$$

This allows the content (resp. style) LoRA to attend to style

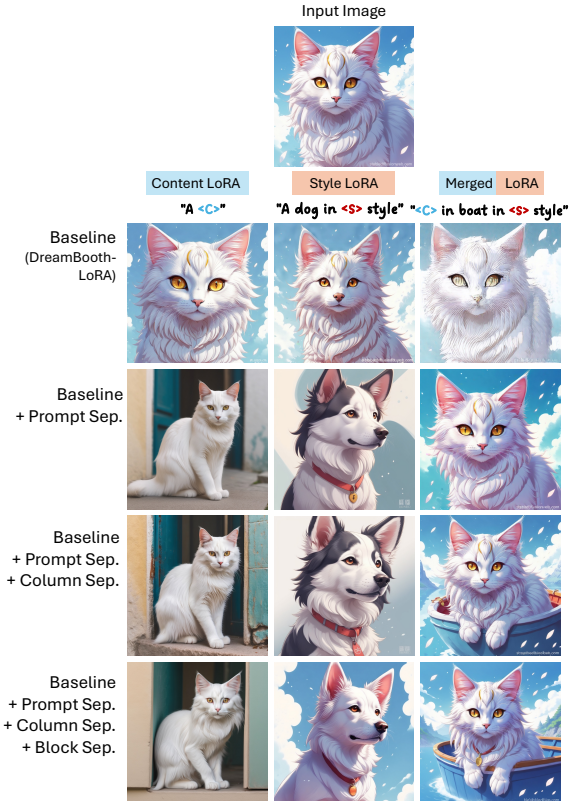


Figure 3. **Effectiveness of each component of our approach.** We use DreamBooth to train two LoRAs with Eq. 2 as our baseline. The **prompt separation** achieves successful decomposition of the concepts into different LoRAs. The **column separation** disentangles the two LoRAs to make them compatible for joint inference. The **block separation** further boosts the quality of the learned style.

(resp. content) tokens, resulting in cross-contamination. Instead of the naive strategy in eq. (2), we propose to calculate three sets of keys and values using three separate prompts: one with the base model W_0 and combined prompt x , and one each with the content and style LoRA and their respective prompts (See Fig. 2). The resulting feature maps are then added together as

$$K \text{ or } V(x, x_s, x_c) = W_0^T x + \Delta W_s^T x_s + \Delta W_c^T x_c, \quad (3)$$

where x is the embedding for the combined prompt “A $\langle c \rangle$ in $\langle s \rangle$ style”, while x_c and x_s are the embeddings of subject and style descriptors $\langle c \rangle$ and $\langle s \rangle$ respectively. This allows each LoRA to attend to different concepts, preventing cross-contamination as shown in Fig. 3: prompt separation successfully destylizes the content along with bringing improvements in style learning.

3.3.2. Column Separation

Apart from learning separate concepts, we want our resulting LoRAs to be compatible, *i.e.* we want to be able to com-

bine them through direct arithmetic merge to generate the subject and style together. Prompt separation effectively guides the two LoRAs to learn distinct concepts, and especially helps in achieving better destylization of the content. However, it does not guarantee compatibility since training LoRAs with different prompts can result in weight misalignment when they are combined to process the same prompt during inference. As seen in Fig. 3, output of the combined subject+style LoRA does not adhere the input prompt and overfits to the input image.

To address this, we introduce the concept of column masks for each LoRA, denoted as m_s and m_c . These column masks dynamically control the contribution of each column in the learned LoRA weights (see Fig. 2). Essentially, they allow the model to selectively activate or suppress specific columns within each LoRA, promoting orthogonality and reducing interference. By incorporating these column masks, the attention block update is modified as follows:

$$K \text{ or } V(x, x_s, x_c) = W_0^T x + m_s \Delta W_s^T x_s + m_c \Delta W_c^T x_c. \quad (4)$$

Orthogonal loss. To promote compatibility between the subject and style LoRAs, we leverage the insight from ZipLoRA [32] that highly aligned LoRA columns merge poorly, and apply the following loss to m_c and m_s :

$$\mathcal{L}_\perp = \sum_i |m_c^i \cdot m_s^i|, \quad (5)$$

minimizing which promotes orthogonality between the learned content and style weights. Orthogonal loss \mathcal{L}_\perp is added to our reconstruction loss \mathcal{L}_{DB} as regularizer with the weight parameter λ_\perp .

Sparse masks with importance re-calibration. To further decompose the concepts, instead of training the entire LoRA matrices, we find that training 30% of the columns in each weight matrix is sufficient to learn concepts, and it ensures weight sparsity for a good decomposition. This strategy is inspired by Liu et al. [21], who find that a small set of neurons tend to be much more salient than the others for capturing concepts.

We use a dynamic approach to select the most important 30% of the columns during training. Before the training, we initialize the column masks, m_s and m_c , with the top 10% of the most important columns for style and content. Importance is calculated using the Cone method [21], with five warm-up training steps using the full LoRA weights. Then, during the remainder of training, for every t steps, we re-calibrate the column masks by calculating the column importance of LoRA weights and adding the new top 10% of the most important columns to m_s and m_c until the 30% cap is reached. Our strategy brings significant improvements in compatibility of the resulting LoRAs, preventing overfitting and producing better recontextualization as shown in Fig. 3.




Figure 4. **Qualitative Comparisons.** We compare subject and style decomposition outputs from UnZipLoRA against DreamBooth-LoRA [29], Inspiration Tree [37], and B-LoRA [6]. Our results demonstrate that UnZipLoRA achieves superior subject and style fidelity, effectively disentangling and preserving these concepts compared to alternative approaches.

3.3.3. Block Separation

Furthermore, we take advantage of the analysis by the authors of B-LoRA [6], who find that certain blocks in the SDXL U-Net are more responsible for content or style. To leverage this prior knowledge, for blocks known as style-sensitive, we release the column sparsity constraint for the style LoRA, *i.e.*, all the columns are fully trained. The same strategy is applied to the content-LoRA. This further improves the accuracy of fine details, especially for the style LoRA (see Fig. 3).

4. Experiments

4.1. Implementation Details

Dataset. For our experiments, we use a diverse set of 40 stylistic images representing unique styles and subjects as input images. These images are sourced from previous works, online repositories offering free-to-use content, and from state-of-the-art text-to-image generators. The attribution and license information of the input images used in our experiments is provided in the supplementary.

Experimental setup. We use SDXL v1.0 [25] as our base model for all our experiments. We use rank= 64 for our subject and style LoRAs, and fine-tune them using Adam

optimizer with learning rate of $5e - 5$. Our LoRAs are trained for 600 steps using batch size of 1. We keep the base SDXL model and the text encoders frozen during training. For column separation, we choose $t = 200$ as the sparse column re-calibration frequency. For orthogonal loss regularization, we use $\lambda_{\perp} = 0.5$ in all our experiments.

While B-LoRA inspires our block separation strategy, we diverge significantly in selecting blocks for subject and style representation. Instead of utilizing only two distinct blocks from the upsampling blocks of the U-Net, as in B-LoRA, our method leverages *all* upsampling blocks within the SDXL architecture for a comprehensive representation of both subject and style. We partition these upsampling blocks and assign a subset of them for content learning while the remainder is used for style learning. A detailed description of our block partitioning strategy is provided in the supplementary.

Our choices of training prompts are standard and inspired from previous works [29, 32, 33]. Our combined prompt is of the form “a $\langle c \rangle$ in $\langle s \rangle$ style”, while “A $\langle c \rangle$ ” and “An image in $\langle s \rangle$ style” are used as subject- and style-specific prompts respectively where $\langle c \rangle$ and $\langle s \rangle$ are the subject and style descriptors. As per previous works [29, 32, 33], we use subject category along with



Figure 5. **Recontextualization.** The trained style LoRA and content LoRA can be used individually or jointly at the inference time. The learned concepts can be used to generate images in various contexts, validating our method’s robustness.

unique token (such as “sks”) to describe the subject, and use detailed artistic description for the style. For example, the prompt we use for the first input image in Fig. 4 is “A sks piano in abstract impressionism style”. More such implementation details are deferred to supplementary.

4.2. Subject and Style Decomposition

We take a single input image and apply our UnZipLoRA algorithm to obtain the style and subject LoRAs. We use these LoRAs separately to generate subject-only and style-only representations of the input image with diverse text prompts. The subject and style separation results obtained by our approach are shown in Fig. 1 and Fig. 4 from various input images. The quality of the learned concepts is further validated with various recontextualization examples in Fig 5. Our method successfully captures the intricate details of both the style and subject and can effectively disentangle both elements, as validated by the quantitative and qualitative evaluations.

Qualitative comparisons. We present qualitative comparisons of our approach with other methods in Fig. 4. We use DreamBooth-LoRA [29] as our baseline – we train subject and style LoRA models separately using the DreamBooth method with the “A <c> ” and “A subject in <s> style.” While DreamBooth-LoRA demonstrates satisfactory performance in learning the style, it fails to effectively destylize the subject and results in overfitting the input image. This highlights the inherent difficulty in disentangling subject and style from a single image, even when training LoRAs independently.

UnZipLoRA is next compared with Inspiration Tree [37], a textual inversion-based concept extraction approach. Inspiration Tree aims to separate the properties

of the input into a binary-tree-structured concept tree using Textual Inversion [8]. We train their model to separate subject and style with the prompt “A <c> in <s> style”, initializing each placeholder with “object” and “art”. Despite employing separate training for content and style, Inspiration Tree struggles to distinguish and disentangle these properties accurately. While it could identify the overarching category of concepts correctly, it fails to capture the intricate details of the subject or the style. This limitation stems from its reliance on Textual Inversion, which focuses on learning text embeddings rather than fine-tuning the weights, resulting in limited expressiveness and controllability.

We also compare our approach with B-LoRA [6] – a technique aimed at combining style and the subject of two different images. To adapt B-LoRA to our problem setting, we utilize the same input image to train both the subject and style representations while keeping other hyperparameters, such as the learning rate and training steps, consistent with those reported in their paper. UnZipLoRA outperforms B-LoRA in several key aspects. Firstly, UnZipLoRA demonstrates more stable content destylization and better consistency in generating variations. This is attributed to our prompt separation strategy, which ensures that each LoRA focuses exclusively on its designated concept, promoting accurate disentanglement. Secondly, UnZipLoRA exhibits superior preservation of content fidelity.

As evident in the mushroom and balloon examples in Fig. 4, B-LoRA results often include residual style features and extraneous background elements, indicating overfitting and incomplete disentanglement. Furthermore, B-LoRA fails to accurately capture the color of the balloon, treating it as part of the style rather than the content. In con-




Figure 6. **Comparison of Subject-Style Recontextualization.** We present a comparison of subject-style recontextualization between our method and B-LoRA across diverse prompts and input images. The results highlight our method’s superior ability to flexibly adapt subjects and styles to various contexts while accurately reproducing both subject and style features.

trast, UnZipLoRA effectively mitigates overfitting through our column separation strategy, which employs orthogonal column masking to ensure compatibility of resulting LoRA weights. The limitations of B-LoRA can be attributed to its block-wise training approach, where content information is confined to specific blocks of the U-Net, potentially leading to information loss. Moreover, unlike B-LoRA, our method trains both the LoRAs jointly, reducing the compute resource requirements significantly. More quantitative evaluation results can be found in the supplementary.

Quantitative results. For quantitative comparisons, We conduct user studies comparing our method with the competing approaches. In our study, each participant is shown the input image, along with the outputs of the two methods being compared. Each output group consists of 4 images for the subject and 4 images for style selected randomly. Participants are asked to choose an output group that decomposes the input image into style and content more accurately. We conducted three separate user studies: one for each competing method vs. UnZipLoRA. We received 204 responses for each study from 34 total participants. As can be seen in Tab. 1 UnZipLoRA receives higher user preferences than all three competing methods owing to its superior disentanglement capabilities.

We also provide quantitative comparisons of our approach using subject-alignment and style-alignment scores in Tab. 2. To calculate the alignment scores, we start with

Table 1. **User Preference Study.** We compare the user preference of accurate stylization and subject fidelity between our approach and competing methods. Users generally prefer our approach.

% Preference for UnZipLoRA over:		
DreamBooth LoRA	Inspiration Tree	B-LoRA
91.17%	81.53%	62.74%

Table 2. **Subject-alignment and Style-alignment Scores.** We measure the cosine similarities between the input image and the decomposed output using CLIP-I and DINO features for style and subject respectively. We also provide alignment scores using CSD [34], a model more suitable for stylistic images. As indicated by higher alignment scores, UnZipLoRA provides superior subject and style fidelity on all the metrics.

	DreamBooth -LoRA	Inspiration Tree	B-LoRA	UnZipLoRA
Style-align. (CLIP-I) ↑	0.417	0.404	0.418	0.427
Subject-align. (DINO) ↑	0.339	0.291	0.337	0.349
Style-align. (CSD) ↑	0.245	0.229	0.244	0.265
Subject-align. (CSD) ↑	0.338	0.334	0.342	0.358

commonly used CLIP-I image embeddings for style and DINO features for objects. We calculate feature embeddings for our style and subject decomposition using CLIP-I [26] and DINO [2] features, respectively, using the input image as the reference. In both cases, we use cosine similarity as the metric and calculate averages over 8 input images

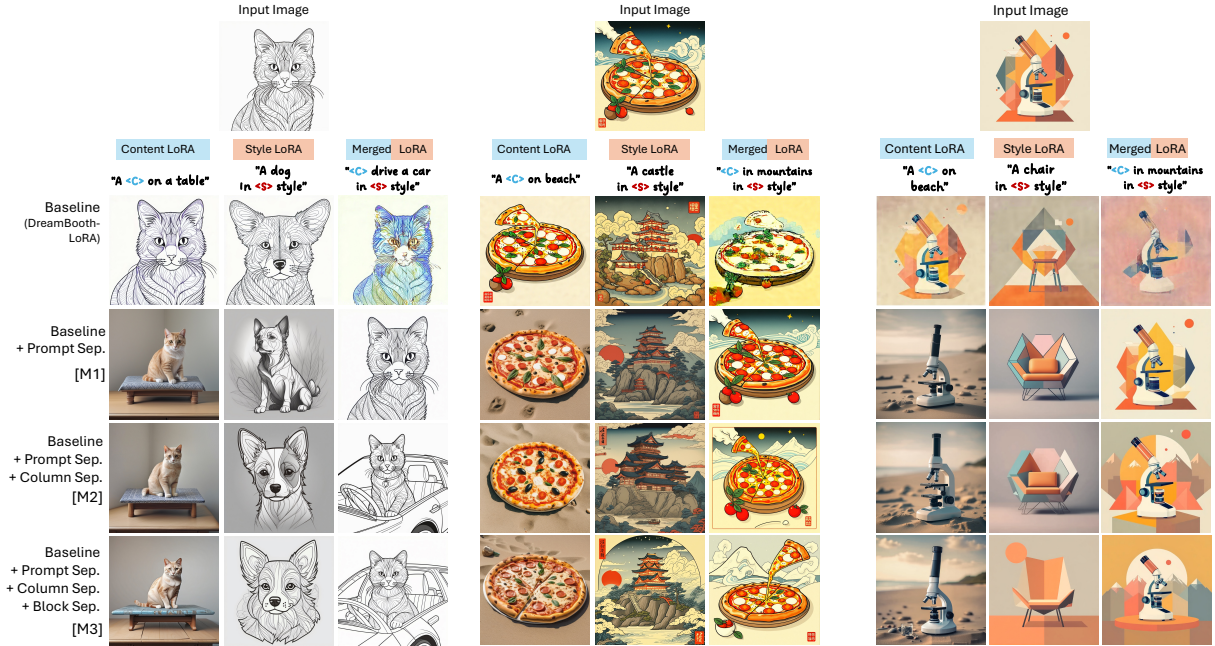


Figure 7. **Ablation Examples.** We show the impact of adding prompt-wise separation, column-wise separation, and block-wise separation sequentially. Each row illustrates the outputs of baseline methods and our proposed approaches, highlighting their difference in subject-style disentanglement, style fidelity, and recontextualization across different examples.

by generating 16 samples for each. As shown in Tab. 2, UnZipLoRA achieves the highest alignment scores for both the subject and style, highlighting its superiority. DreamBooth-LoRA tends to overfit the input image, resulting in higher scores even though its performance is inferior to other methods, as depicted in qualitative results.

One should note that these metrics are inherently limited, particularly in measuring style alignment, since they may not fully capture subtle stylistic nuances and can be influenced by the semantic content of the images. To this end, we use a recently proposed CSD model [34] trained specifically to extract the style descriptors from images. We use the embeddings from CSD’s content and style branches to measure subject and style fidelity respectively. The CSD alignment scores (Tab. 2) indicate a clearer separation between our method and the others, highlighting the superiority of UnZipLoRA.

Subject-style combination and recontextualization. A key advantage of UnZipLoRA is its ability to produce compatible subject and style LoRAs that can be seamlessly merged via direct addition. This allows for the generation of novel recontextualizations that faithfully incorporate both the subject and style of the original image. We demonstrate this capability in Fig. 5 through various recontextualizations, showcasing the versatility of UnZipLoRA in generating images using individual LoRAs or a combination of both. This capability to manipulate and recombine the extracted concepts underscores the robustness of our method

and its potential for creative applications.

We also present additional examples of subject-style recontextualization compared with B-LoRA, which is specifically designed for it, using diverse prompts and input images in Fig. 6. The results demonstrate that our method effectively enables flexible and accurate adaptation of subjects and styles to different contexts, outperforming B-LoRA. Our generations match the requested contexts while preserving both subject and style features.

As noted in subject-only and style-only comparisons, B-LoRA suffers from overfitting and inconsistent feature preservation, issues that also affect subject-style generation. For instance, in the sun hat example of Fig. 6, B-LoRA fails to retain key features of the input hat, demonstrating these limitations. Moreover, our method demonstrates clear superiority over B-LoRA in handling diverse scenarios, including those involving multiple subjects or complex relationships. For instance, in the pizza example in Fig. 6, B-LoRA incorrectly applies subject features to the cat, generating pizza-like textures. In contrast, our method perfectly preserves the cat and the pizza, generating a contextually appropriate output.

4.3. Ablation Examples

In this section, we present qualitative examples to illustrate the impact of the different components of our method. We use DreamBooth [29] as the baseline, and iteratively add prompt-, column-, and block-separation strategies. We

compare the performance of each ablated version of our method to demonstrate effectiveness of each component. For simplicity, let us refer to ablations of our method as **M1**, **M2**, and **M3**, where:

- **M1** is Baseline + Prompt Separation
- **M2** is Baseline + Prompt + Column Separation
- **M3** is our full UnZipLoRA method (Baseline + Prompt + Column + Block Separation)

We provide a qualitative comparison of the effects of each proposed component in Sec. 3.3 in Fig. 7. Each row demonstrates the recontextualization of subject, style and combined subject-style across different configurations.

As shown in Fig. 7, adding only the **prompt-wise separation (M1)** to the baseline significantly improves the disentanglement of content with style compared to baseline. However, **M1** still struggles to capture the style complexities from the input images, and shows strong overfitting to the input image in subject-style recontextualization highlighting the incompatibility of resulting LoRAs.

Next, as described in detail in Sec. 3, incorporating **column-wise separation (M2)** reduces the interference between subject and style LoRAs and improves their compatibility while preserving subject and style generation abilities. For example, details like the color of the microscope in Fig. 7 are retained, while the combined recontextualization performance improves significantly. However, improvements in style decomposition remain modest, indicating that using a small portion of the columns for style is insufficient for effective style learning.

Furthermore, we introduce **block separation (M3)** with subject- and style-specific blocks, further refining the disentanglement of subject and style. This addition significantly enhances the model’s ability to capture fine-grained stylistic features owing to dedicated style-learning blocks. Fig. 7 shows that all three separation strategies together achieves the best results across all examples, enabling comprehensive disentanglement of subject and style and flexible recontextualization.

4.4. Limitations

In some cases involving abstract artistic styles, UnZipLoRA may not achieve perfect destylization. For instance, in Fig. 8, the kangaroo example exhibits artifacts on its leg due to the influence of the curved line-art style, while the bear’s form appears slightly unnatural due to the high level of abstraction in the original style. This highlights the challenge of disentangling content from highly abstract styles where the style significantly influences the subject’s depiction.

5. Conclusion and Future Work

We introduced UnZipLoRA, a novel method for decomposing a single image into its subject and style, repre-




Figure 8. **Failure Cases.** For a few input images with abstract styles, UnZipLoRA fails to accurately destylize the subjects. Note the artifact introduced on kangaroo’s leg due to curved line-art style, and unnatural shape of the bear due to high levels of abstraction.

sented as two disentangled and compatible LoRAs. By employing prompt, column, and block separation strategies, UnZipLoRA effectively extracts and preserves these elements, enabling diverse recontextualizations and manipulations. Our experiments demonstrate superior performance compared to existing methods, highlighting UnZipLoRA’s potential for creative exploration and control within text-to-image generation. Future work includes exploring alternative disentanglement techniques and training-free approaches for subject-style decomposition.

References

- [1] Omri Avrahami, Kfir Aberman, Ohad Fried, Daniel Cohen-Or, and Dani Lischinski. Break-a-scene: Extracting multiple concepts from a single image. *SIGGRAPH Asia 2023 Conference Papers*, 2023. 3
- [2] Mathilde Caron, Hugo Touvron, Ishan Misra, Hervé Jégou, Julien Mairal, Piotr Bojanowski, and Armand Joulin. Emerging properties in self-supervised vision transformers. In *Proceedings of the IEEE/CVF international conference on computer vision*, pages 9650–9660, 2021. 8
- [3] Min Jin Chong and David A. Forsyth. Jojogan: One shot face stylization. *CoRR*, abs/2112.11641, 2021. 3
- [4] Ziyi Dong, Pengxu Wei, and Liang Lin. Dreamartist: Towards controllable one-shot text-to-image generation via positive-negative prompt-tuning, 2023. 3
- [5] Alexei A Efros and William T Freeman. Image quilting for texture synthesis and transfer. In *Proceedings of the 28th annual conference on Computer graphics and interactive techniques*, pages 341–346, 2001. 3
- [6] Yarden Frenkel, Yael Vinker, Ariel Shamir, and Daniel Cohen-Or. Implicit style-content separation using b-lora. In *ECCV*, 2024. 2, 3, 6, 7
- [7] Rinon Gal, Or Patashnik, Haggai Maron, Gal Chechik, and Daniel Cohen-Or. Stylegan-nada: Clip-guided domain adaptation of image generators. *ArXiv*, abs/2108.00946, 2021. 3
- [8] Rinon Gal, Yuval Alaluf, Yuval Atzmon, Or Patashnik, Amit H. Bermano, Gal Chechik, and Daniel Cohen-Or. An

- image is worth one word: Personalizing text-to-image generation using textual inversion, 2022. 2, 3, 7
- [9] Leon A Gatys, Alexander S Ecker, and Matthias Bethge. Image style transfer using convolutional neural networks. In *Proceedings of the IEEE conference on computer vision and pattern recognition*, pages 2414–2423, 2016. 3
- [10] Ligong Han, Yinxiao Li, Han Zhang, Peyman Milanfar, Dimitris Metaxas, and Feng Yang. Svdiff: Compact parameter space for diffusion fine-tuning. *arXiv preprint arXiv:2303.11305*, 2023. 3
- [11] Shaozhe Hao, Kai Han, Zhengyao Lv, Shihao Zhao, and Kwan-Yee K. Wong. ConceptExpress: Harnessing diffusion models for single-image unsupervised concept extraction. In *ECCV*, 2024. 3
- [12] Aaron Hertzmann, Charles E. Jacobs, Nuria Oliver, Brian Curless, and D. Salesin. Image analogies. *Proceedings of the 28th annual conference on Computer graphics and interactive techniques*, 2001. 3
- [13] Jonathan Ho, Ajay Jain, and P. Abbeel. Denoising diffusion probabilistic models. *ArXiv*, abs/2006.11239, 2020. 2, 3
- [14] Edward J Hu, Yelong Shen, Phillip Wallis, Zeyuan Allen-Zhu, Yuanzhi Li, Shean Wang, Lu Wang, and Weizhu Chen. LoRA: Low-rank adaptation of large language models. In *International Conference on Learning Representations*, 2022. 2, 3
- [15] Xun Huang and Serge Belongie. Arbitrary style transfer in real-time with adaptive instance normalization. In *Proceedings of the IEEE International Conference on Computer Vision*, pages 1501–1510, 2017. 3
- [16] Justin Johnson, Alexandre Alahi, and Li Fei-Fei. Perceptual losses for real-time style transfer and super-resolution. In *European Conference on Computer Vision*, 2016. 3
- [17] Nupur Kumari, Bingliang Zhang, Richard Zhang, Eli Shechtman, and Jun-Yan Zhu. Multi-concept customization of text-to-image diffusion. In *CVPR*, 2023. 3
- [18] Gihyun Kwon and Jong-Chul Ye. One-shot adaptation of gan in just one clip. *ArXiv*, abs/2203.09301, 2022. 3
- [19] Yijun Li, Chen Fang, Jimei Yang, Zhaowen Wang, Xin Lu, and Ming-Hsuan Yang. Universal style transfer via feature transforms. In *Advances in Neural Information Processing Systems*, 2017. 3
- [20] Mingcong Liu, Qiang Li, Zekui Qin, Guoxin Zhang, Pengfei Wan, and Wen Zheng. Blendgan: Implicitly gan blending for arbitrary stylized face generation. *ArXiv*, abs/2110.11728, 2021. 3
- [21] Zhiheng Liu, Ruili Feng, Kai Zhu, Yifei Zhang, Kecheng Zheng, Yu Liu, Deli Zhao, Jingren Zhou, and Yang Cao. Cones: Concept neurons in diffusion models for customized generation. *arXiv preprint arXiv:2303.05125*, 2023. 5
- [22] Saman Motamed, Danda Pani Paudel, and Luc van Gool. Lego: Learning to disentangle and invert personalized concepts beyond object appearance in text-to-image diffusion models. 2023. 3
- [23] Utkarsh Ojha, Yijun Li, Jingwan Lu, Alexei A. Efros, Yong Jae Lee, Eli Shechtman, and Richard Zhang. Few-shot image generation via cross-domain correspondence. *2021 IEEE/CVF Conference on Computer Vision and Pattern Recognition (CVPR)*, pages 10738–10747, 2021. 3
- [24] Dae Young Park and Kwang Hee Lee. Arbitrary style transfer with style-attentional networks. In *Proceedings of the IEEE/CVF Conference on Computer Vision and Pattern Recognition*, pages 5880–5888, 2019. 3
- [25] Dustin Podell, Zion English, Kyle Lacey, A. Blattmann, Tim Dockhorn, Jonas Muller, Joe Penna, and Robin Rombach. Sdxl: Improving latent diffusion models for high-resolution image synthesis. *ArXiv*, abs/2307.01952, 2023. 3, 6
- [26] Alec Radford, Jong Wook Kim, Chris Hallacy, Aditya Ramesh, Gabriel Goh, Sandhini Agarwal, Girish Sastry, Amanda Askell, Pamela Mishkin, Jack Clark, et al. Learning transferable visual models from natural language supervision. In *International conference on machine learning*, pages 8748–8763. PMLR, 2021. 8
- [27] Robin Rombach, A. Blattmann, Dominik Lorenz, Patrick Esser, and Björn Ommer. High-resolution image synthesis with latent diffusion models. *2022 IEEE/CVF Conference on Computer Vision and Pattern Recognition (CVPR)*, pages 10674–10685, 2021. 2, 3
- [28] L Rout, Y Chen, N Ruiz, A Kumar, C Caramanis, S Shakkottai, and W Chu. Rb-modulation: Training-free personalization of diffusion models using stochastic optimal control. *ArXiv*, abs/2405.17401, 2024. 15
- [29] Nataniel Ruiz, Yuanzhen Li, Varun Jampani, Yael Pritch, Michael Rubinstein, and Kfir Aberman. Dreambooth: Fine tuning text-to-image diffusion models for subject-driven generation. In *Proceedings of the IEEE/CVF Conference on Computer Vision and Pattern Recognition*, pages 22500–22510, 2023. 2, 3, 6, 7, 9, 13
- [30] Simo Ryu. Merging loras. <https://github.com/cloneofsimo/lora>. 3
- [31] Viraj Shah, Ayush Sarkar, Sudharsan Krishnakumar Anita, and Svetlana Lazebnik. Multistylegan: Multiple one-shot image stylizations using a single gan. *arXiv*, 2023. 3
- [32] Viraj Shah, Nataniel Ruiz, Forrester Cole, Erika Lu, Svetlana Lazebnik, Yuanzhen Li, and Varun Jampani. ZipLoRA: Any subject in any style by effectively merging LoRAs. In *ECCV*, 2024. 2, 5, 6, 13
- [33] Kihyuk Sohn, Nataniel Ruiz, Kimin Lee, Daniel Castro Chin, Irina Blok, Huiwen Chang, Jarred Barber, Lu Jiang, Glenn Entis, Yuanzhen Li, et al. Styledrop: Text-to-image generation in any style. *arXiv preprint arXiv:2306.00983*, 2023. 2, 3, 6, 13, 15
- [34] Gowthami Somepalli, Anubhav Gupta, Kamal Gupta, Shramay Palta, Micah Goldblum, Jonas Geiping, Abhinav Shrivastava, and Tom Goldstein. Measuring style similarity in diffusion models. *ArXiv*, abs/2404.01292, 2024. 8, 9
- [35] Jiaming Song, Chenlin Meng, and Stefano Ermon. Denoising diffusion implicit models. *ArXiv*, abs/2010.02502, 2020. 2, 3
- [36] Joshua Tenenbaum and William Freeman. Separating style and content. In *Advances in Neural Information Processing Systems*, 1996. 2
- [37] Yael Vinker, Andrey Voynov, Daniel Cohen-Or, and Ariel Shamir. Concept decomposition for visual exploration and inspiration. *ACM Transactions on Graphics (TOG)*, 42:1–13, 2023. 2, 3, 6, 7

- [38] Yue Wang, Ran Yi, Ying Tai, Chengjie Wang, and Lizhuang Ma. Ctlgan: Few-shot artistic portraits generation with contrastive transfer learning. *ArXiv*, abs/2203.08612, 2022. [3](#)
- [39] You Wu, Kean Liu, Xiaoyue Mi, Fan Tang, Juan Cao, and Jintao Li. U-vap: User-specified visual appearance personalization via decoupled self augmentation. *2024 IEEE/CVF Conference on Computer Vision and Pattern Recognition (CVPR)*, pages 9482–9491, 2024. [3](#)
- [40] Zhi Xu, Shaozhe Hao, and Kai Han. Cusconcept: Customized visual concept decomposition with diffusion models. *ArXiv*, abs/2410.00398, 2024. [2](#), [3](#)
- [41] Ceyuan Yang, Yujun Shen, Zhiyi Zhang, Yinghao Xu, Jiapeng Zhu, Zhirong Wu, and Bolei Zhou. One-shot generative domain adaptation, 2021. [3](#)
- [42] Shuai Yang, Liming Jiang, Ziwei Liu, and Chen Change Loy. Pastiche master: Exemplar-based high-resolution portrait style transfer, 2022.
- [43] Peihao Zhu, Rameen Abdal, John Femiani, and Peter Wonka. Mind the gap: Domain gap control for single shot domain adaptation for generative adversarial networks. In *International Conference on Learning Representations*, 2022. [3](#)

UnZipLoRA: Separating Content and Style from a Single Image

Supplementary Material

A. Additional Implementation Details

In this section, we provide additional implementation details for our algorithm:

Block separation strategy. As discussed in Sec. 3.3.3, we employ block separation technique similar to that proposed in B-LoRA. Specifically, as shown in Fig. 9, the U-Net architecture in SDXL comprises three primary components: the downsampling blocks, the middle blocks, and the upsampling blocks. Each of these components contains several groups of transformer-based blocks. As the upsampling component is more critical to the overall performance, our primary focus for block separation lies in upsampling. Within the upsampling component, there are two distinct groups of blocks, which are differentiated by number of transformers per block: the first group ($UpBlock0$ in Fig. 9) contains blocks with 10 transformers each, while the second group ($UpBlock1$) has blocks with only 2 transformers. Due to this disparity, the first group plays a more significant role in the learning process.

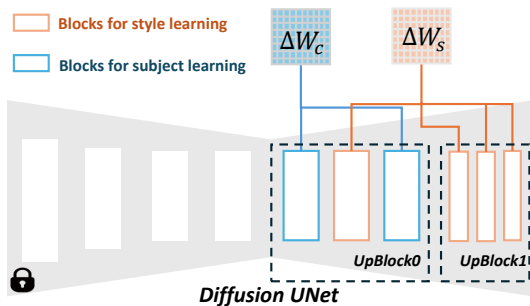


Figure 9. **Block separation strategy in the diffusion U-Net architecture of SDXL.** The illustration highlights the separation of transformer blocks into two distinct groups for disentangling content LoRA ΔW_c and style LoRA ΔW_s .

B-LoRA identifies that the first block of $UpBlock0$ mainly contributes for subject learning, while the second block of $UpBlock1$ is more specialized for style learning. This observation holds when the input images are relatively simple or lack intricate details. However, when the input images have fine-grained details, only one block is insufficient to capture all the necessary information. To enhance the content learning, we utilize additional block as well. Moreover, we leverage all the blocks in the second group of the U-net upblocks for style learning in order to maintain a balance of the learning capacities between the content and style.

Reproduction and experimental settings. While reproducing the results of the competing methods, we use the

exact hyperparameters reported in their respective papers (or their official implementations), including learning rate, training steps, and other experimental settings. For our approach, most experimental settings — such as the learning rate, batch size, and sampling frequency — are consistent with those described in the main paper. However, the number of training steps required for our method is 600 for most input images, which is lesser as compared to other approaches. Depending on the complexity of the input however, our method may require higher number training steps (in the range of 800 steps) if input image contains fine-grained details.

Training prompts. As mentioned in the main paper, we use three separate prompts during training: a combined prompt, and two separate prompts (for subject and style each). Our combined prompt is of the form “a $\langle c \rangle$ in $\langle s \rangle$ style”, while “A $\langle c \rangle$ ” and “An image in $\langle s \rangle$ style” are used as subject-specific and style-specific prompts respectively. Here, $\langle c \rangle$ and $\langle s \rangle$ represents the subject and style descriptors specific to the input image. We follow the descriptor strategies of existing approaches such as ZipLoRA [32] and StyleDrop [33] that advocates using a unique token (such as “sks”) to describe the subject, and use detailed artistic description for the style. For example, the prompt we use for the first input image in Fig. 12 is “A sks sun hat in flat cartoon illustration style”. As discussed in DreamBooth [29], using an unique token helps the model to bind the new subject to a unique embedding vector in space since a subject is usually spatially localized in a particular region of the image. On the other hand, style is typically spread throughout the image, thus using detailed text description increases the flexibility during style training as reported by StyleDrop [33]. To ensure a fair comparison between our method and others, such as B-LoRA, we use the same prompt formations for all the competing methods.

B. Compute Requirements

UnZipLoRA achieves strong computational efficiency through a joint training strategy that optimizes resource utilization. By training both subject and style LoRAs concurrently in a single run, UnZipLoRA significantly reduces the overall training time. Specifically, UnZipLoRA requires only 1260 seconds to train both LoRAs on a single NVIDIA A40 GPU.

In contrast, most existing methods necessitate separate training processes for content and style, effectively doubling the time requirements. For instance, DreamBooth-LoRA requires 1860 seconds per LoRA, resulting in a to-




Figure 10. **Ablation Examples.** We show the impact of adding prompt-wise separation, column-wise separation, and block-wise separation sequentially. Each row illustrates the outputs of baseline methods and our proposed approaches, highlighting their difference in subject-style disentanglement, style fidelity, and recontextualization across different examples.

tal training time of 3720 seconds. While B-LoRA demonstrates faster individual LoRA training at 600 seconds per LoRA (1200 seconds total), UnZipLoRA remains highly competitive. Notably, methods like Inspiration Tree incur significantly higher computational costs, requiring 7680 seconds in total: 3840s to select a good random seed for training and another 3840s to train the model.

Beyond time efficiency, UnZipLoRA minimizes the number of parameters updated during training. Through its block and column separation strategies, UnZipLoRA updates only up to 30% of parameters in the downsampling block and bottleneck, and approximately 50% in the up-sampling block for each LoRA. This focused optimization reduces the trainable parameters by nearly 40% compared to training two full LoRAs independently, further contributing to its efficiency. Owing to such efficient parameter utilization, UnZipLoRA exhibits faster convergence, requiring only 600 steps of training as opposed to 800 to 1000 steps for most other methods including DreamBooth-LoRA and B-LoRA.

C. Additional Results

C.1. Ablation Examples

We provide additional examples depicting the effects of adding each component of our method, as shown in Fig. 10. Each row demonstrates the recontextualization of subject, style and subject-style across different configurations and

baseline methods.

Prompt separation. Distinct prompts and LoRA weights for subject and styles guide their respective LoRAs, ensuring effective and disentangled subject-style decomposition.

Column separation. Dynamic column masks selectively activate relevant columns during training, preserving learning capacity with fewer columns and preventing interference. Enhanced orthogonality between LoRAs improves flexibility in recombination.

Block separation. Style-sensitive blocks effectively capture essential stylistic features, while subject-sensitive blocks focus on fine details.

We conducted user studies in the main paper to compare our method with the competing approaches. Beyond the configurations, results, and analyses presented in the main paper, we include the interface used for the main user study and the ablation user study in Fig. 11.

C.2. Subject-Style Recontextualization Comparison

We present additional examples of subject-style recontextualization using diverse prompts and input images comparing our method with B-LoRA in Fig. 12. The results further demonstrate our method’s superiority in preventing overfitting, reproducing accurate subject and style representations, and enabling flexible recontextualization.

Prevention of overfitting. Our method mitigates overfitting by disentangling subject and style representations, ensuring

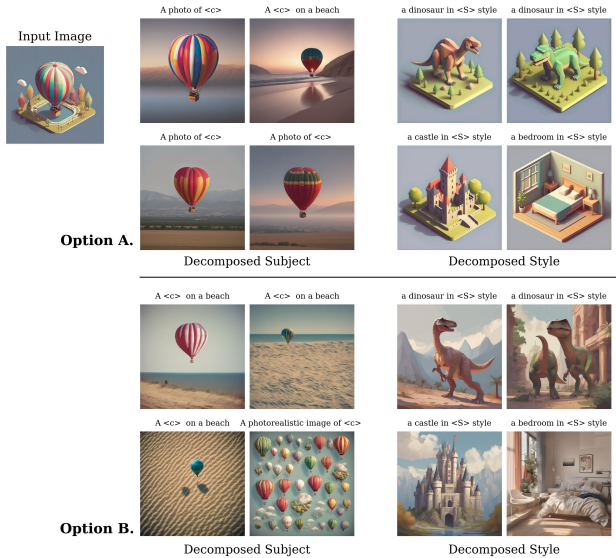


Figure 11. **The interface used for user studies.** We depict the interface we used for method comparison user study shown in the main paper.

diverse and robust outputs even with challenging prompts
Accurate subject and style reproduction. We achieve precise reproduction of the input’s subject and style elements while avoiding blending artifacts.

Flexible recontextualization. Our method enables diverse and logical recontextualization, handling both straightforward prompts like ”on a table” and complex, creative prompts that require a nuanced extraction of subject and style.

C.3. Additional Qualitative Comparisons

To complement the findings in the main paper, we provide additional qualitative comparisons in Fig. 13 across more diverse prompts and input images. These examples further demonstrate the superior performance of our method in subject-style disentanglement, detail preservation, and overfitting prevention compared to DreamBooth-LoRA, Inspiration Tree, and B-LoRA.

Upon closer inspection of the examples, our observations are consistent with the results presented in the main paper. Each of the compared methods demonstrates limitations that prevent them from achieving the level of disentanglement and flexibility required for our task.

DreamBooth-LoRA. DreamBooth-LoRA struggles to disentangle subject features from style, even though it captures some stylistic features effectively. However, its results often suffer from overfitting to the input image, limiting its ability to recontextualize the style in diverse settings. Our methods successfully captures the style with high fidelity, enabling flexible style recontextualization without overfitting to the

input.

Inspiration Tree. While Inspiration Tree effectively prevents the overlap of subject and style concepts and consistently destylizes the input, it struggles to distinguish detailed features of both subject and style. This limitation results in outputs that lack the intricate details of the input subject or style. By incorporating separation strategies, our method intelligently learns and distinguishes these features, leading to more detailed and accurate outputs.

B-LoRA. As what we discussed in Experiments section of main paper, and in Sec. C.2, B-LoRA fails to generate consistent results and suffers from overfitting to input images. While it can always accurately learn style features, it struggles to reproduce subject details reliably. For instance, in the guitar and sunflower examples, B-LoRA fails to consistently retain the original input’s color.

Moreover, it often mixes subject and style features, resulting in generations that incorporate unintended elements, such as the background color of the microscope or the sunflower’s color being treated as part of the style. In contrast, our method addresses these issues with carefully designed separation techniques, ensuring consistent, disentangled outputs that faithfully represent both subject and style.

D. Image Attributions

In our experiments, we use several stylized images as inputs images. We curate these input images from three sources: (i) free-to-use online repositories that provide artistic images; (ii) open-sourced repositories of previous works such as StyleDrop [33] and RB-Modulation [28]; and (iii) synthetically generated images using freely available text-to-image models such as Flux. For the human-created artistic images, we provide image attributions below for each image that we used in our experiments.

D.1. Image attributions for the stylized images used as inputs

The sources of the style images that we used in our experiments are as follows:

- Sun hat in flat cartoon illustration style,
- Kangaroo in one line art illustration style,
- Backpack in cartoon illustration style,
- A bear in kid crayon drawing style,
- A teapot in mosaic art style,
- A telephone in line drawing style

All the remaining input images are generated using Flux² text-to-image diffusion model using the prompts provided by RB-modulation codebase on their github page at this URL: [Text-prompts to generate stylized images](https://github.com/black-forest-labs/FLUX.1-dev)

²<https://huggingface.co/black-forest-labs/FLUX.1-dev>




Figure 12. **Comparison of Subject-style Recontextualization.** We present a comparison of subject-style recontextualization between our method and B-LoRA across diverse prompts and input images. The results highlight our method’s superior ability to flexibly adapt subjects and styles to various contexts while accurately reproducing both subject and style features.




Figure 13. **Qualitative Comparisons.** Additional groups of compare subject and style disentanglement from ours method against DreamBooth-LoRA, Inspiration Tree, and B-LoRA. The result again demonstrates our superior ability to preserve the intended features compared to other methods.