

Learning to Hash for Recommendation: A Survey

Fangyuan Luo, Honglei Zhang, Tong Li, Jun Wu

Abstract—With the explosive growth of users and items, Recommender Systems (RS) are facing unprecedented challenges on both retrieval efficiency and storage cost. Fortunately, Learning to Hash (L2H) techniques have been shown as a promising solution to address the two dilemmas, whose core idea is encoding high-dimensional data into compact hash codes. To this end, L2H for RS (HashRec for short) has recently received widespread attention to support large-scale recommendations. In this survey, we present a comprehensive review of current HashRec algorithms. Specifically, we first introduce the commonly used two-tower models in the recall stage and identify two search strategies frequently employed in L2H. Then, we categorize prior works into two-tier taxonomy based on: (i) the type of loss function and (ii) the optimization strategy. We also introduce some commonly used evaluation metrics to measure the performance of HashRec algorithms. Finally, we shed light on the limitations of the current research and outline the future research directions. Furthermore, the summary of HashRec methods reviewed in this survey can be found at <https://github.com/Luo-Fangyuan/HashRec>.

Index Terms—Recommender Systems, Learning to Hash, Top-K retrieval, Learning to Rank.

I. INTRODUCTION

Recommender Systems (RS) [1], [2] play an important role in helping users find relevant and personalized items, which can significantly alleviate the information overload issue. The core idea is to discover a short list of items that are likely to be interacted by users, which is widely applied in modern Internet services, e.g., E-commerce platforms (Taobao [3], Amazon [4]), video-sharing platforms (Kuaishou [5], TikTok [6]), social media (Weibo [7], RED [8]), and so on. With the rapid growth of users and items¹, it is challenging to rapidly identify a small number of items from a large item corpus due to stringent response requirements of Internet services. Therefore, the “recall-and-ranking” recommendation architecture has garnered widespread adoption [9], which is shown in Fig. 1. Specifically, the recall model first takes users’ history as input, and retrieves a small subset of (hundreds of) candidate items which are generally relevant to the user with high precision. Subsequently, the ranking model presents a few (dozens of) recommendations in a list by assigning a score to each item according to a desired learning objective with abundant features describing users and items. In contrast, the ranking model is only required to score hundreds of candidate items, while the recall model must evaluate and score every

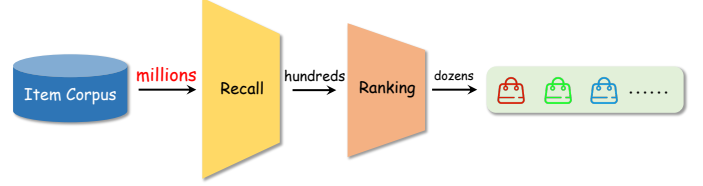


Fig. 1. The architecture of industry recommender systems, which includes recall and ranking phase. Specifically, the recall model retrieves hundreds of candidate items from millions of item corpus, and the ranking model presents an item list which contains dozens of items sorted in descending order of preference scores. It is obviously that the recall model need to score all the items, leading to serious efficiency issue.

item in the entire item corpus. Given the significant number of users and items during the recall stage, efficiency has become an urgent problem that needs to be solved immediately [10].

To alleviate this issue, the two-tower recall model is widely adopted to achieve the balance between accuracy and efficiency [9], which can be divided into the user tower and the item tower. Specifically, the user tower is responsible for producing the real-valued representations (a.k.a. embedding) of users, while the item tower is tasked with generating the real-valued representations of items. In the offline phase, the two-tower recall model generates the real-valued representations for both users and items by leveraging historical interactions between users and items, as well as side information. After well trained, the real-valued representations of users and items are stored in the database. In the online phase, the target user’s representation can be directly picked up according to his/her unique ID when he/she logs into the platform. And then, the similarity between the target user and items can be calculated by inner product or cosine similarity of their embeddings. In this sense, the recall task can be regarded as the similarity search problem, i.e., searching for similar items queried by the target user. Although the inference cost can be reduced by storing the representations in advance, the computational complexity for generating preferred items for all users is still high. Given m users and n items, the computational complexity for generating K preferred items for all users is $\mathcal{O}(mnf + mn\log K)$ [11]–[14], where f is the dimension of the real-valued representations. Therefore, these methods are still computationally expensive and lead to low-efficiency issues when either m or n is large. Intuitive results can be observed from Fig. 2. As the number of items increases, the storage cost and inference time increase dramatically conducted by real-valued representations.

One promising solution for improving efficiency is Learning to Hash (L2H), whose core idea is mapping data points in the vector space into Hamming space, and then the real-valued representations can be replaced by compact hash codes

Fangyuan Luo and Tong Li are with the College of Computer Science, Beijing University of Technology, Beijing, China, 100124 (Email: {luofangyuan, litong}@bjut.edu.cn).

Honglei Zhang and Jun Wu are with the School of Computer Science and Technology, Beijing Jiaotong University, Beijing, China, 100044 (Email: {honglei.zhang, wuj}@bjtu.edu.cn).

Corresponding author: Fangyuan Luo.

¹Take the Weibo platform as an example, there are 583 million monthly active users at the end of the second quarter of 2024. Data source from <https://data.weibo.com/report/report>.

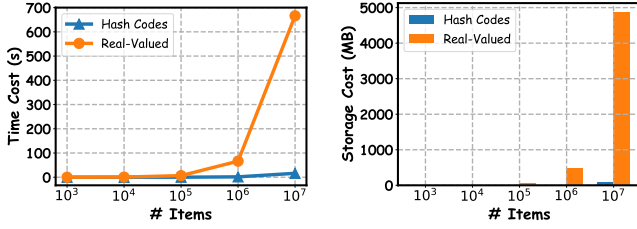


Fig. 2. Comparisons on inference time (the left panel) and storage cost (the right panel) between bit operations (hash codes) and float-point calculation (real-valued) varying the number of items. The experiments are conducted by randomly generating hash codes and real-valued vectors with a length of 64 on 10^3 users and 10^3 - 10^7 items, and we report the average results over 10 repetitions.

(a.k.a binary codes). L2H methods have been intensively studied and widely used in many fields, such as computer vision, telecommunication, computer graphics, etc., for several decades [15]. Existing L2H methods can be categorized into two types: data-independent and data-dependent. In the data-independent methods, Locality-Sensitive Hashing (LSH) methods, the representative of the data-independent methods, attracted widespread attention [16]. The key component of LSH is a hash function, which can return the same code for the nearby data points in the original vector space with high probabilities. Therefore, a lot of researchers devote to design random hash functions satisfying the locality sensitivity property for various distance measures [17]–[23]. Other researchers develop better search schemes [24], [25], or provide a similarity estimator with small variance [26]–[29], or design faster computation of hash functions [30], [31]. Although LSH can provide asymptotic theoretical properties leading to performance guarantees, they are suffering from long encoding problem. To this end, some researchers propose to leverage machine learning techniques to produce effective hash codes [32]. They aim to learn data-dependent and task-specific hash functions that yield compact hash codes to achieve better search performance [33]. To achieve this goal, many algorithms, such as kernel methods [34], [35], supervised learning [35], [36], semi-supervised learning [37], and so on, are proposed. Furthermore, with the prosperous development of deep learning [38], [39], the deep L2H methods for generating hash codes are highly popular and have shown superior performance than traditional methods [40].

Inspired by L2H techniques, which have demonstrated remarkable ability in efficiently handling large-scale data, a surge of research effort are conducted on L2H for recommendation. For brevity and clarity, we abbreviate the techniques of L2H for recommendation as **HashRec**. HashRec methods aim to improve recall efficiency by mapping users and items into Hamming space, and then the user-item preference can be efficiently calculated in a Hamming space by bit operation rather than in a vector space by float-point calculation. In this way, HashRec methods not only reduce the computational overhead but also can be scaleable and suitable for practical application. However, there lacks a comprehensive survey that systematically categorizes and presents the existing studies. To

address this gap, we conduct an extensive review and thorough analysis. In this survey, we categorize HashRec methods from the perspective of learning objectives and optimization strategies, which are two important components of machine learning. Furthermore, we delve into the strengths and limitations of each category, highlighting the unique challenges associated with them. Additionally, we present a detailed analysis of the current trends and future directions in HashRec researches, identifying key areas for further exploration and innovation. *In this paper, our primary objective is to facilitate a deeper understanding for anyone interested in this field, and endeavor to provide insights in this field to explore new avenues and pursue promising future research directions, ultimately contributing to the advancement of knowledge and understanding in their respective domains.*

A. Contribution of This Paper

A number of surveys in L2H have been published recently, focusing on different research fields/perspectives. For example, Wang et al. [41] classifies the L2H algorithms from the aspects of learning paradigm and hash function, and introduces some classical L2H algorithms. And Wang et al. [42] divide the existing L2H methods into different groups according to the similarity-preserving strategy, and focus more on the quantization algorithms. Luo et al. [43] and Singh et al. [40] mainly concentrate on the combination of L2H methods and deep learning techniques for higher performance. Li et al. [44] mainly analyze various model compression methods in reducing device storage space, model complexity and training costs. Although existing surveys have summarized L2H techniques adequately, there is a lack of comprehensive surveys on L2H for recommendation. Therefore, we bring forth a comprehensive review of L2H approaches used in RS.

We summarize the contribution of this survey as follows.

- To the best of our knowledge, we take the pioneering step to give a systematic survey of L2H for recommendation, which is a promising yet less exploited area.
- We propose a novel two-tier taxonomy of HashRec, and detail a comprehensive discussion of existing HashRec methods, as well as their strengths and weaknesses.
- We release a GitHub repository to encompass all reviewed papers along with their corresponding codes, aiming to facilitate the deeper understanding of HashRec models. In addition, the repository incorporates multiple benchmark datasets and evaluation metrics for easy-start.
- We discuss important yet unresolved problems in this area, and propose promising directions on this topic that can inspire further research in this potential field.

B. Paper Collection

We adopt DBLP² and Google Scholar³ as the main search engine to collect the related papers. Then, we search the most popular related conferences and journals, such as SIGKDD, SIGIR, AAAI, IJCAI, CIKM, SDM, WWW, IEEE TKDE,

²<https://dblp.org>

³<https://scholar.google.com/>

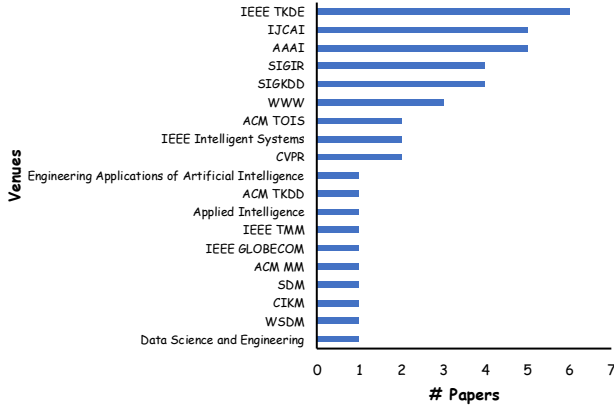


Fig. 3. The number of HashRec papers published in relevant journals and conferences, where IEEE TKDE owns the most related publications. We believe it would help researchers in this field to identify appropriate venues where HashRec papers are published.

etc, to collect recent researches. Fig. 3 illustrates the statistics of collected papers, where IEEE TKDE accounts for the most. Specifically, these research articles were searched for by using a combination of major keywords, such as “hash + recommend”, “hash + collaborative filtering”, “discrete + recommend”, and “discrete + collaborative filtering”. To avoid omissions of relevant work, we further read the references of each paper that included the relevant search keywords.

C. Organization of This Paper

The rest of this paper is organized as follows. We first give some notations and definitions. In Section II, we start by introducing the preliminary context, which includes the ubiquitous two-tower model utilized in the recall phase and two prevalent search strategies commonly adopted in L2H frameworks. Following that, we present an overview of HashRec methods and detail them in Section III. A comprehensive review of evaluation metrics is presented in Section IV. Current challenges and future research directions are given in Section V. Finally, we conclude the paper in Section VI.

II. BACKGROUND

In this section, we first give a brief introduction to the two-tower model, which is commonly adopted during the recall stage. Then, we detail search strategies utilized in L2H techniques. In addition, the related notations adopted in this survey are summarized in Table I.

A. Two-Tower Model

As shown in Fig. 4, the two-tower model consists of a user tower and an item tower, where the user tower produces the users’ latent representations by utilizing users’ interaction and content information, and the item tower produces the items’ latent representations by utilizing items’ content information. Then, the similarity between users and items can be calculated by inner product of their representations. According to the complexity of model architecture, existing two-tower models can be divided into shallow model and deep model.

TABLE I
MAIN NOTATIONS USED IN THE PAPER.

Symbols	Description
\mathbf{Y}	the user-item rating/preference matrix
$\mathbf{B} \in \{\pm 1\}^{f \times m}$	binary codes of m users
$\mathbf{D} \in \{\pm 1\}^{f \times n}$	binary codes of n items
$\mathbf{P} \in \mathbb{R}^{f \times m}$	real-valued representations of m users
$\mathbf{Q} \in \mathbb{R}^{f \times n}$	real-valued representations of n items
\mathcal{U}, \mathcal{I}	user set, item set
\mathcal{I}_u^+	the positive item set of user u
\mathcal{I}_u^-	the negative item set of user u
Ω	the 2-tuple index set of observed entries
Ω_u	the set of observed entries for user u
Ω_i	the set of observed entries for item i
f	the length of hash codes/dimension of representations
m	the number of users
n	the number of items

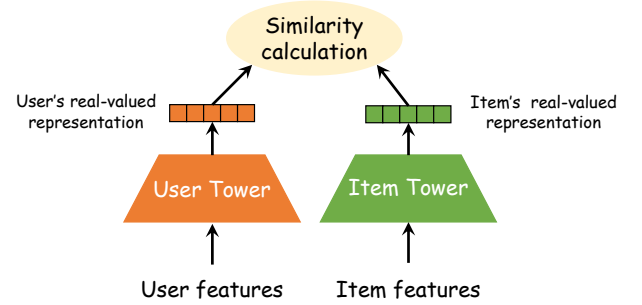


Fig. 4. The architecture of two-tower recall model, where the user tower and item tower produce users’ real-valued representations and items’ real-valued representations respectively.

1) *Shallow Two-Tower Model*: In the early stage, the researches in recommendation are mainly developed by many heuristics for Collaborative Filtering (CF) [45], which analyzes the interdependence between users and items, with the goal of identifying unobserved user-item associations. Here, we mainly introduce two classical shallow two-tower models.

- **Matrix Factorization** [46], a classical representative of shallow two-tower model to build RS, has attracted much more attention. Suppose there are m users and n items in the database. Let \mathbf{Y} denote the interaction matrix, where y_{ui} is the element at the u -th row and i -column of \mathbf{Y} . It is worth noting that y_{ui} can be explicit (e.g., rating values) that directly reflect user preference on the rated item, or be implicit (e.g., click, purchase, share) indicating whether the user u has interacted with the item i . Specifically, MF factorizes a partially observed user-item interaction matrix \mathbf{Y} into users’ latent preference matrix $\mathbf{P} \in \mathbb{R}^{f \times m}$ and items’ latent preference matrix $\mathbf{Q} \in \mathbb{R}^{f \times n}$, where f denotes the feature dimension. Subsequently, the user u ’ preference over the item i can be estimated by $\mathbf{p}_u^T \mathbf{q}_i$, where $\mathbf{p}_u \in \mathbb{R}^f$ and $\mathbf{q}_i \in \mathbb{R}^f$ represent the embeddings of user u and item i respectively.
- **SimpleX** [47] is built as a unified model that integrates MF and user behavior modeling. Specifically, SimpleX comprises a behavior aggregation layer to obtain a user’s preference vector from the historically interacted items, and then fuses with the user embedding vector via a

weighted sum. Suppose the historically interacted item set of user u as \mathcal{I}_u . For users with a different size of interacted items, either padding or chunking can be applied accordingly. As such, the aggregated vector can be obtained as follows:

$$\mathbf{n}_u = \sum_{i \in \mathcal{I}_u} I_i \cdot \alpha_i \mathbf{q}_i, \quad (1)$$

where I_i is the mask indices to \mathcal{I}_u during padding, where $I_i = 0$ indicates a padding token; otherwise $I_i = 1$. $\alpha_i = \frac{I_i}{\sum_{i \in \mathcal{I}_u} I_i}$ denotes the aggregation weight. After behavior aggregation, the user u 's preference vector can be represented as:

$$\mathbf{p}_u = g \cdot \mathbf{n}_u + (1 - g) \cdot \mathbf{T} \mathbf{n}_u, \quad (2)$$

where $\mathbf{T} \in \mathbb{R}^{f \times f}$ is a learnable parameter and g is a hyperparameter weight. Then, the preference of user u over item i is defined as $\hat{y}_{ui} = \cos(\mathbf{p}_u, \mathbf{q}_i)$.

2) *Deep Two-Tower Model*: With the rapid growth of Deep Neural Networks (DNN), network embedding approaches have been extensively studied in recommendation scenarios to improve recall quality at scale. Different from shallow two-tower models, deep two-tower methods represent each object as a low-dimensional real-valued vector with the help of DNN. Among them, Graph Neural Network (GNN), as a special instantiation of neural networks for structured data, have achieved state-of-the-art performance in RS [48]. The core idea of GNN is to iteratively aggregate the feature information from neighbors and integrate the aggregated information with the current central node representation during the propagation process [49], [50]. Concretely, GNN model is stacked by multiple propagation layers, and each layer is contained by aggregation and update operations. The general formulation of propagation of user u is defined as:

$$\text{Aggregation : } \mathbf{n}_u^{(l)} = \text{Aggregator}_l \left(\{ \mathbf{e}_i^{(l)}, \forall i \in \mathcal{N}_u \} \right), \quad (3)$$

$$\text{Update : } \mathbf{e}_u^{(l+1)} = \text{Updater}_l \left(\mathbf{e}_u^{(l)}, \mathbf{n}_u^{(l)} \right), \quad (4)$$

where $\mathbf{e}_u^{(l)}$ and $\mathbf{e}_i^{(l)}$ denote the representations of user u and item i at l -th layer, respectively. Aggregator_l and Updater_l is the function of the aggregation operation and update operation at l -th layer. In the following, we summarize several typical GNN-based RS models briefly.

- **NGCF** [51] largely follows the standard GCN [52], which includes the nonlinear function and feature transformation matrices. Concretely, it updates the embedding by:

Aggregation:

$$\begin{aligned} \mathbf{n}_u^{(l)} &= \sum_{i \in \mathcal{N}_u} \frac{1}{|\mathcal{N}_u| |\mathcal{N}_i|} (\mathbf{W}_1 \mathbf{e}_i^{(l)} + \mathbf{W}_2 (\mathbf{e}_i^{(l)} \odot \mathbf{e}_u^{(l)})), \\ \mathbf{n}_i^{(l)} &= \sum_{u \in \mathcal{N}_i} \frac{1}{|\mathcal{N}_u| |\mathcal{N}_i|} (\mathbf{W}_1 \mathbf{e}_i^{(l)} + \mathbf{W}_2 (\mathbf{e}_u^{(l)} \odot \mathbf{e}_i^{(l)})), \end{aligned} \quad (5)$$

$$\begin{aligned} \text{Update : } \mathbf{e}_u^{(l+1)} &= \sigma(\mathbf{W}_1 \mathbf{e}_u^{(l)} + \mathbf{n}_u^{(l)}), \\ \mathbf{e}_i^{(l+1)} &= \sigma(\mathbf{W}_1 \mathbf{e}_i^{(l)} + \mathbf{n}_i^{(l)}), \end{aligned} \quad (6)$$

where \mathbf{W}_1 and \mathbf{W}_2 are feature transformation matrices. $\sigma(\cdot)$ is the sigmoid function. After propagating with L layers, we can obtain multiple representations for user u and item i , namely $\{\mathbf{e}_u^{(1)}, \mathbf{e}_u^{(2)}, \dots, \mathbf{e}_u^{(L)}\}$ and $\{\mathbf{e}_i^{(1)}, \mathbf{e}_i^{(2)}, \dots, \mathbf{e}_i^{(L)}\}$ respectively. Then, the final embedding for the user u and item i can be obtained by concatenating them:

$$\mathbf{p}_u = \mathbf{e}_u^{(1)} \parallel \mathbf{e}_u^{(2)} \parallel \dots \parallel \mathbf{e}_u^{(L)}, \quad (7)$$

$$\mathbf{q}_i = \mathbf{e}_i^{(1)} \parallel \mathbf{e}_i^{(2)} \parallel \dots \parallel \mathbf{e}_i^{(L)}. \quad (8)$$

Finally, the user u 's preference towards the target item i is conducted: $\hat{y}_{ui} = \mathbf{p}_u^T \mathbf{q}_i$.

- **LightGCN** [53] is the light-weight version of NGCF. It argues that the feature transformation and nonlinear activation function are not as useful for CF. Therefore, it only contains the normalized sum of neighbor embeddings. Then, the embeddings of users and items are updated as follows:

$$\begin{aligned} \text{Aggregation : } \mathbf{n}_u^{(l)} &= \sum_{i \in \mathcal{N}_u} \frac{1}{\sqrt{|\mathcal{N}_u| |\mathcal{N}_i|}} \mathbf{e}_i^{(l)}, \\ \mathbf{n}_i^{(l)} &= \sum_{u \in \mathcal{N}_i} \frac{1}{\sqrt{|\mathcal{N}_u| |\mathcal{N}_i|}} \mathbf{e}_u^{(l)}, \end{aligned} \quad (9)$$

$$\text{Update : } \mathbf{e}_u^{(l+1)} = \mathbf{n}_u^{(l)}, \mathbf{e}_i^{(l+1)} = \mathbf{n}_i^{(l)}. \quad (10)$$

After L layers, the embeddings obtained at each layer are conducted average pooling to form the final representation of a user or an item:

$$\mathbf{p}_u = \frac{1}{L+1} \sum_{l=0}^L \mathbf{e}_u^{(l)}, \quad (11)$$

$$\mathbf{q}_i = \frac{1}{L+1} \sum_{l=0}^L \mathbf{e}_i^{(l)}. \quad (12)$$

The model prediction is defined as the inner product of user and item final representations: $\hat{y}_{ui} = \mathbf{p}_u^T \mathbf{q}_i$, which is used as the ranking score for recommendation generation.

B. Learning to Hash

The L2H approach aims to map users and items into a low-dimensional hamming space to obtain informative and compact hash codes. Let $\mathbf{B} \in \{-1, 1\}^{f \times m}$ and $\mathbf{D} \in \{-1, 1\}^{f \times n}$ denote the hash codes of users and items respectively⁴. The details of how to obtain hash codes will be illustrated in the following Section III. Then, the similarity search can

⁴Sometimes, the hash codes are represented by 0/1, i.e., $\mathbf{B} \in \{0, 1\}^{f \times m}$ and $\mathbf{D} \in \{0, 1\}^{f \times n}$

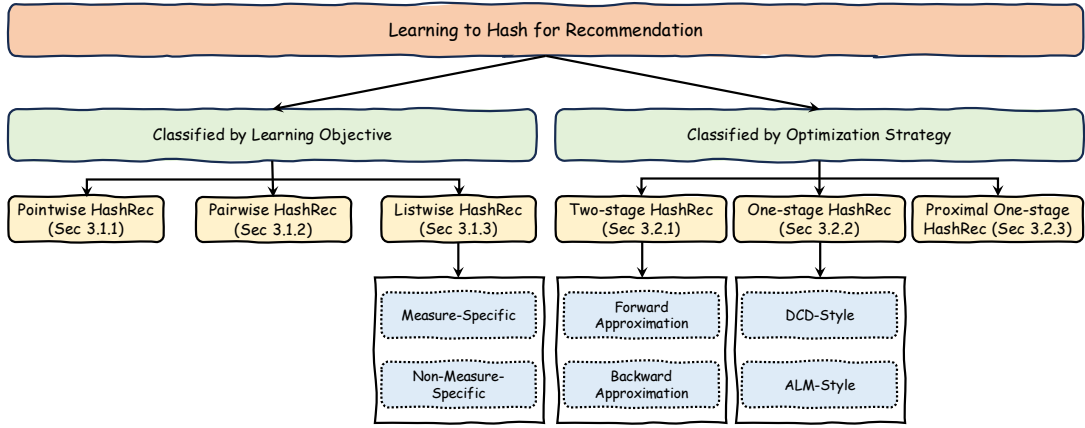


Fig. 5. Taxonomy of HashRec Methods.

be conducted efficiently by bit operation. Then, the model prediction is defined as:

$$\begin{aligned}
 \hat{y}_{ui} &= \frac{1}{f} \sum_{k=1}^f \mathbb{I}(b_{uk} = d_{ik}), \\
 &= \frac{1}{2f} \left(\sum_{k=1}^f \mathbb{I}(b_{uk} = d_{ik}) + f - \sum_{k=1}^f \mathbb{I}(b_{uk} \neq d_{ik}) \right), \\
 &= \frac{1}{2f} \left(f + \sum_{k=1}^f b_{uk} d_{ik} \right), \\
 &= \frac{1}{2} + \frac{1}{2f} \mathbf{b}_u^T \mathbf{d}_i,
 \end{aligned} \tag{13}$$

where $\mathbf{b}_u \in \{-1, 1\}^f$ and $\mathbf{d}_i \in \{-1, 1\}^f$ denote the hash codes of user u and item i , b_{uk} and d_{ik} is the k -th bit of \mathbf{b}_u and \mathbf{d}_i . To perform similarity search on this computed hash codes, there are two basic strategies. One is hash table lookup, and the other is hash code ranking.

1) *Hash Table Lookup*: The main idea of hash table lookup for accelerating the search is reducing the number of similarity computations. The search procedure of hash table lookup is summarized as Fig. 6. Given ten items $\{i_1, i_2, \dots, i_{10}\}$ and their hash codes, which is shown in Fig. 6(a) and Fig. 6(b). According to the indexing table, we can obtain the hash table which is shown in Fig. 6(c). Specifically, the hash table is composed of buckets with each buckets indexed by a hash code. And each item is placed into the corresponding bucket according to its hash code. Then, given the target user and its hash code, the items lying in the same bucket as that of the user are retrieved as the candidate items of the user. Usually, this is followed by a reranking step, i.e., reranking the candidate items according to the similarity between the target user and candidates. It is worth noting that the hashing approach using hash table essentially aims to maximize the probability of collision of similar items while minimizing the probability of collision of the items that are far away. It is the primary difference with conventional hashing algorithms in computer science which avoid collision (i.e., avoid mapping two items into some same buckets).

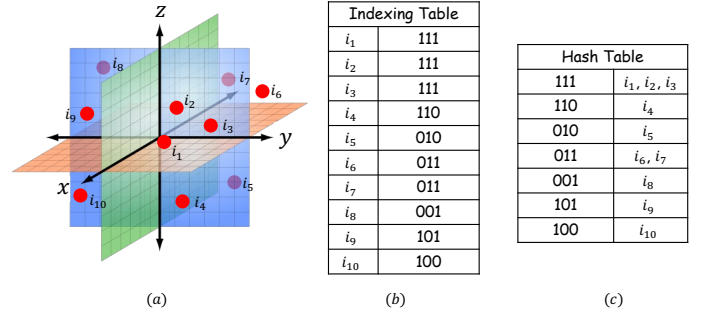


Fig. 6. Illustration of Hash Table Lookup, where we suppose that each data point is mapped into 3-dimensional Hamming space.

2) *Hash Code Ranking*: Hash code ranking performs an exhaustive search which computes the similarity between the target user and each item in the dataset. The similarity computation leverages the CPU instruction `__popcnt`, which is specifically optimized for calculating Hamming similarity between hash codes. The Hamming similarity measures the number of the same bits between two hash codes, providing a straightforward yet effective way to quantify the similarity between item. After computing the Hamming similarity for all items, hash code ranking retrieves the items that exhibit the highest similarities to the target user, designating them as candidate items. These candidate items represent the most likely matches based on their hash code similarity to the target user. Since the computational complexity of similarity calculation between hash codes is lower than that of real-valued representations due to the simplicity of bit operations inherent in hash code comparisons, hash code ranking can significantly speed up the recall efficiency.

III. LEARNING TO HASH FOR RECOMMENDATION

Fig. 5 summarizes a general taxonomy of current HashRec algorithms, which is classified from learning objective and optimization strategy. According to the learning objective adopted in the model training, we divide existing HashRec methods into pointwise HashRec, pairwise HashRec, and listwise HashRec. In addition, we further categorize the

TABLE II

SUMMARY OF HASHREC METHODS, WHERE ‘HETEROGENEOUS’ INDICATES THAT THE LEARNING OBJECTIVE COMBINES POINTWISE AND PAIRWISE LOSS, AND “KG-BASED RECOMMENDATION” INDICATES THE KNOWLEDGE-GRAPH BASED RECOMMENDATION.

Method	Venue	Task	Learning Objective	Optimization Strategy	Metric
BCCF [54]	KDD2012	User-Item CF	Pointwise,Pairwise	Two-Stage	DCG, Precision
CH [55]	CVPR2014	User-Item CF	Pointwise	Two-Stage	Precision, NDCG, MAP, PH2
PPH [56]	SIGIR2014	User-Item CF	Pointwise	Two-Stage	NDCG
NQ [57]	IEEE GLOBECOM 2016	User-Item CF	Pointwise	Two-Stage	NDCG
DCF [11]	SIGIR2016	User-Item CF	Pointwise	One-Stage	NDCG
DCMF [12]	KDD2017	Cold-Start	Pointwise	One-Stage	NDCG, MPR
DPR [58]	AAAI2017	User-Item CF	Pairwise	One-Stage	AUC
DFM [59]	IJCAI2018	User-Item CF	Pointwise	One-Stage	NDCG
DSFCH [60]	Data Science and Engineering2018	Outfit Recommendation	Pointwise	One-stage	AUC
DRMF [13]	KDD2018	User-Item CF	Pointwise	One-Stage	NDCG
DDL [61]	WSDM2018	Cold-Start Social	Pointwise	One-Stage	Accuracy, MRR
DTMF [62]	IJCAI2019	Recommendation	Pointwise	One-Stage	NDCG
CIGAR [63]	CIKM2019	User-Item CF	Pairwise	Two-Stage	HR, MRR
CCCF [64]	SIGIR2019	User-Item CF	Pointwise	One-Stage	NDCG
DSR [65]	AAAI2019	Social Recommendation	Pointwise	One-Stage	NDCG
FHN [66]	CVPR2019	Outfit Recommendation	Pairwise	Two-Stage	AUC, NDCG, FITB
DGCN-BinCF [67]	IJCAI2019	User-Item CF	Pairwise	Two-Stage	NDCG, Recall, MAP
ABinCF [68]	AAAI2019	User-Item CF	Pointwise	Two-Stage	Precision, NDCG
NeuHash-CF [69]	SIGIR2020	Cold-Start	Pointwise	Two-Stage	NDCG, MRR
HashGNN [14]	WWW2020	User-Item CF	Heterogeneous	Two-Stage	HR, NDCG
SDMF [70]	IEEE Intelligent Systems2020	User-Item CF	Pointwise	One-Stage	NDCG
MFDCF [71]	AAAI2020	Cold-Start	Pointwise	One-Stage	Accuracy
CGH [72]	IEEE Intelligent Systems2020	Cold-Start	Pointwise	Two-Stage	Accuracy
DPH [73]	IEEE TKDE2020	Cold-Start	Pairwise	One-Stage	Accuracy, MRR
VH _{PHD} [74]	WWW2021	User-Item CF	Pointwise	Two-Stage	NDCG, MRR
DMF [75]	IEEE TKDE2021	Cold-Start	Pointwise	One-Stage	NDCG, AUC, Recall
DLCF [76]	SDM2021	User-Item CF	Listwise	One-Stage	NDCG
SDSR [77]	AAAI2021	Social Recommendation	Pointwise	One-Stage	NDCG
BiGeAR [78]	KDD2022	User-Item CF	Pairwise	Two-Stage	NDCG, Recall
BIHGH [79]	ACM MM2022	Outfit Recommendation	Pairwise	Two-Stage	AUC, MRR, NDCG
DLPR [80]	IJCAI2022	User-Item CF	Listwise	Proximal One-Stage	MAP, NDCG, Recall, MRR
HCFRec [81]	IJCAI2022	User-Item CF	Pointwise	Two-Stage	NDCG, MAP
EDCF [82]	IEEE TKDE2022	Explainable Recommendation	Pointwise	Two-Stage	Accuracy, NDCG, Recall, Precision, F1
DLACF [83]	Engineering Applications of Artificial Intelligence 2023	Social Recommendation	Pointwise	Two-Stage	Precision, Recall, F1-Macro, F1-Micro, NDCG
FHN+ [84]	IEEE TMM2023	Outfit Recommendation	Pairwise	Two-Stage	AUC, NDCG, FITB
H-SAGE [85]	Applied Intelligence 2023	KG-based Recommendation	Pointwise	Two-Stage	AUC, Accuracy, NDCG, Recall, Precision
BGCH [86]	WWW2023	User-Item CF	Heterogeneous	Two-Stage	NDCG, Recall
MDCF [87]	IEEE TKDE2023	Cold-Start	Pointwise	One-Stage	Accuracy, NDCG
DLFM [88]	ACM TKDD 2024	Cold-Start	Listwise	Proximal One-Stage	NDCG, Recall, Accuracy
LightFR [89]	ACM TOIS2024	Federated Recommendation	Pointwise	One-Stage	HR, NDCG
DFMR [90]	ACM TOIS2024	Federated Recommendation	Pointwise	One-Stage	NDCG, Recall, Precision
TSGNH [91]	IEEE TKDE2024	Social Recommendation	Pointwise	Two-Stage	HR, NDCG
BGCH+ [92]	IEEE TKDE2024	User-Item CF	Pairwise	Two-Stage	NDCG, Recall

listwise HashRec method into measure-specific and non-measure-specific considering whether the learning objective is directly related to the ranking measures. Furthermore, existing HashRec methods can be also divided into two-stage HashRec, one-stage HashRec, and proximal one-stage HashRec depending on the optimization strategy. Further, the two-stage HashRec methods can be grouped into forward approximation and backward approximation in the light of the quantization approximation stage. Meanwhile, the one-stage HashRec methods can be divided into DCD-style and ALM-style according to the optimization algorithms. We will introduce the two primary categories in Section III-A and Section III-B, respectively. Moreover, we give a brief summary of existing HashRec methods including its venue, recommendation task, learning objective, optimization strategy, and the metrics used in the its paper, which is displayed in Table II.

A. Learning Objective

In this subsection, we give a categorization of existing works with respect to the learning objective. According to the learning paradigm in Learning to Rank (LTR) [93], [94], existing methods can be divided into three types: (i) the pointwise HashRec methods, (ii) the pairwise HashRec methods, and (iii) the listwise HashRec methods. Next, we will introduce the three methods in detail.

1) *The Pointwise HashRec*: The pointwise HashRec methods take a single ‘user-item’ pair as the input, which aims to optimize their correlation. In the explicit recommendation scenario (i.e., the relevance between users and items is an integral value), the recommendation task is transformed to the regression problem, and the Mean Square Error (MSE) is widely adopted as the learning objective of the pointwise HashRec methods [11], [12], [54]–[57], [59], [59]–[62], [64], [65], [69]–[72], [74], [75], [77], [83], [87], [89], [90], which aims to predict the exact relevance degree of each user to an item. Specifically, the learning objective is as follows:

$$\begin{aligned}\mathcal{L} &= \frac{1}{|\Omega|} \sum_{(u,i) \in \Omega} (y_{ui} - \hat{y}_{ui})^2, \\ &= \frac{1}{|\Omega|} \sum_{(u,i) \in \Omega} (y_{ui} - \frac{1}{2} - \frac{1}{2f} \mathbf{b}_u^T \mathbf{d}_i)^2, \\ s.t., \mathbf{B} &\in \{-1, +1\}^{f \times m}, \mathbf{D} \in \{-1, +1\}^{f \times n}, \\ \mathbf{B}\mathbf{1} &= 0, \mathbf{D}\mathbf{1} = 0, \mathbf{B}\mathbf{B}^T = m\mathbf{I}, \mathbf{D}\mathbf{D}^T = n\mathbf{I},\end{aligned}\quad (14)$$

where $\mathbf{B}\mathbf{1} = 0$ and $\mathbf{D}\mathbf{1} = 0$ are balanced constraints, which require that each bit to split the dataset as balanced as possible to maximize the information entropy of the bit. $\mathbf{B}\mathbf{B}^T = m\mathbf{I}$ and $\mathbf{D}\mathbf{D}^T = n\mathbf{I}$ are decorrelation constraints, which enforce each bit independent. Then, the bits will be uncorrelated and the variance is maximized by removing the redundancy among the bits. It is observed that the loss value tends to be zero when the predicted preference is closer to the true preference. In the implicit recommendation scenario (i.e., the relevance between users and items is a binary variable), the recommendation task is transformed to the classification problem, and the Binary Cross Entropy (BCE) attracts more attention of researchers. Similar to the MSE loss, BCE loss estimates the probability

that one user likes one item by maximizing the likelihood [13], [14], [68], [75], [81], [82], [85], [86], [91]. Formally, given the dataset Ω , we are maximizing the following quantity:

$$P = \prod_{(u,i) \in \Omega} \hat{y}_{ui}^{y_{ui}} \cdot (1 - \hat{y}_{ui})^{1-y_{ui}}. \quad (15)$$

To maximize Eq.(15), we can turn it into a minimization problem by employing the negative log likelihood, and then we can obtain the BCE loss.

$$\begin{aligned}\mathcal{L} &= - \sum_{(u,i) \in \Omega} \left(y_{ui} \log(\hat{y}_{ui}) + (1 - y_{ui}) \log(1 - \hat{y}_{ui}) \right), \\ s.t., \mathbf{B} &\in \{-1, +1\}^{f \times m}, \mathbf{D} \in \{-1, +1\}^{f \times n}, \\ \mathbf{B}\mathbf{1} &= 0, \mathbf{D}\mathbf{1} = 0, \mathbf{B}\mathbf{B}^T = m\mathbf{I}, \mathbf{D}\mathbf{D}^T = n\mathbf{I}.\end{aligned}\quad (16)$$

Pros and cons of the pointwise HashRec. From the Eq.(14) and Eq.(16), we observe that both the MSE and BCE loss functions have a linear computational complexity with respect to the size of dataset $|\Omega|$, which is denoted as $\mathcal{O}(|\Omega|)$. It means that they are efficient, particularly in handling large-scale datasets where the number of user-item samples can be abundant. Nevertheless, both of them possess a notable deficiency that they do not consider the inter-dependency between items. Consequently, the position of an item in the final ranked list is invisible to the loss function. It indicates that the loss functions do not take into account how the ranking of one item relative to others might impact the overall performance or relevance of the ranking.

2) *The Pairwise HashRec*: Different from the pointwise HashRec methods, the pairwise HashRec methods do not focus on predicting the relevance between users and items accurately. Instead, pairwise HashRec methods cares about the relative order between two items. In this sense, it is closer to the concept of ‘‘ranking’’ than the pointwise approaches. Specifically, the pairwise methods aim to determine which item in a pair is preferred, whose goal is to minimize the number of disordered item pairs. When the preference of all the item pairs is correctly predicted, all the items will be put in the right order. In most cases, Bayesian Personalized Ranking (BPR) [95] is adopted as the learning objective of the pairwise HashRec methods [14], [54], [58], [63], [66], [67], [73], [78], [79], [84], [86], [92]. BPR is an elegant framework that harnesses the power of bayesian inference to model user preferences within a probabilistic framework, naturally accommodating the relative nature of pairwise comparisons. By framing the problem as one of maximizing the likelihood of observed preference orderings, BPR guides the pairwise HashRec methods towards constructing representations that are inherently tailored to ranking tasks, enhancing their effectiveness in accurately arranging items according to user preferences. Specifically, the learning objective is as follows:

$$\begin{aligned}\mathcal{L} &= \frac{1}{|\Omega_s|} \sum_{(u,i,j) \in \Omega_s} \text{In}\sigma(\hat{y}_{ui} - \hat{y}_{uj}), \\ s.t., \mathbf{B} &\in \{-1, +1\}^{f \times m}, \mathbf{D} \in \{-1, +1\}^{f \times n}, \\ \mathbf{B}\mathbf{1} &= 0, \mathbf{D}\mathbf{1} = 0, \mathbf{B}\mathbf{B}^T = m\mathbf{I}, \mathbf{D}\mathbf{D}^T = n\mathbf{I},\end{aligned}\quad (17)$$

where $\Omega_s := \{(u, i, j) | i \in I_u^+ \wedge j \in I_u^-\}$ and the semantics of $(u, i, j) \in \Omega_s$ is that user u is assumed to prefer item i over item j . I_u^+ and I_u^- represent the positive item set and negative item set of user u . And $\sigma(x) = 1/(1 + e^{-x})$ denotes the sigmoid function.

To tailor the learning objective to meet the requirements of one-stage optimization strategy (which will be detailed in Section III-B), some researchers [58], [73] rewrite the Eq.(17) into pairwise least square loss:

$$\begin{aligned} \mathcal{L} &= \frac{1}{|\Omega_s|} \sum_{(u, i, j) \in \Omega_s} (1 - (\hat{y}_{ui} - \hat{y}_{uj}))^2, \\ s.t., \mathbf{B} &\in \{-1, +1\}^{f \times m}, \mathbf{D} \in \{-1, +1\}^{f \times n}, \\ \mathbf{B}\mathbf{1} &= 0, \mathbf{D}\mathbf{1} = 0, \mathbf{B}\mathbf{B}^T = m\mathbf{I}, \mathbf{D}\mathbf{D}^T = n\mathbf{I}. \end{aligned} \quad (18)$$

It is noteworthy that the pairwise least square loss is consistent with AUC metric [96] and could lead to efficient and closed forms for updating latent factors without sampling in the Hamming space.

Pros and cons of the pairwise HashRec. By contrast, pairwise HashRec methods exhibit a closer alignment with the ultimate goal of RS than pointwise HashRec methods. Pairwise HashRec methods instead of simply suggesting items based on an absolute score or rating, they are designed to generate recommendation lists that are tailored to the target user's specific preferences by taking into account how the user might compare and contrast different options. Although the pairwise HashRec approaches have achieved good performance improvements, there are still two major problems. First, the losses in Eq.(17) and Eq.(18) only consider the relative order between two items, but the position of items in the final recommendation list can hardly derived. Additionally, the number of item pairs varies greatly among different users, where some users may have hundreds of item pairs while others may only have a few dozen, which makes it difficult to accurately assess the overall effectiveness of RS.

3) *The Listwise HashRec:* The listwise HashRec methods take the entire set of items associated with a user as the input and predict their labels. Existing listwise HashRec methods can be categorized into two types by identifying whether the learning objective is directly related to the evaluation metric. The first type is measure-specific, which is explicitly related to the evaluation metric (e.g., the differentiable approximation of evaluation metric) [80], [88]. And the other is non-measure-specific, which is not explicitly related to the evaluation measure [76]. Next, we will introduce both in detail.

Measure-Specific Listwise HashRec. In the measure-specific listwise HashRec methods, the learning objective is generally the differentiable approximation of the evaluation metric. According to the results on web search [97] and text retrieval [98], when targeting at less informative metrics such as Precision and Recall, optimizing more informative metrics, like Normalized Discounted Cumulative Gain (NDCG) or Average Precision (AP), can perform even better than optimizing the less informative metric themselves [99]. Therefore, let's take NDCG as an example. Formally, given the ground truth list $\mathbf{y}_u = [y_{u1}, y_{u2}, \dots, y_{un}]$ and predicted list $\hat{\mathbf{y}}_u = [\hat{y}_{u1}, \hat{y}_{u2}, \dots, \hat{y}_{un}]$ of user u . And we define π^u as a

permutation over $\hat{\mathbf{y}}_u$, which records the indices of elements sorted in descending order. To represent the ranking list of \mathbf{y}_u determined by π^u , let's further define a permutation matrix $\mathbf{Z}^u \in \{0, 1\}^{n \times n}$ associated with π^u :

$$Z_{ij}^u = \begin{cases} 1, & j = \pi_i^u \\ 0, & otherwise. \end{cases} \quad (19)$$

Based on \mathbf{Z}^u , the specific ranking list of \mathbf{y}_u is defined by $\mathbf{Z}^u \mathbf{y}_u$. Then, the NDCG@K for user u can be formulated as:

$$\begin{aligned} NDCG@K &= \frac{DCG@K(\mathbf{y}_u, \mathbf{Z}^u)}{DCG@K(\mathbf{y}_u, \mathbf{Z}^*)}, \\ &= \sum_{k=1}^K \frac{\mathbf{Z}_k^u (E_2(\mathbf{y}_u - \mathbf{1}))}{\log_2(k+1) DCG@K(\mathbf{y}_u, \mathbf{Z}^*)}, \end{aligned} \quad (20)$$

where \mathbf{Z}^* is an ideal permutation matrix over \mathbf{y}_u , $E_2(\mathbf{y}_u) \triangleq [2^{y_{u1}}, 2^{y_{u2}}, \dots, 2^{y_{un}}]^T$ and $\mathbf{1}$ is an all-one vector with length of n . Due to the existence of \mathbf{Z}^u , Eq.(20) is non-differentiable. Inspired by [100], some researchers [80], [88] replace $\mathbf{Z}^u \in \{0, 1\}^{n \times n}$ with its soften version $\tilde{\mathbf{Z}}^u \in [0, 1]^{n \times n}$ to smooth the Eq.(20). Concretely, the k -th row of $\tilde{\mathbf{Z}}^u$ is defined as:

$$\tilde{\mathbf{Z}}_k^u = \text{softmax}[\tau^{-1}((|\mathcal{I}_u| + 1 - 2k)\hat{\mathbf{y}}^u - \mathbf{A}^u \mathbf{1})], \quad (21)$$

where $\tau > 0$ is a temperature parameter controlling the degree of approximation, and \mathbf{A}^u is a matrix whose elements are defined as $A_{ij}^u = \text{abs}(\hat{y}_{ui} - \hat{y}_{uj})$, where $\text{abs}(\cdot)$ denotes the absolute value of an inputted number. According to the Eq.(21), the learning objective is formulated as:

$$\begin{aligned} \mathcal{L} &= 1 - \sum_{u=1}^m \sum_{k=1}^K \frac{\tilde{\mathbf{Z}}_k^u (E_2(\mathbf{y}_u) - \mathbf{1})}{\log_2(k+1) DCG@K(\mathbf{y}_u, \mathbf{Z}^*)}, \\ s.t., \mathbf{B} &\in \{-1, +1\}^{f \times m}, \mathbf{D} \in \{-1, +1\}^{f \times n}, \\ \mathbf{B}\mathbf{1} &= 0, \mathbf{D}\mathbf{1} = 0, \mathbf{B}\mathbf{B}^T = m\mathbf{I}, \mathbf{D}\mathbf{D}^T = n\mathbf{I}. \end{aligned} \quad (22)$$

Specifically, the proximity between the learning objective and the original evaluation metric is guaranteed by [80], [88], thereby offering a robust foundation for the approximation. Other evaluation metrics can be transformed into learning objectives in the same way, so we do not repeat them here.

Non-Measure-Specific Listwise HashRec. In the non-measure-specific listwise HashRec methods, PlackettLuce model [101], [102] is a widely used permutation probability model, which represents each user as a probability distribution over permutations of relevant items. Formally, let π^u denote a particular permutation of the n items of user u , which is a random variable and takes values from the set of all possible permutations. π_1^u denotes the item with the highest relevance, and π_n^u is the lowest ranked. Then, the probability of generating the ranking permutation matrix $\pi = [\pi^1, \pi^2, \dots, \pi^m]^T \in \mathbb{Z}^{m \times n}$ can be formulated as:

$$P(\pi | \mathbf{B}, \mathbf{D}) = \prod_{u=1}^m \prod_{i=1}^n \frac{e^{\phi(\mathbf{b}_u^T \mathbf{d}_{\pi_i^u})}}{\sum_{l=j}^n e^{\phi(\mathbf{b}_u^T \mathbf{d}_{\pi_l^u})}}, \quad (23)$$

where $\phi(\cdot)$ is an increasing and strictly positive function. It is noteworthy that the rating data may include many items with the same ratings for each user in the explicit scenarios, which makes the permutations that coincides with the rating. To

TABLE III
ILLUSTRATION OF POINTWISE, PAIRWISE AND LISTWISE HASHREC METHODS, WHERE i AND j DENOTE THE POSITIVE AND NEGATIVE ITEM OF USER u , RESPECTIVELY.

Methods	Training Samples	Advantages	Challenges	Related Work
Pointwise HashRec	(u, i, y_{ui})	Easy-to-deploy	Ignoring the inter-dependency between items	[54], [55], [56], [11], [12], [59], [60], [13], [61], [62], [64], [65], [69], [70], [71], [72], [74], [75], [77], [81], [82], [87], [91], [68], [89], [83], [57], [85], [90]
Pairwise HashRec	(u, i, j)	Capturing the relative order between two items	Ignoring the items' ranking position & Higher computational cost	[54], [58], [63], [66], [67], [92], [14], [73], [78], [79], [86], [84]
Listwise HashRec	(u, i_1, \dots, i_n)	Matching the ultimate goal of RS	Heavy computational cost	[76], [80], [88]

address this limitation, Wu et al. adopt the stochastic queuing process to shuffle the ordering of observed items with the same ratings [102]. Specifically, let $S(\Omega, \mathbf{Y})$ denote the set of valid permutations. Then, the probability of generating the observed ratings \mathbf{Y} can be formulated as:

$$\begin{aligned}
 P(\mathbf{Y}|\mathbf{B}, \mathbf{D}) &= \sum_{\pi \in S(\Omega, \mathbf{Y})} P(\pi|\mathbf{B}, \mathbf{D}), \\
 &= \sum_{\pi \in S(\Omega, \mathbf{Y})} \prod_{u=1}^m P_u(\pi_u, \mathbf{b}_u, \mathbf{D}), \\
 &= \sum_{\pi \in S(\Omega, \mathbf{Y})} \prod_{u=1}^m \prod_{i=1}^{n_u} \frac{e^{\phi(\mathbf{b}_u^T \mathbf{d}_{\pi_i^u})}}{\sum_{l=j}^{n_u} e^{\phi(\mathbf{b}_u^T \mathbf{d}_{\pi_l^u})}}, \quad (24)
 \end{aligned}$$

where n_u denotes the number of interacted items for user u . Based on Eq.(24), the learning objective is as follows:

$$\begin{aligned}
 \mathcal{L} &= -\log \sum_{\pi \in S(\Omega, \mathbf{Y})} P(\pi|\mathbf{B}, \mathbf{D}), \\
 s.t., \mathbf{B} &\in \{-1, +1\}^{f \times m}, \mathbf{D} \in \{-1, +1\}^{f \times n}, \\
 \mathbf{B}\mathbf{1} &= 0, \mathbf{D}\mathbf{1} = 0, \mathbf{B}\mathbf{B}^T = m\mathbf{I}, \mathbf{D}\mathbf{D}^T = n\mathbf{I}. \quad (25)
 \end{aligned}$$

Pros and cons of the listwise HashRec. Since the learning objective of listwise HashRec methods is inherently more aligned with the ultimate goal of ranking tasks compared with their pointwise and pairwise counterparts by considering the entire list as the input rather than an individual item or pairs, listwise HashRec methods demonstrate a superior capability in capturing the complex interactions and dependencies among items within a ranking list and achieve better performance. However, despite the advantages in terms of recommendation accuracy, listwise HashRec methods often face a higher computational complexity compared to pointwise and pairwise approaches. This is primarily due to the fact that they need to evaluate and optimize the entire ranking list during training stage, which can involve time-consuming sort operations. As a result, the time and computational resources required for

training can be significantly greater, especially for large-scale datasets.

4) *Summary:* In this section, we divide existing HashRec methods into three types: pointwise, pairwise, and listwise, based on the paradigm of LTR. In particular, the comprehensive examination of their points of training samples, advantages, challenges, and related work is summarized in Table III. Although pointwise and pairwise HashRec methods are easy to deploy and possess lower computational complexity, they all ignore the crucial role of items' ranking position during the training phase. This overlook deviates from the ultimate goal of RS, which is to generate a personalized recommendation list to the target user. To be consistent with the goal of RS, the listwise HashRec methods are proposed. Concretely, listwise HashRec methods are designed to capture the intricate relationships among items within the recommendation list to bridge the gap between learning objectives and evaluation metrics. However, this method faces challenging training efficiency problem due to the calculation of sorting operation in the training stage. Hence, there is a necessity for a highly effective and efficient learning objective.

B. Optimization Strategy

In this subsection, we give a categorization of existing works with respect to the optimization strategy. According to the optimization strategy, existing methods can be divided into three types: (i) the two-stage HashRec methods, (ii) the one-stage HashRec methods, and (iii) the proximal one-stage HashRec methods. In brief, the two-stage HashRec methods contain two important steps: relaxation and quantization. The one-stage HashRec methods directly solve the discrete optimization problem. And the proximal one-stage HashRec methods first relax the discrete constraints, and then obtain discrete optimal solutions by an asymptotic strategy. The comparison among three optimization strategies is shown in Fig. 7.

1) *The Two-stage HashRec:* The two-stage HashRec methods are simple and easy to deploy, which contains two

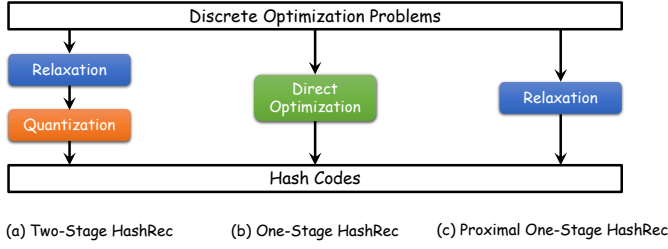


Fig. 7. Illustration of three optimization strategies. In order to compare the three optimization strategies clearly, we incorporate the optimization process into ‘relaxation’.

important steps: relaxation and quantization. Depending on the stage of the relaxation operation, existing two-stage HashRec methods can be categorized into forward approximation and backward approximation. The forward approximation methods aim to relax the non-differentiable $\text{sgn}(\cdot)$ function induced by the discrete constraints in the forward propagation process, and the backward approximation methods achieve this goal in the backward propagation process. Therefore, the two-stage optimization strategy is not limited by the learning objective, offering a versatile and flexible approach to the discrete optimization problem. Then, we will introduce the two methods in detail.

Forward Approximation. The early studies usually learn real-valued latent features via gradient-descend methods [103] for users and items by discarding the discrete constraints, and then perform quantization, like median quantization, on real-valued users’ and items’ representations to get hash codes. Specifically, the algorithmic framework of forward approximation is given in Algorithm 1. Let’s take Eq.(14) as an example, the relaxed optimization problem is formulated as:

$$\tilde{\mathcal{L}} = \frac{1}{|\Omega|} \sum_{(u,i) \in \Omega} (y_{ui} - \mathbf{p}_u^T \mathbf{q}_i)^2. \quad (26)$$

Given the relaxed optimization problem, the update rule with respect to \mathbf{p}_u and \mathbf{q}_i can be expressed as follows:

$$\mathbf{p}_u \leftarrow \mathbf{p}_u - lr \cdot \frac{\partial \tilde{\mathcal{L}}}{\partial \mathbf{p}_u}, \quad (27)$$

$$\mathbf{q}_i \leftarrow \mathbf{q}_i - lr \cdot \frac{\partial \tilde{\mathcal{L}}}{\partial \mathbf{q}_i}, \quad (28)$$

where lr is the learning rate. After solving the relaxed optimization problem, we can obtain real-valued representations of users and items, i.e., $\mathbf{P} = [\mathbf{p}_1, \mathbf{p}_2, \dots, \mathbf{p}_m]^T$ and $\mathbf{Q} = [\mathbf{q}_1, \mathbf{q}_2, \dots, \mathbf{q}_n]^T$. Then, we can obtain hash codes by conducting quantization on the real-valued representations. A straightforward method is median quantization, which is formulated as:

$$b_{uk} = \begin{cases} 1, & p_{uk} > \text{median}(p_{uk} : u \in \mathcal{U}) \\ -1, & \text{otherwise.} \end{cases} \quad (29)$$

and

$$d_{ik} = \begin{cases} 1, & q_{ik} > \text{median}(q_{ik} : i \in \mathcal{I}) \\ -1, & \text{otherwise.} \end{cases} \quad (30)$$

where b_{uk} (d_{ik}) and p_{uk} (q_{ik}) denote the k -th bit/dimension of hash code and representation of user u (item i).

Algorithm 1: Two-stage HashRec: Forward Approximation

```

1 Relax  $\mathbf{B}$  and  $\mathbf{D}$  into  $\mathbf{P}$  and  $\mathbf{Q}$ ;
2 repeat
3   Optimize learning objective regarding  $\mathbf{P}$  and  $\mathbf{Q}$  via
   gradient-descend methods;
4 until converge;
5 Conduct quantization operation on  $\mathbf{P}$  and  $\mathbf{Q}$ ;
6 return  $\mathbf{B}, \mathbf{D}$ 

```

While the early methods effectively tackle the challenging discrete optimization problem, the optimization strategy unfortunately incurs substantial quantization loss, which detrimentally impacts the overall recommendation quality. To mitigate this issue, some researchers [63], [79], [91] propose to map the range of real-valued representations into a tighter interval of $[-1, 1]$ via the $\tanh(\cdot)$ function. Then, the learning objective is as follows:

$$\tilde{\mathcal{L}} = \frac{1}{|\Omega|} \sum_{(u,i) \in \Omega} (y_{ui} - \tanh(\beta \mathbf{p}_u)^T \tanh(\beta \mathbf{q}_i))^2, \quad (31)$$

where β is a temperature coefficient, which controls the approximation between $\text{sgn}(\mathbf{x})$ and $\tanh(\beta \mathbf{x})$. And the larger β is, the more similar they are.

Backward Approximation. Although the quantization loss is reduced largely, the quantization stage in the forward approximation methods is independent of the training stage. To this end, some researchers [14], [74], [78], [81], [86] propose an end-to-end discrete representation learning framework that can optimize over both real-valued representations and hash codes, whose algorithmic framework is summarized in Algorithm 2. Specifically, it contains a hash layer ($\text{sgn}(\cdot)$ function) to generate hash codes for users and items in the forward propagation. However, the gradient of $\text{sgn}(\cdot)$ is zero for all nonzero values, which makes standard back-propagation infeasible. To address the challenging problem, a novel discrete optimization strategy based on Straight Through Estimator (STE) [104], [105] is adapted, whose core idea is copying the modified gradients directly to corresponding real-valued variables. The

Algorithm 2: Two-stage HashRec: Backward Approximation

```

1 Initialize  $\mathbf{P}$  and  $\mathbf{Q}$ ;
2 repeat
3   // Forward
4   Conduct quantization operation on  $\mathbf{P}$  and  $\mathbf{Q}$  to
   obtain  $\mathbf{B}$  and  $\mathbf{D}$ ;
5   Calculate loss value regarding  $\mathbf{B}$  and  $\mathbf{D}$ ;
6   // Backward
7   Optimize  $\mathbf{P}$  and  $\mathbf{Q}$  via gradient estimation;
8 until converge;
9 Conduct quantization operation on  $\mathbf{P}$  and  $\mathbf{Q}$ ;
10 return  $\mathbf{B}, \mathbf{D}$ 

```

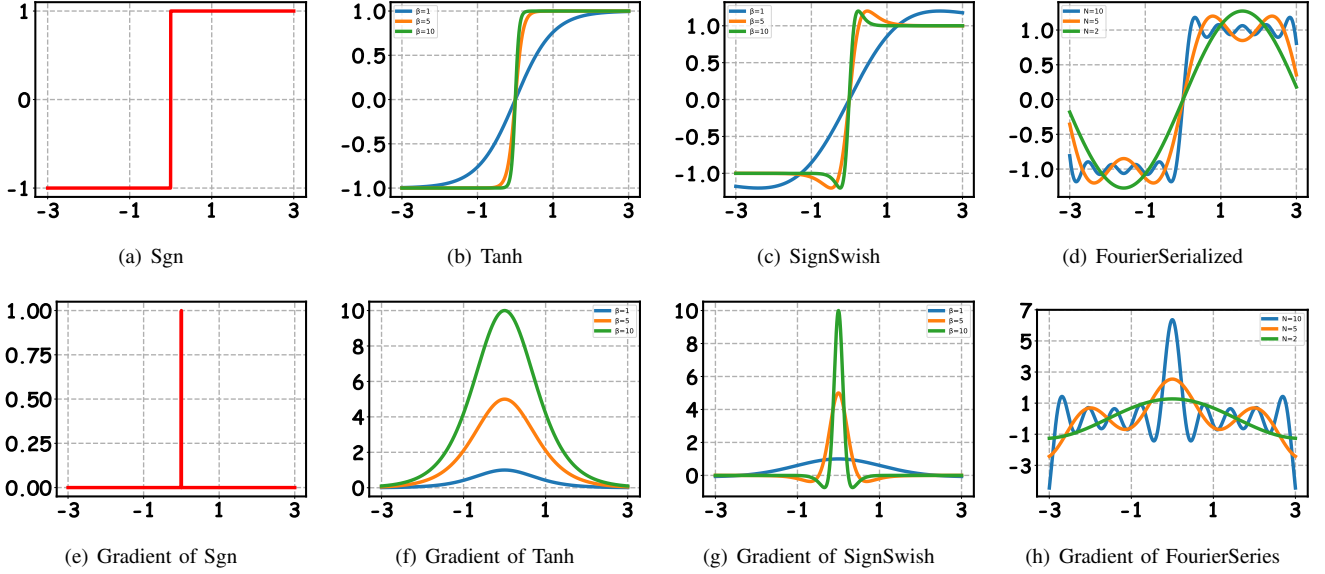


Fig. 8. Illustrations of $\text{sgn}(\cdot)$ function with three approximate functions and their derivatives.

alternative gradients that are widely used are as follows:

Tanh-like Gradient Estimation [106], [107]:

$$\frac{\partial \text{sgn}(x)}{\partial x} \approx \frac{\partial \tanh(\beta x)}{\partial x}, \quad (32)$$

SignSwish-like Gradient Estimation [108]:

$$\frac{\partial \text{sgn}(x)}{\partial x} \approx \frac{\partial 2\sigma(\beta x)(1 + \beta x(1 - \sigma(\beta x))) - 1}{\partial x}, \quad (33)$$

Fourier Serialized Gradient Estimation [109]:

$$\frac{\partial \text{sgn}(x)}{\partial x} \approx \frac{\partial \frac{4}{\pi} \sum_{i=1,3,5}^N \frac{1}{i} \sin(\frac{\pi i x}{H})}{\partial x}, \quad (34)$$

where $\sigma(\cdot)$ is the sigmoid function, and H is the length of the periodical square wave function, and N is the number of terms. Intuitively, we present their original functions alongside their gradient functions, as depicted in Fig. 8. From the figure, it is obvious that such an approach avoids the non-differentiability of $\text{sgn}(\cdot)$ function, and combines the optimization stage and quantization stage, which achieves better performance.

Pros and cons of the two-stage HashRec. As described in detail above, the two-stage optimization strategy can be seamlessly integrated into existing learning objectives with remarkable flexibility. However, despite its widespread applicability, the quantization loss between real-valued representations and corresponding hash codes is difficult to control. The quantization loss poses a significant dilemma in achieving optimal recommendation performance. Therefore, how to minimizing the quantization loss becomes a crucial aspect of implementing the two-stage optimization strategy.

2) *The One-stage HashRec:* The one-stage optimization strategy directly tackles the challenging discrete optimization problem, which avoids the large quantization loss induced by the two-stage methods. According to the solution method, existing one-stage method can be divided into Discrete Coordinate Descend (DCD)-style [110] and Augmented Lagrangian Multiplier (ALM)-style [111], [112]. And the algorithmic

Algorithm 3: One-stage HashRec

```

1 Initialize  $\mathbf{B}$  and  $\mathbf{D}$ ;
2 repeat
3   Optimize learning objective regarding  $\mathbf{B}$  and  $\mathbf{D}$  via
   DCD/ALM methods;
4 until converge;
5 return  $\mathbf{B}, \mathbf{D}$ 

```

framework of the two methods is summarized in Algorithm 3. Then, we will elaborate them in detail by taking MSE loss (i.e., Eq.(14)) as an example.

DCD-Style. The core idea of DCD is to update hash codes bit by bit. Since the optimization problem in Eq.(14) contains the balance and decorrelation constraints causing the optimization problem infeasible, we first soften the two constraints. Let us introduce two auxiliary real-valued variables $\mathbf{X} \in \mathcal{B}$ and $\mathbf{Y} \in \mathcal{D}$, where $\mathcal{B} = \{\mathbf{X} \in \mathbb{R}^{f \times m} | \mathbf{X}\mathbf{1} = 0, \mathbf{X}\mathbf{X}^T = m\mathbf{I}\}$ and $\mathcal{D} = \{\mathbf{H} \in \mathbb{R}^{f \times n} | \mathbf{H}\mathbf{1} = 0, \mathbf{H}\mathbf{H}^T = n\mathbf{I}\}$. Then, the balanced and decorrelated constraints can be softened by $d(\mathbf{B}, \mathcal{B}) = \min_{\mathbf{X} \in \mathcal{B}} \|\mathbf{B} - \mathbf{X}\|_F$ and $d(\mathbf{D}, \mathcal{D}) = \min_{\mathbf{H} \in \mathcal{D}} \|\mathbf{D} - \mathbf{H}\|_F$, respectively. Therefore, the optimization problem in Eq.(14) is formulated as:

$$\begin{aligned}
\mathcal{L} &= \frac{1}{|\Omega|} \sum_{(u,i) \in \Omega} (y_{ui} - \frac{1}{2} - \frac{1}{2f} \mathbf{b}_u^T \mathbf{d}_i)^2 \\
&\quad + \alpha d^2(\mathbf{B}, \mathcal{B}) + \beta d^2(\mathbf{D}, \mathcal{D}), \\
&= \frac{1}{|\Omega|} \sum_{(u,i) \in \Omega} (y_{ui} - \frac{1}{2} - \frac{1}{2f} \mathbf{b}_u^T \mathbf{d}_i)^2 \\
&\quad - 2\alpha \text{tr}(\mathbf{B}^T \mathbf{X}) - 2\beta \text{tr}(\mathbf{D}^T \mathbf{H}), \\
&\text{s.t.}, \mathbf{B} \in \{-1, +1\}^{f \times m}, \mathbf{D} \in \{-1, +1\}^{f \times n}, \\
&\quad \mathbf{X}\mathbf{1} = 0, \mathbf{H}\mathbf{1} = 0, \mathbf{X}\mathbf{X}^T = m\mathbf{I}, \mathbf{H}\mathbf{H}^T = n\mathbf{I}, \quad (35)
\end{aligned}$$

where $\alpha > 0$ and $\beta > 0$ are tuning parameters. Then, the \mathbf{B} and \mathbf{D} can be updated by parallel discrete optimization.

\mathbf{X} and \mathbf{H} can be updated by small-scale Singular Value Decomposition (SVD) [113]. Since the solution of non-binary variable (i.e., \mathbf{X} and \mathbf{H}) is not the focus of this paper, so we omit them here. For more detail, please refer to [11].

For \mathbf{B} subproblem, we can update \mathbf{B} by updating \mathbf{b}_u in parallel since the learning objective in Eq.(35) is based on summing over independent users:

$$\min_{\mathbf{b}_u} \sum_{i \in \Omega_u} \frac{1}{4f^2} (\mathbf{d}_i^T \mathbf{b}_u)^2 - \frac{1}{f} (y_{ui} - \frac{1}{2}) \mathbf{d}_i^T \mathbf{b}_u - 2\alpha \mathbf{x}_u^T \mathbf{b}_u, \quad (36)$$

$$s.t., \mathbf{b}_u \in \{\pm 1\}^f.$$

Due to the discrete constraints, the problem in Eq.(36) is generally NP-hard. Then, the DCD optimization algorithm is adapted to update \mathbf{b}_u bit-by-bit [110]. Denote $\mathbf{b}_u = [b_{uk}, \mathbf{b}_{u\bar{k}}]$ and $\mathbf{d}_i = [d_{ik}, \mathbf{d}_{i\bar{k}}]$, where b_{uk} and d_{ik} represent the k -th bit of \mathbf{b}_u and \mathbf{d}_i respectively. $\mathbf{b}_{u\bar{k}}$ and $\mathbf{d}_{i\bar{k}}$ are the rest hash codes excluding b_{uk} and d_{ik} respectively. The quadratic term in Eq.(36) w.r.t b_{uk} can be written as:

$$\begin{aligned} \sum_{i \in \Omega_u} \frac{1}{4f^2} (\mathbf{d}_i^T \mathbf{b}_u)^2 &= \frac{1}{4f^2} \sum_{i \in \Omega_u} ([d_{ik}, \mathbf{d}_{i\bar{k}}]^T [b_{uk}, \mathbf{b}_{u\bar{k}}])^2 \\ &= \frac{1}{4f^2} \sum_{i \in \Omega_u} (d_{ik} b_{uk} + \mathbf{d}_{i\bar{k}}^T \mathbf{b}_{u\bar{k}})^2 \\ &= \frac{1}{4f^2} \sum_{i \in \Omega_u} [(d_{ik} b_{uk})^2 + (\mathbf{d}_{i\bar{k}}^T \mathbf{b}_{u\bar{k}})^2 + 2b_{uk} \mathbf{d}_{i\bar{k}}^T \mathbf{b}_{u\bar{k}} d_{ik}] \\ &= \underbrace{\frac{1}{4f^2} \sum_{i \in \Omega_u} [(d_{ik} b_{uk})^2 + (\mathbf{d}_{i\bar{k}}^T \mathbf{b}_{u\bar{k}})^2]}_{\text{constant}} + \frac{1}{2f^2} \sum_{i \in \Omega_u} b_{uk} \mathbf{d}_{i\bar{k}}^T \mathbf{b}_{u\bar{k}} d_{ik}. \end{aligned} \quad (37)$$

It can be observed that the term $(d_{ik} b_{uk})^2$ is a constant (i.e., 1) since $d_{ik} \in \{-1, 1\}$ and $b_{uk} \in \{-1, 1\}$. Besides, the term $(\mathbf{d}_{i\bar{k}}^T \mathbf{b}_{u\bar{k}})^2$ can also be ignored since it does not contain the variable b_{uk} . And the rest terms w.r.t. b_{uk} can be written as:

$$\begin{aligned} \sum_{i \in \Omega_u} \frac{1}{f} (y_{ui} - \frac{1}{2}) \mathbf{d}_i^T \mathbf{b}_u + 2\alpha \mathbf{x}_u^T \mathbf{b}_u \\ = \sum_{i \in \Omega_u} \frac{1}{f} (y_{ui} - \frac{1}{2}) b_{uk} d_{ik} + 2\alpha b_{uk} x_{uk}. \end{aligned} \quad (38)$$

By combining Eq.(37) and Eq.(38) and omitting the constant terms, we can get a bit-wise minimization problem:

$$\begin{aligned} \min_{b_{uk}} \hat{b}_{uk} b_{uk}, \\ s.t. \quad b_{uk} \in \{\pm 1\} \end{aligned} \quad (39)$$

where

$$\begin{aligned} \hat{b}_{uk} &= \sum_{i \in \Omega_u} \frac{1}{f} (y_{ui} - \frac{1}{2} - \frac{1}{2f} \mathbf{d}_{i\bar{k}}^T \mathbf{b}_{u\bar{k}}) d_{ik} + 2\alpha x_{uk} \\ &= \sum_{i \in \Omega_u} \frac{1}{f} (y_{ui} - \frac{1}{2} - \frac{1}{2f} \mathbf{d}_i^T \mathbf{b}_u) d_{ik} + \frac{1}{2f^2} b_{uk} + 2\alpha x_{uk}. \end{aligned} \quad (40)$$

From the Eq.(40), it is obviously that the optimal of b_{uk} is equal to $\text{sgn}(\hat{b}_{uk})$. Therefore, the update rule of b_{uk} is as follows:

$$b_{uk} = \text{sgn}(K(\hat{b}_{uk}, b_{uk})), \quad (41)$$

where $K(\hat{b}_{uk}, b_{uk})$ is a function that $K(\hat{b}_{uk}, b_{uk}) = \hat{b}_{uk}$ if $\hat{b}_{uk} \neq 0$ and $K(\hat{b}_{uk}, b_{uk}) = b_{uk}$ otherwise.

For \mathbf{D} subproblem, which is similar with \mathbf{B} subproblem, we can update \mathbf{D} by updating \mathbf{d}_i in parallel according to:

$$\begin{aligned} \min_{\mathbf{d}_i} \sum_{u \in \Omega_i} \frac{1}{4f^2} (\mathbf{b}_u^T \mathbf{d}_i)^2 - \frac{1}{f} (y_{ui} - \frac{1}{2}) \mathbf{b}_u^T \mathbf{d}_i - 2\beta \mathbf{h}_i^T \mathbf{d}_i, \\ s.t. \quad \mathbf{d}_i \in \{\pm 1\}^f. \end{aligned} \quad (42)$$

Denote d_{ik} as the k -th bit of \mathbf{d}_i and $\mathbf{d}_{i\bar{k}}$ as the rest hash codes excluding d_{ik} , the update rule for d_{ik} is as follows:

$$d_{ik} = \text{sgn}(K(\hat{d}_{ik}, d_{ik})), \quad (43)$$

where

$$\begin{aligned} \hat{d}_{ik} &= \sum_{u \in \Omega_i} \frac{1}{f} (y_{ui} - \frac{1}{2} - \frac{1}{2f} \mathbf{b}_{u\bar{k}}^T \mathbf{d}_{i\bar{k}}) b_{uk} + 2\beta h_{ik} \\ &= \sum_{u \in \Omega_i} \frac{1}{f} (y_{ui} - \frac{1}{2} - \frac{1}{2f} \mathbf{b}_u^T \mathbf{d}_i) b_{uk} + \frac{1}{2f^2} d_{ik} + 2\beta h_{ik}. \end{aligned} \quad (44)$$

The detailed derivation is similar to the \mathbf{B} subproblem, so we are missing it here.

ALM-Style. Although DCD-style optimization algorithm alleviates the quantization loss problem caused by the two-stage optimization strategy, it learns hash codes bit-by-bit, which is still time-consuming. To this end, Xu et al. [71] propose to directly learn the discrete hash codes with fast optimization with the help of ALM. According to [71], we convert the problem in Eq.(14) into the matrix form and omit the balanced and decorrelation constraints:

$$\begin{aligned} \mathcal{L} &= \|\mathbf{Y} - \frac{1}{2} - \frac{1}{2f} \mathbf{B}^T \mathbf{D}\|_F^2, \\ s.t., \mathbf{B} &\in \{-1, +1\}^{f \times m}, \mathbf{D} \in \{-1, +1\}^{f \times n}. \end{aligned} \quad (45)$$

Then, we can calculate the derivative of learning objectives with respect to \mathbf{B} and \mathbf{D} respectively, and set them to zero, then the closed solutions of \mathbf{B} and \mathbf{D} can be obtained:

$$\mathbf{B} = \text{sgn}\left(f \cdot (\mathbf{D}^T)^{-1} (2\mathbf{Y}^T - 1)\right), \quad (46)$$

$$\mathbf{D} = \text{sgn}\left(f \cdot (\mathbf{B}^T)^{-1} (2\mathbf{Y} - 1)\right). \quad (47)$$

Pros and cons of the one-stage HashRec. Compared with the two-stage optimization strategy, the one-stage optimization strategy achieves lower quantization loss by directly optimizing the challenging discrete optimization problem. Therefore, the one-stage optimization strategy can obtain hash codes with higher quality and better recommendation performance. Despite the effectiveness of solving discrete optimization, the applicability of the one-stage optimization strategy is limited by the learning objective. According to [11], the DCD-style algorithm can only solve the BQP problem and it is helpless for non-BQP problem. Moreover, the training efficiency is low since it is a bit-wise update strategy. Besides, although ALM-style optimization algorithm can speed up the training efficiency significantly, its computational burden is higher since the solutions include matrix inverse calculation.

3) *The Proximal One-stage HashRec*: The proximal one-stage was first proposed in [80], [88], which not only reduced the quantization loss, but also can solve a variety of learning objectives. The core idea is first getting the relaxed problem and then transforming the original problem into a concave function gradually, whose algorithmic framework is given in Algorithm 4. The purpose of solving the problem in a gradual way is that the global optimal solution of a concave problem is essentially a combinatorial problem [114]. Based on the theorem that the optimal solution to a concave problem is located at the boundary of a concave set, the proximal one-stage algorithm can obtain discrete solution in the continuous vector space directly. It is noteworthy that the starting point is important to the concave problem. In general, it is preferable to find a ‘good’ local optimal solution. Since the proximal one-stage optimization strategy can be adapted to most learning objectives, we generalize the learning objective as \mathcal{L} without the detailed formulation. Specifically, we omit the balanced and decorrelated constraints since they are not our focus. Therefore, we simplify the learning objective as follows:

$$\begin{aligned} & \min_{\mathbf{B}, \mathbf{D}} \mathcal{L}(\mathbf{B}, \mathbf{D}), \\ & s.t., \mathbf{B} \in \{-1, +1\}^{f \times m}, \mathbf{D} \in \{-1, +1\}^{f \times n}. \end{aligned} \quad (48)$$

Then, the \mathbf{B} and \mathbf{D} subproblems can be alternatively solved. Specifically, for \mathbf{B} subproblem, the optimization problem with fixed \mathbf{D} is as follows:

$$\begin{aligned} & \min_{\mathbf{B}} \mathcal{L}(\mathbf{B}), \\ & s.t., \mathbf{B} \in \{-1, +1\}^{f \times m}. \end{aligned} \quad (49)$$

To solve the problem in Eq.(49), Graduated NonConvexity and Concavity Procedure (GNCCP) [115] is introduced, whose core idea is to construct an approximation of the concave problem, starting from a convex problem whose optimal solution can serve as the starting point of the concave problem. Concretely, the problem in Eq.(49) can be transformed as:

$$\begin{aligned} \arg \min_{\mathbf{B}} \mathcal{L}_{\zeta}(\mathbf{B}) &= \begin{cases} (1 - \zeta)\mathcal{L}(\mathbf{B}) + \zeta \text{tr}(\mathbf{B}^T \mathbf{B}), 1 \geq \zeta \geq 0 \\ (1 + \zeta)\mathcal{L}(\mathbf{B}) + \zeta \text{tr}(\mathbf{B}^T \mathbf{B}), 0 \geq \zeta \geq -1 \end{cases} \\ s.t. \mathbf{B} &\in [-1, 1]^{f \times m}, \end{aligned} \quad (50)$$

where ζ gradually decreases from 1 to -1 at the descent interval d , implying that $\mathcal{L}_{\zeta}(\mathbf{B})$ gradually becomes from convex ($\mathcal{L}_1(\mathbf{B}) = \text{tr}(\mathbf{B}^T \mathbf{B})$) to non-convex-concave ($\mathcal{L}_0(\mathbf{B}) = \mathcal{L}(\mathbf{B})$), and finally to concave ($\mathcal{L}_{-1}(\mathbf{B}) = -\text{tr}(\mathbf{B}^T \mathbf{B})$). For each currently fixed ζ , $\mathcal{L}_{\zeta}(\mathbf{B})$ can be minimized by Frank-Wolfe algorithm [116], using the optimal solution of $\mathcal{L}_{\zeta+d}(\mathbf{B})$ as starting point. When $\zeta = 1$, the starting point is randomly given. Repeating this iterative process, the path of solutions $\{\mathbf{B}_{\zeta}^*\}$ can be generated where \mathbf{B}_{ζ}^* is the optimal solution of $\mathcal{L}_{\zeta}(\mathbf{B})$ for each $\zeta \in [-1, 1]$. Finally, $\mathbf{B}_{\zeta^*}^* \in \{-1, 1\}^{f \times m}$ is the approximate solution of Eq.(49), where ζ^* makes the objective function in Eq.(49) become concave. Specifically, the optimal solution $\mathbf{B}_{\zeta^*}^*$ to Eq.(50) is approximately the same as the optimal solution \mathbf{B}^* to Eq.(48), which is guaranteed by [80].

Algorithm 4: Proximal One-stage HashRec

```

1 Relax  $\mathbf{B}$  and  $\mathbf{D}$  into  $\mathbf{P}$  and  $\mathbf{Q}$ ;
2 repeat
3   | Optimize learning objective regarding  $\mathbf{P}$  and  $\mathbf{Q}$  via
   | GNCCP method;
4 until converge;
5 return  $\mathbf{B}, \mathbf{D}$ 

```

For the \mathbf{D} subproblem, which is similar with \mathbf{B} subproblem, the optimization problem is as follows:

$$\begin{aligned} & \min_{\mathbf{D}} \mathcal{L}(\mathbf{D}), \\ & s.t., \mathbf{D} \in \{-1, +1\}^{f \times n}. \end{aligned} \quad (51)$$

The detailed optimization procedure is similar to that of \mathbf{B} subproblem, so we are missing it here. For more details, please refer to [80], [88].

Pros and cons of the proximal one-stage HashRec. Compared with the one-stage optimization strategy, the proximal one-stage optimization strategy can be applied to solve most learning objectives while the one-stage optimization strategy can only solve the BQP problems. In addition, the proximal one-stage optimization strategy can obtain hash codes directly in the continuous vector space without any extra quantization operation, which reduces the quantization loss dramatically and achieves better performance compared with the two-stage optimization strategy. However, the training efficiency is heavily influenced by the descent interval. Concretely, the small descend interval will lead to lower training efficiency while generating subtle optimization path, and the large descend interval corresponds to higher training efficiency and coarse optimization path. Therefore, how to improve the efficiency of the proximal one-stage optimization strategy ensuring the effectiveness is an important research direction.

4) *Summary*: In this section, we divide existing HashRec methods into three types: two-stage HashRec, one-stage HashRec, and proximal one-stage HashRec, according to the optimization strategy. Specifically, the comprehensive examination of their points of basic idea, advantages, challenges, and related work is summarized in Table IV. In essence, the two-stage optimization strategy is easy to deploy, and is not limited by the learning objective. However, it incurs higher quantization loss stemming from the decoupling of optimization and quantization process. Conversely, the one-stage methods address this issue substantially by tackling the discrete optimization problem directly, earning favor among numerous researchers. However, this approach is constrained to solving BQP problems, thereby limiting its applicability. Summing up the shortcomings of both two-stage and one-stage methods, proximal one-stage methods successfully mitigate quantization loss while accommodating diverse learning objectives. Yet it is not perfect. Specifically, the training efficiency is notably impacted by the descending step. Consequently, there is an urgent need for an optimization strategy that combines efficiency, effectiveness, and broad applicability.

TABLE IV
ILLUSTRATION OF TWO-STAGE, ONE-STAGE AND PROXIMAL ONE-STAGE HASHREC METHODS.

Methods	Basic Idea	Advantages	Challenges	Related Work
Two-stage HashRec	Relaxation followed by quantization	Easy-to-deploy; Suitable for most learning objectives	High quantization loss	[54], [55], [56], [63], [66], [67], [68], [69], [14], [72], [74], [78], [79], [81], [82], [86], [91], [92], [57], [83], [84], [85]
One-stage HashRec	Directly solve the discrete optimization problem	Low quantization loss	Only suitable for BQP problems	[11], [12], [58], [59], [60], [13], [61], [62], [64], [65], [70], [71], [73], [75], [76], [77], [87], [89], [90]
Proximal one-stage HashRec	Relaxation and solve the relaxed optimization problem to obtain hash codes	Low quantization loss; Suitable for most learning objectives	Training efficiency	[80], [88]

IV. MEASUREMENTS OF HASHREC

Performance measurements offer an effective quantitative metric for evaluating the superiority of one method or approach compared to another. In this section, we introduce some widely used metrics in HashRec methods. For clarity, we calculate these metrics for each user. Next, we will examine each of these metrics in detail.

Recall measures the proportion of retrieved relevant items compared to the total number of relevant items. Specifically, given the positive item set \mathcal{P}_u and the ranking position r_{ui} corresponding to the relevance score \hat{y}_{ui} , is an integer ranging from 1 to n , calculated from a pairwise comparison between predicted relevance score for item i and all other items:

$$r_{ui} = 1 + \sum_{j=1 \& j \neq i}^n \mathbb{I}(\hat{y}_{uj} > \hat{y}_{ui}), \quad (52)$$

where $\mathbb{I}(\cdot)$ denotes the indicator function. It is noteworthy that the smaller the r_{ui} , the higher the preference/rating score. Then, the definition of Recall at the cutoff K is as follows:

$$Recall@K = \frac{1}{|\mathcal{P}_u|} \sum_{i=1}^n y_{ui} \mathbb{I}(r_{ui} \leq K), \quad (53)$$

where $|\cdot|$ denotes the size of a set. It is worth noting that the value of Recall@K is in the range of [0, 1]. The closer this value is to 1, the item that the user may like appears in the top-K of the recommended list. It can be observed that Recall@K is very important in scenarios that highly focus on positive items.

Normalized Discounted Cumulative Gain (NDCG) is an evaluation metric that can leverage both ratings and preference, and has an explicit position discount factor in its definition. Formally, given the predicted relevance \hat{y}_{ui} between the user u and item i , then the ranking position r_{ui} corresponding to the

relevance score \hat{y}_{ui} . Then, the Discounted Cumulative Gain (DCG) at the cutoff K is defined as follows:

$$DCG@K = \sum_{i=1}^n \frac{2^{y_{ui}} - 1}{\log_2(r_{ui} + 1)}. \quad (54)$$

By normalizing DCG@K with its maximum possible value, the NDCG@K is proposed. That is,

$$NDCG@K = \frac{DCG@K}{IDCG@K} = \frac{\sum_{i=1}^n \mathbb{I}(r_{ui} < K) \frac{2^{y_{ui}} - 1}{\log_2(r_{ui} + 1)}}{\sum_{i=1}^n \mathbb{I}(r_{ui}^* < K) \frac{2^{y_{ui}} - 1}{\log_2(r_{ui}^* + 1)}}, \quad (55)$$

where r_{ui}^* is the ideal ranking position corresponding to the true preference score y_{ui} .

Average Precision (AP) is an evaluation metric that focus on the recommendation list quality, which is similar to NDCG. Given the positive item set \mathcal{P}_u of user u and the cutoff K , the definition of AP@K is as follows:

$$AP@K = \frac{1}{|\mathcal{P}_u|} \sum_{i=1}^n y_{ui} \mathbb{I}(r_{ui} \leq K) P@i, \quad (56)$$

where $P@i$ denotes the precision of the recommendation list in terms of user u . The mathematical definition of $P@i$ is the proportion of positive items whose rank is higher than item i , and is calculated as follows:

$$P@i = \frac{1}{r_{ui}} \sum_{j=1}^n y_{uj} \mathbb{I}(r_{uj} \leq r_{ui}). \quad (57)$$

The value of $AP@K$ is in the range of [0, 1]. The larger the value, the more satisfied the user is with the recommended result.

Reciprocal Rank (RR) is a widely used metric for evaluating ranking algorithms. Different from the NDCG and AP metrics, the RR metric emphasizes the ranking position of the

most relevant items, rather than the overall ranking quality of the recommendation list. The definition of RR is as follows:

$$RR = \sum_{i=1}^n \frac{y_{ui}}{r_{ui}} \prod_{j=1}^n (1 - y_{uj} \mathbb{I}(r_{uj} < r_{ui})). \quad (58)$$

From Eq.(58), we can find that when the ranking position of the most relevant items is equal to 1, the RR value reaches the largest. It indicates the RR metric is more suitable for the top-1 recommendation scenario, such as sequential recommendation [117]. And the average of RR for all users is MRR.

Area Under the Curve (AUC) is a benchmark metric used to assess the performance of binary classification models. In the context of recommendation systems, it means that the probability of selecting a positive sample is higher than that of selecting a negative sample. Specifically, given the positive item set \mathcal{P}_u and the negative item set \mathcal{N}_u of the user u , the definition of AUC is as follows:

$$AUC = \frac{1}{|\mathcal{P}_u| \times |\mathcal{N}_u|} \sum_{i=1}^{\mathcal{P}_u} \sum_{j=1}^{\mathcal{N}_u} \left(\mathbb{I}(\hat{y}_{ui} - \hat{y}_{uj} > 0) + \frac{1}{2} \mathbb{I}(\hat{y}_{ui} - \hat{y}_{uj} = 0) \right). \quad (59)$$

From the Eq.(59), we can find that AUC metric is independent of the model's predicted absolute scores, thereby eliminating the influence of manually set thresholds on the recommendation results. In addition, AUC metric accounts for the classification performance of both positive and negative items, allowing it to provide a reliable evaluation even with imbalanced sample distributions [118].

Hit Ratio (HR) is a key metric used to evaluate the effectiveness in predicting or recommending relevant items to users. It measures how often the system's recommendations include the items that users actually interact with or choose, reflecting how well the system understands user preferences. The definition of HR is as follows:

$$HR = \frac{1}{m} \sum_{u=1}^m hits(u) \times 100\%, \quad (60)$$

where $hits(u)$ indicates whether the item liked by the u -th user is in the recommended list, with 1 representing yes and 0 representing no. Suppose that there are 100 users interacting with the system, and the items they eventually interact if found in the top-5 list for 60 users, then the HR value is: $HR@5 = \frac{60}{100} \times 100\% = 60\%$. It means the system correctly recommended at least one relevant item to 60% of users.

Accuracy is a metric used to evaluate how closely the recommendations align with the actual preferences or behaviors of users. Since the model's output is typically a floating-point number, a threshold must be set to determine whether the current item is predicted to a positive or negative sample. Formally, it is defined as the percentage of all items that are predicted accurately:

$$Accuracy = \frac{1}{|\Omega_u|} \sum_{i \in \Omega_u} \mathbb{I}(y_{ui} = \mathcal{T}_\theta(\hat{y}_{ui})), \quad (61)$$

where $\mathcal{T}_\theta(\hat{y}_{ui}) = \mathbb{I}(\hat{y}_{ui} - \theta)$ represents the threshold function. When the predicted value of an item exceeds the threshold, it is classified as a positive item; otherwise, it is considered a negative item.

V. FUTURE RESEARCH DIRECTIONS

In this section, we outline several promising directions for future research.

A. Designing a General HashRec Framework

Based on a comprehensive review of previous research, it becomes evident that existing HashRec methods are generally tailored with specific optimization strategies for distinct learning objectives. However, the landscape of recommendation task is indeed diverse, encompassing a wide array of scenarios and objectives. The diversity necessitates the adoption of various learning objectives and optimization strategies to fit different recommendation tasks effectively. For instance, the BCE loss is prevalent in the Click-Through Rate (CTR) prediction task, where the model predicts whether a user will click on a given item or not. BPR loss serves as the benchmark for the Top-K recommendation task, which aims to provide a personalized item list that users may be interested in. It shows that different optimization strategies are required when meeting different learning objectives, making the recommendation model exclusively used. Therefore, it is imperative that HashRec methods require a general framework to handle the various learning objectives. It is a promising but largely under-explored area where more studies are expected.

B. Achieving Efficiency-Effectiveness Trade-off

The trade-off between efficiency and effectiveness is particularly crucial in the recall phase of RS. Efficiency, in this context, ensures that the recall model is capable of swiftly identifying and retrieving candidate items from a vast item corpus. The rapid processing capability is important for maintaining users' experience and system responsiveness, especially in situations where real-time interactions are expected. Effectiveness signifies the model's ability to pinpoint relevant and accurate items among the multitude of possibilities. It measures how well the recall model aligns with the user's intent and the precision of the retrieved results. High effectiveness means that the model retrieves items with a high degree of accuracy, thereby enhancing the overall quality and relevance of the search outcomes. Balancing these two aspects is a delicate task, as optimizing for one often comes at the expense of the other. As indicated in this survey, hash codes, which can speed up inference efficiency, contain less information compared with their real-valued counterpart, leading to suboptimal recommendation performance. Achieving an optimal equilibrium ensures that the recall model not only operates swiftly but also delivers reliable and pertinent results, ultimately satisfying user needs and expectations.

C. Making Large Language Model Lightweight

With the rapid development of artificial intelligence technology, Large Language Models (LLMs) have demonstrated their powerful capabilities in many fields, especially in Natural Language Processing (NLP). In recent years, LLM have been incorporated into recommendation to serve as the knowledge extractor [119], [120] and the recommender [121], [122], which improve the accuracy and relevance of recommendations, and enhance user satisfaction further. Specifically, LLMs can also bring new possibilities to RS through zero/few-shot recommendation capabilities when facing the common data sparsity issues induced by limited historical interactions [123]. Although LLMs consistently exhibit remarkable performance across various tasks, their exceptional capabilities come with significant challenges stemming from their extensive size and computational requirements [124]. For instance, the GPT-175B model with an impressive 175 billion parameters, demands a minimum of 350GB of memory in FP16 format [125]. To this end, L2H techniques can serve as a bridge between LLMs and RS, facilitating efficient and lightweight LLMs-based RS.

D. Learning with Multi-Objective

Traditional recommendation models typically focus on addressing one single objective, such as minimizing the prediction errors or maximizing the ranking quality. However, there are many key points that researchers or engineers are concerned about in real-world scenarios. For example, e-commerce platforms need to balance clicks, add-to-carts and conversions with possible and advertising income [126], [127]. Similarly, the streaming platforms have their own unique set of challenges. They tend to optimize both short-term and long-term engagement, with the ultimate goal of enhancing retention rates and maximizing lifetime customer value. This involves understanding user behavior over extended periods, predicting future preferences, and ensuring a seamless, personalized experience [128], [129]. In the recall phase where model retrieves a larger set of potentially relevant items, there are additional metrics beyond recall that deserve attention. For example, item diversity is paramount to prevent the user from being trapped in a filter bubble, ensuring they are exposed to a wide range of content. Ensuring diverse recommendations not only enhances user satisfaction but also aligns with broader societal values. Thus, the development of recommendation models must increasingly incorporate these multi-objective frameworks to reflect the complexities of real-world applications.

E. Alleviating Bias in HashRec

The user behavioral data is observational rather than experimental [130], which induces many biases, such as selection bias, exposure bias, popularity bias, and fairness bias. Blindly fitting the user behavioral data without considering biases will result in many serious problems. Take the popularity bias as an example, the popular items will be recommended even more frequently than their popularity would warrant, if we do not deal with the popularity bias. Over time, the feedback loop

of RS would not only introduce additional inherent biases, but also intensify biases, resulting in “the rich get richer” Matthew effect. To address this issue, extensive researches are proposed [131]–[136]. Although existing methods achieve a significant performance improvement, they are designed for the ranking model rather than the recall model. Furthermore, it is unclear whether the biases inherent in recall phase are the same as those in ranking stage. Consequently, it is crucial and meaningful to exploit the specific biases in the recall stage for accurate user preference modeling.

VI. CONCLUSION

In this survey, we provide a comprehensive and systematic overview of research related to learning to hash for recommendation from 2012 to 2024. Our primary objective is to consolidate the vast array of existing work into a coherent and structured framework. We first propose a taxonomy based on its key components, which include the type of learning objective and optimization strategy, to categorize existing works. For each component, we provide detailed descriptions and discussions. Then, we discussed the evaluation metrics used in the literature to measure the performance. Finally, we detailed promising research directions and open issues to inspire some future studies in this area. We hope this survey can provide a comprehensive understanding of this promising but easy-to-ignored area to researchers and experts from academia and industry, who are dedicated to learning to hash research in recommendation and to provide some insights for potential future research.

ACKNOWLEDGMENTS

The authors would like to thank the anonymous reviewers for their constructive comments.

REFERENCES

- [1] S. Zhang, L. Yao, A. Sun, and Y. Tay, “Deep learning based recommender system: A survey and new perspectives,” *ACM Computing Surveys*, vol. 52, no. 1, pp. 5:1–5:38, 2019.
- [2] B. Alhijawi and Y. Kilani, “The recommender system: a survey,” *International Journal of Advanced Intelligence Paradigms*, vol. 15, no. 3, pp. 229–251, 2020.
- [3] Y. Gong, Z. Jiang, Y. Feng, B. Hu, K. Zhao, Q. Liu, and W. Ou, “Edgerec: Recommender system on edge in mobile taobao,” in *Proceedings of the International Conference on Information and Knowledge Management*, 2020, pp. 2477–2484.
- [4] G. Linden, B. Smith, and J. York, “Amazon.com recommendations: Item-to-item collaborative filtering,” *IEEE Internet Computing*, vol. 7, no. 1, pp. 76–80, 2003.
- [5] J. Chang, C. Zhang, Z. Fu, X. Zang, L. Guan, J. Lu, Y. Hui, D. Leng, Y. Niu, Y. Song, and K. Gai, “TWIN: two-stage interest network for lifelong user behavior modeling in CTR prediction at kuaishou,” in *Proceedings of the ACM SIGKDD Conference on Knowledge Discovery and Data Mining*, 2023, pp. 3785–3794.
- [6] S. Zannettou, O. N. Nemeth, O. Ayalon, A. Goetzen, K. P. Gummadi, E. M. Redmiles, and F. Roesner, “Analyzing user engagement with tiktok’s short format video recommendations using data donations,” in *Proceedings of the CHI Conference on Human Factors in Computing Systems*, 2024, pp. 731:1–731:16.
- [7] A. Alsini, D. Q. Huynh, and A. Datta, “Hashtag recommendation methods for twitter and sina weibo: A review,” *Future Internet*, vol. 13, no. 5, p. 129, 2021.
- [8] Y. Liu, K. Zhang, X. Ren, Y. Huang, J. Jin, Y. Qin, R. Su, R. Xu, Y. Yu, and W. Zhang, “Alignrec: Aligning and training in multimodal recommendations,” in *Proceedings of the ACM International Conference on Information and Knowledge Management*, 2024.

- [9] P. Covington, J. Adams, and E. Sargin, "Deep neural networks for youtube recommendations," in *Proceedings of the ACM Conference on Recommender Systems*, 2016, pp. 191–198.
- [10] I. Paun, "Efficiency-effectiveness trade-offs in recommendation systems," in *Proceedings of the ACM Conference on Recommender Systems*, R. L. T. Santos, L. B. Marinho, E. M. Daly, L. Chen, K. Falk, N. Koenigstein, and E. S. de Moura, Eds., 2020, pp. 770–775.
- [11] H. Zhang, F. Shen, W. Liu, X. He, H. Luan, and T. S. Chua, "Discrete collaborative filtering," in *Proceedings of the ACM SIGIR Conference on Research and Development in Information Retrieval*, 2016, pp. 325–334.
- [12] D. Lian, R. Liu, Y. Ge, K. Zheng, X. Xie, and L. Cao, "Discrete content-aware matrix factorization," in *Proceedings of the ACM SIGKDD International Conference on Knowledge Discovery and Data Mining*, 2017, pp. 325–334.
- [13] Y. Zhang, H. Wang, D. Lian, I. W. Tsang, H. Yin, and G. Yang, "Discrete ranking-based matrix factorization with self-paced learning," in *Proceedings of the ACM SIGKDD International Conference on Knowledge Discovery and Data Mining*, 2018, pp. 2758–2767.
- [14] Q. Tan, N. Liu, X. Zhao, H. Yang, J. Zhou, and X. Hu, "Learning to hash with graph neural networks for recommender systems," in *Proceedings of the International World Wide Web Conference*, 2020, pp. 1988–1998.
- [15] D. E. Knuth, *Sorting and Searching*. Addison Wesley Longman Publishing Co., Inc., 1998.
- [16] A. Gionis, P. Indyk, and R. Motwani, "Similarity search in high dimensions via hashing," in *Proceedings of the International Conference on Very Large Data Bases*, 1999, pp. 518–529.
- [17] A. Z. Broder, "On the resemblance and containment of documents," in *Proceedings of the Compression and Complexity of Sequences*, B. Carpentieri, A. D. Santis, U. Vaccaro, and J. A. Storer, Eds., 1997, pp. 21–29.
- [18] A. Z. Broder, S. C. Glassman, M. S. Manasse, and G. Zweig, "Syntactic clustering of the web," *Computer Networks*, vol. 29, no. 8–13, pp. 1157–1166, 1997.
- [19] M. Charikar, "Similarity estimation techniques from rounding algorithms," in *Proceedings on the Annual ACM Symposium on Theory of Computing*, 2002, pp. 380–388.
- [20] M. Datar, N. Immorlica, P. Indyk, and V. S. Mirrokni, "Locality-sensitive hashing scheme based on p-stable distributions," in *Proceedings of the ACM Symposium on Computational Geometry*, 2004, pp. 253–262.
- [21] R. Motwani, A. Naor, and R. Panigrahy, "Lower bounds on locality sensitive hashing," *SIAM Journal on Discrete Mathematics*, vol. 21, no. 4, pp. 930–935, 2007.
- [22] R. O'Donnell, Y. Wu, and Y. Zhou, "Optimal lower bounds for locality-sensitive hashing (except when q is tiny)," *ACM Transactions on Computation Theory*, vol. 6, no. 1, pp. 5:1–5:13, 2014.
- [23] A. Dasgupta, R. Kumar, and T. Sarlós, "Fast locality-sensitive hashing," in *Proceedings of the ACM SIGKDD International Conference on Knowledge Discovery and Data Mining*, 2011, pp. 1073–1081.
- [24] J. Gan, J. Feng, Q. Fang, and W. Ng, "Locality-sensitive hashing scheme based on dynamic collision counting," in *Proceedings of the ACM SIGMOD International Conference on Management of Data*, 2012, pp. 541–552.
- [25] Q. Lv, W. Josephson, Z. Wang, M. Charikar, and K. Li, "Multi-probe LSH: efficient indexing for high-dimensional similarity search," in *Proceedings of the International Conference on Very Large Data Bases*, 2007, pp. 950–961.
- [26] P. Li, K. W. Church, and T. Hastie, "Conditional random sampling: A sketch-based sampling technique for sparse data," in *Proceedings of the Neural Information Processing Systems*, 2006, pp. 873–880.
- [27] J. Ji, J. Li, S. Yan, B. Zhang, and Q. Tian, "Super-bit locality-sensitive hashing," in *Proceedings of the Neural Information Processing Systems*, 2012, pp. 108–116.
- [28] P. Li, A. B. Owen, and C. Zhang, "One permutation hashing," in *Proceedings of the Neural Information Processing Systems*, 2012, pp. 3122–3130.
- [29] J. Ji, J. Li, S. Yan, Q. Tian, and B. Zhang, "Min-max hash for jaccard similarity," in *Proceedings of the IEEE International Conference on Data Mining*, 2013, pp. 301–309.
- [30] P. Li, T. Hastie, and K. W. Church, "Very sparse random projections," in *Proceedings of the ACM SIGKDD International Conference on Knowledge Discovery and Data Mining*, 2006, pp. 287–296.
- [31] A. Shrivastava and P. Li, "Densifying one permutation hashing via rotation for fast near neighbor search," in *Proceedings of the International Conference on Machine Learning*, vol. 32, 2014, pp. 557–565.
- [32] L. Cayton and S. Dasgupta, "A learning framework for nearest neighbor search," in *Proceedings of the Neural Information Processing Systems*, 2007, pp. 233–240.
- [33] J. He, S. Chang, R. Radhakrishnan, and C. Bauer, "Compact hashing with joint optimization of search accuracy and time," in *Proceedings of the IEEE Conference on Computer Vision and Pattern Recognition*, 2011, pp. 753–760.
- [34] B. Kulis and K. Grauman, "Kernelized locality-sensitive hashing," *IEEE Transactions on Pattern Analysis and Machine Intelligence*, vol. 34, no. 6, pp. 1092–1104, 2012.
- [35] W. Liu, J. Wang, R. Ji, Y. Jiang, and S. Chang, "Supervised hashing with kernels," in *Proceedings of the IEEE Conference on Computer Vision and Pattern Recognition*, 2012, pp. 2074–2081.
- [36] B. Kulis and T. Darrell, "Learning to hash with binary reconstructive embeddings," in *Proceedings of the Neural Information Processing Systems*, 2009, pp. 1042–1050.
- [37] J. Wang, S. Kumar, and S. Chang, "Semi-supervised hashing for large-scale search," *IEEE Transactions on Pattern Analysis and Machine Intelligence*, vol. 34, no. 12, pp. 2393–2406, 2012.
- [38] M. R. Minar and J. Naher, "Recent advances in deep learning: An overview," *CoRR*, vol. abs/1807.08169, 2018.
- [39] X. Hu, L. Chu, J. Pei, W. Liu, and J. Bian, "Model complexity of deep learning: a survey," *Knowledge And Information Systems*, vol. 63, no. 10, pp. 2585–2619, 2021.
- [40] A. Singh and S. Gupta, "Learning to hash: a comprehensive survey of deep learning-based hashing methods," *Knowledge and Information Systems*, vol. 64, no. 10, pp. 2565–2597, 2022.
- [41] J. Wang, W. Liu, S. Kumar, and S. Chang, "Learning to hash for indexing big data - A survey," *Proceedings of the IEEE*, vol. 104, no. 1, pp. 34–57, 2016.
- [42] J. Wang, T. Zhang, J. Song, N. Sebe, and H. T. Shen, "A survey on learning to hash," *IEEE Transactions on Pattern Analysis and Machine Intelligence*, vol. 40, no. 4, pp. 769–790, 2018.
- [43] X. Luo, H. Wang, D. Wu, C. Chen, M. Deng, J. Huang, and X. Hua, "A survey on deep hashing methods," *ACM Transactions on Knowledge Discovery from Data*, vol. 17, no. 1, pp. 15:1–15:50, 2023.
- [44] Z. Li, H. Li, and L. Meng, "Model compression for deep neural networks: A survey," *Computers*, vol. 12, no. 3, p. 60, 2023.
- [45] G. Adomavicius and A. Tuzhilin, "Toward the next generation of recommender systems: A survey of the state-of-the-art and possible extensions," *IEEE Transactions on Knowledge and Data Engineering*, vol. 17, no. 6, pp. 734–749, 2005.
- [46] Y. Koren, R. Bell, and C. Volinsky, "Matrix factorization techniques for recommender systems," *Computer*, vol. 42, no. 8, pp. 30–37, 2009.
- [47] K. Mao, J. Zhu, J. Wang, Q. Dai, Z. Dong, X. Xiao, and X. He, "Simplex: A simple and strong baseline for collaborative filtering," in *Proceedings of the ACM International Conference on Information and Knowledge Management*, 2021, pp. 1243–1252.
- [48] S. Wu, F. Sun, W. Zhang, X. Xie, and B. Cui, "Graph neural networks in recommender systems: A survey," *ACM Computing Surveys*, vol. 55, no. 5, pp. 97:1–97:37, 2023.
- [49] Z. Wu, S. Pan, F. Chen, G. Long, C. Zhang, and P. S. Yu, "A comprehensive survey on graph neural networks," *IEEE Transactions on Neural Networks and Learning Systems*, vol. 32, no. 1, pp. 4–24, 2021.
- [50] J. Zhou, G. Cui, S. Hu, Z. Zhang, C. Yang, Z. Liu, L. Wang, C. Li, and M. Sun, "Graph neural networks: A review of methods and applications," *AI Open*, vol. 1, pp. 57–81, 2020.
- [51] X. Wang, X. He, M. Wang, F. Feng, and T. Chua, "Neural graph collaborative filtering," in *Proceedings of the ACM SIGIR Conference on Research and Development in Information Retrieval*, 2019, pp. 165–174.
- [52] T. N. Kipf and M. Welling, "Semi-supervised classification with graph convolutional networks," in *Proceedings of the International Conference on Learning Representations*, 2017.
- [53] X. He, K. Deng, X. Wang, Y. Li, Y. Zhang, and M. Wang, "Lightgcn: Simplifying and powering graph convolution network for recommendation," in *Proceedings of the ACM SIGIR Conference on Research and Development in Information Retrieval*, 2020, pp. 639–648.
- [54] K. Zhou and H. Zha, "Learning binary codes for collaborative filtering," in *Proceedings of the ACM SIGKDD International Conference on Knowledge Discovery and Data Mining*, 2012, pp. 498–506.
- [55] X. Liu, J. He, C. Deng, and B. Lang, "Collaborative hashing," in *Proceedings of the IEEE Conference on Computer Vision and Pattern Recognition*, 2014, pp. 2147–2154.

- [56] Z. Zhang, Q. Wang, L. Ruan, and L. Si, "Preference preserving hashing for efficient recommendation," in *Proceedings of the ACM SIGIR Conference on Research and Development in Information Retrieval*, 2014, pp. 183–192.
- [57] Y. Zhang, G. Yang, D. Lian, H. Wen, and J. Wu, "Constraint free preference preserving hashing for fast recommendation," in *Proceedings of the IEEE Global Communications Conference*, 2016, pp. 1–6.
- [58] Y. Zhang, D. Lian, and G. Yang, "Discrete personalized ranking for fast collaborative filtering from implicit feedback," in *Proceedings of the AAAI Conference on Artificial Intelligence*, 2017, pp. 1669–1675.
- [59] H. Liu, X. He, F. Feng, L. Nie, R. Liu, and H. Zhang, "Discrete factorization machines for fast feature-based recommendation," in *Proceedings of the International Joint Conference on Artificial Intelligence*, 2018, pp. 3449–3455.
- [60] L. Liu, X. Du, L. Zhu, F. Shen, and Z. Huang, "Learning discrete hashing towards efficient fashion recommendation," *Data Science and Engineering*, vol. 3, no. 4, pp. 307–322, 2018.
- [61] Y. Zhang, H. Yin, Z. Huang, X. Du, G. Yang, and D. Lian, "Discrete deep learning for fast content-aware recommendation," in *Proceedings of the ACM International Conference on Web Search and Data Mining*, 2018, pp. 717–726.
- [62] G. Guo, E. Yang, L. Shen, X. Yang, and X. He, "Discrete trust-aware matrix factorization for fast social recommendation," in *Proceedings of the International Joint Conference on Artificial Intelligence*, 2019, p. 1380–1386.
- [63] W. Kang and J. J. McAuley, "Candidate generation with binary codes for large-scale top-n recommendation," in *Proceedings of the ACM International Conference on Information and Knowledge Management*, 2019, pp. 1523–1532.
- [64] C. Liu, T. Lu, X. Wang, Z. Cheng, J. Sun, and S. C. H. Hoi, "Compositional coding for collaborative filtering," in *Proceedings of the International ACM SIGIR Conference on Research and Development in Information Retrieval*, 2019, pp. 145–154.
- [65] C. Liu, X. Wang, T. Lu, W. Zhu, J. Sun, and S. Hoi, "Discrete social recommendation," in *Proceedings of the AAAI Conference on Artificial Intelligence*, 2019, pp. 208–215.
- [66] Z. Lu, Y. Hu, Y. Jiang, Y. Chen, and B. Zeng, "Learning binary code for personalized fashion recommendation," in *Proceedings of the IEEE Conference on Computer Vision and Pattern Recognition*, 2019, pp. 10 562–10 570.
- [67] H. Wang, D. Lian, and Y. Ge, "Binarized collaborative filtering with distilling graph convolutional networks," in *Proceedings of the International Joint Conference on Artificial Intelligence*, 2019, p. 4802–4808.
- [68] H. Wang, N. Shao, and D. Lian, "Adversarial binary collaborative filtering for implicit feedback," in *Proceedings of the AAAI Conference on Artificial Intelligence*, 2019, pp. 5248–5255.
- [69] C. Hansen, C. Hansen, J. G. Simonsen, S. Alstrup, and C. Lioma, "Content-aware neural hashing for cold-start recommendation," in *Proceedings of the ACM SIGIR Conference on Research and Development in Information Retrieval*, 2020, pp. 971–980.
- [70] J. Wu, F. Luo, Y. Zhang, and H. Wang, "Semi-discrete matrix factorization," *IEEE Intelligent Systems*, vol. 35, no. 5, pp. 73–83, 2020.
- [71] Y. Xu, L. Zhu, Z. Cheng, J. Li, and J. Sun, "Multi-feature discrete collaborative filtering for fast cold-start recommendation," in *Proceedings of the AAAI Conference on Artificial Intelligence*, 2020, pp. 270–278.
- [72] Y. Zhang, I. W. Tsang, and L. Duan, "Collaborative generative hashing for marketing and fast cold-start recommendation," *IEEE Intelligent Systems*, vol. 35, no. 5, pp. 84–95, 2020.
- [73] Y. Zhang, I. W. Tsang, H. Yin, G. Yang, D. Lian, and J. Li, "Deep pairwise hashing for cold-start recommendation," *IEEE Transactions on Knowledge and Data Engineering*, vol. 34, no. 7, pp. 3169–3181, 2022.
- [74] C. Hansen, C. Hansen, J. G. Simonsen, and C. Lioma, "Projected hamming dissimilarity for bit-level importance coding in collaborative filtering," in *Proceedings of the International World Wide Web Conference*, 2021, pp. 261–269.
- [75] D. Lian, X. Xie, and E. Chen, "Discrete matrix factorization and extension for fast item recommendation," *IEEE Transactions on Knowledge and Data Engineering*, vol. 33, no. 5, pp. 1919–1933, 2021.
- [76] C. Liu, T. Lu, Z. Cheng, X. Wang, J. Sun, and S. C. H. Hoi, "Discrete listwise collaborative filtering for fast recommendation," in *Proceedings of the SIAM International Conference on Data Mining*, 2021, pp. 46–54.
- [77] F. Luo, J. Wu, and H. Wang, "Semi-discrete social recommendation (student abstract)," in *Proceedings of the AAAI Conference on Artificial Intelligence*, 2021, pp. 15 835–15 836.
- [78] Y. Chen, H. Guo, Y. Zhang, C. Ma, R. Tang, J. Li, and I. King, "Learning binarized graph representations with multi-faceted quantization reinforcement for top-k recommendation," in *Proceedings of the ACM SIGKDD International Conference on Knowledge Discovery and Data Mining*. ACM, 2022, pp. 168–178.
- [79] W. Guan, X. Song, H. Zhang, M. Liu, C. Yeh, and X. Chang, "Bi-directional heterogeneous graph hashing towards efficient outfit recommendation," in *Proceedings of the International Conference on Multimedia*, 2022, pp. 268–276.
- [80] F. Luo, J. Wu, and T. Wang, "Discrete listwise personalized ranking for fast top-n recommendation with implicit feedback," in *Proceedings of the International Joint Conference on Artificial Intelligence*, 2022, pp. 2159–2165.
- [81] F. Wang, W. Liu, C. Chen, M. Zhu, and X. Zheng, "Hcfrec: Hash collaborative filtering via normalized flow with structural consensus for efficient recommendation," in *Proceedings of the International Joint Conference on Artificial Intelligence*, 2022, pp. 2270–2276.
- [82] L. Zhu, Y. Xu, J. Li, W. Guan, and Z. Cheng, "Explainable discrete collaborative filtering," *IEEE Transactions on Knowledge and Data Engineering*, vol. 35, no. 7, pp. 6901–6915, 2023.
- [83] Z. Hu, X. Zhou, Z. He, Z. Yang, J. Chen, and J. Huang, "Discrete limited attentional collaborative filtering for fast social recommendation," *Engineering Applications of Artificial Intelligence*, vol. 123, no. Part C, p. 106437, 2023.
- [84] Z. Lu, Y. Hu, C. Yu, Y. Jiang, Y. Chen, and B. Zeng, "Personalized fashion recommendation with discrete content-based tensor factorization," *IEEE Transactions on Multimedia*, vol. 25, pp. 5053–5064, 2023.
- [85] N. Khan, Z. Ma, L. Yan, and A. Ullah, "Hashing-based semantic relevance attributed knowledge graph embedding enhancement for deep probabilistic recommendation," *Applied Intelligence*, vol. 53, no. 2, pp. 2295–2320, 2023.
- [86] Y. Chen, Y. Fang, Y. Zhang, and I. King, "Bipartite graph convolutional hashing for effective and efficient top-n search in hamming space," in *Proceedings of the International World Wide Web Conference*, 2023, pp. 3164–3172.
- [87] Y. Xu, L. Zhu, Z. Cheng, J. Li, Z. Zhang, and H. Zhang, "Multi-modal discrete collaborative filtering for efficient cold-start recommendation," *IEEE Transactions on Knowledge and Data Engineering*, vol. 35, no. 1, pp. 741–755, 2023.
- [88] F. Luo, J. Wu, and T. Wang, "Discrete listwise content-aware recommendation," *ACM Transactions on Knowledge Discovery from Data*, vol. 18, no. 1, pp. 7:1–7:20, 2024.
- [89] H. Zhang, F. Luo, J. Wu, X. He, and Y. Li, "Lightftr: Lightweight federated recommendation with privacy-preserving matrix factorization," *ACM Transactions on Information Systems*, vol. 41, no. 4, pp. 90:1–90:28, 2023.
- [90] E. Yang, W. Pan, Q. Yang, and Z. Ming, "Discrete federated multi-behavior recommendation for privacy-preserving heterogeneous one-class collaborative filtering," *ACM Transactions on Information Systems*, vol. 42, no. 5, pp. 125:1–125:50, 2024.
- [91] Y. Xu, L. Zhu, J. Li, F. Li, and H. T. Shen, "Temporal social graph network hashing for efficient recommendation," *IEEE Transactions on Knowledge and Data Engineering*, vol. 36, no. 7, pp. 3541–3555, 2024.
- [92] Y. Chen, Y. Fang, Y. Zhang, C. Ma, Y. Hong, and I. King, "Towards effective top-n hamming search via bipartite graph contrastive hashing," *IEEE Transactions on Knowledge and Data Engineering*, pp. 1–14, 2024.
- [93] T. Liu, *Learning to Rank for Information Retrieval*. Springer, 2011. [Online]. Available: <https://doi.org/10.1007/978-3-642-14267-3>
- [94] H. Li, "A short introduction to learning to rank," *IEICE Transactions on Information and Systems*, vol. 94-D, no. 10, pp. 1854–1862, 2011.
- [95] S. Rendle, C. Freudenthaler, Z. Gantner, and L. Schmidt-Thieme, "BPR: bayesian personalized ranking from implicit feedback," in *Proceedings of the Conference on Uncertainty in Artificial Intelligence*, 2009, pp. 452–461.
- [96] W. Gao, R. Jin, S. Zhu, and Z. Zhou, "One-pass auc optimization," in *Proceedings of the International Conference on Machine Learning*, 2013, pp. 906–914.
- [97] P. Donmez, K. M. Svore, and C. J. C. Burges, "On the local optimality of lambdarank," in *Proceedings of the International ACM SIGIR Conference on Research and Development in Information Retrieval*, J. Allan, J. A. Aslam, M. Sanderson, C. Zhai, and J. Zobel, Eds., 2009, pp. 460–467.
- [98] E. Yilmaz and S. Robertson, "On the choice of effectiveness measures for learning to rank," *Information Retrieval*, vol. 13, no. 3, pp. 271–290, 2010.

- [99] R. Z. Li, J. Urbano, and A. Hanjalic, "New insights into metric optimization for ranking-based recommendation," in *Proceedings of the ACM SIGIR Conference on Research and Development in Information Retrieval*, 2021, pp. 932–941.
- [100] A. Grover, E. Wang, A. Zweig, and S. Ermon, "Stochastic optimization of sorting networks via continuous relaxations," in *Proceedings of the International Conference on Learning Representations*, 2019.
- [101] Z. Cao, T. Qin, T. Liu, M. Tsai, and H. Li, "Learning to rank: From pairwise approach to listwise approach," in *Proceedings of the International Conference on Machine Learning*, vol. 227, 2007, pp. 129–136.
- [102] L. Wu, C. Hsieh, and J. Sharpnack, "Sql-rank: A listwise approach to collaborative ranking," in *Proceedings of the 35th International Conference on Machine Learning*, vol. 80, 2018, pp. 5311–5320.
- [103] P. Baldi, "Gradient descent learning algorithm overview: a general dynamical systems perspective," *IEEE Transactions on Neural Networks*, vol. 6, no. 1, pp. 182–195, 1995.
- [104] A. van den Oord, O. Vinyals, and K. Kavukcuoglu, "Neural discrete representation learning," in *Proceedings of the Neural Information Processing Systems*, 2017, pp. 6306–6315.
- [105] D. Shen, Q. Su, P. Chapfuwa, W. Wang, G. Wang, R. Henao, and L. Carin, "NASH: toward end-to-end neural architecture for generative semantic hashing," in *Proceedings of the Annual Meeting of the Association for Computational Linguistics*, 2018, pp. 2041–2050.
- [106] H. Qin, R. Gong, X. Liu, M. Shen, Z. Wei, F. Yu, and J. Song, "Forward and backward information retention for accurate binary neural networks," in *Proceedings of the IEEE/CVF Conference on Computer Vision and Pattern Recognition*, 2020, pp. 2247–2256.
- [107] R. Gong, X. Liu, S. Jiang, T. Li, P. Hu, J. Lin, F. Yu, and J. Yan, "Differentiable soft quantization: Bridging full-precision and low-bit neural networks," in *Proceedings of the IEEE/CVF International Conference on Computer Vision*, 2019, pp. 4851–4860.
- [108] S. Darabi, M. Belbahri, M. Courbariaux, and V. P. Nia, "BNN+: improved binary network training," *CoRR*, vol. abs/1812.11800, 2018.
- [109] Y. Xu, K. Han, C. Xu, Y. Tang, C. Xu, and Y. Wang, "Learning frequency domain approximation for binary neural networks," in *Proceedings of the Neural Information Processing Systems*, 2021, pp. 25 553–25 565.
- [110] F. Shen, C. Shen, W. Liu, and H. T. Shen, "Supervised discrete hashing," in *Proceedings of the Conference on Computer Vision and Pattern Recognition*, 2015, pp. 37–45.
- [111] Z. Lin, M. Chen, and Y. Ma, "The augmented lagrange multiplier method for exact recovery of corrupted low-rank matrices," *CoRR*, vol. abs/1009.5055, 2010.
- [112] K. G. Murty, "Nonlinear programming theory and algorithms," *Technometrics*, vol. 49, no. 1, p. 105, 2007.
- [113] W. Liu, C. Mu, S. Kumar, and S. Chang, "Discrete graph hashing," in *Proceedings of the Neural Information Processing Systems*, 2014, pp. 3419–3427.
- [114] M. Zaslavskiy, F. R. Bach, and J. Vert, "A path following algorithm for the graph matching problem," *IEEE Transactions on Pattern Analysis and Machine Intelligence*, vol. 31, no. 12, pp. 2227–2242, 2009.
- [115] Z. Liu and H. Qiao, "GNCCP - graduated nonconvexity and graduated concavity procedure," *IEEE Transactions on Pattern Analysis and Machine Intelligence*, vol. 36, no. 6, pp. 1258–1267, 2014.
- [116] P. W. Marguerite Frank, "An algorithm for quadratic programming," *Naval Research Logistics Quarterly*, vol. 3, pp. 95–110, 1956.
- [117] T. F. Boka, Z. Niu, and R. B. Neupane, "A survey of sequential recommendation systems: Techniques, evaluation, and future directions," *Information Systems*, vol. 125, p. 102427, 2024.
- [118] T. Yang and Y. Ying, "AUC maximization in the era of big data and AI: A survey," *ACM Computing Surveys*, vol. 55, no. 8, pp. 172:1–172:37, 2023.
- [119] Y. Hou, Z. He, J. J. McAuley, and W. X. Zhao, "Learning vector-quantized item representation for transferable sequential recommenders," in *Proceedings of the ACM Web Conference*, 2023, pp. 1162–1171.
- [120] Y. Hou, S. Mu, W. X. Zhao, Y. Li, B. Ding, and J. Wen, "Towards universal sequence representation learning for recommender systems," in *Proceedings of the ACM SIGKDD Conference on Knowledge Discovery and Data Mining*, 2022, pp. 585–593.
- [121] S. Dai, N. Shao, H. Zhao, W. Yu, Z. Si, C. Xu, Z. Sun, X. Zhang, and J. Xu, "Uncovering chatgpt's capabilities in recommender systems," in *Proceedings of the ACM Conference on Recommender Systems*, 2023, pp. 1126–1132.
- [122] Y. Hou, J. Zhang, Z. Lin, H. Lu, R. Xie, J. J. McAuley, and W. X. Zhao, "Large language models are zero-shot rankers for recommender systems," in *Proceedings of the European Conference on Information Retrieval*, vol. 14609, 2024, pp. 364–381.
- [123] D. Sileo, W. Vossen, and R. Raymaekers, "Zero-shot recommendation as language modeling," in *Proceedings of the European Conference on Information Retrieval*, vol. 13186, 2022, pp. 223–230.
- [124] X. Zhu, J. Li, Y. Liu, C. Ma, and W. Wang, "A survey on model compression for large language models," *CoRR*, vol. abs/2308.07633, 2023.
- [125] T. B. Brown, B. Mann, N. Ryder, M. Subbiah, J. Kaplan, P. Dhariwal, A. Neelakantan, P. Shyam, G. Sastry, A. Askell, S. Agarwal, A. Herbert-Voss, G. Krueger, T. Henighan, R. Child, A. Ramesh, D. M. Ziegler, J. Wu, C. Winter, C. Hesse, M. Chen, E. Sigler, M. Litwin, S. Gray, B. Chess, J. Clark, C. Berner, S. McCandlish, A. Radford, I. Sutskever, and D. Amodei, "Language models are few-shot learners," in *Proceedings of the Neural Information Processing Systems*, 2020.
- [126] Y. Gu, Z. Ding, S. Wang, L. Zou, Y. Liu, and D. Yin, "Deep multifaceted transformers for multi-objective ranking in large-scale e-commerce recommender systems," in *Proceedings of the ACM International Conference on Information and Knowledge Management*, 2020, pp. 2493–2500.
- [127] X. Lin, H. Chen, C. Pei, F. Sun, X. Xiao, H. Sun, Y. Zhang, W. Ou, and P. Jiang, "A pareto-efficient algorithm for multiple objective optimization in e-commerce recommendation," in *Proceedings of the ACM Conference on Recommender Systems*, 2019, pp. 20–28.
- [128] E. Bugliarello, R. Mehrotra, J. Kirk, and M. Lalmas, "Mostra: A flexible balancing framework to trade-off user, artist and platform objectives for music sequencing," in *Proceedings of the ACM Web Conference*, 2022, pp. 2936–2945.
- [129] R. Mehrotra, N. Xue, and M. Lalmas, "Bandit based optimization of multiple objectives on a music streaming platform," in *Proceedings of the ACM SIGKDD Conference on Knowledge Discovery and Data Mining*, 2020, pp. 3224–3233.
- [130] J. Chen, H. Dong, X. Wang, F. Feng, M. Wang, and X. He, "Bias and debias in recommender system: A survey and future directions," *ACM Transactions on Information Systems*, vol. 41, no. 3, pp. 67:1–67:39, 2023.
- [131] T. Schnabel, A. Swaminathan, A. Singh, N. Chandak, and T. Joachims, "Recommendations as treatments: Debiasing learning and evaluation," in *Proceedings of the International Conference on Machine Learning*, vol. 48, 2016, pp. 1670–1679.
- [132] X. Wang, R. Zhang, Y. Sun, and J. Qi, "Doubly robust joint learning for recommendation on data missing no at random," in *Proceedings of the International Conference on Machine Learning*, vol. 97, 2019, pp. 6638–6647.
- [133] J. Chen, H. Dong, Y. Qiu, X. He, X. Xin, L. Chen, G. Lin, and K. Yang, "Autodebias: Learning to debias for recommendation," in *Proceedings of the ACM SIGIR Conference on Research and Development in Information Retrieval*, 2021, pp. 21–30.
- [134] S. Ding, F. Feng, X. He, J. Jin, W. Wang, Y. Liao, and Y. Zhang, "Interpolative distillation for unifying biased and debiased recommendation," in *Proceedings of the ACM SIGIR Conference on Research and Development in Information Retrieval*, 2022, pp. 40–49.
- [135] H. Zhang, S. Wang, H. Li, C. Zheng, X. Chen, L. Liu, S. Luo, and P. Wu, "Uncovering the propensity identification problem in debiased recommendations," in *Proceedings of the International Conference on Data Engineering*. IEEE, 2024, pp. 653–666.
- [136] J. Wu, X. Wang, X. Gao, J. Chen, H. Fu, and T. Qiu, "On the effectiveness of sampled softmax loss for item recommendation," *ACM Transactions on Information Systems*, vol. 42, no. 4, pp. 98:1–98:26, 2024.