

Acquired TASTE: Multimodal Stance Detection with Textual and Structural Embeddings

Guy Barel
Ben Gurion University
guybare@post.bgu.ac.il

Oren Tsur
Ben Gurion University
orents@bg.ac.il

Dan Vilenchik
Ben Gurion University
vilenchi@bg.ac.il

Abstract

Stance detection plays a pivotal role in enabling an extensive range of downstream applications, from discourse parsing to tracing the spread of fake news and the denial of scientific facts. While most stance classification models rely on textual representation of the utterance in question, prior work has demonstrated the importance of the conversational context in stance detection. In this work we introduce TASTE – a multimodal architecture for stance detection that harmoniously fuses Transformer-based content embedding with unsupervised structural embedding. Through the fine-tuning of a pretrained transformer and the amalgamation with social embedding via a Gated Residual Network (GRN) layer, our model adeptly captures the complex interplay between content and conversational structure in determining stance. TASTE achieves state-of-the-art results on common benchmarks, significantly outperforming an array of strong baselines. Comparative evaluations underscore the benefits of social grounding – emphasizing the criticality of concurrently harnessing both content and structure for enhanced stance detection.

1 Introduction

Stance detection is the task in which the attitude of a speaker towards a target (individual, idea, proposition) is identified. A typical example provided by [Somasundaran and Wiebe \(2010\)](#): Given an utterance U (“*Government is a disease pretending to be its own cure*”) and a target T (universal health care), we wish to determine the speaker’s stance, as reflected in U toward the target T . Notice that the target is not explicitly mentioned by the speaker. A shared task with a similar setting was introduced in SemEval by [Mohammad et al. \(2016\)](#).

However, opinions are not expressed in a vacuum but rather in a conversational context. The speaker’s stance may emerge as the conversation

evolves. This idea echoes Goffman’s classic assertion in *Response Cries* ([Goffman, 1978](#)): “Utterances are not housed in paragraphs but in turns at talk, occasions implying a temporary taking of the floor as well as alternation of takers”.

Indeed, some works look beyond the utterance level and address its context – whether the speaker level or the conversational level ([Walker et al., 2012a](#); [Sridhar et al., 2015](#); [Johnson and Goldwasser, 2016](#); [Joseph et al., 2017](#); [Li et al., 2018](#); [Pujari and Goldwasser, 2021](#)), among others. Stance detection based on the conversation structure alone was recently demonstrated by [Pick et al. \(2022\)](#).

Focusing on conversational stance, we are interested in detecting stance in a multi-participant conversation, both on the utterance and speaker level. To this end, we propose TASTE – a multimodal architecture combining Textual And STructural Embeddings. Multi-participant conversations unfold in tree structures that can be converted to speaker graphs (see details in Section 3.2). TASTE uses LLMs to represent utterances; The max-cut graph optimization problem is used to derive contextual node (speaker) embeddings from the conversation graph. The embeddings of the two modalities are fused through a GRN layer. We considered several other text and node representations as well as different ways to combine them in a principled way.

Our architecture has two key benefits: First, it consistently outperforms an array of strong baselines, including the state-of-the-art, across topics in commonly used datasets. Second, through ablation and careful analysis, we get a glimpse of the interdependence of text and conversation structure.

We find that the heavy lifting is achieved by the conversation structure. Teasing text and structure modalities apart, we find that, in most cases, using the structure alone outperforms text-based models. Combining the textual modality with the structural further adds, on average, 12% to the accuracy. This result should not be read as “structure is more im-

portant than text”. Rather, we maintain that the stance signal is encoded in a structure with a higher signal-to-noise ratio compared to text. This makes sense as texts are produced in a conversational context by subjective individuals. We further discuss this idea in Section 7 as it goes back to the sociolinguistics concepts of face (Goffman, 1955), conversational norms (Grice, 1975), and communication grounding (Clark and Brennan, 1991).

2 Related Work

Stance Detection Early work tackled stance detection by identifying specific lexical forms. Biber and Finegan (1988) consider six adverbial categories that mark the speaker’s stance. Lexicons of word categories reflecting psychological states such as LIWC (Tausczik and Pennebaker, 2010) and MPQA (Wilson et al., 2005) were used effectively by (Somasundaran and Wiebe, 2010; Murakami and Raymond, 2010; Yin et al., 2012; Walker et al., 2012a; Wang and Cardie, 2014; Elfardy and Diab, 2016) among others.

Recent works fine-tune LLMs (Samih and Darwish, 2021; Kawintiranon and Singh, 2021), or employ zero-shot (Allaway and McKeown, 2020; Liang et al., 2022; Allaway and McKeown, 2023; Weinzierl and Harabagiu, 2024) and few-shot frameworks (Liu et al., 2021, 2022; Wen and Hauptmann, 2023; Khiabani and Zubiaga, 2024). These works use the textual content of an utterance as the sole or primary signal.

Speaker (user) and social attributes are extracted and used to enrich textual attributes in training regression and SVM models to predict utterance-level stance (Aldayel and Magdy, 2019; Lynn et al., 2019), while Murakami and Raymond (2010); Walker et al. (2012b); Yin et al. (2012) use the conversation structure with textual markers. Branch-Bert (Li et al., 2023) uses part of the conversation structure, i.e. a branch in the conversation tree in order to provide their stance classifier with some contextual information. While it is shown that the naive turn-taking structure that is captured in a branch does not fair well with graph-based embeddings (Pick et al., 2022), a turn-taking modeling combined with a LLM achieved improved results comparing to text-only models (Wen et al., 2024).

The relationship between the post and the user level is addressed by Sridhar et al. (2015); Benton and Dredze (2018); Li et al. (2018); Conforti et al. (2020). A hierarchical model combining text and

user representation is proposed by Porco and Goldwasser (2020). Pick et al. (2022) and Zhang et al. (2023) demonstrate that structure alone can achieve competitive results on both the utterance and the speaker levels.

These works, using or combining the different modalities, serve as our baseline models (see Section 5) and as the reference point for our analysis and discussion (Sections 6&7).

Multimodality Modalities indicate the different *mediums* that information is conveyed through text (in natural language), code (formal language), audio, visual, etc. Using more than a single modality achieves an improvement in the performance of many ML systems on multiple tasks. In multimodal learning, the representations of the different modalities are used explicitly in the training phase (Ramachandram and Taylor, 2017; Xu et al., 2023), rather than just defining a feature vector, e.g., (Aldayel and Magdy, 2019; Lynn et al., 2019).

Naturally, the common modalities that are used are those with mature uni-modal frameworks such as Transformers and CNNs for text and image processing and generation (Mao et al., 2016; Yu et al., 2017; Sharma et al., 2018; Ramesh et al., 2021; Ding et al., 2022; Rombach et al., 2022; Ramesh et al.; Kwak et al., 2023); modalities that are closely related such as conversational audio with its transcribed text, e.g., (Lai et al., 2019; Yao et al., 2020; Yao and Mihalcea, 2022), or code segments coupled with documentation, e.g., (Kwak et al., 2023) and commercial products like Github’s Copilot, OpenAI’s Codex, and Google’s Gemini.

Two of the works mentioned above explicitly address multi-modality in the context of stance detection. However, we note that the second modality used by (Weinzierl and Harabagiu, 2024) is the visual (image) modality; Multimodality in Khiabani and Zubiaga (2024) refers to the use the different modalities independently to train a number of independent classifiers.

In this paper, we apply the multimodal framework over two modalities: text and social context.

3 Methodology

3.1 Task Definition

Given a set of authors A participating in a discussion, the set $U^a = \{u_1^a, u_2^a, \dots, u_n^a\}$ denotes the utterances produced by $a \in A$ through the discussion, where each utterance u_j^a and user a have a label $y_{j,a}, y_a \in \{+, -\}$ (*pro, con*).

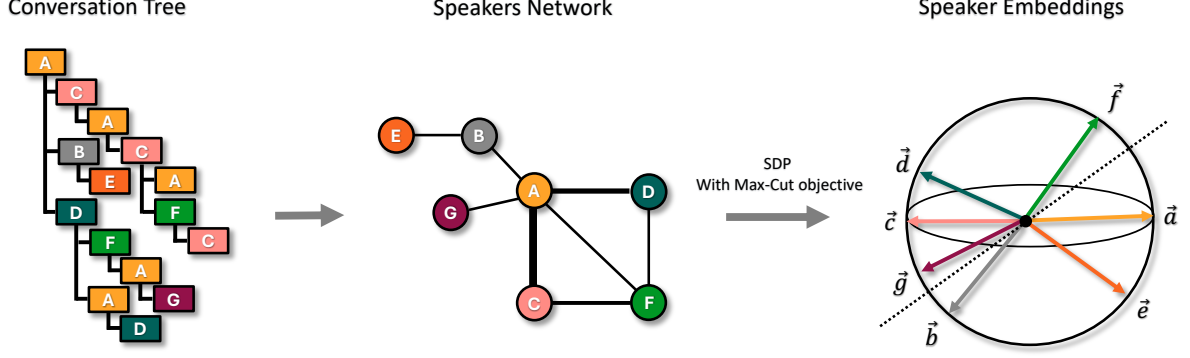


Figure 1: Illustration of a conversation tree, its corresponding speaker network, and the derived user embeddings using the max-cut SDP. Node colors correspond to speakers. Tree nodes represent utterances; Network nodes represent speakers. Edge width corresponds to the number of interactions. Users’ embeddings lie on an n -dimensional sphere and are rounded to discrete values by projection onto a random hyperplane (dashed line).

In this work, we address two distinct stance prediction tasks: utterance-level and author-level. At the utterance level, the classification task is straightforward – learning a classifier $\sigma(u_j^{(a)}, \cdot) = \hat{y}_{a,j}$ that minimizes some loss function $\ell(y_{j,a}, \hat{y}_{a,j})$. The dot in σ represents additional input that the classifier may take besides the utterance. In our case, this extra input is the speakers’ network graph (see Figure 1). In other cases that can be meta-data like the speaker’s age, gender, etc.

At the author/speaker level, we assume stance labels are assigned to speakers. This assumption is valid if a speaker holds a pre-formed and stable stance throughout the discussion. This is inherently the case in debate-like discussions like those in our datasets. The task, in this case, is to train a classifier $\sigma(U^{(a)}, \cdot) = \hat{y}_a$, in which all the utterances of a user are fed to the classifier, plus additional data (the graph in our case).

3.2 Model Architecture and Components

The model depicted in Figure 2 is the utterance-level classifier. It receives as input two modalities: textual and structural. The textual modality is the embedding of the utterance, and the structural is an embedding of the speaker (details below). The two embeddings are then fused using a GRN unit and fed into an MLP classifier. The MLP outputs a vector that quantifies the likelihood of each tag t in the tagset T (in our case $T = \{+, -\}$), and the binary prediction is the tag with maximum likelihood.

The author’s stance is computed by feeding all her utterances into the model (Figure 2), getting the prediction for each utterance separately, and taking the majority vote.

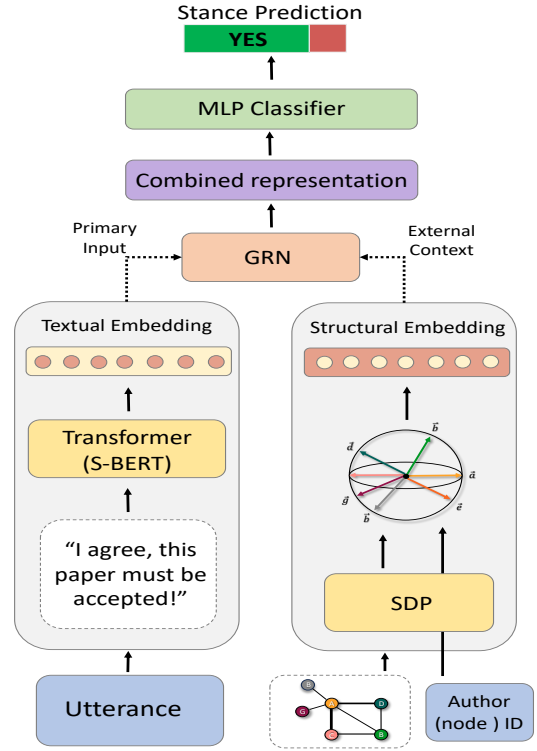


Figure 2: Illustration of the TASTE architecture.

In the remainder of this section, we describe the model components in more detail.

Textual Embedding The representation of an utterance u is derived directly from the pretrained model. Specifically, \vec{u} , the content embedding for u , is obtained as the [CLS] token vector, which is extracted by feeding u to pretrained Sentence-BERT Reimers and Gurevych (2019).

Structure and User Embedding We follow (Pick et al., 2022) in the structure representation

and user embedding. The discussion tree is first converted to a conversation graph (see Figure 1); each node represents a speaker, and an edge e_{ab} between nodes a and b indicates a direct interaction between them. w_{ab} indicates the weight of e_{ab} , determined by the number and type of interactions. The edge weights in the interaction graph are calculated as:

$$w_{a,b} = \alpha(\text{replies}(a,b) + \text{replies}(b,a)) + \beta(\text{quotes}(a,b) + \text{quotes}(b,a)) \quad (1)$$

where $\text{replies}(a,b)$ and $\text{quotes}(a,b)$ indicate the number of direct replies and quotes, between users a and b . The hyper-parameters α and β are used to reflect the significance of the type of interaction, often based on the conversational norms expected in the specific platform. Through empirical testing, we determined the optimal values for these weights. For the 4Forums dataset, where interactions typically consist of direct replies to the original post (OP) and selective quoting of pertinent content, the optimal values were found to be $\alpha = 0.02$ and $\beta = 1$. Conversely, for CreateDebate, α was set at 1.0 and β at 0.0, reflecting the infrequent use of quotes in this platform.

The intuition underpinning the structural embedding is that stronger disagreements lead to more intense interactions in the discussion tree, reflected as heavier-weight edges in the network. Thus, the user embeddings are trained to maximize the distance between users that are connected by heavy edges (max-cut). Mathematically, the divergence in views between a and b can be encoded in a distance metric d between two vectors $d(\vec{a}, \vec{b}) = (1 - \langle \vec{a}, \vec{b} \rangle)/2$. The maximal value of d is 1 (for antipodal vectors/stances), and the minimum is 0 (when $\vec{a} = \vec{b}$, same stance). This all leads to the following optimization problem over all pairs of interacting authors:

$$\mathcal{E} = \arg \max_{\vec{a} \in S^n: \forall a \in V} \sum_{(a,b) \in E} w_{ab} \frac{1 - \langle \vec{a}, \vec{b} \rangle}{2}, \quad (2)$$

where \vec{a} and \vec{b} are the unit vector embeddings for users a and b and S^n is the n -dimensional unit sphere (n is the number of users).

The optimization program in Eq.(2) is called a Semi-Definite Program (SDP) and can be efficiently solved using algorithms like the Ellipsoid method. We use the SDP proposed by [Goemans](#)

and [Williamson](#) (1995) as a relaxation for the max-cut problem. Figure 1 illustrates the relation between the max-cut problem and the SDP solution.

GRN: Content and Structure Fusion Gated Residual Networks (GRNs), as proposed by [Lim et al. \(2021\)](#), present an innovative approach to integrating a primary input vector with multiple context vectors of which relevance may vary. Notably, GRNs have proven to be particularly effective in handling datasets that are both relatively small and characterized by noise. In its basic form, the GRN unit processes a primary input vector, denoted a , along with a context vector c :

$$\begin{aligned} GRN(a, c) &= LayerNorm(a + GLU(\eta_1), \\ \eta_1 &= W_1 \eta_2 + b_1, \\ \eta_2 &= ELU(W_2 a + W_3 c + b_2), \\ GLU(\gamma) &= \sigma(W_4 \gamma + b_4) \odot (W_5 \gamma + b_5) \end{aligned}$$

We take the user content embedding as the primary vector and the user embedding as the context, fusing them through the GRN (taking the structural embedding as the primary vector and the text embeddings as the context yielded suboptimal results).

4 Data

Our analysis is conducted on two distinct datasets: 4Forums, introduced by [Walker et al. \(2012a\)](#), and CreateDebate, presented by [Hasan and Ng \(2014\)](#). These datasets have been widely used in prior work on stance detection, e.g., [Walker et al. \(2012a\)](#); [Sridhar et al. \(2015\)](#); [Abbott et al. \(2016\)](#); [Li et al. \(2018\)](#); [Pick et al. \(2022\)](#). For the reader’s convenience, we provide a brief overview of the datasets, emphasizing their unique characteristics. Descriptive statistics, comparing the two datasets are presented in Table 1.

4Forums 4Forums (no longer online) was a platform for political debates. Introduced by [Walker et al. \(2012a\)](#), the dataset includes annotations for agree/disagree stances in 202 debates on four major topics: abortion, evolution, gay marriage, and gun control. Annotations are provided at the user level. Gold labels of utterances are derived by broadcasting the author’s label to his posts.

CreateDebate CreateDebate, is an online platform developed as “a social tool that democratizes the decision-making process through online debate”. A user (the ‘OP’) starts a debate by posing a question (e.g., “Should abortion be illegal: Yes

Variable / Topic	Abortion	Evolution	Gay Marriage	Gun Control
Num of Posts	7,937	6,069	6,897	3,755
Num of Authors	1,048	1,046	939	779
Num of Conversations	51	53	49	49
Num of Interaction	14,460	9,640	13,764	6,462
Avg. tokens per Post	115.5	157.8	112.7	140.3

(a) **4Forum** dataset basic statistics.

Variable / Topic	Abortion	Gay Rights	Marijuana	Obama
Num of Posts	1,741	1,376	626	985
Num of Authors	458	446	310	380
Num of Conversations	24	11	15	15
Num of Interaction	1,168	915	350	515
Avg. tokens per Post	141.9	111.5	92.9	109.4

(b) **CreateDebate** dataset basic statistics.

Table 1: Descriptive statistics of the datasets.

or No?”). Other users can respond to the OP or to other users by adding a support, dispute, or clarification message. A benchmark containing 200 debates over four topics (abortion, gay rights, the legalization of marijuana, and Obama) was introduced by Hasan and Ng (2014). Self-annotation by debate participants provides gold labels at the utterance level. The most frequent self-assigned tag serves as the gold label of user.¹

5 Experimental Settings

5.1 Baselines

We compare our architecture to four other models based on text, structure or both:

STEM and SDP The STEM algorithm (Pick et al., 2022) is a stance classification algorithm that uses only the conversation structure. At its core, it is based on the SDP spelled in Eq. (2) and has shown superior results in author-level stance detection across datasets. It proceeds in three steps, the first is to compute the 2-core of the conversation graph; next compute the SDP embedding on the 2-core and derive author classifications from the vectors; finally, propagate the labels to the non-core part of the graph in a greedy manner. The derivation of author labels from SDP vector embedding is done via hyper-plane rounding (Goemans and Williamson, 1995). The geometric positioning of the user vectors on the n -dimensional sphere is illustrated in Figure 1.

A simplified version of STEM, which we call for simplicity SDP, skips the 2-core computation and applies SDP to the entire graph. The labels are derived using the hyperplane rounding technique.

¹Indeed, over 95% of the users self-annotated all of their utterances with the same label.

PSL The Probabilistic Soft Logic (PSL) (Sridhar et al., 2015) approach combines the expressiveness of first-order logic with the probabilistic modeling capabilities of graphical models. It allows for the flexible specification of complex, relational structures and dependencies in the data, making it well-suited for tasks such as stance detection. PSL formulates the problem as a joint probabilistic inference task, where the goal is to infer the most likely values of the unobserved variables (such as stance labels) given the observed data (such as textual features).

S-BERT Sentence-BERT is a modification of the BERT model specifically designed for sentence embeddings. Developed by (Reimers and Gurevych, 2019), S-BERT fine-tunes BERT by training it on a siamese and triplet network architecture, which allows it to learn better sentence embeddings. These embeddings are capable of capturing semantic similarity between sentences, making them useful for various natural language processing tasks like sentence classification, semantic search, and clustering. S-BERT has been shown to outperform traditional BERT embeddings in tasks that require an understanding of sentence-level semantics.

Global The Global Embedding model, as introduced by Li et al. (2018), leverages both text and structural information within online debates to create a unified global embedding. Unlike traditional methods that might treat text and structure separately, their method captures the nuanced interplay between an author’s contributions and the broader conversational context. While their approach closely aligns with our methodology in considering both structural and textual information, their model integrates these two dimensions into a single global embedding, contrasting with our technique of generating distinct embeddings for text and structure separately.

6 Results and Analysis

Table 2(a–d) compares TASTE and the baseline models for utterance and user level over the two benchmarks and across topics. The table also provides results of three variations of the TASTE architecture: (1) **TASTE@GRN(SDP+SBERT)** uses GRN to fuse the SDP and the S-BERT embedding; (2) **TASTE@CNCT(SDP+SBERT)** skips the GRN, concatenates the two embeddings and pushes them into the MLP layer; (3)

Model	Abortion	Evolution	Gay Marriage	Gun Control	Average
PSL (Sridhar et al., 2015)	77.0	80.3	80.5	69.1	76.7
Global (Li et al., 2018)	86.5	82.2	88.1	83.1	84.9
S-BERT (<i>Text-Only</i>)	67.7	69.8	68.9	71.7	69.5
SDP (<i>Structure-Only</i>)	81.2	76.3	78.1	67.7	75.8
TASTE@GRN(N2V+SBERT)	67.9	70.2	69.0	71.1	69.6
TASTE@CNCT(SDP+SBERT)	83.0	80.5	80.2	76.2	79.9
TASTE@GRN(SDP+SBERT)	90.5	88.9	88.4	83.2	87.7

(a) **Post** stance classification accuracy for **4Forums** dataset.

Model	Abortion	Evolution	Gay Marriage	Gun Control	Average
PSL (Sridhar et al., 2015)	66.0	78.7	77.1	68.3	72.5
STEM (Pick et al., 2022)	78.2	75.5	77.0	71.2	75.6
S-BERT (<i>Text-Only</i>)	71.1	79.5	78.0	76.8	76.3
SDP (<i>Structure-Only</i>)	71.6	81.9	80.1	68.1	75.4
TASTE@GRN(N2V+SBERT)	70.3	79.9	79.2	76.2	76.4
TASTE@CNCT(SDP+SBERT)	74.1	82.7	81.0	77.5	78.8
TASTE@GRN(SDP+SBERT)	79.6	83.9	82.5	78.8	81.2

(b) **Author** stance classification accuracy for **4Forums** dataset.

Model	Abortion	Gay Rights	Marijuana	Obama	Average
PSL (Sridhar et al., 2015)	66.8	72.7	69.1	63.7	68.0
Global (Li et al., 2018)	81.1	77.2	77.6	64.8	75.1
S-BERT (<i>Text-Only</i>)	63.0	64.8	71.9	58.9	64.6
SDP (<i>Structure-Only</i>)	71.4	69.8	70.6	57.0	67.2
TASTE@GRN(N2V+SBERT)	62.8	65.0	71.8	60.2	64.9
TASTE@CNCT(SDP+SBERT)	71.5	78.8	72.2	70.9	73.3
TASTE@GRN(SDP+SBERT)	80.1	82.5	78.0	78.7	79.8

(c) **Post** stance classification accuracy for **CreateDebate** dataset.

Model	Abortion	Gay Rights	Marijuana	Obama	Average
PSL (Sridhar et al., 2015)	69.5	74.0	75.4	66.1	71.2
STEM (Pick et al., 2022)	85.7	79.9	70.5	82.3	79.6
S-BERT (<i>Text-Only</i>)	63.9	70.3	75.3	55.3	66.2
SDP (<i>Structure-Only</i>)	61.0	75.5	76.3	56.0	67.2
TASTE@GRN(N2V+SBERT)	64.8	70.1	75.6	56.2	66.6
TASTE@CNCT(SDP+SBERT)	67.6	79.0	78.0	62.6	71.8
TASTE@GRN(SDP+SBERT)	71.9	81.7	79.6	74.9	77.0

(d) **Author** stance classification accuracy for **CreateDebate** dataset.

Table 2: Average accuracy on authors’ and posts’ stance classification of 4Forums and CreateDebate datasets across eight discussion topics. **TASTE** architecture differ in their fusion method and the type of structural embedding used: Gated Residual Network (*GRN*) and concatenation (*CNCT*) techniques for fusion, alongside employing either Node2Vec (*N2V*) or Semi-Definite Programming (*SDP*) for structural embeddings. Highest scores for each topic are highlighted in bold.

TASTE@GRN(N2V+SBERT) uses a node2vec (Grover and Leskovec, 2016) instead of SDP.

Keeping in line with previous works, we use ac-

curacy as the base metric to evaluate the models. Reported values are average accuracy of a 5-fold cross-validation setting. All results achieved sta-

tistical significance with p -values less than 0.05 in paired t -tests comparing the TASTE model against the baseline models.

TASTE@GRN(SDP+SBERT) achieves best performance in 3 out of 4 tasks (2a-c), across all topics. TASTE@CNCT(SDP+SBERT) was ranked second, trailing STEM, in the fourth task at Table 2d. However, replicating the work of Pick et al. (2022) we observed that they excluded users lacking strong inter-annotator agreement; these are probably the more challenging cases. In contrast, our application of TASTE and the SDP considers all users, hence the observed differences in performance in some cases. The other two versions of TASTE are often competitive but are outperformed by some of the baselines. This trend emphasizes the advantage provided by the learning SDP embeddings, compared to node2vec, and of the use of the GRN unit for vectors fusion, compared to concatenation. Finally, we observe that SDP alone achieves excellent results – being the strongest of the baselines in tasks a–c.

Content vs. Structure Using uni-modal approach, we can tease the content and the structure apart and gain some interesting insights about interplay between them. intense (dense) though short (in utterance length) interactions, such as those in the Abortion, Evolution, and Gay Marriage topics, are better captured by structural models such as the SDP, while less intense interactions that exhibit longer utterances, such as in Gun Control, are better captured by text based embeddings such as S-BERT. The uni-modal results along with the number of interactions and the number of tokens in each topic are provided in Table 3 in Appendix A.

This pattern can be explained in a number of ways: (i) in highly interactive but less verbose environments, the structure of interactions becomes more important in indicating stance. The structure of the discourse, encompassing aspects such as the frequency and network of replies, becomes a potent indicator of the users’ stances, and (ii) long argumentation is correlated with sparser networks since participation is more demanding. On the other hand – the longer texts provide stronger signal to be exploited by text-based models.

These results suggest that the effectiveness of structure vs. content-focused models also depends on the conversational dynamics that constitute the (local) social context.

Integrating content and structural information in

a multimodal manner proves robust across datasets, topics, and conversational dynamics. The multimodal approach grounds the potentially rich textual content in the relevant social context. An additional analysis of a concrete example is provided in Appendix B, underscoring the benefits of our multimodal approach.

Node Embeddings: SDP vs. node2vec Using SDP to obtain node embeddings proved superior to the more traditional node2vec approach, with performance gains between 0.09 and 0.17. We attribute the difference in performance to two factors: (i) node2vec performs best on networks much larger than the conversational networks in our datasets, and (ii) The node2vec approach aims at minimizing the distances between neighbouring nodes, while in our case we actually try to separate them, given the intuition that they reflect opposite stances. The SDP, on the other hand is designed to achieve exactly that via the max-cut.

Fusion Strategy We considered a naive yet commonly used fusion strategy, namely concatenation of the representations (see results in Table 4 in Appendix C). Using a GRN layer significantly outperforms concatenation across all topics. This notable difference in the results can be attributed to the GRN layer’s ability to scrupulously combine the distinct properties of both content and structure embeddings. Unlike simple concatenation, which merely amalgamates or adds up the information, the GRN layer applies a more nuanced approach. It effectively ‘gates’ the information from each embedding, allowing for a selective integration process. This gating mechanism is particularly advantageous in handling smaller and noisier datasets where discerning relevant information is critical. The GRN layer’s capacity to attend to the most pertinent features from both content and structural data results in a more accurate and robust stance detection model.

Stance and the Number of Utterances Examining the error rate of TASTE at the author level with regards to the number of utterances per user, we observed that the error rate over users with only one or two utterances is $\times 1.5$ the average error rate, and an order of magnitude higher than the error rate over users with twenty utterances or more (which drops to only 0.05). Nevertheless, TASTE outperforms other models even over the users with a low number of utterances. These results again confirm

our intuition: Sharp stance differences are reflected by the conversation dynamics. The more intense the conversation – the more utterances a user makes (high engagement), providing a stronger signal in both modalities. However, the structural embeddings enhance the signal even in cases of a curtailed contribution of one or two utterances.

The performance gap between TASTE and other models is notably smaller at the author level than at the post level. This can be explained by the inference stage methodology, which determines a user’s stance through majority voting across all their posts. Consequently, if a model accurately predicts the majority stance of a user’s posts, it achieves perfect accuracy for that user, which is a harder task than correctly classifying each individual post by that same user. Therefore, the latter task is more effective at highlighting performance differences between models.

7 Discussion

Social Grounding and Multimodality In linguistics, cognitive science, and communication studies the concept of *grounding* refers to a communication phase in which the interlocutors assume or establish the common ground required for mutual understanding (Harnad, 1990; Clark and Brennan, 1991; Lewis, 2008). In the field of AI (NLP, Autonomous Agents, etc.), the term ‘grounding’ usually means that models are trained with respect to other modalities that reflect the “environment”. Typical examples include visual and audio modalities, e.g., (Ngiam et al., 2011; Mao et al., 2016; Yao and Mihalcea, 2022). This latter practical approach to grounding could be viewed as a limited implementation of the broader concept of communication grounding (Chandu et al., 2021). Our results empirically confirm fundamental frameworks such as face work (Goffman, 1955) and the cooperative principle (Grice, 1975) – in which texts are interpreted upon grounding in the (limited) social context – the conversation graph.

Datasets and Conversational Dynamics Some recent work (see Section 2) use other, more recent, datasets. The focus of this work is the interplay between content and speaker dynamics, hence where datasets cannot be used for proper comparison of the utterance level, nor for speaker-level stance.

Modalities, Fusion strategies (and terminology) The work of Li et al. (2018), explicitly modeling

text and structure, is the most similar to our work. However, while their strategy for integrating text, speaker, and structure can be viewed as early fusion², resulting in global embeddings in one shared space, our methodology combines embeddings of the different modalities using joint (hierarchical) fusion strategy (Huang et al., 2020; Xu et al., 2023). We believe that the joint fusion of separate embeddings provides flexibility that results in higher efficiency. Specifically, it allows the use of the SDP for speaker representation. These non-orthodox embeddings are learned efficiently at the conversation level in a completely unsupervised manner.

8 Conclusion

We introduced TASTE, a multimodal model fusing Text and Structure Embedding model, designed for stance detection. The model effectively leverages the intricate interplay of conversation content and structure to compute comprehensive user embeddings. We have shown that the application of a GRN layer, initially utilized for multi-horizon time-series forecasting as described by Lim et al. (2021), is particularly advantageous for the task we are addressing, especially considering the constraints of our relatively small dataset. Our evaluation of the 4Forum and CreateDebate datasets, alongside comparisons with state-of-the-art models, highlights the distinct advantages of TASTE.

Furthermore, our analysis revealed a notable correlation between stance classification accuracy and the balance of textual depth and interaction frequency. Specifically, in scenarios where participant interactions are frequent yet text contributions are succinct, structural-based models gain an upper hand. Conversely, in conversations characterized by lengthier texts but fewer interactions, content-based models excel.

While uni-modal approaches have their respective advantages in certain scenarios, it is the integration of both these elements that consistently leads to the most solid and reliable outcomes. This combined approach not only delves into the detailed and subtle aspects of the textual content but also leverages the patterns and complexities in human interactions, in line with theoretical frameworks established by (Goffman, 1955, 1978; Grice, 1975) and others.

²We note that Li et al. do not refer to their model as multimodal and do not explicitly refer to the fusion strategy.

9 Limitations

Our approach suffers from a number of limitations that would be addressed in future work.

First, although the 4Forums and CreateDebate datasets are commonly used and allow us to compare our work to relevant previous works, further evaluation on more diverse and contemporary datasets, such as social media platforms like X (Twitter) or Reddit, would improve the generalizability of our findings.

A second, though related, limitation stems from the focus on English datasets. The performance of the model highly depends on conversational norms and dynamics, which may vary across languages and platforms.

Finally, the model, at least when applied on the user level, is based on the implicit assumption that a speaker holds a pre-formed and stable stance throughout the discussion. While this assumption holds in the datasets we use, it may not hold in other datasets, e.g., Reddit’s Change My View in which users are encouraged to persuade each other: “A place to post an opinion you accept may be flawed, in an effort to understand other perspectives on the issue. Enter with a mindset for conversation, not debate.” Future work should address the (optimistic) case in which speakers are less dogmatic and open to change of hearts. We plan to address this by combining our architecture that depends on the global conversation structure with the local turn taking recently explored by (Wen et al., 2024).

References

- Rob Abbott, Brian Ecker, Pranav Anand, and Marilyn Walker. 2016. Internet argument corpus 2.0: An sql schema for dialogic social media and the corpora to go with it. In *Proceedings of the Tenth International Conference on Language Resources and Evaluation (LREC’16)*, pages 4445–4452.
- Abeer Aldayel and Walid Magdy. 2019. Your stance is exposed! analysing possible factors for stance detection on social media. *Proceedings of the ACM on Human-Computer Interaction*, 3(CSCW):1–20.
- Emily Allaway and Kathleen McKeown. 2020. Zero-shot stance detection: A dataset and model using generalized topic representations. In *Proceedings of the 2020 Conference on Empirical Methods in Natural Language Processing (EMNLP)*, pages 8913–8931.
- Emily Allaway and Kathleen McKeown. 2023. Zero-shot stance detection: Paradigms and challenges. *Frontiers in Artificial Intelligence*, 5:1070429.
- Adrian Benton and Mark Dredze. 2018. Using author embeddings to improve tweet stance classification. In *Proceedings of the 2018 EMNLP Workshop W-NUT: The 4th Workshop on Noisy User-generated Text*, pages 184–194.
- Douglas Biber and Edward Finegan. 1988. Adverbial stance types in english. *Discourse processes*, 11(1):1–34.
- Khyathi Raghavi Chandu, Yonatan Bisk, and Alan W Black. 2021. Grounding ‘grounding’ in nlp. In *Findings of the Association for Computational Linguistics: ACL-IJCNLP 2021*, pages 4283–4305.
- Herbert H Clark and Susan E Brennan. 1991. Grounding in communication.
- Costanza Conforti, Jakob Berndt, Mohammad Taher Pilehvar, Chryssi Giannitsarou, Flavio Toxvaerd, and Nigel Collier. 2020. Will-they-won’t-they: A very large dataset for stance detection on twitter. In *Proceedings of the 58th Annual Meeting of the Association for Computational Linguistics*, pages 1715–1724.
- Ming Ding, Wendi Zheng, Wenyi Hong, and Jie Tang. 2022. Cogview2: Faster and better text-to-image generation via hierarchical transformers. *Advances in Neural Information Processing Systems*, 35:16890–16902.
- Heba Elfardy and Mona Diab. 2016. [CU-GWU perspective at SemEval-2016 task 6: Ideological stance detection in informal text](#). In *Proceedings of the 10th International Workshop on Semantic Evaluation (SemEval-2016)*, pages 434–439, San Diego, California. Association for Computational Linguistics.
- Michel X. Goemans and David P. Williamson. 1995. [Improved approximation algorithms for maximum cut and satisfiability problems using semidefinite programming](#). *J. ACM*, 42(6):1115–1145.
- Erving Goffman. 1955. On face-work: An analysis of ritual elements in social interaction. *Psychiatry*, 18(3).
- Erving Goffman. 1978. Response cries. *Language*, pages 787–815.
- H Paul Grice. 1975. Logic and conversation. 1975, pages 41–58.
- Aditya Grover and Jure Leskovec. 2016. node2vec: Scalable feature learning for networks. In *Proceedings of the 22nd ACM SIGKDD international conference on Knowledge discovery and data mining*, pages 855–864.
- Stevan Harnad. 1990. The symbol grounding problem. *Physica D: Nonlinear Phenomena*, 42(1-3):335–346.
- Kazi Saidul Hasan and Vincent Ng. 2014. [Why are you taking this stance? identifying and classifying reasons in ideological debates](#). In *Proceedings of*

- the 2014 Conference on Empirical Methods in Natural Language Processing (EMNLP), pages 751–762, Doha, Qatar. Association for Computational Linguistics.
- Shih-Cheng Huang, Anuj Pareek, Saeed Seyyedi, Imon Banerjee, and Matthew P Lungren. 2020. Fusion of medical imaging and electronic health records using deep learning: a systematic review and implementation guidelines. *NPJ digital medicine*, 3(1):136.
- Kristen Johnson and Dan Goldwasser. 2016. Identifying stance by analyzing political discourse on twitter. In *Proceedings of the First Workshop on NLP and Computational Social Science*, pages 66–75.
- Kenneth Joseph, Lisa Friedland, William Hobbs, David Lazer, and Oren Tsur. 2017. Constance: Modeling annotation contexts to improve stance classification. In *Proceedings of the 2017 Conference on Empirical Methods in Natural Language Processing*, pages 1115–1124.
- Kornnaphop Kawintiranon and Lisa Singh. 2021. Knowledge enhanced masked language model for stance detection. In *Proceedings of the 2021 conference of the north american chapter of the association for computational linguistics: human language technologies*, pages 4725–4735.
- Parisa Jamadi Khiabani and Arkaitz Zubiaga. 2024. [Few-shot learning for cross-target stance detection by aggregating multimodal embeddings](#). *IEEE Transactions on Computational Social Systems*, 11(2):2081–2090.
- Changwon Kwak, Pilsu Jung, and Seonah Lee. 2023. A multimodal deep learning model using text, image, and code data for improving issue classification tasks. *Applied Sciences*, 13(16):9456.
- Catherine Lai, Beatrice Alex, Johanna Moore, Leimin Tian, Tatsuro Hori, and Gianpiero Francesca. 2019. [Detecting topic-oriented speaker stance in conversational speech](#). pages 46–50.
- David Lewis. 2008. *Convention: A philosophical study*. John Wiley & Sons.
- Chang Li, Aldo Porco, and Dan Goldwasser. 2018. Structured representation learning for online debate stance prediction. In *Proceedings of the 27th International Conference on Computational Linguistics*, pages 3728–3739.
- Yupeng Li, Haorui He, Shaonan Wang, Francis C. M. Lau, and Yunya Song. 2023. [Improved target-specific stance detection on social media platforms by delving into conversation threads](#). *IEEE Transactions on Computational Social Systems*, 10(6):3031–3042.
- Bin Liang, Zixiao Chen, Lin Gui, Yulan He, Min Yang, and Ruifeng Xu. 2022. Zero-shot stance detection via contrastive learning. In *Proceedings of the ACM Web Conference 2022*, pages 2738–2747.
- Bryan Lim, Sercan Ö. Arik, Nicolas Loeff, and Tomas Pfister. 2021. [Temporal fusion transformers for interpretable multi-horizon time series forecasting](#). *International Journal of Forecasting*, 37(4):1748–1764.
- Rui Liu, Zheng Lin, Huishan Ji, Jiangnan Li, Peng Fu, and Weiping Wang. 2022. Target really matters: Target-aware contrastive learning and consistency regularization for few-shot stance detection. In *Proceedings of the 29th International Conference on Computational Linguistics*, pages 6944–6954.
- Rui Liu, Zheng Lin, Yutong Tan, and Weiping Wang. 2021. Enhancing zero-shot and few-shot stance detection with commonsense knowledge graph. In *Findings of the Association for Computational Linguistics: ACL-IJCNLP 2021*, pages 3152–3157.
- Ilya Loshchilov and Frank Hutter. 2019. [Decoupled weight decay regularization](#). *Preprint*, arXiv:1711.05101.
- Veronica Lynn, Salvatore Giorgi, Niranjana Balasubramanian, and H Andrew Schwartz. 2019. Tweet classification without the tweet: An empirical examination of user versus document attributes. In *Proceedings of the third workshop on natural language processing and computational social science*, pages 18–28.
- Junhua Mao, Jiajing Xu, Kevin Jing, and Alan L Yuille. 2016. Training and evaluating multimodal word embeddings with large-scale web annotated images. *Advances in neural information processing systems*, 29.
- Saif Mohammad, Svetlana Kiritchenko, Parinaz Sobhani, Xiaodan Zhu, and Colin Cherry. 2016. Semeval-2016 task 6: Detecting stance in tweets. In *Proceedings of the 10th International Workshop on Semantic Evaluation (SemEval-2016)*, pages 31–41.
- Akiko Murakami and Rudy Raymond. 2010. [Support or oppose? classifying positions in online debates from reply activities and opinion expressions](#). In *Coling 2010: Posters*, pages 869–875, Beijing, China. Coling 2010 Organizing Committee.
- Jiquan Ngiam, Aditya Khosla, Mingyu Kim, Juhan Nam, Honglak Lee, and Andrew Y Ng. 2011. Multimodal deep learning. In *Proceedings of the 28th international conference on machine learning (ICML-11)*, pages 689–696.
- Ron Korenblum Pick, Vladyslav Kozhukhov, Dan Vilenchik, and Oren Tsur. 2022. Stem: Unsupervised structural embedding for stance detection. In *Proceedings of the 36th AAAI Conference on Artificial Intelligence*.
- Aldo Porco and Dan Goldwasser. 2020. Predicting stance change using modular architectures. In *Proceedings of the 28th International Conference on Computational Linguistics*, pages 396–406.
- Rajkumar Pujari and Dan Goldwasser. 2021. [Understanding politics via contextualized discourse processing](#). In *Proceedings of the 2021 Conference on*

- Empirical Methods in Natural Language Processing*, pages 1353–1367, Online and Punta Cana, Dominican Republic. Association for Computational Linguistics.
- Dhanesh Ramachandram and Graham W Taylor. 2017. Deep multimodal learning: A survey on recent advances and trends. *IEEE signal processing magazine*, 34(6):96–108.
- Aditya Ramesh, Prafulla Dhariwal, Alex Nichol, Casey Chu, and Mark Chen. Hierarchical text-conditional image generation with clip latents.
- Aditya Ramesh, Mikhail Pavlov, Gabriel Goh, Scott Gray, Chelsea Voss, Alec Radford, Mark Chen, and Ilya Sutskever. 2021. Zero-shot text-to-image generation. In *International Conference on Machine Learning*, pages 8821–8831. PMLR.
- Nils Reimers and Iryna Gurevych. 2019. [Sentence-bert: Sentence embeddings using siamese bert-networks](#). Preprint, arXiv:1908.10084.
- Robin Rombach, Andreas Blattmann, Dominik Lorenz, Patrick Esser, and Björn Ommer. 2022. High-resolution image synthesis with latent diffusion models. In *2022 IEEE/CVF Conference on Computer Vision and Pattern Recognition (CVPR)*, pages 10674–10685. IEEE.
- Younes Samih and Kareem Darwish. 2021. A few topical tweets are enough for effective user stance detection. In *Proceedings of the 16th Conference of the European Chapter of the Association for Computational Linguistics: Main Volume*, pages 2637–2646.
- Piyush Sharma, Nan Ding, Sebastian Goodman, and Radu Soricut. 2018. Conceptual captions: A cleaned, hypernymed, image alt-text dataset for automatic image captioning. In *Proceedings of the 56th Annual Meeting of the Association for Computational Linguistics (Volume 1: Long Papers)*, pages 2556–2565.
- Swapna Somasundaran and Janyce Wiebe. 2010. Recognizing stances in ideological on-line debates. In *Proceedings of the NAACL HLT 2010 workshop on computational approaches to analysis and generation of emotion in text*, pages 116–124.
- Dhanya Sridhar, James Foulds, Bert Huang, Lise Getoor, and Marilyn Walker. 2015. [Joint models of disagreement and stance in online debate](#). In *Proceedings of the 53rd Annual Meeting of the Association for Computational Linguistics and the 7th International Joint Conference on Natural Language Processing (Volume 1: Long Papers)*, pages 116–125, Beijing, China. Association for Computational Linguistics.
- Yla R Tausczik and James W Pennebaker. 2010. The psychological meaning of words: Liwc and computerized text analysis methods. *Journal of language and social psychology*, 29(1):24–54.
- Marilyn Walker, Pranav Anand, Rob Abbott, and Ricky Grant. 2012a. [Stance classification using dialogic properties of persuasion](#). In *Proceedings of the 2012 Conference of the North American Chapter of the Association for Computational Linguistics: Human Language Technologies*, pages 592–596, Montréal, Canada. Association for Computational Linguistics.
- Marilyn A Walker, Jean E Fox Tree, Pranav Anand, Rob Abbott, and Joseph King. 2012b. A corpus for research on deliberation and debate. In *LREC*, volume 12, pages 812–817. Istanbul, Turkey.
- Lu Wang and Claire Cardie. 2014. [Improving agreement and disagreement identification in online discussions with a socially-tuned sentiment lexicon](#). In *Proceedings of the 5th Workshop on Computational Approaches to Subjectivity, Sentiment and Social Media Analysis*, pages 97–106, Baltimore, Maryland. Association for Computational Linguistics.
- Maxwell Weinzierl and Sanda Harabagiu. 2024. Tree-of-counterfactual prompting for zero-shot stance detection. In *Proceedings of the 62nd Annual Meeting of the Association for Computational Linguistics (Volume 1: Long Papers)*, pages 861–880.
- Haoyang Wen and Alexander G Hauptmann. 2023. Zero-shot and few-shot stance detection on varied topics via conditional generation. In *Proceedings of the 61st Annual Meeting of the Association for Computational Linguistics (Volume 2: Short Papers)*, pages 1491–1499.
- Haoyang Wen, Eduard Hovy, and Alexander G Hauptmann. 2024. Transitive consistency constrained learning for entity-to-entity stance detection. In *Proceedings of the 62nd Annual Meeting of the Association for Computational Linguistics (Volume 1: Long Papers)*, pages 1467–1480.
- Theresa Wilson, Janyce Wiebe, and Paul Hoffmann. 2005. Recognizing contextual polarity in phrase-level sentiment analysis. In *Proceedings of human language technology conference and conference on empirical methods in natural language processing*, pages 347–354.
- Peng Xu, Xiatian Zhu, and David A. Clifton. 2023. [Multimodal learning with transformers: A survey](#). *IEEE Transactions on Pattern Analysis and Machine Intelligence*, 45(10):12113–12132.
- Yiqun Yao and Rada Mihalcea. 2022. [Modality-specific learning rates for effective multimodal additive late-fusion](#). In *Findings of the Association for Computational Linguistics: ACL 2022*, pages 1824–1834, Dublin, Ireland. Association for Computational Linguistics.
- Yiqun Yao, Verónica Pérez-Rosas, Mohamed Abouelenen, and Mihai Burzo. 2020. Morse: Multimodal sentiment analysis for real-life settings. In *Proceedings of the 2020 International Conference on Multimodal Interaction*, pages 387–396.

Jie Yin, Nalin Narang, Paul Thomas, and Cecile Paris. 2012. [Unifying local and global agreement and disagreement classification in online debates](#). In *Proceedings of the 3rd Workshop in Computational Approaches to Subjectivity and Sentiment Analysis*, pages 61–69, Jeju, Korea. Association for Computational Linguistics.

Dongfei Yu, Jianlong Fu, Tao Mei, and Yong Rui. 2017. Multi-level attention networks for visual question answering. In *Proceedings of the IEEE conference on computer vision and pattern recognition*, pages 4709–4717.

Chong Zhang, Zhenkun Zhou, Xingyu Peng, and Ke Xu. 2023. [Doubleh: Twitter user stance detection via bipartite graph neural networks](#). *Preprint*, arXiv:2301.08774.

A Uni-modal Results

Table 3 presents uni-modal results, along with the number of interactions and the number of tokens in each topic. The table promotes an interesting observation regarding the interplay between content and structure: intense (dense) though short (in utterance length) interactions, such as those in the Abortion, Evolution, and Gay Marriage topics, are better captured by structural models such as the SDP, while less intense interactions that exhibit longer utterances, such as in Gun Control, are better captured by text based embeddings such as S-BERT.

	Abortion	Evolution	Gay Marriage	Gun Control
# Interaction	14,460	9,640	13,764	6,462
Avg. tokens	115.5	157.8	112.7	140.3
S-BERT (Acc.)	67.7	69.8	68.9	71.7
SDP (Acc.)	81.2	76.3	78.1	67.7

Table 3: Post stance classification on the 4Forums dataset comparing pure textual vs. pure structural approaches (S-BERT vs SDP). The number of interactions and the average length, per topic, are listed.

B Analysis of an Illustrative Example

The exchange presented in Figure 3 provides an example for the value of the multimodal framework and the contribution of the SDP to understanding the global structure of a discussion. In this discussion on gun control, participants engage in a more complex interaction pattern than simple turn-taking, where each comment directly opposes the previous one. Instead, participants often respond supportively to others’ comments, creating a nuanced dynamic which locally violates the max-cut assumption, a violation that may also affect the tone of the comment. The first comment of C, which locally violates the max-cut hypothesis, is such an example of supportive utterance which reads quite ambiguous when taken out of context. However, by adding to the model the global overview of the SDP, our model can accurately capture these interactions and correctly classify the participants’ stances, circumventing the local max-cut violation and the diluted tone of the utterance. Diving into specific results, relying solely on SBERT led to a 71% accuracy for the entire conversation from which this excerpt is taken, while our best TASTE model achieved a 92% accuracy. This significant improvement underscores the effectiveness of combining textual and structural embeddings for nuanced stance detection.

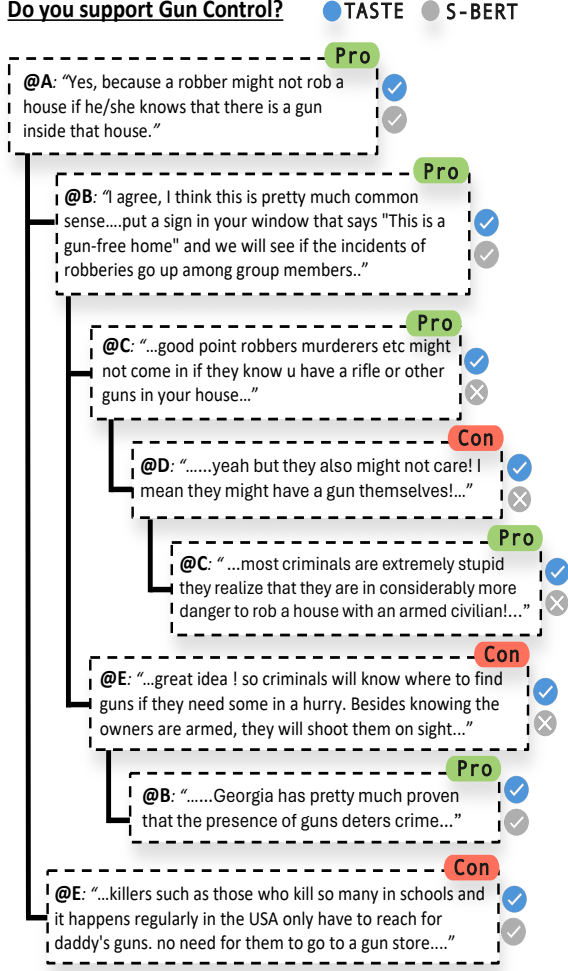


Figure 3: A short excerpt from a longer discussion (“Do you support Gun Control?”) in 4Forums. Pro/Con indicates the true label. ✓ or ✗ in a blue (gray) circle indicate whether TASTE (S-BERT) assigned the correct label to the utterance.

C GRN and Naive Fusion

4Forums Dataset				
	Abortion	Evolution	Gay Marriage	Gun Control
TASTE@CNCT (Acc.)	83.0	80.5	80.2	76.2
TASTE@GRN (Acc.)	90.5	88.9	88.4	83.2
CreateDebate Dataset				
	Abortion	Gay Rights	Marijuana	Obama
TASTE@CNCT (Acc.)	71.5	78.8	72.2	70.9
TASTE@GRN (Acc.)	80.1	82.5	78.0	78.7

Table 4: Post stance classification accuracy comparison for CD and 4Forums datasets. The GRN version consistently outperforms the CNCT version across all topics, illustrating the effectiveness of integrating content and structure through the GRN layer.

Table 4 provides the GRN and the the concatenations results for the two datasets.

D Technical Specifications

We trained TASTE with a maximum of 10 epochs, employing the AdamW optimizer (Loshchilov and Hutter, 2019) with a batch size of 16. A learning rate decay strategy was utilized, starting the learning rate within the range of 10^{-5} . This rate was halved each time the validation loss showed no improvement every three epochs. The training was terminated when either the learning rate was reduced to the minimum threshold of 10^{-8} , or when the maximum epoch limit of 10 was reached. To avoid data leakage, we ensured that posts from the same author were not included in both training and test sets simultaneously. In both training and testing we used Google’s co-lab environment with T4 GPU. Training each TASTE version, and also running each experiment ran for on average for no more than two hours.