

Style3D: Attention-guided Multi-view Style Transfer for 3D Object Generation

Bingjie Song, Xin Huang, Ruting Xie, Xue Wang, Qing Wang
Northwestern Polytechnical University



Figure 1. **Style3D**: a novel approach for instant generation of stylized 3D objects. It generates high-quality, stylized 3D objects from single content-style image pairs in 30 seconds, preserving geometric consistency and stylistic fidelity across multiple viewpoints.

Abstract

We present *Style3D*, a novel approach for generating stylized 3D objects from a content image and a style image. Unlike most previous methods that require case- or style-specific training, *Style3D* supports instant 3D object stylization. Our key insight is that 3D object stylization can be decomposed into two interconnected processes: multi-view dual-feature alignment and sparse-view spatial reconstruction. We introduce *MultiFusion Attention*, an attention-guided technique to achieve multi-view stylization from the content-style pair. Specifically, the query features from the content image preserve geometric consistency across multiple views, while the key and value features from the style image are used to guide the stylistic transfer. This dual-feature alignment ensures that spatial coherence and stylistic fidelity are maintained across multi-view images. Finally, a large 3D reconstruction model is introduced to gen-

erate coherent stylized 3D objects. By establishing an interplay between structural and stylistic features across multiple views, our approach enables a holistic 3D stylization process. Extensive experiments demonstrate that *Style3D* offers a more flexible and scalable solution for generating style-consistent 3D assets, surpassing existing methods in both computational efficiency and visual quality.

1. Introduction

Recent advancements in 3D generation [33, 42, 47] have significantly lowered the barrier to creating 3D assets, unlocking new possibilities for applications in video games, digital art, virtual reality, and beyond. Despite these advances in generating individual 3D models, creating 3D objects with arbitrary, user-defined styles remains a key challenge. Most existing methods focus on generating 3D objects from a text prompt or a single image, making it diffi-

cult to transfer diverse styles onto these objects. However, enabling users to generate 3D objects with flexible styling is essential for creating unique assets that fit a wide range of creative and interactive contexts.

While style transfer techniques have been successfully applied in 2D domains [21, 48, 48], few methods have extended this capability to broad 3D object generation. Some methods [24, 58] attempt to achieve 3D style transfer by applying 2D style techniques to dense multi-view images and then reconstructing 3D contents. Others [1, 28, 61] focus on editing or modifying existing 3D assets with a specific style, rather than creating novel, stylized 3D objects from scratch. In general, these approaches come with notable limitations: (1) Multi-view inconsistency. By applying 2D style transfer independently to each view, these methods often introduce inconsistencies across multi-view images, leading to 3D reconstructions with poor stylization coherence. (2) Time-consuming. These approaches typically require style-specific training, making them slow and inefficient for new styles and new objects due to lengthy optimization processes. Recently, methods like StyleRF [24] have introduced zero-shot 3D style transfer, enabling the application of an arbitrary style to a specific 3D object without the need for style-specific training. However, they require retraining the style transfer module each time a new object is introduced. This retraining process increases computational demands and limits flexibility. Consequently, these issues highlight a critical need for the capability of generating diverse, stylistically-consistent 3D objects directly, without relying on slow, case-by-case optimization.

In this paper, we propose Style3D, a novel diffusion-based approach that instantly generates 3D stylized objects from content-style image pairs. The core idea of Style3D lies in decomposing 3D object stylization into two interconnected tasks: multi-view dual-feature alignment and sparse-view spatial reconstruction. This framework ensures the preservation of geometric integrity across all views while adopting the visual characteristics of the style image without the need for training. For consistent stylistic multi-view generation, we introduce a MultiFusion Attention mechanism that orchestrates the transfer of stylistic information. Specifically, the query features of the content image anchor the spatial layout and geometric consistency across the multi-view generation, while the key and value features from the style image direct the stylistic transformation. These features are fused through the reverse process to ensure geometric coherence and stylistic fidelity across different views. Furthermore, our high-fidelity 3D reconstruction process integrates these stylistically aligned views into a unified, coherent triplane representation, followed by a network to predict SDF, color and weight. By establishing an interplay between structural and stylistic features, Style3D enables a holistic 3D stylization process that sig-

nificantly improves the efficiency and scalability of generating large numbers of high-quality stylized 3D objects. To summarize, our core contributions are:

1. We introduce a novel framework for instant stylized 3D object generation by decomposing the task into multi-view dual-feature alignment and sparse-view spatial reconstruction.
2. We propose an attention mechanism that facilitates the fusion of spatial-style features through a multi-view attention fusion process, allowing consistent multi-view stylization.
3. We integrate a robust 3D reconstruction process based on a triplane representation, ensuring geometrically accurate and stylistically consistent results.

2. Related Work

3D Object Generation. Early works in 3D object generation focus on leveraging 2D diffusion models to produce 3D assets, rather than directly training 3D diffusion models. DreamFusion [33] first introduces the SDS loss to distill 3D content from a pre-trained image diffusion model. Following this, several studies explore combining SDS loss with various 3D representations and refining the optimization framework [17, 23, 42, 44, 47, 49]. However, these per-scene training approaches are inherently time-consuming and computationally expensive. With the advent of large-scale 3D datasets [6], some approaches have emerged that leverage feed-forward 3D generative models [19, 30], which offer improved generalization and enable faster 3D model generation. LRM [15] demonstrates the effectiveness of transformer-based architectures in mapping image tokens to triplanes for 3D representation. Building on this, Instant3D [22] extends the LRM framework to incorporate multi-view images, resulting in significant improvements in the quality and accuracy of 3D reconstructions. Other models, such as LGM [45] and GRM [52], replace the triplane representation with 3D Gaussian splatting, thereby enhancing rendering efficiency. InstantMesh [51] introduces a mesh-based representation and additional geometric supervision, leading to improvements in both training efficiency and reconstruction quality. However, these approaches generally focus on generating 3D contents from text prompts or single images, and they face challenges in producing results with flexible or diverse styles.

2D Image Stylization. Early works such as CLIPstyler [21] and StyleClip [32] explore using text input as a condition for style transfer and image generation based on the CLIP model [34]. With advancements in diffusion models [14], some approaches [16, 41, 48] leverage the pre-trained diffusion priors to directly generate stylized images. InST [60] introduces a textual inversion-based approach, mapping a given style to corresponding textual embeddings. Diffusion in Style [9] utilizes diffusion models in a more gen-

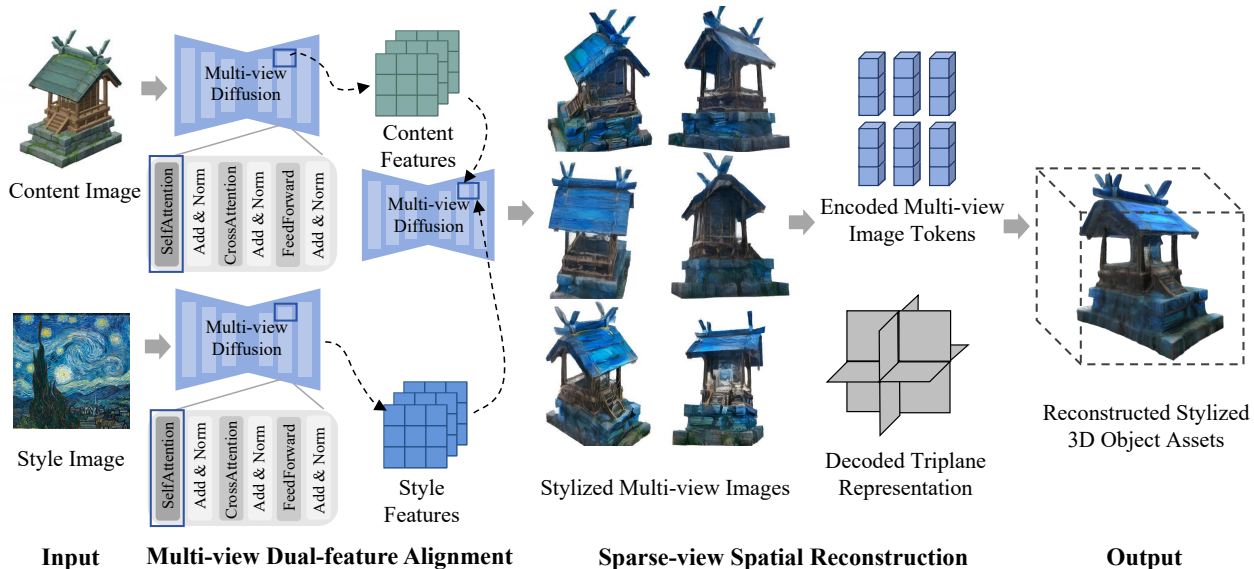


Figure 2. **Method overview.** Given two input images, one serving as target content and the other as target style, we first perform Multi-view Dual-feature Alignment in the first stage. This involves extracting content features and style features in the multi-view diffusion process, which separately anchor the geometric and stylistic characteristics. Then these features are fused using an attention mechanism to generate multiple stylized views of the object. In the second stage, we leverage Sparse-view Spatial Reconstruction, where the generated multi-view images are passed through a feature encoder and decoded into a 3D object. The decoder works by integrating spatial and stylistic features across a triplane presentation to produce a coherent 3D mesh. The entire process seamlessly integrates style and geometry while maintaining high computational efficiency, resulting in a stylized 3D object as the final output.

eralized form, injecting various artistic styles into a given image. Recently, Style Injection In Diffusion [4] and RB-Modulation [37] modify attention layers to enhance fidelity and variability, supporting more controlled image generation. StyleAligned [13] employs shared attention mechanisms to align content and style effectively. By combining diffusion models with techniques like disentangling representations [48], zero-shot learning [16, 37, 53], and multi-modal inputs [11], these methods provide new possibilities for both research and practical applications in image stylization. However, these methods still face challenges in generating consistently stylized multi-view images, limiting their effectiveness in stylized 3D object generation.

3D Stylization. Recent advancements have extended style transfer to 3D reconstruction and generation. Several methods [1, 2, 28, 35, 59] focus on generating textures with varying styles for 3D objects, utilizing pre-trained diffusion models to generate textures based on input text prompts or images. For instance, Text2Tex [1] and TEXTure [35] employ diffusion models conditioned on depth maps to progressively generate high-quality textures. However, these methods are limited in generating textures from a style image, as the texture’s style is determined by prompts or a content image. Other approaches explore style transfer within 3D representations. ARF [58] introduces style losses into the optimization of NeRF [29] to generate art-stylized 3D scenes. UPST-NeRF [3] proposes a univer-

sal photorealistic style transfer approach that preserves the original geometric and lighting characteristics during stylization. StyleRF [24] achieves zero-shot style transfer through a sampling-invariant content transformation. 3DStyleNet [54] generates 3D shapes with both geometric and texture style variations. StylizedGS [56] enables controllable stylization for 3D Gaussian splatting [20]. Despite these advancements, instant 3D scene stylization with arbitrary styles remains challenging due to slow, case- or style-specific optimization. In contrast, our feed-forward approach leverages diffusion priors to generate consistent stylized multi-view images, enabling faster 3D object stylization without the need for additional training.

3. Method

In this section, we describe the core components of our Style3D framework, as shown in Fig. 2, a novel method for 3D style transfer and generation. The key objective of Style3D is to maintain the geometric consistency of 3D objects while effectively adopting the desired style. To achieve this, we find it an efficient solution to decompose the process into two distinct but interrelated stages: *Multi-View Dual-Feature Alignment* and *Sparse-view Spatial Reconstruction*. The former stage (Sec. 3.1) generates multiple stylized views of the object by aligning the content and style features through an attention-guided mechanism called Multi-Fusion Attention. The latter stage (Sec. 3.2)

utilizes these generated views for reconstructing the 3D object by encoding the features and applying a transformer-based triplane decoder to generate the final high-quality, stylized object.

3.1. Multi-View Dual-Feature Alignment

We draw inspiration from advancements in 2D style transfer [4, 5, 13, 18]. They have discovered that attention maps and key-value features play critical roles in shaping spatial structure and blending content with style. Additionally, while existing 3D generation frameworks [26, 39, 40, 51] demonstrate potential, they face limitations in adapting to diverse styles. Our main insight is that consistently aligning style and content features across multiple views, textures, and colors from the style images can be effectively integrated with the geometric structure of the content images, paving the way for 3D generation. To achieve this, we employ a Multi-view Dual-feature Alignment process with advanced attention mechanisms.

Style Transfer in Multi-View. In our approach, we adapt the pre-trained single-image-to-multi-view model, Zero123++ [39], as the backbone and enhance its capacity by modifying the attention layers. Zero123++ arranges six views in a 3×2 tiling format to tackle the challenge of maintaining consistency in different views by modeling their joint distribution. Additionally, Zero123++ employs an improved noise schedule and optimized resolution to enhance stability and preserve global structural integrity.

We omit the specific description of the classical diffusion process [36] with attention computation and instead mainly focus on introducing our approach. Specifically, we perform multi-view DDPM [14] inversion on both the content and style images to extract their latent distributions, adopting a dual U-Net architecture to create an advanced conditioning framework (see Fig. 2, left). The primary U-Net captures essential spatial and geometric relationships across multiple views, stabilizing core structural features, while the auxiliary conditioning U-Net infuses local, context-sensitive style attributes. This hierarchical configuration allows nuanced control over the balance between style and content, thereby enhancing the fidelity of multi-view 3D generation.

MultiFusion Attention. Building upon the observation [4, 5, 13, 18] that the self-attention within diffusion’s latter U-Net architecture acts as a spatial and semantic coherence regulator, our key idea, as depicted in Fig. 3, is to guide the generation process by aligning two distinct feature sets in diffusion process: (1) Content Features: the query features from the content image, serving as anchors for the geometric consistency across the multiple views. (2) Style Features: key-value features derived from the style image, ensuring that the generated views inherit the desired visual characteristics. Specifically, content-derived query features

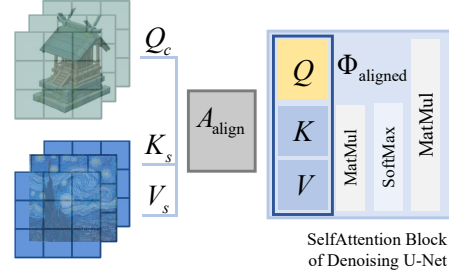


Figure 3. **MultiFusion attention mechanism.** This is designed to align two distinct feature sets to maintain spatial and semantic coherence, by anchoring content-derived query features for geometric consistency across views and infusing style-derived key-value features for high-dimensional texture details.

Q_c exemplify a probability space over the underlying spatial and geometric feature domain, while the style-derived key-value features K_s and V_s encode high-dimensional texture and stylistic nuances. Thus, the spatial coherence and stylistic variation are elegantly orchestrated in the constructed latent space. The relevant concept can be expressed as follows:

$$\begin{aligned} (\Omega_c, Q_c, \mathcal{F}), \quad \mathcal{F} : Q_c \rightarrow \Omega_c : \mathbb{R}^n, \\ (\Omega_s, K_s, V_s, \mathcal{G}), \quad \mathcal{G} : K_s, V_s \rightarrow \Omega_s : \mathbb{R}^m, \end{aligned} \quad (1)$$

where Ω_c denotes the spatial domain, encapsulating multi-view geometric invariants, and Ω_s is the stylistic domain, representing the set over which high-dimensional stylistic attributes, such as texture and pattern variations.

Next, we introduce a MultiFusion Attention operator \mathcal{A}_{Align} to obtain the fused feature set $\Phi_{aligned}$ under the condition of the target view sets \mathcal{M} :

$$\Phi_{aligned} = \mathcal{A}_{Align} \left(\left\{ Q_c^{(m)} \right\}_{m \in \mathcal{M}}, K_s, V_s \mid \Omega_c, \Omega_s \right), \quad (2)$$

Following the principles of the basic Attention Theory [46], in a specific diffusion step, the operator \mathcal{A}_{Align} can be defined as:

$$\mathcal{A}_{Align}^{(t)} = \text{softmax} \frac{\lambda_t \cdot \beta \cdot (Q_c^{(t)} + Q_c^p) \cdot (K_s^{(t)})^\top}{\sqrt{d}} \cdot V_s^{(t)}, \quad (3)$$

where λ_t is the time step, which is used to control the influence of the style transfer at different diffusion steps, and $\beta = (\beta_c, \beta_p)^\top$, $\beta_c + \beta_p = 1$ denotes the blending coefficient for query preservation, which controls how much of the content’s original query features are retained.

3.2. Sparse-View Spatial Reconstruction

In the second stage of Style3D, we focus on Sparse-view Spatial Reconstruction as described in Fig. 4, where the multi-view images generated in the first stage are used to reconstruct a high-quality 3D object. This stage builds upon

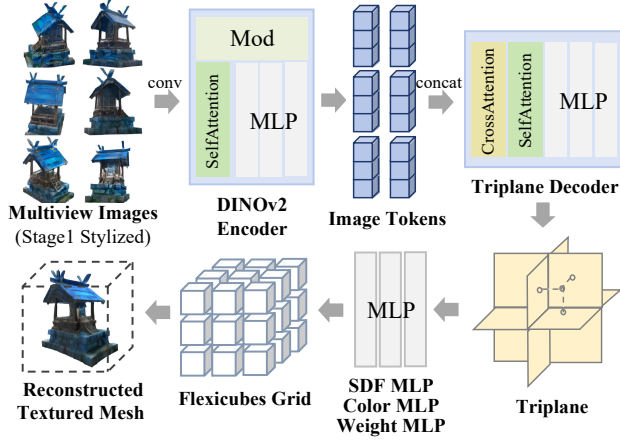


Figure 4. **The procedure of the stylized 3D Reconstruction.** Multi-view images generated in the first stage are used to reconstruct a high-quality 3D object, leveraging SDF-based implicit representations to accurately encode 3D geometry and ensure smooth, flexible surface definitions.

SDF-based implicit representations [31] for geometry reconstruction. As demonstrated in previous works, SDF representations allow for precise encoding of the 3D geometry, where the values within the field are positive inside the object and negative outside, providing a smooth and flexible way to define 3D surfaces.

Feature Encoding. The generated multi-view images in the former stage have integrated content and style features. Next, these multi-view images are processed through a feature encoder to extract compact representations. Our approach builds upon transformer-based architectures, similar to works like OpenLRM [12], which uses a pre-trained Vision Transformer (ViT) [7] for encoding image features. The ViT model, trained on self-supervised tasks like DINO [57], excels at capturing both global structural information and detailed texture patterns in images. The encoding process results in a unified latent feature space that elegantly encapsulates both the object’s geometric structure and the desired stylistic texture. This enables the efficient extraction of both geometric and stylistic features, which are essential for generating high-quality, stylized 3D reconstructions.

Triplane Decoding. Once the content and style features are encoded into the unified latent space, the next critical phase is Triplane Decoding. In this step, the multi-view features are projected onto three orthogonal planes (X-Y, X-Z, Y-Z) by the triplane decoder. Each of these planes captures a distinct spatial dimension, enabling effective reconstruction of the 3D structure. The triplane representation naturally captures the 3D geometry, similar to pixel-based methods like NeRF [29], but with the advantage of accommodating multi-view integration.

By aligning content-derived geometric features and style-specific texture features in the latent space, the de-

coder integrates spatial coherence with stylistic fidelity. This multi-view-aligned representation ensures that the 3D object is consistent across different viewpoints, with both the geometric structure and stylistic attributes preserved. Importantly, the method eliminates the need for a global coordinate system or predefined camera poses, making it flexible and adaptable to arbitrary viewpoint configurations. This flexibility allows for precise control over the visual style while maintaining consistency across different views. The triplane decoder thus ensures both geometric accuracy and style coherence in the generated 3D object.

FlexiCubes Integration. In our approach, we utilize the FlexiCubes [38] framework for 3D mesh extraction, which plays a crucial role in accurately reconstructing the 3D object’s surface from implicit features. By leveraging FlexiCubes, we effectively navigate the complexities of implicit 3D representations and explicit mesh extraction, allowing for high-quality surface reconstruction directly from triplane implicit fields. This method not only ensures geometric accuracy but also offers flexibility to adapt the mesh to stylistic transformation from the multi-view stylization stage. Its advantage lies in its ability to capture high-fidelity geometric details without relying on traditional methods like Marching Cubes [27], which often struggle with topological ambiguities and fail to maintain precise geometric accuracy. The integration of SDF-based implicit fields with explicit mesh extraction ensures that we can represent detailed 3D geometry, while preserving the complex style transfer that was applied during the multi-view generation stage.

To enhance mesh reconstruction, we incorporate additional MLPs (Multi-Layer Perceptrons) to predict the deformation and weights required for FlexiCubes. This enables flexible surface transformations, allowing the 3D mesh to adapt to the style and content features while maintaining consistency with the stylistic variations derived from the style image. By combining SDF-based implicit fields for geometry with explicit mesh extraction through FlexiCubes, we ensure that the 3D object captures both geometric fidelity and style consistency. This dual approach enhances the precision and flexibility of the reconstruction, achieving a balanced integration of geometric accuracy and stylistic coherence, and making the method well-suited for large-scale, style-consistent 3D generation tasks.

Geometric Supervision and Regularization. To further enhance the quality and stability of the reconstruction, we incorporate geometric supervision using depth and normal maps same as [51], which ensure that the 3D mesh aligns with the real-world geometry. In addition, regularization techniques are applied to prevent overfitting and to maintain the stability and consistency of the learned 3D mesh throughout the reconstruction process. Specifically, depth supervision encourages accurate depth predictions by align-

ing the rendered depth maps with the ground truth, while normal supervision ensures that the normals of the generated mesh closely match the ground truth normals, preserving essential geometric details. Furthermore, regularization is applied to the FlexiCubes weights and deformations, guiding the transformation of the mesh in a smooth and realistic manner. Together, these mechanisms help to achieve a balanced integration of geometric fidelity and stylistic coherence, ensuring that the 3D object remains stable and consistent while adapting to both the content and style features.

4. Experiments

4.1. Experimental Settings

Pre-trained Models. For stylized multi-view generation, we directly use the pre-trained Zero123++ [39] model. This model was trained on the Objaverse dataset [6], consisting of 260K filtered 3D shapes with low-quality instances removed. During the training process in Zero123++, each object was rendered to 32 random viewpoints sized at 512×512 pixels, and a subset of 6 images was used as input, with 4 additional images for supervision resized to 320×320 pixels.

Evaluation Dataset. For content image, we use three publicly available datasets: Google Scanned Objects (GSO) [8], OmniObject3D (Omni3D) [50] and NeRF-synthetic [29]. We select 100 objects separately from the GSO dataset and the Omni3D dataset. Images are rendered along a uniform orbiting trajectory, with elevations set at 30° , 0° , -30° , similar to InstantMesh. For style images, we utilize the public dataset WikiArt [43], which includes over 50k images from 195 different artists. We randomly pick 100 images, similar to StyleRF [24] and StyleGaussian [25], while without retraining on it.

4.2. Qualitative Evaluation

Style3D is designed to generate stylized 3D objects from given images without the need for retraining, distinguishing itself from existing methods in this area. Given the scarcity of existing approaches addressing this specific task, we compare Style3D with two state-of-the-art generation-based methods and two optimization methods.

Comparisons with Generation Methods. We further compare Style3D with two state-of-the-art diffusion-based methods, TEXTure [35] and Paint-it [55]. These methods, which also perform 3D stylization, require 3D meshes as input and generate textured meshes as output. To ensure a fair comparison, we compare Style3D with baseline methods in two distinct tasks, texture generation and stylization, and add a text-to-image brunch ?? to adapt their input prompts into our input style images. We rendered images from evaluation dataset as content images, while providing the corresponding meshes as their mesh input.

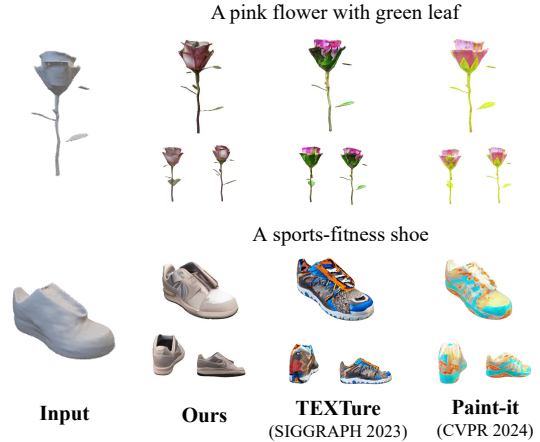


Figure 5. **Qualitative comparison on texture generation.** Style3D is compared with SOTA texture generation methods [35, 55]. Given the mesh and the corresponding prompt as used in baseline methods, we render a front-view image as the content image and pair it with a image generated from the prompt as the input. Style3D demonstrates a comparable performance in generating consistent and visually natural 3D textured objects.

For the texture generation task, we used objects and prompts similar to those employed by the baseline methods, rendering the corresponding content and style images. The comparison results, shown in Fig. 5, reveal that Style3D generates more visually natural results while adhering to the expected texture properties, without the need for a 3D mesh input.

In the style transfer task, when modifying the prompts to aim for 3D stylization, both TEXTure and Paint-it fail to generate the desired stylized outputs, as shown in Fig. 6. The baselines tend to produce results that match only the color described in the prompt but fails to capture the full range of stylistic nuances. In contrast, Style3D learns from the style image’s features, enabling it to handle a wider variety of style transfer tasks while maintaining the spatial coherence of the object from the content image.

Through both tasks, we demonstrate that Style3D offers superior visual results, addressing limitations that existing methods cannot overcome. Additionally, we observed that baseline methods often generate highly similar outputs for text prompts with similar keywords, even when the meaning differs. Style3D, however, avoids this limitation, generating more varied results. More results can be found in the supplementary materials.

Comparisons with Optimization Methods. We evaluate the performance of Style3D with INS [10] and StyleRF [24] on the NeRF-synthetic dataset according to the settings outlined in their respective works. Existing 3D stylization methods typically rely on a large number of views (approximately 100) as input and require training on specific styles or objects. In contrast, Style3D does not require such task-specific training, providing a more flexible and effi-

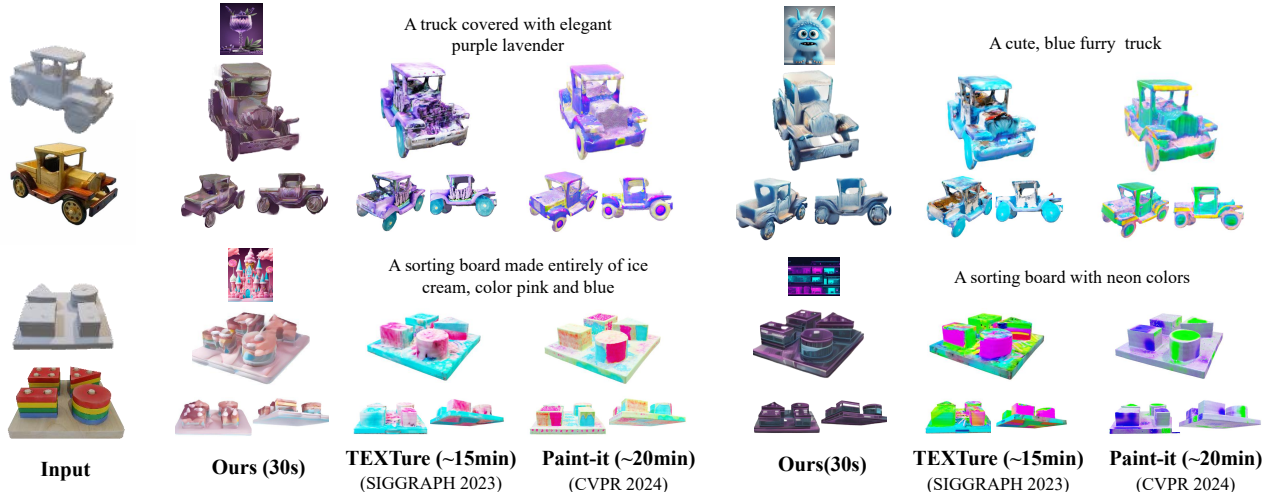


Figure 6. **Qualitative comparison with generation methods on stylization.** The figure illustrates the superior ability of Style3D to adapt and transfer style characteristics, with a content image rendered from the input mesh and a style image generated by the prompt as input, addressing the gaps of existing methods.



Figure 7. **Comparisons with optimization-based methods.** We compare Style3D with two optimization-based 3D style transfer methods: INS [10] and StyleRF [24]. These approaches typically require style-specific training, making them slow and inefficient for a new style.

cient solution for 3D stylization. As shown in Fig. 7, the results demonstrate that Style3D not only reduces the input requirements and the stylization time but also successfully transfers stylistic features such as brushstrokes and colors from the style image. This leads to a smoother and more natural stylization effect compared to traditional methods.

4.3. User Study

We conducted a user evaluation of five methods by randomly selecting 10 samples from the evaluation dataset. Each user was asked to rate from 1 to 5 for each result on three questions: 1) Whether the result appears visually natural; 2) Whether the texture appearance aligns with the geometric shape; 3) Whether the result matches the given conditions (text or image). Evaluations were collected from 30 users, with the criteria conceptualized as Realism (naturalness), Coherence (texture-geometry consistency), and Fidelity (alignment with given conditions). The results are shown as Tab. 1.

From the user study, it is evident that Style3D excels in realism and coherence, receiving the most favorable feed-

Table 1. **User study results.** We present Realism, Coherence and Fidelity with SOTA methods.

Method	Realism \uparrow	Coherence \uparrow	Fidelity \uparrow
INS [10]	3.32	3.71	4.23
StyleRF [24]	3.61	3.75	4.30
TEXTure [35]	3.82	3.91	3.86
Paint-it [55]	3.83	4.01	4.21
Ours	3.89	4.15	4.02

back. In terms of fidelity, Style3D performs comparably to the other methods. However, it is important to note that the comparison methods, INS [10] and StyleRF [24], require pre-training on large-scale style datasets and rely on dense viewpoint inputs (100 views) for each object, whereas our method is a single-view, training-free approach. In contrast, Texture and Paint-It do not perform 3D reconstruction as part of their tasks, instead focusing solely on texture generation for input 3D meshes. While Paint-It performs well across all dimensions, it requires approximately 20 minutes of training while ours require only 30s.

4.4. Ablation Study

MultiFusion Attention Mechanism. To validate the effectiveness of the MultiFusion attention mechanism, we conducted a series of ablation experiments, as shown in Fig. 8, to examine its impact by separating the content and style transfer processes. (1) First applying a state-of-the-art 2D attention-based style transfer method [4] to stylize the content image, and then feed the stylized single-view image into an advanced 3D generation model [51] for image-to-3D conversion. (2) Apply style transfer individually to each of the views directly generated from content image, and then perform 3D reconstruction.

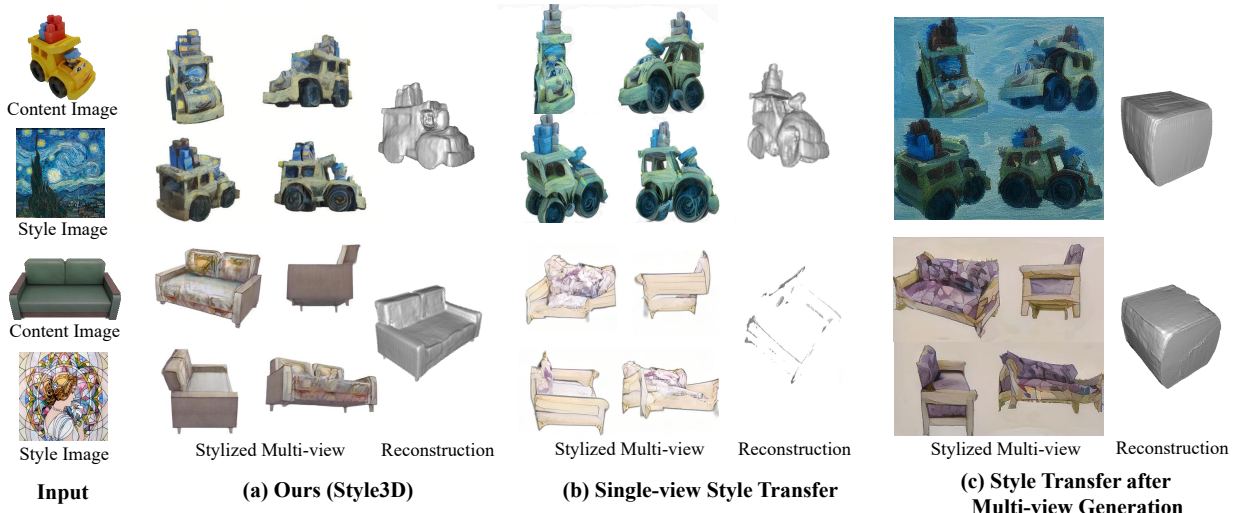


Figure 8. **Ablation study on MultiFusion attention mechanism.** We compare our Style3D (a) with two potential methods for stylized 3D object generation: generating multi-view images from a stylized content image (b), applying style transfer after the generation of multi-view images (c).

It is important to note that our method demonstrates superior geometric preservation, particularly evident in the fine structure and sharp edges. In contrast, the other two schemes suffer from significant geometric distortions across multiple views, resulting in poor or failed 3D reconstructions. In some cases, the reconstruction networks even treat the multi-view inputs as simply the six faces of a cube, leading to ineffectiveness.

Through these experiments, we demonstrate that the separation of content and style processing, either sequentially or individually per view, leads to a breakdown in the preservation of both geometry and style. In contrast, MultiFusion Attention ensures that the interaction between content and style features is harmoniously aligned across multiple views, resulting in 3D stylized objects that maintain both geometric fidelity and stylistic coherence.

Visual Results of different controllable parameters. Additional visual results are presented in Fig. 9 and Fig. 10, showcasing the impact of varying parameters within our MultiFusion Attention mechanism. By adjusting the content preservation and style injection factors, we demonstrate the flexibility and control offered by Style3D in achieving the desired balance between geometric fidelity and stylistic transformation.

5. Conclusion

In this work, we introduced Style3D, a novel framework for generating stylized 3D objects from content and style images. By decoupling the process into multi-view dual-feature alignment and sparse-view spatial reconstruction, we effectively integrate geometric consistency and stylistic fidelity without requiring task-specific training. The key




Figure 9. **Visual results of different (β_c, β_p) .** Different values of β influence the degree of stylization, and the results can be adjusted by tuning this parameter.

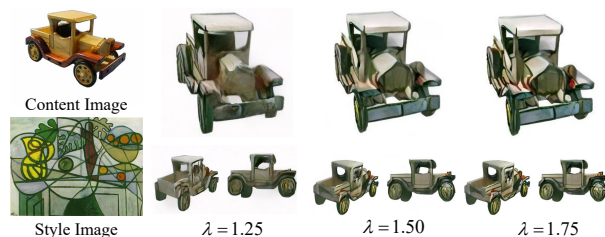


Figure 10. **Visual results of different λ .** As the value of λ increases, the degree of stylization in the results improves, allowing for the display of more detailed features.

innovation, MultiFusion Attention, ensures the preservation of spatial coherence while transferring the style across multiple views. Our approach outperforms traditional methods by offering a scalable, efficient, and high-quality solution for 3D stylization. Extensive experiments have validated that Style3D achieves superior performance, demonstrating its potential for large-scale 3D asset generation.

References

- [1] Dave Zhenyu Chen, Yawar Siddiqui, Hsin-Ying Lee, Sergey Tulyakov, and Matthias Nießner. Text2Tex: Text-driven texture synthesis via diffusion models. In *Proceedings of the IEEE/CVF International Conference on Computer Vision*, pages 18558–18568, 2023. 2, 3
- [2] Yongwei Chen, Rui Chen, Jiabao Lei, Yabin Zhang, and Kui Jia. TANGO: Text-driven photorealistic and robust 3D stylization via lighting decomposition. *Advances in Neural Information Processing Systems*, 35:30923–30936, 2022. 3
- [3] Yaosen Chen, Qi Yuan, Zhiqiang Li, Yuegen Liu, Wei Wang, Chaoping Xie, Xuming Wen, and Qien Yu. UPST-NeRF: Universal photorealistic style transfer of neural radiance fields for 3D scene. *IEEE Transactions on Visualization and Computer Graphics*, pages 1–13, 2024. 3
- [4] Jiwoo Chung, Sangeek Hyun, and Jae-Pil Heo. Style injection in diffusion: A training-free approach for adapting large-scale diffusion models for style transfer. In *Proceedings of the IEEE/CVF Conference on Computer Vision and Pattern Recognition*, pages 8795–8805, 2024. 3, 4, 7
- [5] Sumanth Dathathri, Andrea Madotto, Janice Lan, Jane Hung, Eric Frank, Piero Molino, Jason Yosinski, and Rosanne Liu. Plug and play language models: A simple approach to controlled text generation. *arXiv preprint arXiv:1912.02164*, 2019. 4
- [6] Matt Deitke, Dustin Schwenk, Jordi Salvador, Luca Weihs, Oscar Michel, Eli VanderBilt, Ludwig Schmidt, Kiana Ehsani, Aniruddha Kembhavi, and Ali Farhadi. Objaverse: A universe of annotated 3D objects. In *Proceedings of the IEEE/CVF Conference on Computer Vision and Pattern Recognition*, pages 13142–13153, 2023. 2, 6
- [7] Alexey Dosovitskiy, Lucas Beyer, Alexander Kolesnikov, Dirk Weissenborn, Xiaohua Zhai, Thomas Unterthiner, Mostafa Dehghani, Matthias Minderer, Georg Heigold, Sylvain Gelly, Jakob Uszkoreit, and Neil Houlsby. An image is worth 16x16 words: Transformers for image recognition at scale. *arXiv preprint arXiv: 2010.11929*, 2021. 5
- [8] Laura Downs, Anthony Francis, Nate Koenig, Brandon Kinman, Ryan Hickman, Krista Reymann, Thomas B McHugh, and Vincent Vanhoucke. Google scanned objects: A high-quality dataset of 3D scanned household items. In *2022 International Conference on Robotics and Automation*, pages 2553–2560. IEEE, 2022. 6
- [9] Martin Nicolas Everaert, Marco Bocchio, Sami Arpa, Sabine Süsstrunk, and Radhakrishna Achanta. Diffusion in Style. In *Proceedings of the IEEE/CVF International Conference on Computer Vision*, pages 2251–2261, 2023. 2
- [10] Zhiwen Fan, Yifan Jiang, Peihao Wang, Xinyu Gong, DeJia Xu, and Zhangyang Wang. Unified implicit neural stylization. In *Proceedings of the European Conference on Computer Vision*, pages 636–654. Springer, 2022. 6, 7, 2
- [11] Zhen Han, Chaojie Mao, Zeyinzi Jiang, Yulin Pan, and Jingfeng Zhang. Stylebooth: Image style editing with multimodal instruction. *arXiv preprint arXiv:2404.12154*, 2024. 3
- [12] Zexin He and Tengfei Wang. OpenLRM: Open-source large reconstruction models. <https://github.com/3DTopia/OpenLRM>, 2023. 5
- [13] Amir Hertz, Andrey Voynov, Shlomi Fruchter, and Daniel Cohen-Or. Style aligned image generation via shared attention. In *Proceedings of the IEEE/CVF Conference on Computer Vision and Pattern Recognition*, pages 4775–4785, 2024. 3, 4
- [14] Jonathan Ho, Ajay Jain, and Pieter Abbeel. Denoising diffusion probabilistic models. *Advances in neural information processing systems*, 33:6840–6851, 2020. 2, 4
- [15] Yicong Hong, Kai Zhang, Jiuxiang Gu, Sai Bi, Yang Zhou, Difan Liu, Feng Liu, Kalyan Sunkavalli, Trung Bui, and Hao Tan. LRM: Large reconstruction model for single image to 3D. In *The Twelfth International Conference on Learning Representations*, 2024. 2
- [16] Nisha Huang, Yuxin Zhang, Fan Tang, Chongyang Ma, Haibin Huang, Weiming Dong, and Changsheng Xu. Diffstyler: Controllable dual diffusion for text-driven image stylization. *IEEE Transactions on Neural Networks and Learning Systems*, 2024. 2, 3
- [17] Xin Huang, Ruizhi Shao, Qi Zhang, Hongwen Zhang, Ying Feng, Yebin Liu, and Qing Wang. Humannorm: Learning normal diffusion model for high-quality and realistic 3D human generation. In *Proceedings of the IEEE/CVF Conference on Computer Vision and Pattern Recognition*, pages 4568–4577, 2024. 2
- [18] Jaeseok Jeong, Junho Kim, Yunjey Choi, Gayoung Lee, and Youngjung Uh. Visual style prompting with swapping self-attention. *arXiv preprint arXiv:2402.12974*, 2024. 4
- [19] Heewoo Jun and Alex Nichol. Shap-E: Generating conditional 3D implicit functions. *arXiv preprint arXiv:2305.02463*, 2023. 2
- [20] Bernhard Kerbl, Georgios Kopanas, Thomas Leimkühler, and George Drettakis. 3D gaussian splatting for real-time radiance field rendering. *ACM Transactions on Graphics*, 42(4):139–1, 2023. 3
- [21] Gihyun Kwon and Jong Chul Ye. CLIPstyler: Image style transfer with a single text condition. In *Proceedings of the IEEE/CVF Conference on Computer Vision and Pattern Recognition*, pages 18062–18071, 2022. 2
- [22] Jiahao Li, Hao Tan, Kai Zhang, Zexiang Xu, Fujun Luan, Yinghao Xu, Yicong Hong, Kalyan Sunkavalli, Greg Shakhnarovich, and Sai Bi. Instant3D: Fast text-to-3D with sparse-view generation and large reconstruction model. In *The Twelfth International Conference on Learning Representations*, 2024. 2, 1
- [23] Chen-Hsuan Lin, Jun Gao, Luming Tang, Towaki Takikawa, Xiaohui Zeng, Xun Huang, Karsten Kreis, Sanja Fidler, Ming-Yu Liu, and Tsung-Yi Lin. Magic3D: High-resolution text-to-3D content creation. In *Proceedings of the IEEE/CVF Conference on Computer Vision and Pattern Recognition*, pages 300–309, 2023. 2
- [24] Kunhao Liu, Fangneng Zhan, Yiwen Chen, Jiahui Zhang, Yingchen Yu, Abdulmotaleb El Saddik, Shijian Lu, and Eric P Xing. StyleRF: Zero-shot 3D style transfer of neural radiance fields. In *Proceedings of the IEEE/CVF Conference on Computer Vision and Pattern Recognition*, pages 8338–8348, 2023. 2, 3, 6, 7

- [25] Kunhao Liu, Fangneng Zhan, Muyu Xu, Christian Theobalt, Ling Shao, and Shijian Lu. StyleGaussian: Instant 3D style transfer with gaussian splatting. *arXiv preprint arXiv:2403.07807*, 2024. 6
- [26] Xiaoxiao Long, Yuan-Chen Guo, Cheng Lin, Yuan Liu, Zhiyang Dou, Lingjie Liu, Yuexin Ma, Song-Hai Zhang, Marc Habermann, Christian Theobalt, et al. Wonder3D: Single image to 3D using cross-domain diffusion. In *Proceedings of the IEEE/CVF Conference on Computer Vision and Pattern Recognition*, pages 9970–9980, 2024. 4
- [27] William E. Lorensen and Harvey E. Cline. Marching cubes: A high resolution 3D surface construction algorithm. *ACM SIGGRAPH Computer Graphics*, 21(4):163–169, 1987. 5
- [28] Gal Metzer, Elad Richardson, Or Patashnik, Raja Giryes, and Daniel Cohen-Or. Latent-NeRF for shape-guided generation of 3D shapes and textures. In *Proceedings of the IEEE/CVF Conference on Computer Vision and Pattern Recognition*, pages 12663–12673, 2023. 2, 3
- [29] B Mildenhall, PP Srinivasan, M Tancik, JT Barron, R Ramamoorthi, and R Ng. NeRF: Representing scenes as neural radiance fields for view synthesis. In *Proceedings of the European Conference on Computer Vision*, pages 405–421, 2020. 3, 5, 6
- [30] Alex Nichol, Heewoo Jun, Prafulla Dhariwal, Pamela Mishkin, and Mark Chen. Point-E: A system for generating 3D point clouds from complex prompts. *arXiv preprint arXiv:2212.08751*, 2022. 2
- [31] Jeong Joon Park, Peter Florence, Julian Straub, Richard Newcombe, and Steven Lovegrove. DeepSDF: Learning continuous signed distance functions for shape representation. In *Proceedings of the IEEE/CVF conference on computer vision and pattern recognition*, pages 165–174, 2019. 5
- [32] Or Patashnik, Zongze Wu, Eli Shechtman, Daniel Cohen-Or, and Dani Lischinski. StyleCLIP: Text-driven manipulation of styleGAN imagery. In *Proceedings of the IEEE/CVF international conference on computer vision*, pages 2085–2094, 2021. 2
- [33] Ben Poole, Ajay Jain, Jonathan T Barron, and Ben Mildenhall. DreamFusion: Text-to-3D using 2D diffusion. In *The Eleventh International Conference on Learning Representations*, 2023. 1, 2
- [34] Alec Radford, Jong Wook Kim, Chris Hallacy, Aditya Ramesh, Gabriel Goh, Sandhini Agarwal, Girish Sastry, Amanda Askell, Pamela Mishkin, Jack Clark, et al. Learning transferable visual models from natural language supervision. In *International conference on machine learning*, pages 8748–8763. PMLR, 2021. 2
- [35] Elad Richardson, Gal Metzer, Yuval Alaluf, Raja Giryes, and Daniel Cohen-Or. TEXTure: Text-guided texturing of 3D shapes. In *ACM SIGGRAPH 2023 conference proceedings*, pages 1–11, 2023. 3, 6, 7, 2
- [36] Robin Rombach, Andreas Blattmann, Dominik Lorenz, Patrick Esser, and Björn Ommer. High-resolution image synthesis with latent diffusion models. In *Proceedings of the IEEE/CVF conference on computer vision and pattern recognition*, pages 10684–10695, 2022. 4
- [37] Litu Rout, Yujia Chen, Nataniel Ruiz, Abhishek Kumar, Constantine Caramanis, Sanjay Shakkottai, and Wen-Sheng Chu. RB-Modulation: Training-free personalization of diffusion models using stochastic optimal control. *arXiv preprint arXiv:2405.17401*, 2024. 3
- [38] Tianchang Shen, Jacob Munkberg, Jon Hasselgren, Kangxue Yin, Zian Wang, Wenzheng Chen, Zan Gojcic, Sanja Fidler, Nicholas Sharp, and Jun Gao. Flexible isosurface extraction for gradient-based mesh optimization. *ACM Transactions on Graphics*, 42(4):37–1, 2023. 5
- [39] Ruoxi Shi, Hansheng Chen, Zhuoyang Zhang, Minghua Liu, Chao Xu, Xinyue Wei, Linghao Chen, Chong Zeng, and Hao Su. Zero123++: A single image to consistent multi-view diffusion base model. *arXiv preprint arXiv:2310.15110*, 2023. 4, 6
- [40] Yichun Shi, Peng Wang, Jianglong Ye, Mai Long, Kejie Li, and Xiao Yang. MVDream: Multi-view diffusion for 3D generation. *arXiv preprint arXiv:2308.16512*, 2023. 4
- [41] Kihyuk Sohn, Nataniel Ruiz, Kimin Lee, Daniel Castro Chin, Irina Blok, Huiwen Chang, Jarred Barber, Lu Jiang, Glenn Entis, Yuanzhen Li, et al. StyleDrop: Text-to-image generation in any style. *arXiv preprint arXiv:2306.00983*, 2023. 2
- [42] Jingxiang Sun, Bo Zhang, Ruizhi Shao, Lizhen Wang, Wen Liu, Zhenda Xie, and Yebin Liu. DreamCraft3D: Hierarchical 3D generation with bootstrapped diffusion prior. In *The Twelfth International Conference on Learning Representations*, 2024. 1, 2
- [43] Wei Ren Tan, Chee Seng Chan, Hernan Aguirre, and Kiyoshi Tanaka. Improved artgan for conditional synthesis of natural image and artwork. *IEEE Transactions on Image Processing*, 28(1):394–409, 2019. 6
- [44] Junshu Tang, Tengfei Wang, Bo Zhang, Ting Zhang, Ran Yi, Lizhuang Ma, and Dong Chen. Make-it-3D: High-fidelity 3D creation from a single image with diffusion prior. In *Proceedings of the IEEE/CVF International Conference on Computer Vision*, pages 22819–22829, 2023. 2
- [45] Jiayang Tang, Zhaoxi Chen, Xiaokang Chen, Tengfei Wang, Gang Zeng, and Ziwei Liu. LGM: Large multi-view gaussian model for high-resolution 3D content creation. In *Proceedings of the European Conference on Computer Vision*, pages 1–18. Springer, 2024. 2
- [46] Ashish Vaswani, Noam Shazeer, Niki Parmar, Jakob Uszkoreit, Llion Jones, Aidan N. Gomez, Lukasz Kaiser, and Illia Polosukhin. Attention is all you need. *Advances in Neural Information Processing Systems*, 2017. 4
- [47] Zhengyi Wang, Cheng Lu, Yikai Wang, Fan Bao, Chongxuan Li, Hang Su, and Jun Zhu. ProlificDreamer: High-fidelity and diverse text-to-3D generation with variational score distillation. *Advances in Neural Information Processing Systems*, 2023. 1, 2
- [48] Zhizhong Wang, Lei Zhao, and Wei Xing. StyleDiffusion: Controllable disentangled style transfer via diffusion models. In *Proceedings of the IEEE/CVF International Conference on Computer Vision*, pages 7677–7689, 2023. 2, 3
- [49] Zhenwei Wang, Tengfei Wang, Gerhard Hancke, Ziwei Liu, and Rynson WH Lau. Themestation: Generating theme-

- aware 3D assets from few exemplars. In *ACM SIGGRAPH 2024 Conference Papers*, pages 1–12, 2024. 2
- [50] Tong Wu, Jiarui Zhang, Xiao Fu, Yuxin Wang, Jiawei Ren, Liang Pan, Wayne Wu, Lei Yang, Jiaqi Wang, Chen Qian, et al. OmniObject3D: Large-vocabulary 3D object dataset for realistic perception, reconstruction and generation. In *Proceedings of the IEEE/CVF Conference on Computer Vision and Pattern Recognition*, pages 803–814, 2023. 6
- [51] Jiale Xu, Weihao Cheng, Yiming Gao, Xintao Wang, Shenghua Gao, and Ying Shan. InstantMesh: Efficient 3D mesh generation from a single image with sparse-view large reconstruction models. *arXiv preprint arXiv:2404.07191*, 2024. 2, 4, 5, 7, 1
- [52] Yinghao Xu, Zifan Shi, Wang Yifan, Hansheng Chen, Ceyuan Yang, Sida Peng, Yujun Shen, and Gordon Wetzstein. GRM: Large gaussian reconstruction model for efficient 3D reconstruction and generation. *arXiv preprint arXiv:2403.14621*, 2024. 2
- [53] Serin Yang, Hyunmin Hwang, and Jong Chul Ye. Zero-shot contrastive loss for text-guided diffusion image style transfer. In *Proceedings of the IEEE/CVF International Conference on Computer Vision*, pages 22873–22882, 2023. 3
- [54] Kangxue Yin, Jun Gao, Maria Shugrina, Sameh Khamis, and Sanja Fidler. 3DStyleNet: Creating 3D shapes with geometric and texture style variations. In *Proceedings of the IEEE/CVF International Conference on Computer Vision*, pages 12456–12465, 2021. 3
- [55] Kim Youwang, Tae-Hyun Oh, and Gerard Pons-Moll. Paint-it: Text-to-texture synthesis via deep convolutional texture map optimization and physically-based rendering. In *Proceedings of the IEEE/CVF Conference on Computer Vision and Pattern Recognition*, pages 4347–4356, 2024. 6, 7, 2
- [56] Dingxi Zhang, Yu-Jie Yuan, Zhuoxun Chen, Fang-Lue Zhang, Zhenliang He, Shiguang Shan, and Lin Gao. StylizedGS: Controllable stylization for 3D gaussian splatting. *arXiv preprint arXiv:2404.05220*, 2024. 3
- [57] Hao Zhang, Feng Li, Shilong Liu, Lei Zhang, Hang Su, Jun-Juan Zhu, Lionel Ming shuan Ni, and Heung yeung Shum. DINO: DETR with improved denoising anchor boxes for end-to-end object detection. *ArXiv*, abs/2203.03605, 2022. 5
- [58] Kai Zhang, Nick Kolkin, Sai Bi, Fujun Luan, Zexiang Xu, Eli Shechtman, and Noah Snavely. ARF: Artistic radiance fields. In *Proceedings of the European Conference on Computer Vision*, pages 717–733. Springer, 2022. 2, 3
- [59] Shangzhan Zhang, Sida Peng, Tao Xu, Yuanbo Yang, Tianrun Chen, Nan Xue, Yujun Shen, Hujun Bao, Ruizhen Hu, and Xiaowei Zhou. MaPa: Text-driven photorealistic material painting for 3D shapes. In *ACM SIGGRAPH 2024 Conference Papers*, pages 1–12, 2024. 3
- [60] Yuxin Zhang, Nisha Huang, Fan Tang, Haibin Huang, Chongyang Ma, Weiming Dong, and Changsheng Xu. Inversion-based style transfer with diffusion models. In *Proceedings of the IEEE/CVF conference on computer vision and pattern recognition*, pages 10146–10156, 2023. 2
- [61] Jingyu Zhuang, Chen Wang, Liang Lin, Lingjie Liu, and Guanbin Li. DreamEditor: Text-driven 3D scene editing with neural fields. In *SIGGRAPH Asia 2023 Conference Papers*, pages 1–10, 2023. 2

Style3D: Attention-guided Multi-view Style Transfer for 3D Object Generation

Supplementary Material

A. Implementation Details

A.1. Multi-view Generation Network

Our method is implemented using a single A800 GPU (cuda 12.1, Ubuntu 18.04), extending the zero123++ pipeline, based on the 32-layer Stable Diffusion 2 framework (consisting of 12 down-sampling, 2 middle, and 18 up-sampling layers). The MultiFusion Attention mechanism operates within the latter up-sampling blocks of the U-Net’s self-attention layers and is parameterized by λ and β to control content preservation and style injection. Specifically, we set $\beta = (0.4, 0.6)$ and $\lambda = 1.5$, with diffusion step of 65 and a fixed seed of 42. The MultiFusion Attention mechanism is applied to the last five up-sampling block layers as follows (Table A.1):

Table A.1. **Attention layers with MultiFusion Attention.** We employ MultiFusion Attention within the last five up-sampling blocks of the U-Net’s self-attention layers.

Block	Attention Layer
up blocks.3	attentions.0.transformer blocks.0.attn2
up blocks.3	attentions.1.transformer blocks.0.attn1
up blocks.3	attentions.1.transformer blocks.0.attn2
up blocks.3	attentions.2.transformer blocks.0.attn1
up blocks.3	attentions.2.transformer blocks.0.attn2

In the denoising stage of our stylization approach, the content image serves as a conditioning input for zero123++’s primary U-Net. This configuration enables the extraction of Q_c^p to preserve the structural integrity of the original content.

A.2. Details in Reconstruction Stage

To incorporate multi-view inputs, AdaLN camera pose modulation layers are introduced in the ViT image encoder, enabling pose-aware output image tokens. Additionally, the source camera modulation layers in the triplane decoder are removed to simplify the architecture. The NeRF reconstruction losses in this stage combines image loss, perceptual loss, and mask loss, same as those in [51]:

$$\begin{aligned} L_1 = & \sum_i \|\hat{I}_i - I_i^{\text{gt}}\|^2 \\ & + \lambda_{\text{lips}} \cdot \sum_i L_{\text{lips}}(\hat{I}_i, I_i^{\text{gt}}) \\ & + \lambda_{\text{mask}} \cdot \sum_i \|\hat{M}_i - M_i^{\text{gt}}\|^2, \end{aligned} \quad (\text{A.1})$$

FlexiCubes are integrated into the reconstruction model to extract mesh surfaces from triplane implicit fields. The density MLP of the triplane NeRF renderer is repurposed to predict signed distance functions (SDF), while two additional MLPs predict the deformation and weights required by FlexiCubes. The density-to-SDF conversion is achieved through a initialization for the weight and bias of the last SDF MLP layer to ensure that the SDF field aligns with the desired zero-level set boundary at the start of training. The loss function to predict SDF includes following geometric terms as in [22]:

$$\begin{aligned} L_2 = & L_1 + \lambda_{\text{depth}} \sum_i M_i^{\text{gt}} \odot \|\hat{D}_i - D_i^{\text{gt}}\|_1 \\ & + \lambda_{\text{normal}} \sum_i M_i^{\text{gt}} \odot (1 - \hat{N}_i \cdot N_i^{\text{gt}}) \\ & + \lambda_{\text{reg}} L_{\text{reg}}, \end{aligned} \quad (\text{A.2})$$

During training, we set $\lambda_{\text{depth}} = 0.5$, $\lambda_{\text{normal}} = 0.2$, and $\lambda_{\text{reg}} = 0.01$, with a learning rate starting at 4.0×10^{-5} and decaying via cosine annealing.

B. Additional Visual and Quantitative Results

We present additional visual results and a comprehensive evaluation of Style3D through additional qualitative and quantitative comparisons with existing state-of-the-art methods. These experiments assess Style3D’s performance on both texture generation and style-guided generation tasks, highlighting its flexibility and effectiveness.

B.1. Additional Visual Results

Figure B.1 presents the visual outputs of Style3D, using different combinations of content and style images as input. The results are displayed in both mesh and multi-view output formats. The first column illustrates the application of smooth color gradients and subtle blending effects from the style image. In the second column, oil painting-like textures with luminous qualities are reflected in the outputs. The third column highlights the transfer of plant-inspired fluffy textures, showcasing intricate details. These examples emphasize our ability to faithfully capture and transfer stylistic nuances while preserving the original geometry of the content images.

In Figure B.2, we examine the adaptability of Style3D. Style3D can integrate stylistic elements such as PBR-inspired textures, color gradients, and intricate patterns from style images, demonstrating robustness in transferring these features while maintaining the geometric coherence

of content images. Notably, even when the content image contains simple or sparse textures, Style3D can accommodate stylistic changes, especially shown in the second case of the first column. However, challenges arise when the style image exhibits exceptionally detailed or highly complex features, as illustrated in the last row. This indicates that while the method balances 3D consistency and style fidelity, certain scenarios involving extreme stylistic intricacies may require further refinement.

B.2. Additional Qualitative Comparisons

In texture generation tasks, as shown in Figure B.3, we provide meshes and textual descriptions as inputs to baseline methods (TEXTure [35] and Paint-it [55]), while Style3D generates results from single-view content and style images without additional training. The results demonstrate that Style3D achieves natural and seamless style transfer, blending content and style features coherently. In contrast, baseline methods often produce visually inconsistent outputs, with noticeable artifacts and limited diversity across multiple views.

For style-guided generation tasks, Figure B.4 illustrates the distinct advantages of Style3D. While baseline methods rely on textual prompts and meshes, their outputs frequently exhibit over-smoothing, lack of diversity, or inconsistent multi-view results. Notably, the Christmas Style examples in the first and last rows show limited adaptability in baseline methods, exhibiting a high degree of similarity for inputs with comparable features. In contrast, Style3D maintains spatial coherence and achieves balanced style transfer, as evidenced by the detailed textures and intricate style adaptations in outputs such as the leaf-covered skating shoe and the pearl-textured bed.

B.3. Additional Quantitative Comparisons

To evaluate the effectiveness of our method, we employ two metrics for quantitative analysis: (1) Text-Image CLIP Score, which measures the alignment between the generated image and the target textual description, and (2) Image-Image CLIP Score, which assesses the fidelity of the stylized image to the original content image.

For the evaluation, we select 20 diverse style images to ensure broad coverage of stylistic variations. For 3D scene stylization methods, such as INS [10] and StyleRF [24], we use scenes from the NeRF synthetic dataset as content images, selecting six random viewpoints for each scene. Similarly, for texture generation methods, including TEXTure [35] and Paint-it [55], we render textured meshes from six random viewpoints to facilitate a consistent basis for comparison.

As detailed in Table B.2, Style3D demonstrates superior alignment between content and style, outperforming baseline methods.

Table B.2. **Quantitative Evaluation with CLIP Scores.** Quantitative comparison of Style3D with baseline methods using CLIP metrics, illustrating Style3D’s superiority in content fidelity and style diversity.

Method	Image-Text \uparrow	Image-Image \uparrow
INS [10]	0.216	0.785
StyleRF [24]	0.220	0.773
TEXTure [35]	0.232	0.846
Paint-it [55]	0.229	0.807
Ours	0.241	0.861

C. Limitations

While Style3D demonstrates significant strengths, it also has certain limitations. The sparse-view reconstruction framework confines its applicability to object-level stylization, limiting its use for full scene reconstruction. Moreover, the trade-off between 3D consistency and style fidelity results in slightly weaker style transfer performance compared to specialized 2D stylization methods. Additionally, The quality of mesh reconstruction could be further enhanced by incorporating more advanced techniques.

D. Future Work

Looking ahead, several avenues exist to extend the capabilities of Style3D. One key direction involves developing fine-grained style control mechanisms that allow for precise manipulation of stylistic elements, enabling users to selectively emphasize specific aspects of the style during the transfer process. Additionally, enhancing the 3D reconstruction quality through the integration of advanced mesh processing techniques and more robust geometric modeling frameworks could significantly improve the fidelity and versatility of the generated results. Furthermore, addressing the current reliance on an auxiliary text-to-image module for text-driven stylization by incorporating direct text-to-style capabilities within the framework would broaden its applicability, particularly for creative design workflows.




Figure B.1. **Additional Visual results.** Examples of Style3D’s stylized 3D outputs, highlighting its ability to preserve stylistic attributes such as color blending and fine textures.



Figure B.2. **Analysis of Style3D's Adaptability.** Analysis of Style3D's results under varying content and style complexity, showcasing its robustness and identifying edge cases.



Figure B.3. **Comparison on Texture Generation Task.** Visual comparison between Style3D and baseline methods for texture generation, demonstrating Style3D's superior style adaptation and consistency.



Figure B.4. Comparison on Style-Guided Generation Tasks. Comparison of Style3D and existing methods under style-guided generation tasks, illustrating Style3D’s advantages in spatial coherence and stylistic fidelity.