

Matrix representation of the results of Picard–Lefschetz–Pham theory near the real plane in \mathbb{C}^2

A.V.Shanin, A.I.Korolkov, N.M.Artemov, R.C.Assier

May 14, 2025

Contents

1	Introduction	5
1.1	Problem under consideration	5
1.2	Basic assumptions	7
1.3	Prior work	8
1.4	The structure of the paper	9
2	Riemann domains	10
2.1	Universal Riemann domain	10
2.1.1	Definition of the universal Riemann domain	10
2.1.2	Structure of \tilde{U}_2	11
2.1.3	Structure of \tilde{U}_1 . Locality lemma for $\sigma^{(1)}$	12
2.1.4	Structure of \tilde{U}_0 . Locality lemma for $\sigma^{(0)}$	13
2.1.5	Structure of $\partial\mathbb{B}$	16
2.1.6	Commutativity of $\pi_1(N\mathbb{R}^2 \setminus \sigma)$ under some assumptions	16
2.1.7	An example of \tilde{U}	17
2.2	Riemann domain of a function	17
3	Representation of surfaces through relative homologies	18
3.1	Algebraic notations	18
3.1.1	An overview. Homology groups under consideration	18
3.1.2	Description of $H_2(\tilde{U}, \tilde{U}' \cup \partial\mathbb{B})$. The group ring Ω	20
3.1.3	Visual notations and examples	24
3.1.4	The change of the reference point and the base paths	26
3.2	The homomorphism $H_2(\tilde{U}, \partial\mathbb{B}) \rightarrow H_2(\tilde{U}, \tilde{U}' \cup \partial\mathbb{B})$	28
3.3	The “inflation” theorem	30
3.3.1	Formulation and discussion	30
3.3.2	Examples of inflation	32
3.4	Homologies for Riemann surfaces of certain functions	35

4	Ramification of relative homologies	38
4.1	Landau set in the space of parameters	38
4.1.1	Definition of Landau set	38
4.1.2	Examples of \mathcal{L}	39
4.2	Overview of the procedure	41
4.3	Ramification of the fundamental group	43
4.4	Linear representation of ramification of elements of $H_2(\tilde{U}, \tilde{U}' \cup \partial\tilde{\mathbb{B}})$	45
4.5	Elementary transformations	46
4.5.1	Triangle	47
4.5.2	Biangle	49
4.5.3	Circle	51
4.5.4	A jump	51
4.6	Building matrices \mathbf{T} for more complicated cases	52
4.6.1	Using of elementary cases as “building blocks”	52
4.6.2	Derivation of (59) from (68)	54
4.6.3	Two lines and parabola	56
5	Application of matrix formalism	61
5.1	Picard–Lefschetz theory. Computation of the intersection index	62
5.1.1	Key result of Picard–Lefschetz theory	62
5.1.2	How result of Theorem 5.1 can be derived by the matrix formalism	62
5.2	Quadratic touch of components of \mathcal{L}	64
5.3	Additive crossing concept	65
5.3.1	Configuration of singularities	65
5.3.2	Structure of \mathcal{L}	65
5.3.3	Matrices \mathbf{T}_λ	66
5.3.4	The “additive crossing” identity ant its meaning	68
6	Conclusion	70
7	Appendix A. Proof of Lemma 2.1	70
8	Appendix B. Visual notations for paths and loops	71
8.1	Bridge notations for paths	71
8.2	An addition to bridges: small loops	73
8.3	Bridge notations for surfaces	74
9	Appendix C. Proof of the theorem of inflation	75
9.1	A formal proof	75
9.2	Building of \mathcal{E}	77
10	Appendix D. Computation of matrices for elementary transformations	80
10.1	Proof of Theorem 4.1	80
10.2	Proof of Theorem 4.2	83

10.3 Proof of Theorem 4.3	86
10.4 Proof of Theorem 4.4	86
11 Appendix E. Computation of $\pi_1(\mathcal{B})$ for a quadratic touch	88
12 Appendix F. Application of formula (60) to a triangle	90
13 Appendix G. Homology of local systems and Picard–Lefschetz–Pham formula	92
13.1 Homology of a local system, associated with a branched holomorphic form	92
13.2 Picard-Lefschetz-Pham formula in different interpretations	94
13.3 Calculation of intersection indices	97

Notations throughout the paper

notation	comment	page
$N\mathbb{R}^n$	small neighborhood of \mathbb{R}^n in \mathbb{C}^n	7
\mathbb{B}	a sufficiently large ball in \mathbb{C}^2	7
$\sigma = \cup \sigma_j$	singularity and its irreducible components	7
$g_j(z; t)$	defining functions of singularities	7
\mathcal{L}	The Landau set	6, 38
$\sigma = \cup \sigma_j$	singularity in the z -space and its irreducible components	7
$\sigma' = \cup \sigma'_j$	intersections of σ and σ_j with \mathbb{R}^2	7
$\sigma^{(1)}, \sigma^{(0)}$	strata of σ	10
$\pi_1(X)$	fundamental group of X	
$\Pi(z^*, z)$	set of paths from z^* to z in certain space	10
$\Pi_D(z^s, z^e)$	set of local paths from z^s to z^e in a small ball D minus σ	12
\mathcal{X}	$N\mathbb{R}^2$ or \mathbb{C}^2	10
\mathcal{P}	$\pi_1(N\mathbb{R}^2 \setminus \sigma)$	18
\tilde{U}	The universal Riemann domain of $\mathcal{X} \setminus \sigma$	10
$\tilde{U}_2, \tilde{U}_1, \tilde{U}_0$	strata of \tilde{U}	10
\tilde{U}'	$\tilde{U}_1 \cup \tilde{U}_0$ singularities of \tilde{U}	10
$\partial\tilde{\mathbb{B}}$	$\tilde{U} z \in \partial\mathbb{B}$	10
\mathfrak{p}	projection $\tilde{U} \rightarrow \mathcal{X}$	11
\hat{U}	Riemann domain of function F	18
\tilde{U}^*	$\tilde{U} z \in \mathbb{R}^2$	20
\mathcal{R}	retraction $\tilde{U} \rightarrow \tilde{U}^*$	20
∂	“boundary” homomorphism $H_2(\tilde{U}, \tilde{U}' \cup \partial\tilde{\mathbb{B}}) \rightarrow H_1(\tilde{U}', \partial\tilde{\mathbb{B}})$	28
Ω	group ring of \mathcal{P} over \mathbb{Z}	22
\mathcal{M}_k	space of vectors-rows of k elements from Ω (right module of rank k over Ω)	23
\mathcal{E}	inflation operator $H_2(\tilde{U}^*, \partial\tilde{\mathbb{B}}) \rightarrow H_2(\tilde{U}_2, \partial\tilde{\mathbb{B}})$	31
\mathcal{B}	space of regular points of parameter t	39
σ_j^t	singularities in the t -space	38
ψ_λ	action of the bypass λ on different objects	41
$\text{var}_\lambda(w)$	variation of homology for path λ	42
$\langle w^1 w^2 \rangle$	intersection index between homologies	49

Abstract

A matrix formalism is proposed for computations based on Picard–Lefschetz theory in a 2D case. The formalism is essentially equivalent to the computation of the intersection indices necessary for the Picard–Lefschetz formula and enables one to prove non-trivial topological identities for integrals depending on parameters.

We introduce the universal Riemannian domain \tilde{U} , i.e. a sort of “compactification” of the universal covering space \tilde{U}_2 over a small tubular neighborhood $N\mathbb{R}^2$ of $\mathbb{R}^2 \setminus \sigma$ in $\mathbb{B} \setminus \sigma$, where $\mathbb{B} \subset \mathbb{C}^2$ is a big ball, and σ is a one-dimensional complex analytic set (the set of singularities). We compute the Picard-Lefschetz monodromy of the relative homology group of the space \tilde{U} modulo the singularities and the boundary for the standard local degenerations of type P_1, P_2, P_3 in F. Pham’s [1] notations and for more complicated configurations in \mathbb{C}^2 . As coefficients for the homology group, we take the group ring of the $\pi_1((N\mathbb{R}^2 \cap \mathbb{B}) \setminus \sigma)$ over \mathbb{Z} . The results of the computations are presented in the form of a matrix of the monodromy operator calculated in a certain natural basis. We prove an “inflation” theorem, which states that the integration surfaces of interest (i.e. the elements of the homology group $H_2(\tilde{U}_2, \partial\mathbb{B})$) (the surfaces in the branched space possibly passing through singularities) are injectively mapped to the group $H_2(\tilde{U}, \tilde{U}' \cup \partial\mathbb{B})$ (the surfaces avoiding the singularities). The matrix formalism obtained describes the behavior of integrals depending on parameters and can be applied to the study Wiener-Hopf method in two complex variables.

1 Introduction

1.1 Problem under consideration

We study the integrals of the form

$$I(t) = \int_{\Gamma} F(z; t) dz_1 \wedge dz_2. \quad (1)$$

Here $z = (z_1, z_2) \in \mathbb{C}^2$, $t = (t_1, t_2, \dots, t_M) \in \mathbb{C}^M$, Γ is some oriented surface of integration avoiding the singularities of F .

Function $F(z; t)$ is holomorphic with respect to all $M + 2$ complex variables almost everywhere. In particular, for any fixed t , F is holomorphic for $z \in N\mathbb{R}^2 \setminus \sigma$. The set $\sigma = \sigma(t)$ is the singularity set of F in the z -space:

$$\sigma = \cup_j \sigma_j,$$

where $\sigma_j = \sigma_j(t)$ are irreducible singularity components (analytic sets of complex codimension 1).

In applications, the function $F(z; t)$ may contain exponential factors (e.g. for Fourier integrals), so we cannot assume that F has a power behavior in z . This circumstance has an important consequence below: we will not use a projective compactification of \mathbb{C}^2 .

The sets σ_j are assumed to be polar or branch sets of $F(z; t)$ (for fixed t). The branching can be logarithmic. The function F can be continued analytically everywhere in $N\mathbb{R}^2 \times N\mathbb{R}^M$ except at the singularities.

Some of the singularity components are immovable: for them

$$g_j(z; t) = g_j(z).$$

The other components are movable.

An example of the integral (1) is

$$I(t) = \int_{\Gamma} \frac{1}{(z_1 - t_1)(z_2 - t_2)\sqrt{z_1^2 + z_2^2 - 1}} dz_1 \wedge dz_2. \quad (2)$$

with $\sigma = \sigma_1 \cup \sigma_2 \cup \sigma_3$,

$$\sigma_1 : z_1^2 + z_2^2 - 1 = 0, \quad \sigma_2(t) : z_1 - t_1 = 0, \quad \sigma_3(t) : z_2 - t_2 = 0. \quad (3)$$

Our global aim is to study the ramification of the integral (1) as a function of t . This ramification can be imagined as a continuous deformation of the singularities in the z -space with a simultaneous appropriate deformation of the surface of the integration Γ . The current work mainly studies the ramification of Γ under loops in the t -space.

Remark. There are two complex spaces considered: z and t . Function F (as a function of z for fixed t) may have *branching* at some analytic set. At the same time, the integral (1) can be *ramified* as a function of t . We use the synonyms “branching” and “ramification” to indicate which space (z or t) is under consideration. We do not consider the space of all variables z and t as it is done sometimes. \diamond

As it is known, the multidimensional Cauchy’s theorem [2] can be applied to the integral (1): one can deform Γ in $N\mathbb{R}^2 \setminus \sigma$ without the integral being changed. Thus, the integral $I(t)$ has a singularity only when one cannot deform Γ in such a way that it avoids the singularity; in other words, when the surface Γ becomes pinched by the singularities.

The possible values of t for which such a pinching can happen form a *Landau set*. The formal definition of the Landau set is not elementary [3, 4], but we use a simple concept: the Landau set denoted \mathcal{L} is composed of points t where the topological properties of $N\mathbb{R}^2 \setminus \sigma(t)$ differ from the “general case”. As the topological property, we take the relative homology group $H_2(N\mathbb{R}^2, \sigma(t))$: some elements of it vanish for $t \in \mathcal{L}$.

The integration surface Γ can be treated as an element of a certain 2D relative homology group of the space $N\mathbb{R}^2 \setminus \sigma$ modulo the boundary of a sufficiently large ball $\mathbb{B} \subset \mathbb{C}^2$, taking into account the branching of F on σ . This group is introduced below and denoted $H_2(\tilde{U}_2, \partial\tilde{\mathbb{B}})$. The ramification of the integral $I(t)$ as the point t bypasses \mathcal{L} is caused by the ramification of $H_2(\tilde{U}_2, \partial\tilde{\mathbb{B}})$, i.e. such a bypass, generally, does not map the elements of $H_2(\tilde{U}_2, \partial\tilde{\mathbb{B}})$ to themselves.

The Picard–Lefschetz theory (its “twisted” version, see [5]) describes ramification of $H_2(\tilde{U}_2, \partial\tilde{\mathbb{B}})$ about the Landau set in slightly different terms. To apply

it, one should compute the intersection numbers of Γ and the so-called *vanishing cells*. These intersection numbers are not easy to compute. In this paper, we propose a convenient alternative approach to the calculations in dimension 2 for this problem. Namely, the integration surfaces are represented as “vectors” (more rigorously, elements of a module over a group ring, see §4.4), and the ramification is described as multiplication by matrices. The corresponding matrices are calculated in §4.5 for typical F. Pham degenerations P_1, P_2, P_3 (see [1]) and in §4.6 for more complicated cases.

Integrals (1) naturally emerge when one tries to apply the Wiener–Hopf method in several complex variables [6]. We expect that the formalism developed below will be useful in moving the Wiener–Hopf studies forward.

1.2 Basic assumptions

We assume that the integration surface Γ belongs to a small tubular neighborhood of \mathbb{R}^2 in \mathbb{C}^2 denoted by $N\mathbb{R}^2$:

$$N\mathbb{R}^2 = \{z \in \mathbb{C}^2 : \operatorname{Im}[z_1]^2 + \operatorname{Im}[z_2]^2 \leq \delta\} \quad (4)$$

for some small positive δ . Note that $N\mathbb{R}^2$ is a four-dimensional manifold with a boundary. We assume everywhere that σ is transversal to the boundary of $N\mathbb{R}^2$. We also assume that Γ can “go to infinity”; to formalize this, introduce a sufficiently large ball $\mathbb{B} \subset \mathbb{C}^2$ centered at the origin. The radius of the ball R is chosen in such a way that σ behaves “in a simple way” outside the ball (there are no crossings of the singularity components, etc); in particular, $R \gg \delta$, and σ is transversal to $\partial\mathbb{B}$. We consider the integral over $\Gamma \cap \mathbb{B}$ and study the limit $R \rightarrow \infty$. Assuming that $F(z; t)$ decays fast enough as $|z| \rightarrow \infty$, we can state that the integral over $\Gamma \cap \mathbb{B}$ tends to (1). Introduction of the ball \mathbb{B} enables us to keep the considered spaces compact and use the standard methods of the homology theory.

Note that $N\mathbb{R}^2 \cap \partial\mathbb{B}$ is homeomorphic to a product of a one-dimensional real sphere and a two-dimensional real disc $S^1 \times D^2$.

Also, we are particularly interested in the values of t belonging to the neighborhood of the real space $\mathbb{R}^M \subset \mathbb{C}^M$; such a space can be denoted by $N\mathbb{R}^M$.

Each component of singularity is defined by an equation

$$\sigma_j = \{z \in \mathbb{C}^2 : g_j(z; t) = 0\}, \quad (5)$$

where g_j is a holomorphic function of all $2 + M$ complex variables everywhere in $N\mathbb{R}^2 \times N\mathbb{R}^M$.

We assume that for any fixed t the gradient $\nabla g_j(z; t)$ taken with respect to z is non-zero in $N\mathbb{R}^2$. Thus, each $\sigma_j \cap \mathbb{R}^2$ has a structure of a smooth manifold. It will be important for us that σ_j does not have self-crossings.

Definition 1.1. *An immovable irreducible singularity σ_j has the real property if its defining function g_j is real whenever its arguments are real:*

$$g_j(z) \in \mathbb{R}, \quad \text{if } z \in \mathbb{R}^2. \quad (6)$$

For a movable singularity component, we say that it has the real property if $\sigma_j(t)$ has the real property for real t .

As a consequence of the real property, the intersection between \mathbb{R}^2 and an irreducible singularity $\sigma_j(t)$, $t \in \mathbb{R}^M$, is a one-dimensional curve. Note that this is not generally the case. If the real property is not valid, the intersection of a manifold $g_j(z) = 0$ with the real plane of z is a set of discrete points or empty.

Let t be real. The one-dimensional curve $\sigma_j \cap \mathbb{R}^2$ is called the *real trace* of σ_j and denoted by σ'_j :

$$\sigma'_j = \sigma_j \cap \mathbb{R}^2.$$

Introduce also $\sigma' = \cup_j \sigma'_j$.

The main reason to study the singularities having the real property is that the intersection of such a singularity and the real plane is unstable, i.e. there exists Γ , that is a slightly deformed \mathbb{R}^2 , not crossing σ_j . We also should note that singularities having the real properties naturally emerge in applications.

For the singularities having the real property, we assume that the neighborhood $N\mathbb{R}^2$ is so small that all crossings of singularity components σ_j in $N\mathbb{R}^2$ belong to \mathbb{R}^2 .

1.3 Prior work

Loosely speaking, The Picard-Lefschetz formula describes how homology group transform under analytic continuation around a singularity. First, it was derived in \mathbb{C}^2 by Picard in [7], and later extended to higher dimensions by Lefschetz in [8]. Next comprehensive study of Picard-Lefschetz theory was conducted by F. Pham in [9], culminating in the handbook [1]. We mainly follow [1] and a more recent F. Pham's book [3]. It is important to note that neither of these books contains a proof of the main theorem; for that, one should refer to [9]. In his monographs, F. Pham applied Picard-Lefschetz theory to the study of the ramification of integrals, though he only considered integrals with integration surfaces that do not have a boundary (absolute homologies). He briefly explored the case where the integrand itself exhibits branching behaviour.

A significant advancement in this area was made by V. Vassiliev in [5, 10], who systematically developed a “twisted” version of Picard-Lefschetz theory for analysing branching integrals. He introduced a stratified version of Picard-Lefschetz formula which describe ramification of homology groups associated with singular algebraic varieties. The “inflation theorem”, formulated and proved in this work, is closely related to Chapter VI of [5].

More recently, in [4] a relative version of the Picard-Lefschetz formula was established. The authors applied their results to Feynman integrals, which exhibit only polar singularities. They focused on integration surfaces with boundaries (relative homologies), allowing these surfaces to intersect the singularities of the integrand. Their analysis demonstrated that so-called linear pinches lead to non-zero variations in this case.

Ramification of integral functions arise in many physical problems. Some of them are the Archimedes-Newton problem on integrable bodies [5], Feynman

integrals which arise in quantum electrodynamics [11], and study of wave behaviour in the neighborhood of caustics [12]. In this work, we are motivated by the problem of wave diffraction by a canonical object — a quarter-plane. Physical formulation of this problem, along with the derivation of the 2D Wiener-Hopf equation and relevant integrals, can be found in [6]. Asymptotic estimation of corresponding integrals have been developed in [13, 14].

1.4 The structure of the paper

In Section 2 we introduce a universal Riemann domain for a given set of singularities. We do this in a slightly non-standard way (comparatively to the universal covering of the space minus the singularities), since our aim is to include the singularities into the consideration. As a result, we get a stratified universal Riemann domain \tilde{U} , whose main stratum \tilde{U}_2 is the standard universal covering, and the union of the lower strata \tilde{U}' is built over the singularities. Any Riemann domain of a function having the same singularities can be reduced to the universal Riemann domain in an easy algebraic way.

In Section 3 we introduce algebraic and visual notations for the objects under consideration. Namely, we introduce homology groups $H_2(\tilde{U}, \partial\tilde{\mathbb{B}})$, whose elements are eligible surfaces of integration, $H_2(\tilde{U}, \tilde{U}' \cup \partial\tilde{\mathbb{B}})$, whose elements can have boundaries on the singularities, and $H_2(\tilde{U}, \partial\tilde{\mathbb{B}})$, whose elements cannot have boundaries but can pass through the singularities. The group $H_2(\tilde{U}_2, \partial\tilde{\mathbb{B}})$ is what we would like to study, $H_2(\tilde{U}, \tilde{U}' \cup \partial\tilde{\mathbb{B}})$ is what is easy to study, and $H_2(\tilde{U}, \partial\tilde{\mathbb{B}})$ has an intermediate position. We demonstrate that a) $H_2(\tilde{U}_2, \partial\tilde{\mathbb{B}})$ is isomorphic to $H_2(\tilde{U}, \partial\tilde{\mathbb{B}})$ (this is the “inflation theorem”), b) that $H_2(\tilde{U}, \partial\tilde{\mathbb{B}})$ can be identified with the set of elements $w \in H_2(\tilde{U}, \tilde{U}' \cup \partial\tilde{\mathbb{B}})$ such that $\partial w = 0$. The “boundary” operator ∂ here stands for the “boundary” homomorphism

$$H_2(\tilde{U}, \partial\tilde{\mathbb{B}}) \rightarrow H_1(\tilde{U}, \tilde{U}' \cup \partial\tilde{\mathbb{B}})$$

from the exact sequence of homology for the triple

$$(\tilde{U}, \tilde{U}' \cup \partial\tilde{\mathbb{B}}, \partial\tilde{\mathbb{B}}).$$

In Section 4 we describe the ramification of $H_2(\tilde{U}, \tilde{U}' \cup \partial\tilde{\mathbb{B}})$ as the parameter t is carried along some path λ . Such a ramification is described as follows: an element of $H_2(\tilde{U}, \tilde{U}' \cup \partial\tilde{\mathbb{B}})$ corresponds to a vector-row, and the transformation induced by λ is a multiplication of this vector by some square matrix. The elements of the vectors and the matrices belong to the group ring Ω of the fundamental group \mathcal{P} of $N\mathbb{R}^2 \setminus \sigma$ over \mathbb{Z} . We derive the transformation matrices for main elementary cases and demonstrate on several examples that the outlined procedure is enough to build transformation matrices in a quite general case.

In Section 5 we demonstrate some benefits of the new approach. In particular, we show that the matrix approach a) simplifies computation of the intersection indices that is crucial for the Picard–Lefschetz theory, b) contains a lot of topological information about the space of parameters, c) can provide rather sophisticated formulas such as the additive crossing identities.

2 Riemann domains

2.1 Universal Riemann domain

2.1.1 Definition of the universal Riemann domain

Let \mathcal{X} be the complex space \mathbb{C}^2 or the neighborhood of the real plane $N\mathbb{R}^2$ (the consideration of this section is rather general, so it can be applied not only to $N\mathbb{R}^2$). Here we introduce a *universal Riemann domain* over $\mathcal{X} \setminus \sigma$, where σ is the singularity set described by functions g_j . This universal Riemann domain will be denoted \tilde{U} .

Note that the universal Riemann domain is not linked to any function $F(z)$ singular on σ ; instead, the universal Riemann domain is defined only by the singularity set, which is in this sense the set that should be avoided by certain homologies (the “integration surfaces”). By construction, \tilde{U} is the widest Riemann domain for a function having the given singular set in \mathcal{X} . What is important, we include the singularities into the universal Riemann domain.

Everywhere in this section, we assume the parameter t to be fixed and do not write it explicitly.

The singularity set σ is stratified in the usual sense. The main stratum is σ minus the union of all intersections $\sigma_j \cap \sigma_k$. The real dimension of this stratum is 2. The next stratum is the union of all binary intersections $\sigma_j \cap \sigma_k$. The real dimension of this stratum is 0. We denote these strata by $\sigma^{(1)}$ and $\sigma^{(0)}$, respectively.

Fix a reference point $z^* \in \mathcal{X} \setminus \sigma$. Let $\Pi'(z^*, z)$ be the set of continuous paths going from z^* to some point $z \in \mathcal{X}$ (z can belong to σ or not), such that all points of such a path, maybe except the end point z , belong to $\mathcal{X} \setminus \sigma$.

Let \sim be the equivalence relation provided by homotopy of paths in $\mathcal{X} \setminus \sigma$ with fixed ends. We define the set of classes

$$\Pi(z^*, z) = \Pi'(z^*, z) / \sim$$

(still, we will refer to elements of $\Pi(z^*, z)$ as paths if this causes no confusion).

Definition 2.1. *The universal Riemann domain \tilde{U} is a set of pairs (z, γ) , where $z \in \mathcal{X} \cap \mathbb{B}$, $\gamma \in \Pi(z^*, z)$, equipped with the natural topology.*

Let us derive also the spaces

$$\tilde{U}_2 \equiv \{(z, \gamma) \in \tilde{U} : z \in \mathcal{X} \setminus \sigma\}, \quad (7)$$

$$\tilde{U}' \equiv \{(z, \gamma) \in \tilde{U} : z \in \sigma\}, \quad (8)$$

$$\partial\mathbb{B} \equiv \{(z, \gamma) \in \tilde{U} : z \in \partial\mathbb{B}\}. \quad (9)$$

The element z of the pair is the *affix* of the point, γ is the *path-index*. We will say that all points of \tilde{U} having affix z are the points over z on different sheets of \tilde{U} .

The universal Riemann domain \tilde{U} is a “stratified” topological space

$$\tilde{U} = \tilde{U}_2 \cup \tilde{U}_1 \cup \tilde{U}_0 \quad (10)$$

The stratum to which the point (z, γ) belongs is defined by the affix z . The main stratum \tilde{U}_2 corresponds to $z \in \mathcal{X} \setminus \sigma$ (see (7)). The next stratum \tilde{U}_{n-1} is built for $z \in \sigma^{(1)}$, the stratum \tilde{U}_0 is built for $z \in \sigma^{(0)}$. According to (8),

$$\tilde{U}' = \tilde{U}_1 \cup \tilde{U}_0. \quad (11)$$

Each stratum \tilde{U}_j is a manifold of real dimension $2j$, moreover, it is a complex manifold of complex dimension j .

The main stratum \tilde{U}_2 is a *universal covering* over $\mathcal{X} \setminus \sigma$, which is a well-known object. Our idea here is to add singularities to \tilde{U}_2 .

The universal Riemann domain \tilde{U} may be considered as a Riemann domain of some function $F(z)$ having logarithmic branching on all σ_j and obeying no additional restrictions. Later on, we describe a reduction of the universal Riemann domain to some smaller Riemann domain of a particular function of z .

Remark. We consider only the singularities in the finite part of \mathbb{C}^2 (in the large ball \mathbb{B}). The infinity requires a separate study. \diamond

Remark. The “stratification” (10) is not a regular stratification in the Whitney sense, since the external boundary of, say, \tilde{U}_2 is not removed from \tilde{U}_2 . Such a stratification is needed for a correct application of the Thom’s first isotopy lemma; we discuss it below. \diamond

2.1.2 Structure of \tilde{U}_2

First note that the set $\Pi(z^*, z^*)$ can be turned into the fundamental group $\pi_1(\mathcal{X} \setminus \sigma)$ by equipping it with the operations of multiplication and taking the inverse. Indeed, the multiplication is a concatenation. A notation

$$\gamma = \gamma_1 \gamma_2$$

means that the path γ_2 goes after γ_1 . Taking the inverse of γ is passing it in the opposite direction. The trivial bypass is denoted by e .

Let be $z \in \mathcal{X} \setminus \sigma$. It is well-known that path-indices for the points of \tilde{U} over z are linked with $\pi_1(\mathcal{X} \setminus \sigma)$. Namely, the following proposition is valid:

Proposition 2.1. *Let γ' be an arbitrarily chosen element of $\Pi(z^*, z)$, $z \in \mathcal{X} \setminus \sigma$. Then any element of $\gamma \in \Pi(z^*, z)$ can be uniquely represented as*

$$\gamma = \gamma_1 \gamma', \quad (12)$$

where $\gamma_1 \in \pi_1(\mathcal{X} \setminus \sigma)$.

Thus, one can assign a group structure to the points of \tilde{U}_2 over z . Let

$$\mathfrak{p} : \tilde{U} \rightarrow \mathcal{X}$$

denote the projection of the branched covering (taking the affix of the point). Note that for any point $z \in \mathcal{X} \setminus \sigma$ the full preimage \mathbf{p}^{-1} of a small neighborhood $U(z)$ is homeomorphic to an infinite number of disjoint copies of $U(z)$. Each copy corresponds bijectively to an element of $\pi_1(\mathcal{X} \setminus \sigma)$.

2.1.3 Structure of \tilde{U}_1 . Locality lemma for $\sigma^{(1)}$

Let be $z \in \sigma^{(1)}$, i.e. z belongs to a singularity but does not belong to a crossing of two or more singularity components. The points of \tilde{U} over z are (z, γ) , where $\gamma \in \Pi(z^*, z)$. It seems useful to describe the singularity using $\Pi(z^*, z')$ for some $z' \in \mathcal{X} \setminus \sigma$ located near z , since such $\Pi(z^*, z')$ is a more regular object (it is linked to the fundamental group).

Introduce an open ball $D \subset N\mathbb{R}^2$ centered at z . Let the ball be small enough not to cross any other singularity components. Take a point z' in D close to z (see Fig. 1).

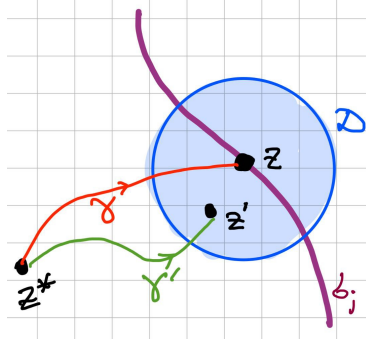


Fig. 1: Small ball D and $z \in \sigma$

Introduce a set of *local paths* $\Pi_D(z', z') \subset \Pi(z', z')$ as the set of paths going from z' to z' entirely in $D \setminus \sigma$. The paths are defined up to homotopies in $\mathcal{X} \setminus \sigma$, i.e. formally speaking they are classes of paths. The set of paths $\Pi_D(z', z')$ forms a group. Let us make it a subgroup of $\pi_1(\mathcal{X} \setminus \sigma)$. For this, introduce some path $\gamma' \in \Pi(z^*, z')$. The map

$$\varpi : \quad \gamma'' \rightarrow \gamma' \gamma'' (\gamma')^{-1}, \quad \gamma'' \in \Pi_D(z', z')$$

maps $\Pi_D(z', z')$ in $\pi_1(\mathcal{X} \setminus \sigma)$. Denote $\varpi(\Pi_D(z', z'))$ by $\pi_1^{loc}[z]$ and refer to this group as to the *local subgroup* of $\pi_1(\mathcal{X} \setminus \sigma)$ for the point z . The definition of $\pi_1^{loc}[z]$ depends on γ' , but any two such subgroups with different γ' are conjugate in $\pi_1(\mathcal{X} \setminus \sigma)$.

The following lemma is valid:

Lemma 2.1 (locality for $\sigma^{(1)}$). *Let be $z \in \sigma^{(1)}$. Then*

a) *The local subgroup $\pi_1^{loc}[z]$ is isomorphic to \mathbb{Z} . The generator for the group is $\varpi(\gamma^{el})$, where γ^{el} is a simple loop about σ in $\Pi_D(z', z')$.*

b) The set of all possible γ that are path-indices of $(z, \gamma) \in \tilde{U}$ is the set of left cosets of the subgroup $\pi_1^{loc}[z]$ in $\pi_1(\mathcal{X} \setminus \sigma)$. In other words,

$$\gamma = \gamma_0 \Pi(z', z'), \quad \gamma_0 \in \Pi(z^*, z').$$

In the formulation of the lemma we used the following definition:

Definition 2.2. A simple loop about singularity σ_j is a path $\gamma^\dagger \gamma^\ddagger (\gamma^\dagger)^{-1}$, where γ^\ddagger is a small loop about σ_j encircling it one time in the positive direction.

The proof of the lemma is given in Appendix A.

Since $\pi_1^{loc}[z]$ is generally not a normal subgroup of $\pi_1(\mathcal{X} \setminus \sigma)$, the path-indices for \tilde{U}_1 do not have the group structure.

For any point $z \in \sigma_j \setminus \cup_{n \neq j} \sigma_n$ the full preimage $\mathbf{p}^{-1}(U(z))$ of a small neighborhood $U(z) \subset \mathcal{X}$ is homeomorphic to an infinite number of copies of space W , where each copy corresponds to an element of $\pi_1(\mathcal{X} \setminus \sigma) / \langle \varpi(\gamma^{el}) \rangle$, $\langle \varpi(\gamma^{el}) \rangle$ is a subgroup of $\pi_1(\mathcal{X} \setminus \sigma)$ generated by $\varpi(\gamma^{el})$, W is homeomorphic to $(\mathbb{Z} \simeq \langle \varpi(\gamma^{el}) \rangle)$ copies of cut 2-disk \times (2-disk), glued together as in the Fig. 2. The assembly of \mathbb{Z} copies of 2-disks can be considered as a fragment of a (usual) Riemann surface with a logarithmic branch point.

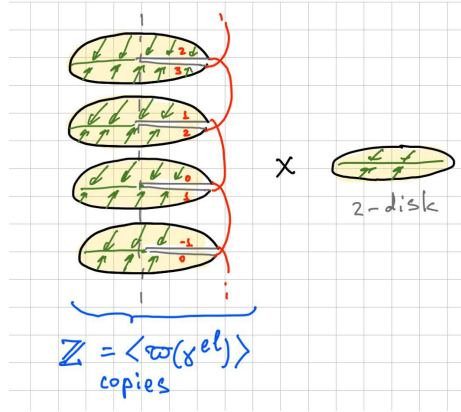


Fig. 2: Topology of W for $z \in \sigma_j \setminus \cup_{n \neq j} \sigma_n$

2.1.4 Structure of \tilde{U}_0 . Locality lemma for $\sigma^{(0)}$

Let be $z \in \sigma^{(0)}$. To describe the structure of path-indices for the points of \tilde{U} over z , we follow the scheme developed above. Consider a small ball $D \subset \mathcal{X}$ centered at z , select an arbitrary point z' in $\mathcal{X} \setminus \sigma$ and introduce a local fundamental group $\pi_1^{loc}[z]$ and the map ϖ . One can formulate the following lemma, whose conditions are slightly more restrictive than the conditions of Lemma 2.1:

Lemma 2.2. *Let z be a crossing of exactly two singularities, say σ_j and σ_k , the point z be regular on the singularities (the gradients ∇g_j and ∇g_k at z are non-zero), and the crossing be transversal (the gradients ∇g_j and ∇g_k at z are not proportional). Then*

a) *The local subgroup $\pi_1^{loc}[z]$ is isomorphic to \mathbb{Z}^2 . The generators for the group are $\varpi(\gamma_1)$, $\varpi(\gamma_2)$, where γ_1 and γ_2 are simple loops about σ_j and σ_k in $\Pi_D(z', z')$.*

b) *The set of all possible γ that are path-indices of $(z, \gamma) \in \tilde{U}$ is the set of left cosets of the subgroup $\pi_1^{loc}[z]$ in $\pi_1(\mathcal{X} \setminus \sigma)$.*

The proof of point a) is different from Lemma 2.1, so we should comment on it here. Introduce local coordinates $w = (w_1, w_2)$ in D by

$$w_1 = g_j(z), \quad w_2 = g_k(z).$$

The singularities in the new coordinates are $w_1 = 0$ and $w_2 = 0$. There exists a strict deformation retraction of $D \setminus \sigma$ on a real 2D torus given by

$$(w_1, w_2) \rightarrow \left(\frac{w_1}{|w_1|}, \frac{w_2}{|w_2|} \right).$$

As it is known, the fundamental group of a topological space is the same as that of its retract. Let us show that it is \mathbb{Z}^2 for a torus.

The simple loop γ_1 about σ_j is as follows: the variable w_2 is fixed, and the variable w_1 makes a single loop about zero in the positive direction. The bypass γ_2 is constructed similarly. To prove pt. a), we should show that the bypasses γ_1 and γ_2 commute, i.e. that the paths $\gamma_1\gamma_2$ and $\gamma_2\gamma_1$ are homotopical. For this, introduce the coordinates on the torus:

$$\varphi_1 = \text{Arg}[w_1], \quad \varphi_2 = \text{Arg}[w_2].$$

The torus is the square $[0, 2\pi] \times [0, 2\pi]$ in the real plane (φ_1, φ_2) with the opposite sides identified (see Fig. 3, left, the sides are a and b). The required homotopy is shown in the right part of the figure.

To finish the proof of a) we should demonstrate that no nontrivial paths in $\pi_1(D \setminus \sigma)$ become trivial in $\pi_1(\mathcal{X} \setminus \sigma)$. For this, one should consider the function

$$f(z) = \log(g_j(z)) + \beta \log(g_k(z))$$

with arbitrary irrational β . This function takes different values on different sheets of \tilde{U} in D , so no external path can trivialize this.

Note that in this proof it is essential that there are *two* different functions g_j and g_k , so this reasoning breaks for a point of self-crossing of a single singularity component.

The proof of b) is similar to that of Lemma 2.1.

For any point $z \in \sigma_j \cap \sigma_k$, $j \neq k$, the full preimage $\mathfrak{p}^{-1}(U(z))$ of a small neighborhood $U(z)$ is homeomorphic to an infinity number of copies of space W , where each copy corresponds to an element of $\pi_1(\mathcal{X} \setminus \sigma) / (\langle \varpi(\gamma_1) \rangle \times \langle \varpi(\gamma_2) \rangle)$ and W is homeomorphic to $(\mathbb{Z} \simeq \langle \varpi(\gamma_1) \rangle \text{ copies of 2-disk}) \times (\mathbb{Z} \simeq \langle \varpi(\gamma_2) \rangle \text{ copies of 2-disk})$, glued together as in the Fig. 4.

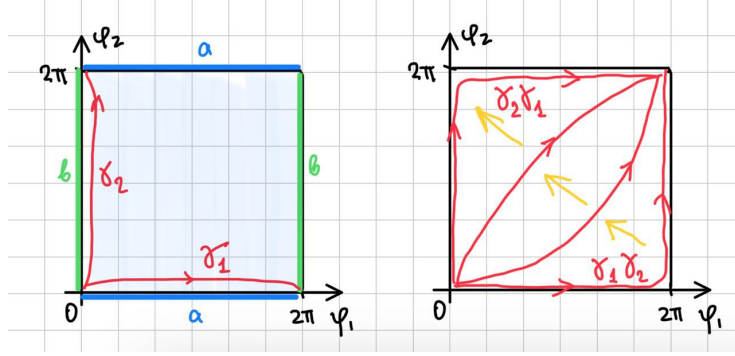


Fig. 3: Computation of π_1 of a torus

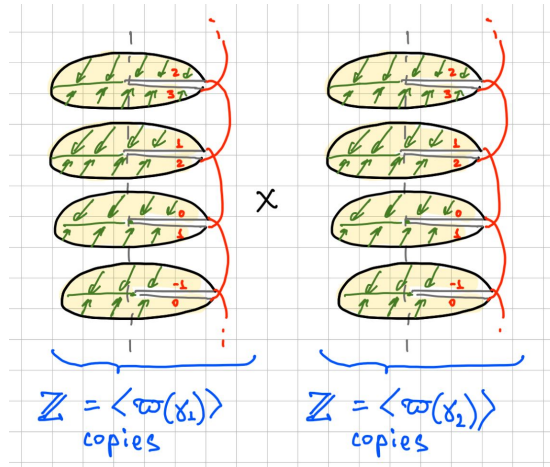


Fig. 4: Topology of W for $z \in \sigma_j \cap \sigma_k$. Green lines demonstrate the retraction to the real plane

2.1.5 Structure of $\partial\tilde{\mathbb{B}}$

If $z \in \partial\mathbb{B} \setminus \sigma$, then the full preimage $\mathbf{p}^{-1}(U(z))$ of a small neighborhood $U(z) \subset \mathbb{B}$ is homeomorphic to $\pi_1(\mathcal{X} \setminus \sigma)$ copies of a 4-disk. If $z \in \partial\mathbb{B} \cap \sigma_j$, then the full preimage $\mathbf{p}^{-1}(U(z))$ is homeomorphic to $(\pi_1(\mathcal{X} \setminus \sigma) / \langle \varpi(\gamma_j) \rangle)$ copies of 2-disk \times 2-disk, glued together as in the Fig. 5.

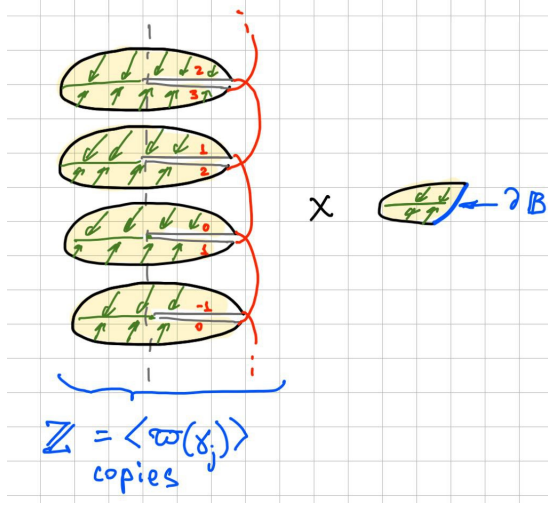


Fig. 5: Topology of W for $z \in \partial\mathbb{B} \cap \sigma_j$

2.1.6 Commutativity of $\pi_1(N\mathbb{R}^2 \setminus \sigma)$ under some assumptions

Below we use many times the fact that the bypasses about the singularities crossing transversally commute. Namely, we use the following lemma:

Lemma 2.3. *Let irreducible singularity components σ_j :*

- *possess the real property,*
- *have only regular points in $N\mathbb{R}^2$ (i.e. $\nabla g_j \neq \mathbf{0}$),*
- *each two singularity components cross,*
- *there are no triple (or more) crossings,*
- *each crossing is transversal.*

Then the fundamental group $\pi_1(N\mathbb{R}^2 \setminus \sigma)$ is generated by simple loops about σ_j , and these bypasses commute, i.e. the group is Abelian.

We don't prove this lemma in details here, but the sketch of the proof is as follows. The possibility to represent any $\gamma \in \pi_1(N\mathbb{R}^2 \setminus \sigma)$ by a product of

simple loops is discussed in [3], V.1. Then, using Lemma 2.2, one can prove that all elementary loops about the same singularity component σ_j are homotopical. Finally, we establish the commutativity by using Lemma 2.2 again.

Remark. This lemma follows from O. Zariski theorem, see [15], §22.2 there, and [16]. \diamond

2.1.7 An example of \tilde{U}

Consider the case $z = (z_1, z_2) \in \mathbb{C}^2$. Let be

$$\sigma = \sigma_1 \cup \sigma_2, \quad \sigma_1 : z_1 = 0, \quad \sigma_2 : z_2 = 0.$$

First build the stratum \tilde{U}_2 . Take, say, $z^* = (1, 1)$. Introduce the simple loops $\gamma_1, \gamma_2 \in \Pi(z^*, z^*)$ bypassing σ_1 and σ_2 . These loops are shown in Fig. 6.

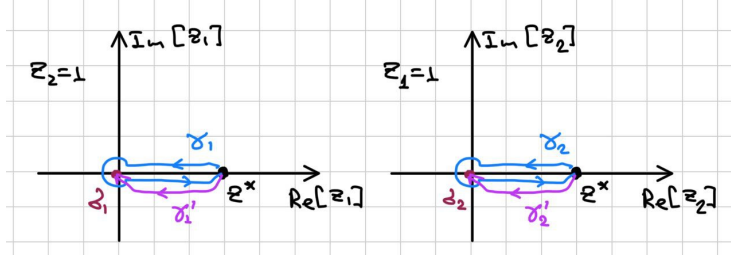


Fig. 6: Contours for Example 2.1.7

According to Lemma 2.2, the loops along γ_1 and γ_2 commute. Thus,

$$\pi_1(\mathbb{C}^2 \setminus \sigma) = \mathbb{Z}^2,$$

and each element of π_1 is $\gamma_1^{k_1} \gamma_2^{k_2}$ with $k_1, k_2 \in \mathbb{Z}$.

Let us build the stratum \tilde{U}_1 . Take points $z = (0, 1)$ and $z = (1, 0)$ belonging to σ_1 and σ_2 , respectively. Introduce the paths γ_1' and γ_2' as it is shown in Fig. 6. According to Lemma 2.1, paths from $\Pi(z^*, z')$ can be written as $\gamma_2^k \gamma_1'$, $k \in \mathbb{Z}$, and paths from $\Pi(z^*, z'')$ can be written as $\gamma_1^k \gamma_2'$.

According to Lemma 2.2, the local group for $z = (0, 0)$ is the whole \mathbb{Z}^2 , and the stratum \tilde{U}_0 consists of a single point.

2.2 Riemann domain of a function

Consider some possibly multivalued analytical function $F(z)$, $z \in \mathcal{X}$ having singularities only at σ . Here *analytical* means that there exists analytical continuation of F along any path in $\mathcal{X} \setminus \sigma$.

As it is well-known, the Riemann domain of $F(z)$ over \mathcal{X} can be defined as a set of pairs (z, ν) , where $z \in \mathcal{X} \setminus \sigma$, and ν is the germ of F at z (we assume that the germs are indexed somehow). Denote the Riemann surface of F by \hat{U} . Our aim is to connect \hat{U} with \tilde{U} .

Proposition 2.2. *Function $F(z)$ can be defined as a single-valued function on \tilde{U}_2 .*

The proof is obvious. Take some reference point $z^* \in \mathcal{X} \setminus \sigma$ and select arbitrarily one of the germs of $F(z)$ at z^* ; refer to it as the reference germ. To each point $(z, \gamma) \in \tilde{U}_2$, assign the value of F obtained by analytical continuation of the reference germ along γ . This procedure cannot give incorrect results, since by definition of the universal Riemann domain, two different paths cannot end at the same point of \tilde{U} .

Use the reference point and the reference germ defined for the proof of the proposition and take $\pi_1(\mathcal{X} \setminus \sigma) = \Pi(z^*, z^*)$. Introduce the subgroup $A \subset \pi_1(\mathcal{X} \setminus \sigma)$ as the set of all elements going from the reference germ to the same reference germ.

Lemma 2.4. *The set of germs ν in the definition of the Riemann surface of F is the set of right cosets of A in $\pi_1(\mathcal{X} \setminus \sigma)$:*

$$\nu = A\gamma, \quad \gamma \in \pi_1(\mathcal{X} \setminus \sigma).$$

the Lemma expresses the *principle of analytical continuation*: if $\gamma_1, \gamma_2 \in A$, $\gamma_3 \in \pi_1(\mathcal{X} \setminus \sigma)$, then $\gamma_1\gamma_3$ and $\gamma_2\gamma_3$ lead to the same germ (not necessarily reference). Moreover, if $\gamma_1, \gamma_2 \in \pi_1(\mathcal{X} \setminus \sigma)$ lead to the same germ, then $\gamma_2\gamma_1^{-1} \in A$.

Lemma 2.4 reproduces the statement from [3], Chapter VII. Note that there are *left* cosets instead of *right*, since the convention of writing of the product in $\pi_1(\mathcal{X} \setminus \sigma)$ is different from the ours.

Thus, Lemma 2.4 establishes a map

$$\Psi : \tilde{U}_2 \rightarrow \hat{U}, \quad (z, \gamma) \rightarrow (z, \nu), \quad (13)$$

such that the affix z remains the same and the element γ is mapped to the right coset to which it belongs.

Remark. The last statement just repeats the covering classification theorem, according to which coverings are classified by cosets of subgroups of the fundamental group of the base. In particular, the space \tilde{U}_2 is a covering over the space of the Riemannian covering over $\mathcal{X} \setminus \sigma$ for any function F . \diamond

3 Representation of surfaces through relative homologies

3.1 Algebraic notations

3.1.1 An overview. Homology groups under consideration

Here and below we assume \mathcal{X} to be $N\mathbb{R}^2$. Let the singularity σ have the real property. Denote

$$\mathcal{P} = \pi_1(N\mathbb{R}^2 \setminus \sigma). \quad (14)$$

We will study the following homology groups:

- $H_2(\tilde{U}_2, \partial\tilde{\mathbb{B}})$. This is the group of admissible boundaryless integration surfaces for the integrals of class (1). The elements of the homologies avoid the singularities and can extend to infinity, i.e. to $\partial\tilde{\mathbb{B}}$. The branched structure of \tilde{U}_2 enables one to handle arbitrary branching of any function F .
- $H_2(\tilde{U}, \partial\tilde{\mathbb{B}})$. This is the group of homologies that are similar to $H_2(\tilde{U}_2, \partial\tilde{\mathbb{B}})$ but allowed to pass through singularities. The main result of this section is the isomorphism $H_2(\tilde{U}, \partial\tilde{\mathbb{B}}) \simeq H_2(\tilde{U}_2, \partial\tilde{\mathbb{B}})$.
- $H_2(\tilde{U}, \tilde{U}' \cup \partial\tilde{\mathbb{B}})$. This is the relative homology group generated by polygons that may have boundaries on the strata of smaller dimensions. This group has a simple structure, and its ramification admits an explicit description. The group $H_2(\tilde{U}, \partial\tilde{\mathbb{B}})$ can be identified with a subgroup of boundaryless elements of $H_2(\tilde{U}, \tilde{U}' \cup \partial\tilde{\mathbb{B}})$ (the boundary is understood in the sense of the homomorphism from the exact sequence of homology for a triple (27)).
- $H_1(\tilde{U}', \partial\tilde{\mathbb{B}})$. This group contains “boundaries” of the elements of $H_2(\tilde{U}, \tilde{U}' \cup \partial\tilde{\mathbb{B}})$ in the sense of the homomorphism

$$H_2(\tilde{U}, \tilde{U}' \cup \partial\tilde{\mathbb{B}}) \rightarrow H_1(\tilde{U}', \partial\tilde{\mathbb{B}})$$

of the exact sequence of the triple of spaces

$$(\tilde{U}, \tilde{U}' \cup \partial\tilde{\mathbb{B}}, \partial\tilde{\mathbb{B}}).$$

All homology groups have coefficients in \mathbb{Z} . For all groups, only homologies sitting on a finite number of sheets of \tilde{U} are allowed.

Some of the groups under consideration can be organized into a following commutative diagram:

$$\begin{array}{ccc} H_2(\tilde{U}_2) & \longrightarrow & H_2(\tilde{U}, \tilde{U}') \\ \downarrow & & \downarrow \\ H_2(\tilde{U}_2, \partial\tilde{\mathbb{B}}) & \longrightarrow & H_2(\tilde{U}, \tilde{U}' \cup \partial\tilde{\mathbb{B}}). \end{array} \quad (15)$$

The upper horizontal arrow is defined by the embedding of absolute chains into relative ones, the lower one is similar, only for chains modulo $\partial\tilde{\mathbb{B}}$, the vertical arrows are the reduction modulo $\partial\tilde{\mathbb{B}}$.

Our aim is to describe the ramification of some element of $H_2(\tilde{U}_2, \partial\tilde{\mathbb{B}})$ under some loop λ passed by the parameter t about the Landau set. For that, we use the following scheme. Using the established isomorphism between $H_2(\tilde{U}, \partial\tilde{\mathbb{B}})$ and $H_2(\tilde{U}_2, \partial\tilde{\mathbb{B}})$, we study the ramification of a corresponding element of $H_2(\tilde{U}, \partial\tilde{\mathbb{B}})$ under the same loop λ . The image of the element of $H_2(\tilde{U}, \partial\tilde{\mathbb{B}})$ under injection $H_2(\tilde{U}, \partial\tilde{\mathbb{B}}) \rightarrow H_2(\tilde{U}, \tilde{U}' \cup \partial\tilde{\mathbb{B}})$, see Proposition 3.8 is written as a linear combination of elements of $H_2(\tilde{U}, \tilde{U}' \cup \partial\tilde{\mathbb{B}})$. Using the linearity, we study the ramification of the elements of $H_2(\tilde{U}, \tilde{U}' \cup \partial\tilde{\mathbb{B}})$, which can be represented by a matrix multiplication, and return to $H_2(\tilde{U}_2, \partial\tilde{\mathbb{B}})$ through $H_2(\tilde{U}, \partial\tilde{\mathbb{B}})$.

The outlined scheme is the diagram (44), and it is explained in details later.

To give some visual understanding of the difference between homology groups introduced here, let us consider groups playing a similar role in the 1D case. In this case, we consider $N\mathbb{R}^1 \subset \mathbb{C}$. Introduce also a ball \mathbb{B}^{ex} , such that its boundary $\partial\mathbb{B}^{ex}$ acts as the “infinity”. The singular set σ is a union of several discrete points σ_j . The universal Riemann domain \tilde{U}^{ex} has two strata \tilde{U}_1^{ex} and \tilde{U}_0^{ex} (index ex stands for the 1D example). Analogs of groups $H_2(\tilde{U}_2, \partial\tilde{\mathbb{B}})$, $H_2(\tilde{U}, \partial\tilde{\mathbb{B}})$, $H_2(\tilde{U}_2, \tilde{U}' \cup \partial\tilde{\mathbb{B}})$ are groups $H_1(\tilde{U}_1^{ex}, \partial\tilde{\mathbb{B}}^{ex})$, $H_1(\tilde{U}^{ex}, \partial\tilde{\mathbb{B}}^{ex})$, $H_1(\tilde{U}_1^{ex}, \tilde{U}_0^{ex} \cup \partial\tilde{\mathbb{B}}^{ex})$, respectively. Examples of representatives of these groups are shown in Fig. 7. We indicate in this figure the retraction and the inflation procedures that will be introduced below.

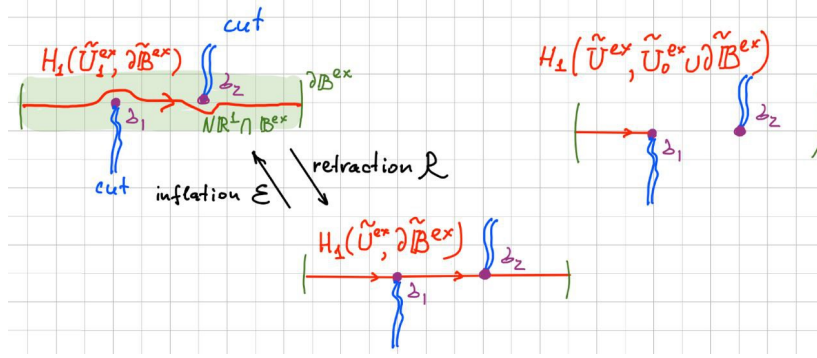


Fig. 7: Examples of representatives of different homology groups in the 1D case

3.1.2 Description of $H_2(\tilde{U}, \tilde{U}' \cup \partial\tilde{\mathbb{B}})$. The group ring Ω

Let us introduce the following notations:

$$\tilde{U}^* = \{(z, \gamma) \in \tilde{U} : z \in \mathbb{R}^2\}, \quad (16)$$

,

$$\tilde{U}'^* = \{(z, \gamma) \in \tilde{U} : z \in \sigma \cap \mathbb{R}^2\}. \quad (17)$$

Let us make an important preliminary statement:

Proposition 3.1. *Let all crossings of the singularity components σ_j be transversal and let there be no triple crossings. Then we can choose a sufficiently small tubular neighborhood $N\mathbb{R}_\delta^2$, such that the space \tilde{U}^* is a strict deformation retract of \tilde{U} ; moreover, the triple*

$$(\tilde{U}^*, \tilde{U}'^* \cup (\partial\tilde{\mathbb{B}} \cap \tilde{U}^*), \partial\tilde{\mathbb{B}} \cap \tilde{U}^*)$$

is a strict deformation retract of the triple

$$(\tilde{U}, \tilde{U}' \cup \partial\tilde{\mathbb{B}}, \partial\tilde{\mathbb{B}}).$$

The retraction $\tilde{U} \rightarrow \tilde{U}^$ will be denoted by \mathcal{R} .*

Proof.

1. Let's show that the triple of spaces

$$(\mathbb{R}^2 \cap \mathbb{B}, \mathbb{R}^2 \cap (\sigma \cup \partial\mathbb{B}), \mathbb{R}^2 \cap \partial\mathbb{B})$$

is a deformation retract of the triple

$$(N\mathbb{R}^2 \cap \mathbb{B}, N\mathbb{R}^2 \cap (\sigma \cup \partial\mathbb{B}), N\mathbb{R}^2 \cap \partial\mathbb{B}).$$

We define a continuous family of transformations in some local coordinates $w = (w_1, w_2) \in \mathbb{C}^2$:

$$\begin{aligned} \varphi_\alpha : \quad (\operatorname{Re}[w_1], \operatorname{Im}[w_1], \operatorname{Re}[w_1], \operatorname{Im}[w_2]) &\rightarrow (\operatorname{Re}[w_1], \alpha \operatorname{Im}[w_1], \operatorname{Re}[w_2], \alpha \operatorname{Im}[w_2]), \\ \alpha &\in [0, 1], \end{aligned}$$

connecting the identity mapping with retraction φ_0 .

Let us build a retraction locally. Consider the neighborhoods of points $z \in \mathbb{B} \cap \mathbb{R}^2$. There are five possible cases. It is easy to see that in all cases the required retraction is given by φ_0 .

1. $z \in \mathbb{R}^2 \cap (\mathbb{B} \setminus (\partial\mathbb{B} \cup \sigma))$. We can take global coordinates z as w .
2. $z \in \mathbb{R}^2 \cap (\partial\mathbb{B} \setminus \sigma)$. Using a local diffeomorphism $\mathbb{R}^4 \simeq \mathbb{C}^2$ that preserves \mathbb{R}^2 , we pass to the coordinates w , centered at the point z , in which $\partial\mathbb{B}$ is given by $\operatorname{Re}[w_1] = 0$.
3. $z \in \mathbb{B} \cap \mathbb{R}^2 \cap (\sigma^1 \setminus \partial\mathbb{B})$, i.e z is a point of the maximal strata of σ . By the implicit function theorem, locally one can make a biholomorphic coordinate change $(z_1, z_2) \rightarrow (x, y)$, such that σ becomes a graph of a holomorphic function $y = f(x)$, and $f(\mathbb{R}) \subset \mathbb{R}$. Take $w_1 = x$, $w_2 = y - f(x)$. Then σ will be given by $w_2 = 0$.
4. $z \in \mathbb{B} \cap \mathbb{R}^2 \cap \sigma^0$, i.e. z is a point of transversal intersection of σ . Similarly, we can choose local coordinates w in which σ is defined by $w_1 w_2 = 0$.
5. $a \in \mathbb{R}^2 \cap \partial\mathbb{B} \cap \sigma_1$. In this case, there is a coordinates in which $\partial\mathbb{B}$ is given by $\operatorname{Re}[w_1] = 0$ and σ is given by $w_2 = 0$.

Let us define retractions arbitrarily in the neighborhoods of points of the set σ_0 . It is easy to see that there are no obstructions to continuing them to strata of higher dimensions (since $\sigma' \cap \mathbb{B}$ is compact, we can select a finite subcover from our cover by neighborhoods, and take the value of δ that is smallest over all neighborhoods).

2. We can lift the constructed retraction to a retraction of \tilde{U} onto \tilde{U}^* that will be also denoted \mathcal{R} (see Fig. 2-5, green lines). \square

A corollary of this proposition is as follows:

Proposition 3.2. *One can study $H_2(\tilde{U}^*, \partial\tilde{\mathbb{B}})$ and $H_2(\tilde{U}^*, \tilde{U}' \cup \partial\tilde{\mathbb{B}})$ instead of $H_2(\tilde{U}, \partial\tilde{\mathbb{B}})$ and $H_2(\tilde{U}, \tilde{U}' \cup \partial\tilde{\mathbb{B}})$, respectively:*

$$H_2(\tilde{U}, \partial\tilde{\mathbb{B}}) \simeq H_2(\tilde{U}^*, \partial\tilde{\mathbb{B}}), \quad H_2(\tilde{U}, \tilde{U}' \cup \partial\tilde{\mathbb{B}}) \simeq H_2(\tilde{U}^*, \tilde{U}' \cup \partial\tilde{\mathbb{B}}). \quad (18)$$

(This follows from the fact that the deformation retraction is a homotopy equivalence and in view of the homotopy invariance of homology.)

Another obvious proposition:

Proposition 3.3. *As a basis of the group $H_2(\tilde{U}^*, \tilde{U}' \cup \partial\tilde{\mathbb{B}})$, one can take the set of classes of possibly curvilinear polygons, into which the ball $\mathbb{B} \cap \mathbb{R}^2$ is split by σ' , each taken on all different sheets of \tilde{U} .*

can then be transferred into the same statement about $H_2(\tilde{U}, \tilde{U}' \cup \partial\tilde{\mathbb{B}})$ as a corollary from Proposition 3.1.

Let us formalize this statement. Take a reference point z^* as it is done in the definition of \tilde{U} . Let the lines σ'_j split the ball $\mathbb{B} \cap \mathbb{R}^2$ into k polygons A, B, C, \dots (if the geometry is not fixed we can introduce aliases for these polygons by $Q^1 = A, Q^2 = B, \dots$). The polygons are assumed to be oriented in a standard way. These polygons form a basis of $H_2(\mathbb{R}^2, \sigma \cup \partial\mathbb{B})$.

Take *reference points* on each such polygon (they can be arbitrary points inside the polygons). Denote these points by z_A, z_B, z_C, \dots (or by z_{Q^1}, \dots, z_{Q^k}). Introduce some arbitrary *base paths*

$$\gamma_A \in \Pi(z^*, z_A), \quad \gamma_B \in \Pi(z^*, z_B), \dots$$

Each point of \tilde{U} over, say z_A , is described as $(z_A, \gamma\gamma_A)$, $\gamma \in \mathcal{P}$ (see Proposition 2.1). If point $(z_A, \gamma\gamma_A)$ belongs to some polygon A on a certain sheet of \tilde{U} , this polygon can be denoted A_γ (polygon A on the sheet γ). Indeed, $A_\gamma \in H_2(\tilde{U}, \tilde{U}' \cup \partial\tilde{\mathbb{B}})$.

Some visual examples of these notations are given in the next subsection. It is easy to see that the index γ does not depend on the choice of the reference point z_A inside the polygon A .

An arbitrary element $w \in H_2(\tilde{U}, \tilde{U}' \cup \partial\tilde{\mathbb{B}})$ is a linear combination of all such elements:

$$w = \sum_{l=1}^k \sum_{\gamma \in \mathcal{P}} \alpha_{l,\gamma} Q_\gamma^l, \quad \alpha_{k,\gamma} \in \mathbb{Z}, \quad (19)$$

provided that only a finite number of the coefficients $\alpha_{l,\gamma}$ are non-zero.

Let us change the notation (19) to make it useful for further analysis. Introduce the *free group ring* Ω for \mathcal{P} over \mathbb{Z} . The elements of Ω are formal linear combinations of γ with integer coefficients:

$$\omega = \sum_{\gamma \in \mathcal{P}} \beta_\gamma \gamma, \quad \beta_j \in \mathbb{Z}. \quad (20)$$

The summation is held over all elements of \mathcal{P} , but we assume that only a finite number of coefficients are non-zero. If some γ does not participate in the sum,

this is equivalent to $\beta_\gamma = 0$. The zero element of the ring is the empty sum (all coefficients are zero).

One can define a sum of such elements. If, in addition to (20),

$$\omega' = \sum_{\gamma \in \mathcal{P}} \beta'_\gamma \gamma$$

then

$$\omega + \omega' = \sum_{\gamma} (\beta_\gamma + \beta'_\gamma) \gamma.$$

A product of two elements is defined in a natural way. Say,

$$(\beta_1 \gamma_1 + \beta_2 \gamma_2 + \beta_3 \gamma_3)(\beta_4 \gamma_4 + \beta_5 \gamma_5) =$$

$$\beta_1 \beta_4 \gamma_1 \gamma_4 + \beta_2 \beta_4 \gamma_2 \gamma_4 + \beta_3 \beta_4 \gamma_3 \gamma_4 + \beta_1 \beta_5 \gamma_1 \gamma_5 + \beta_2 \beta_5 \gamma_2 \gamma_5 + \beta_3 \beta_5 \gamma_3 \gamma_5$$

($\gamma_j \gamma_k$ is a product of group elements). The unit element of Ω is $1e = e$. Note that the multiplication is generally not commutative, so the order of factors is important.

Return to the sum (19). For each Q^l denote formally

$$\sum_{\gamma} \alpha_{l,\gamma} Q^l_{\gamma} \equiv \sum_{l=1}^k Q^l \omega_l, \quad (21)$$

where

$$\omega_l = \sum_{\gamma} \alpha_{l,\gamma} \gamma, \quad \omega_l \in \Omega. \quad (22)$$

Finally, we rewrite the general form of $w \in H_2(\tilde{U}, \tilde{U}' \cup \partial \tilde{\mathbb{B}})$ as

$$w = \sum_{l=1}^k Q^l \omega_l. \quad (23)$$

We note that the form (23) is nothing more than a convenient notation for a formal linear combination of polygons taken on different sheets of \tilde{U} labelled by elements of \mathcal{P} .

We can simplify the notations even more if we note that (23) can be represented as a vector with coordinates $\omega_1, \dots, \omega_k$:

$$w \leftrightarrow \mathbf{w} = (\omega_1, \dots, \omega_k). \quad (24)$$

This makes sense, since we will use matrix multiplication for such vectors.

Definition 3.1. Denote the linear space of vector-columns of length k with elements from Ω by \mathcal{M}_k . The elements of this space will be subject to summation and right-multiplication by elements of Ω .

Finally, we come to the following statement:

Proposition 3.4. *Under the conditions of Proposition 3.1, the elements of $H_2(\tilde{U}, \tilde{U}' \cup \partial\mathbb{B})$ have one-to-one correspondence with elements of \mathcal{M}_k , where k is the number of polygons, into which $\mathbb{B} \cap \mathbb{R}^2$ is split by σ_j .*

Remark. \mathcal{M}_k is a *right module*; such modules are used, say, in [9]. Here we prefer not to introduce these concepts since we don't use deep algebraic results related to them. \diamond

3.1.3 Visual notations and examples

Let us use some benefits of a rather simple geometrical situation and introduce visual notations for paths in $N\mathbb{R}^2 \setminus \sigma$. These notations are explained in details in Appendix B. We should note that the same notations are used in [3], V.3.3. with the only comment “The interpretation of this picture is left to the imagination of the reader”.

Example 3.1. *Let be $\sigma = \sigma_1$,*

$$g_1(z) = z_1^2 + z_2^2 - 1.$$

One can see that σ'_1 is a circle in the real plane (see Fig. 8).

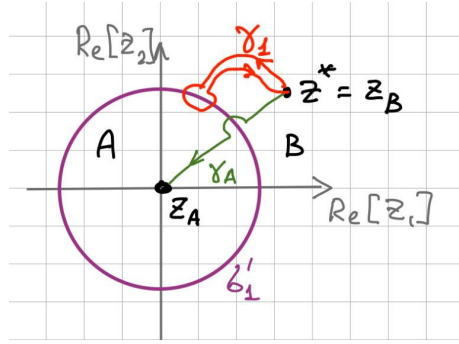


Fig. 8: Notations for $H_2(\tilde{U}, \tilde{U}' \cup \partial\mathbb{B})$ for a circle

The circle σ'_1 splits the real plane into two “polygons”: inside the circle this is A, and outside is B. The ball \mathbb{B} is large, so its boundary is not visible in the figure (as well as in most of the figures below).

The visual notations can be introduced after choosing of:

- a reference point z^* for \mathcal{P} , and reference points z_A and z_B in the polygons;
- base paths γ_A, γ_B ;
- generator(s) of \mathcal{P} .

Take arbitrary reference points z_A and z_B in the polygons A and B , respectively. Let the reference point z^* for \mathcal{P} coincide with z_B .

Draw a base path γ_A from z^* to A as it is shown in the figure (note that we are starting to use the bypass notations introduced in Appendix B). Let the base path γ_B be trivial.

The group \mathcal{P} has a single generator γ_1 that is a simple loop about σ_1 . Any element $\gamma \in \mathcal{P}$ can be written as

$$\gamma = \gamma_1^n, \quad n \in \mathbb{Z}.$$

Obviously, \mathcal{P} is Abelian.

The group ring Ω for this example is the set of finite sums

$$\omega = \sum_n \beta_n \gamma_1^n, \quad \beta_n \in \mathbb{Z},$$

i.e. any ω can be treated as a power sum of variable γ_1 . The summation and the multiplication in Ω are performed just as for power sums.

Any element $w \in H_2(\tilde{U}, \tilde{U}' \cup \partial\mathbb{B})$ is a linear combination of some samples of polygons A and B , taken on different sheets of \tilde{U} . Any polygon over A taken on a certain sheet is denoted A_γ . Such a notation means that the point $(z_A, \gamma\gamma_A)$ belongs to this polygon. Similarly, for polygons over B introduce a notation B_γ .

According to the introduced notation, each element $w \in H_2(\tilde{U}, \tilde{U}')$ can be written as

$$w = A\omega_A + B\omega_B.$$

Besides, we introduce a vector

$$\mathbf{w} = (\omega_A, \omega_B) \in \mathcal{M}_2.$$

Let us explain the meaning of this vector with an example. Let be

$$\omega_A = 2\gamma_1^0 - \gamma_1^5, \quad \omega_B = 3\gamma_1.$$

Then

$$w = 2A_e - A_{\gamma_1^5} + 3B_{\gamma_1}.$$

Example 3.2. Consider the singularity σ composed of three complex straight lines $\sigma_1, \sigma_2, \sigma_3$ in general position. Say, they may be the lines

$$\sigma_1: z_2 = 0, \quad \sigma_2: z_1 + z_2 - 1 = 0, \quad \sigma_3: z_1 - z_2 = 0.$$

Three real traces $\sigma'_1, \sigma'_2, \sigma'_3$ split \mathbb{R}^2 into 7 polygons: A, \dots, G . Take a reference point $z^* = z_A$ in the finite triangle A (see Fig. 9, left).

The generators of \mathcal{P} are simple loops $\gamma_1, \gamma_2, \gamma_3$ bypassing the singularities $\sigma_1, \sigma_2, \sigma_3$, respectively, in the positive direction (see the figure). According to Lemma 2.3, they commute:

$$\gamma_1\gamma_2 = \gamma_2\gamma_1, \quad \gamma_1\gamma_3 = \gamma_3\gamma_1, \quad \gamma_2\gamma_3 = \gamma_3\gamma_2,$$

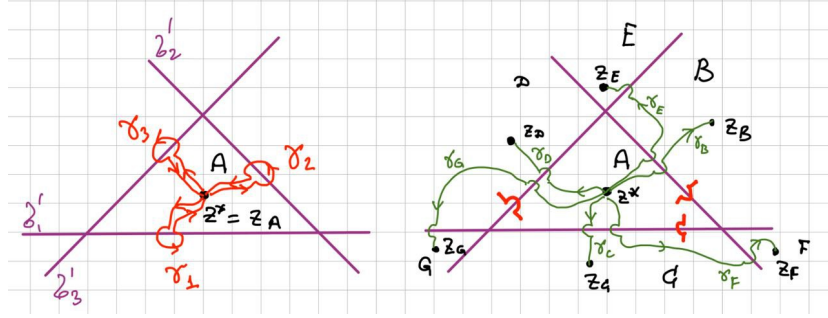


Fig. 9: Reference points and paths connecting them

and $\mathcal{P} = \mathbb{Z}^3$.

Each element of \mathcal{P} is thus

$$\gamma = \gamma_1^{m_1} \gamma_2^{m_2} \gamma_3^{m_3}, \quad m_1, m_2, m_3 \in \mathbb{Z}. \quad (25)$$

Take in each polygon its reference point (let them be z_B, z_C, \dots, z_G). Draw some base paths $\gamma_B, \gamma_C, \dots, \gamma_G$ going from z^* to the reference points (γ_A is trivial). The base paths are shown in Fig. 9, right.

The choice of the base paths is arbitrary, but there exists a convenient way to choose them. Namely, choose some surface Σ that is a real plane slightly indented from the singularities. According to Subsection 8.3 of Appendix B, this surface can be shown by the bridge symbols (red in Fig. 9, right). Assume that all base paths belong to Σ . One can see that the green base paths match in the figure with the red bridge notations. The role of the surface Σ will be explained in the next paragraph.

The group ring Ω is a set of finite formal sums

$$\omega = \sum_{m_1, m_2, m_3 \in \mathbb{Z}} \beta_{m_1, m_2, m_3} \gamma_1^{m_1} \gamma_2^{m_2} \gamma_3^{m_3}, \quad \beta_{m_1, m_2, m_3} \in \mathbb{Z}.$$

They can be treated as power sums of variables $\gamma_1, \gamma_2, \gamma_3$: the summation and multiplication are performed as for power sums. Any element $w \in H_2(\tilde{U}, \tilde{U}' \cup \partial\tilde{\mathbb{B}})$ corresponds to a vector

$$\mathbf{w} = (\omega_A, \dots, \omega_G) \in \mathcal{M}_7.$$

3.1.4 The change of the reference point and the base paths

Notations for the elements of $H_2(\tilde{U}, \tilde{U}' \cup \partial\tilde{\mathbb{B}})$ depend on the choice of the reference point z^* and the base paths $\gamma_{Q^1}, \dots, \gamma_{Q^k}$. As we noted, the change of position of the reference points z_{Q^n} within the polygon Q^n does not change the notations. Also, for the point z^* , it is important only to which polygon it belongs. Let us discuss how the notations change when one changes the reference points and the base paths more strongly.

Lemma 3.1. *Let z^* be a real reference point, and $\gamma_{Q^1}, \dots, \gamma_{Q^k}$ be some base paths. Keeping σ unchanged, introduce a new reference point \tilde{z}^* and the new base paths: $\tilde{\gamma}_{Q^1}, \dots, \tilde{\gamma}_{Q^k}$. Let the path connecting z^* with \tilde{z}^* in $N\mathbb{R}^2 \setminus \sigma$ be γ_* .*

Let some element of $H_2^(\tilde{U}, \tilde{U}_1)$ be a polygon over Q^n having notation Q_γ^n for the “old” reference point and base paths. Then, for the “new” reference point and the base paths, the notation of the same element is $Q_{\gamma_*^{-1}\gamma\gamma_{Q^n}\tilde{\gamma}_{Q^n}^{-1}}^n$.*

The proof is trivial (see Fig. 10).

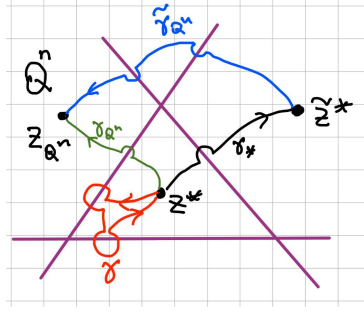


Fig. 10: To the change of contours

Lemma 3.1 has three important corollaries.

Proposition 3.5. *Let $\Sigma \subset N\mathbb{R}^2 \setminus \sigma$ be a slightly deformed real plane. Let the paths γ_{Q^n} , $\tilde{\gamma}_{Q^n}$, and γ_* lie in Σ . Then*

- a) $\gamma_{Q^n}\tilde{\gamma}_{Q^n}^{-1} = \gamma_*$;
- b) if the “old” notation for some polygon is Q_γ^n , then its “new” notation is $Q_{\gamma_*^{-1}\gamma\gamma_{Q^n}\tilde{\gamma}_{Q^n}^{-1}}^n$.

The proposition follows from the fact that Σ is single-connected, and thus the loop $\gamma_{Q^n}\tilde{\gamma}_{Q^n}^{-1}\gamma_*^{-1}$ is contractible.

Remark. The paths γ_{Q^n} , $\tilde{\gamma}_{Q^n}$, and γ_* in Fig. 10 cannot be put into any surface Σ since γ_* and $\gamma_{Q^n}\tilde{\gamma}_{Q^n}^{-1}$ bypass singularity components differently. \diamond

Let the conditions of Proposition 3.5 be valid, and let \mathcal{P} be Abelian. There are two realizations of \mathcal{P} : with z^* and \tilde{z}^* taken as the reference point. For both realizations we can introduce common notations: we take simple loops γ_j about the singularity components σ_j as the generators, and denote the elements of \mathcal{P} as $\gamma_1^{m_1}\gamma_2^{m_2}\dots$. Since \mathcal{P} is Abelian, a particular choice of the simple loops doesn’t matter. Thus, any element of \mathcal{P} is mapped to a multiplet (m_1, m_2, \dots) . Note that the map described in Proposition 3.5, namely

$$\gamma \rightarrow \gamma_*^{-1}\gamma\gamma_*,$$

does not change this multiplet, since the number of bypasses about each σ_j by an element of \mathcal{P} is not changed by this map. Thus, we can formulate the following proposition:

Proposition 3.6. *Let the conditions of Proposition 3.5 be valid, and let \mathcal{P} be Abelian. Then the transformation from the “old” to the “new” notations is trivial:*

$$\tilde{\mathbf{w}} = \mathbf{w}.$$

Because of Proposition 3.6, one can see that for Abelian \mathcal{P} one can set uniquely the notations for $H_2(\tilde{U}, \tilde{U}')$ simply by setting the surface Σ , i.e. by indicating how Σ bypasses the singularity components, say, by bridges (see Appendix B). The position of z^* and the detailed shapes of γ_{Q^n} make no difference.

Proposition 3.7. *Let the reference points z^* and \tilde{z}^* coincide (as well as the reference points for the polygons), and the base paths γ_{Q^n} and $\tilde{\gamma}_{Q^n}$ differ. Then the change of the reference paths leads to the following change of notations:*

$$Q_\gamma^n \longrightarrow Q_{\gamma_{Q^n} \tilde{\gamma}_{Q^n}^{-1}}^n. \quad (26)$$

We will use this corollary a lot for practical computations.

3.2 The homomorphism $H_2(\tilde{U}, \partial\tilde{\mathbb{B}}) \rightarrow H_2(\tilde{U}, \tilde{U}' \cup \partial\tilde{\mathbb{B}})$

Proposition 3.8. *Under the conditions of Proposition 3.1, there is an inclusion*

$$H_2(\tilde{U}, \partial\tilde{\mathbb{B}}) \hookrightarrow H_2(\tilde{U}, \tilde{U}' \cup \partial\tilde{\mathbb{B}}),$$

i.e. $H_2(\tilde{U}, \partial\tilde{\mathbb{B}})$ is a subgroup of $H_2(\tilde{U}, \tilde{U}' \cup \partial\tilde{\mathbb{B}})$.

Proof. Let's consider a fragment of the long exact sequence of homology for the triple

$$(\tilde{U}, \tilde{U}' \cup \partial\tilde{\mathbb{B}}, \partial\tilde{\mathbb{B}}).$$

$$\dots \rightarrow H_2(\tilde{U}', \partial\tilde{\mathbb{B}}) \rightarrow H_2(\tilde{U}, \partial\tilde{\mathbb{B}}) \rightarrow H_2(\tilde{U}, \tilde{U}' \cup \partial\tilde{\mathbb{B}}) \rightarrow \dots \quad (27)$$

Since by Proposition 3.1 a pair $(\sigma \cap \mathbb{R}^2, \sigma \cap \partial\mathbb{B} \cap \mathbb{R}^2)$ is a deformation retract of a pair $(\sigma, \sigma \cap \partial\mathbb{B})$, and this retraction lifts to a retraction of $(\tilde{U}', \tilde{U}' \cap \partial\tilde{\mathbb{B}})$ onto $(\tilde{U}'^*, \tilde{U}'^* \cap \partial\tilde{\mathbb{B}})$, then $H_2(\tilde{U}', \partial\tilde{\mathbb{B}}) \simeq H_2(\tilde{U}'^*, \partial\tilde{\mathbb{B}}) = 0$, which yields the statement of the proposition. \square

Proposition 3.8 means that any element of $H_2(\tilde{U}, \partial\tilde{\mathbb{B}})$ can be written as a vector $\mathbf{w} \in \mathcal{M}_k$ introduced for $H_2(\tilde{U}, \tilde{U}' \cup \partial\tilde{\mathbb{B}})$. For practice, such a notation can be obtained by retracting a realization of an element of $H_2(\tilde{U}, \partial\tilde{\mathbb{B}})$ to the real plane and studying the resulting set of polygons.

Let us describe the elements of $H_2(\tilde{U}, \tilde{U}' \cup \partial\tilde{\mathbb{B}})$ that are images of the elements of $H_2(\tilde{U}, \partial\tilde{\mathbb{B}})$. One can see that the condition is as follows:

$$H_2(\tilde{U}, \partial\tilde{\mathbb{B}}) = \{w \in H_2(\tilde{U}, \tilde{U}' \cup \partial\tilde{\mathbb{B}}) : \partial w = 0\}, \quad (28)$$

where

$$\partial : H_2(\tilde{U}, \tilde{U}' \cup \partial\tilde{\mathbb{B}}) \rightarrow H_1(\tilde{U}', \partial\tilde{\mathbb{B}})$$

is a homomorphism from the exact sequence (27). Intuitively, the operator ∂ maps a relative cycle (polygon) to the part of its boundary that lies in \tilde{U}' . We refer to ∂ as a “boundary” homomorphism. An illustration of the “boundary” homomorphism is shown in Fig. 11. Here A_γ (colored by pink) is a representative of an element of $H_2(\tilde{U}, \partial\mathbb{B})$ (we take it also belonging to $H_2(\tilde{U}^*, \partial\mathbb{B})$, i.e. retracted). The boundary of this representative consists of two parts: a) the part with $z \in \partial\mathbb{B}$; b) the part with $z \in \sigma \setminus \partial\mathbb{B}$. The latter part is a representative of ∂A_γ (a blue line). This “boundary” belongs to $H_1(\tilde{U}', \partial\mathbb{B})$ and consists of three elements (segments) of $H_1(\tilde{U}', \tilde{U}^0 \cup \partial\mathbb{B})$. The path-indices of the segments are obtained from γ by continuity (see the example below).

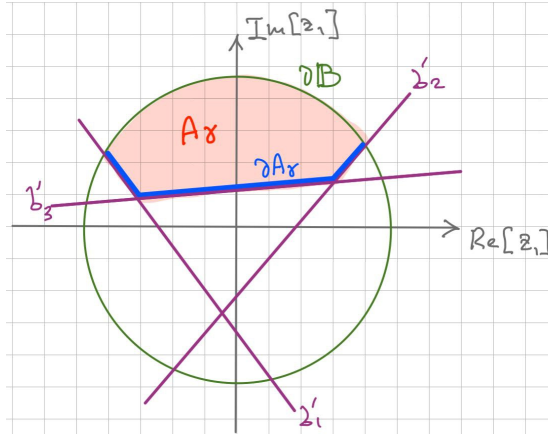


Fig. 11: Illustration of the boundary homomorphism

The necessity to formulate the condition (28) was the reason to introduce the universal Riemann domain that includes the points over the singularities.

Example 3.3. Consider the triangle A shown in Fig. 9. Denote the sides of the triangle belonging to $\sigma_1, \sigma_2, \sigma_3$ by a, b, c , respectively. The orientation of the sides matches the orientation of A . These sides are elements of $H_1(\sigma, \sigma^{(0)} \cup \partial\mathbb{B})$. Elevate a, b, c to \tilde{U}_1 by considering the pairs like (a, γ) , where $\gamma \in \Pi(z^*, z)$, $z \in a$. Indeed, for this we should introduce the base path $\gamma_a, \gamma_b, \gamma_c$ (see Fig. 12). Each path $\gamma \in \Pi(z^*, z)$ can then be written as $\gamma = \gamma' \gamma_a$, $\gamma' \in \mathcal{P}$. We remind that due to Lemma 2.1 the paths γ' may be considered up to a right multiplication by a corresponding local subgroup.

Introduce the notation $a_{\gamma'}, b_{\gamma'}, c_{\gamma'}$ for the elements of $H_1(\tilde{U}', \tilde{U}_0 \cup \partial\mathbb{B})$ (γ' are corresponding classes of equivalence).

First, consider the element $w' = A_e \in H_2(\tilde{U}, \tilde{U}' \cup \partial\mathbb{B})$. Indeed,

$$\partial w' = a_e + b_e + c_e \neq 0,$$

thus w' does not belong to $H_2(\tilde{U}, \partial\mathbb{B})$.

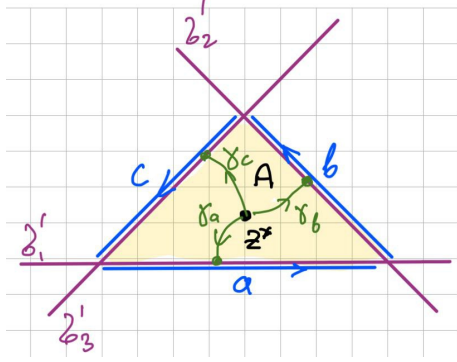


Fig. 12: Notations for sides and their base paths

Second, consider the element

$$w = A_e - A_{\gamma_1} - A_{\gamma_2} - A_{\gamma_3} + A_{\gamma_1\gamma_2} + A_{\gamma_2\gamma_3} + A_{\gamma_1\gamma_3} - A_{\gamma_1\gamma_2\gamma_3}. \quad (29)$$

It is easy to establish that $\partial w = 0$, and thus $w \in H_2(\tilde{U}, \partial\tilde{\mathbb{B}})$. To do this, study the boundary of each term. For example,

$$\partial A_{\gamma_1\gamma_2} = a_{\gamma_2} + b_{\gamma_1} + c_{\gamma_1\gamma_2}$$

(the sides “inherit” the path index of the polygon, and then Lemma 2.1 is applied). The local subgroups for sides a , b , and c have generators γ_1 , γ_2 , and γ_3 , respectively. Similarly,

$$\begin{aligned} \partial A_e &= a_e + b_e + c_e, & \partial(-A_{\gamma_1}) &= -a_e - b_{\gamma_1} - c_{\gamma_1}, \\ \partial(-A_{\gamma_2}) &= -a_{\gamma_2} - b_e - c_{\gamma_2}, & \partial(-A_{\gamma_3}) &= -a_{\gamma_3} - b_{\gamma_3} - c_e, \\ \partial A_{\gamma_2\gamma_3} &= a_{\gamma_2\gamma_3} + b_{\gamma_3} + c_{\gamma_2}, & \partial A_{\gamma_1\gamma_3} &= a_{\gamma_3} + b_{\gamma_1\gamma_3} + c_{\gamma_1}, \\ \partial A_{\gamma_1\gamma_2\gamma_3} &= -a_{\gamma_2\gamma_3} - b_{\gamma_1\gamma_2} - c_{\gamma_1\gamma_2}. \end{aligned}$$

We see that boundary terms compensate each other pairwise.

Topologically, w is a sphere. Connecting the triangles by the sides compensating each other, we build an octahedron (see Fig. 13).

Remark. The elements of $H_2(\tilde{U}, \partial\tilde{\mathbb{B}})$ form a submodule in \mathcal{M}_k . The structure of this submodule is potentially important for the performed study, but it is beyond the scope of the current paper. \diamond

3.3 The “inflation” theorem

3.3.1 Formulation and discussion

Theorem 3.1 (Inflation). *Under the conditions of Proposition 3.1 (only transversal crossings, no triple crossings of σ_j) the natural homomorphism*

$$H_2(\tilde{U}_2, \partial\tilde{\mathbb{B}}) \rightarrow H_2(\tilde{U}, \partial\tilde{\mathbb{B}}) \quad (30)$$

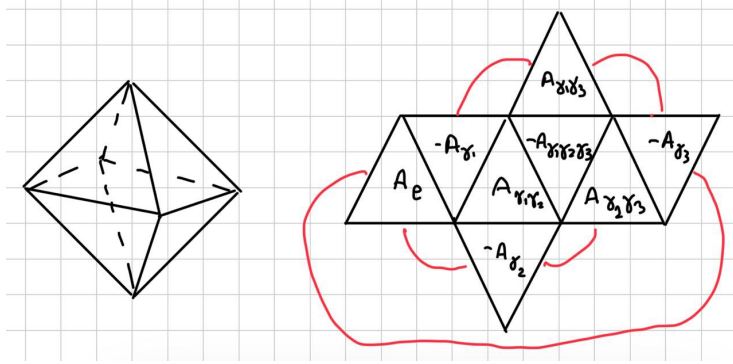


Fig. 13: The cycle w as an octahedron

is an isomorphism.

A proof of this theorem is given in Appendix C. Here we put a discussion of this statement.

The theorem comprises the injectivity and the surjectivity of the homomorphism (30). Let us discuss the surjectivity. It means that any homology from $H_2(\tilde{U}, \partial\tilde{\mathbb{B}})$ can be slightly “inflated” into a homology from $H_2(\tilde{U}_2, \partial\tilde{\mathbb{B}})$, i.e. to a cycle not passing through the singularities. In fact, the operation of inflation is somewhat inverse to the retraction \mathcal{R} . We denote the inflation operation by \mathcal{E} . Due to (18), we can say that \mathcal{E} acts as

$$\mathcal{E} : H_2(\tilde{U}^*, \partial\tilde{\mathbb{B}}) \rightarrow H_2(\tilde{U}_2, \partial\tilde{\mathbb{B}}), \quad (31)$$

i.e. inflates the retracted (flattened) homologies. For a 1D example studied above, the inflation is shown in Fig. 7.

We will need the following statement:

Proposition 3.9. *Let the singularity σ be a slight perturbation of a singularity having the real property. Let the other conditions of Proposition 3.1 be valid. Then Theorem 3.1 still holds.*

This proposition is quite natural: a slight perturbation of singularities cannot make a topological statement invalid while no topological collapse occurs. Formally, this follows from Thom’s first isotopy lemma [4] (see also a discussion in §4.2). The statement is needed when the singularity σ depends on t , and t leaves the real space.

The inflation theorem is close to the statement of [5], VI.3, the section named “Regularization of non-compact cycles”. It studies forms having a special structure:

$$g_1^{\alpha_1}(z) \dots g_m^{\alpha_m}(z) dz,$$

i.e. the branching is simple: the form is multiplied by a constant as a result of a bypass about each of the singularities. The concept of a *local system* is introduced, which can be interpreted as a homology group having coefficients in a

complicated algebraic structure. Instead of the homomorphism (30), the author of [5] studies the homomorphism (VI.19), proving that it is an isomorphism. The proof is constructive (by “patchworking”), resembling Appendix C here.

Note that instead of studying the universal Riemann domain, [5] studies the proper Riemann domain of a certain form. The work contains a condition under which the homomorphism (VI.19) is the isomorphism.

We should remark that our consideration can be partly interpreted in terms of local systems from [5] since our representation of $H_2(\tilde{U}, \tilde{U}' \cup \partial\mathbb{B})$ can be seen as a relative homology group $H_2(N\mathbb{R}^2, \sigma \cup \partial\mathbb{B})$ with coefficients from Ω .

Finally, we can conclude that in spite of a slightly different approach and a different subject, the inflation theorem here has much in common with [5].

Besides, the inflation procedure is used for a less general case in [3], VII 2,2.

3.3.2 Examples of inflation

Here we consider several examples of application of Theorem 3.1. These examples are important, since they represent typical integration surfaces.

Example 3.4. Consider the singularity studied in Example 3.1, i.e. a circle. Let be

$$w = A_e - A_{\gamma_1} \in H_2(\tilde{U}, \tilde{U}' \cup \partial\mathbb{B}).$$

The local subgroup for any point of σ is the whole \mathcal{P} , thus for any $z \in \sigma$ there exists a single point in \tilde{U}_1 over it. This yields

$$\partial w = 0,$$

the condition (28) is fulfilled, and $w \in H_2(\tilde{U}, \partial\mathbb{B})$. According to Theorem 3.1 it can be deformed into $\mathcal{E}(w) \in H_2(\tilde{U}_2, \partial\mathbb{B})$. Let us describe the result of this inflation.

There is a single edge σ' and no vertices. According to the proof of Theorem 3.1, a representative of $\mathcal{E}(w)$ consists of three parts: two face parts $A_e, -A_{\gamma_1}$, and the edge part. The face parts are circles of radius $1 - \epsilon$, where ϵ is the width of the narrow strip drawn near the singularity. The edge part is the product of σ' and a small cut circle. The radii of the torus are ϵ and 1. The scheme of $\mathcal{E}(w)$ is shown in Fig. 14. The edges labeled by the same numbers should be attached to each other.

Example 3.5. Let the singular set be $\sigma = \sigma_1 \cup \sigma_2$,

$$\sigma_1 : z_1 = 0, \quad \sigma_2 : z_2 = 0. \quad (32)$$

The real traces σ'_1, σ'_2 split the real plane into four quadrants: A, B, C, D (see Fig. 15). Take the reference point $z^* = z_A$ in A , and the reference points z_B, z_C, z_D in B, C, D . Define also the base path $\gamma_B, \gamma_C, \gamma_D$. The base path γ_A is trivial. The base paths are located in some surface Σ bypassing the singularities in accordance with the red bridges (see the figure).

As it follows from Lemma 2.3, group \mathcal{P} is \mathbb{Z}^2 with generators γ_1, γ_2 shown in the figure.

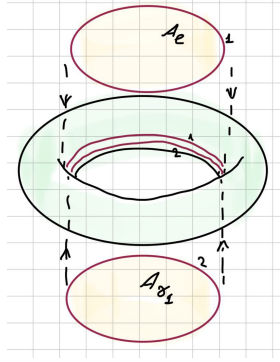


Fig. 14: Inflation of $w = A_e - A_{\gamma_1}$

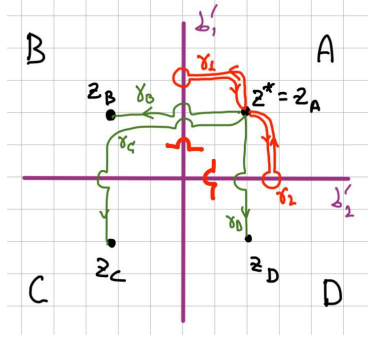


Fig. 15: Geometry for Example 3.5

Consider the element

$$w = A_e + B_e + C_e + D_e \in H_2(\tilde{U}, \tilde{U}' \cup \partial\tilde{\mathbb{B}}). \quad (33)$$

By a direct computation similar to that of Example 3.2, one can deduce that $\partial w = 0$. Thus, $w \in H_2(\tilde{U}, \partial\tilde{\mathbb{B}})$, and one can build $\mathcal{E}(w) \in H_2(\tilde{U}_2, \partial\tilde{\mathbb{B}})$.

The surface $\mathcal{E}(e)$ consists of four face parts, four edge parts, and one vertex part (see Fig. 16, left). The edge parts are half-cylinders of a small radius, and the vertex part is a quarter of a torus (a product of two arcs of angle π). Indeed, building $\mathcal{E}(w)$ is rather simple in this case: it is a product of contours $\tilde{\gamma}_1$ and $\tilde{\gamma}_2$ in the planes z_1 and z_2 shown in Fig. 16, right.

Example 3.6. Let again the singularity be (32). Keep the notations for the quadrants, base paths and the generators for \mathcal{P} as above. Let be

$$w = A_e - A_{\gamma_1} - A_{\gamma_2} + A_{\gamma_1\gamma_2} \in H_2(\tilde{U}, \tilde{U}' \cup \partial\tilde{\mathbb{B}}). \quad (34)$$

One can see that $\partial w = 0$.

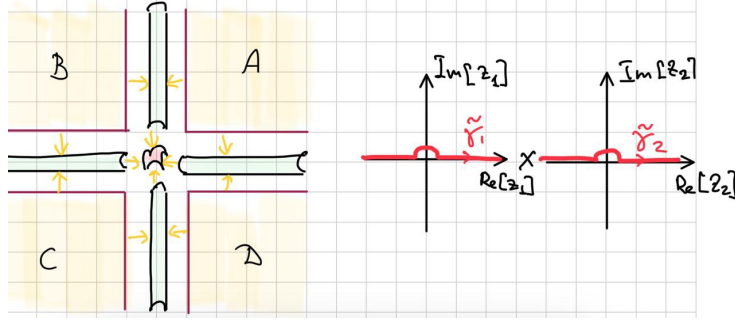


Fig. 16: $\mathcal{E}(A_e + B_e + C_e + D_e)$

The inflated homology $\mathcal{E}(w)$ consists of four face parts (sectors), four edge parts (cut half-infinite cylinders), and a single vertex part that is a torus cut along two circles (see Fig. 17, left). Indeed, the surface is a product $\tilde{\gamma}_1 \times \tilde{\gamma}_2$

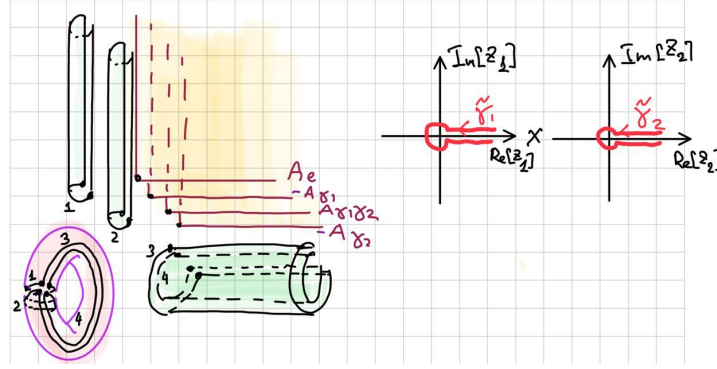


Fig. 17: $\mathcal{E}(A_e - A_{\gamma_1} - A_{\gamma_2} + A_{\gamma_1\gamma_2})$

shown in Fig. 17, right.

Remark. Take a plane (complex line) $p : z_1 + z_2 = 1$. An intersection $p \cap \mathcal{E}(w)$ is a Pochhammer's contour bypassing the points $(1, 0)$ and $(0, 1)$. \diamond

Example 3.7. Consider the singular set

$$\sigma = \sigma_1 \cup \sigma_2, \quad \sigma_1 : z_1 = 0, \quad \sigma_2 : z_1 = z_2^2 - 1.$$

The lines σ'_1 and σ'_2 split the plane \mathbb{R}^2 into six curvilinear polygons. Let A be the finite “biangle” (see Fig. 18, left). Introduce the reference point $z^* \in A$ and simple loops γ_1, γ_2 about the singularities. These simple loops are generators of $\mathcal{P} = \mathbb{Z}^2$. Let be

$$w = A_e - A_{\gamma_1} - A_{\gamma_2} + A_{\gamma_1\gamma_2} \in H_2(\tilde{U}, \tilde{U}' \cup \partial\tilde{\mathbb{B}}).$$

Using the same logic as above, one can prove that $\partial w = 0$. Moreover, locally near the vertexes, the structure of w is similar to that of Example 3.6. The structure of $\mathcal{E}(w)$ can be easily built as before; it is shown in Fig. 18, right.

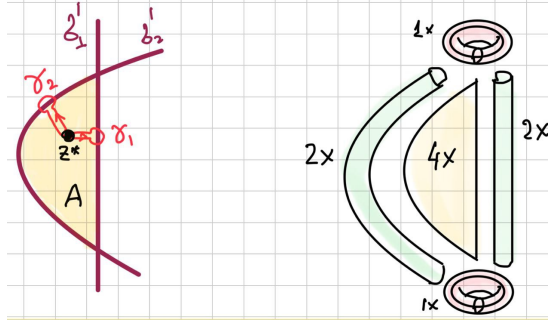


Fig. 18: $\mathcal{E}(A_e - A_{\gamma_1} - A_{\gamma_2} + A_{\gamma_1\gamma_2})$ for a biangle

Note that the surface $\mathcal{E}(w)$ cannot be presented as a product of two contours. Topologically, w and $\mathcal{E}(w)$ are spheres.

Example 3.8. Consider the singularities of Example 3.3, i.e. a triangle. Let us build $\mathcal{E}(w)$ for w defined by (29). One can see that $\mathcal{E}(w)$ is described by the scheme shown in Fig. 19. It consists of 8 triangles, 12 cut cylinders, and 6 cut tori.

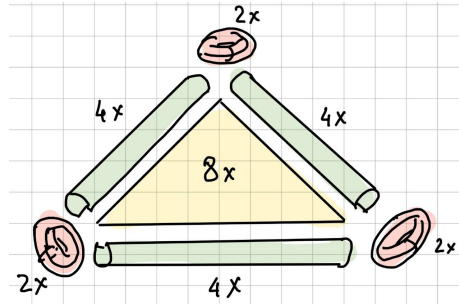


Fig. 19: $\mathcal{E}(w)$ for $w = A_e - A_{\gamma_1} - A_{\gamma_2} - A_{\gamma_3} + A_{\gamma_1\gamma_2} + A_{\gamma_2\gamma_3} + A_{\gamma_1\gamma_3} - A_{\gamma_1\gamma_2\gamma_3}$

Remark. The singularities under consideration (a circle, a biangle, and a triangle) are the main types of vanishing cycles from [3] (page 91, middle column there). \diamond

3.4 Homologies for Riemann surfaces of certain functions

In all examples above, homologies $\mathcal{E}(w)$ are built in the universal covering \tilde{U}_2 . The structure of this covering assumes that all components of the singularity are

logarithmic branch lines. Typically, however, we use these cycles to integrate a function $F(z)$ having the same singularity set, but typically a simpler structure.

One may wonder whether it is possible to use the Riemann domain \hat{U} of F instead of the universal Riemann domain \tilde{U} from the very beginning. However, it is not possible to prove an analog of Theorem 3.1 in this case (at least unless some additional restrictions are imposed). The proof fails at the vertex parts: the structure of sheets of the Riemann domain should be \mathbb{Z}^2 near the crossings of singularities. The following example illustrates this difficulty.

Example 3.9. *Consider the Riemann domain of the function*

$$F(z) = \sqrt{z_2(z_1 + z_2 - 1)(z_1 - z_2)} \quad (35)$$

(the components of the singularity σ' form a triangle). One can introduce the Riemann domain \hat{U} of this function as it is done above. \hat{U} has two sheets over the regular points, and a single sample of the singularity set \hat{U}' . Denote a bypass about any of the three singularities by γ_1 . Introduce relative homologies $H_2(\hat{U}, \hat{U}' \cup \partial\hat{\mathbb{B}})$, where $\partial\hat{\mathbb{B}}$ is the lifting of $\partial\mathbb{B}$ to \hat{U} . Let A_e and A_{γ_1} be triangles on the two different sheets of \hat{U} ; both triangles belong to $H_2(\hat{U}, \hat{U}' \cup \partial\hat{\mathbb{B}})$. One can see that

$$\partial(A_e - A_{\gamma_1}) = 0.$$

One can prove, however, that there exists no element $w \in H_2(\hat{U}_2, \partial\hat{\mathbb{B}})$ such that $\mathcal{R}(w) = A_e - A_{\gamma_1}$ (this may be not elementary, however).

Remark. As we mentioned earlier, the author of [5] works with Riemann surfaces of functions having a special “non-resonance” property. In our terms, the Riemann surface should have the structure of \mathbb{Z} near the singularities and of \mathbb{Z}^2 near the crossings of singularities. \diamond

Let function $F(z)$ have some singularity set σ . Build the universal Riemann domain \tilde{U} and the Riemann domain of F denoted \hat{U} . There exists a map $\Psi : \tilde{U} \rightarrow \hat{U}$ (see (13)), and this map can be continued to homomorphisms of homology groups (we denote them by the same letter Ψ):

$$\Psi : H_2(\tilde{U}, \partial\tilde{\mathbb{B}}) \rightarrow H_2(\hat{U}, \partial\hat{\mathbb{B}}), \quad H_2(\tilde{U}_2, \partial\tilde{\mathbb{B}}) \rightarrow H_2(\hat{U}_2, \partial\hat{\mathbb{B}}),$$

Let w belong to $H_2(\tilde{U}^*, \partial\tilde{\mathbb{B}})$, and let $\mathcal{E}(w)$ be built. There should exist $\Psi(\mathcal{E}(w)) \in H_2(\hat{U}_2, \partial\hat{\mathbb{B}})$, and, moreover, since \hat{U} can have “a smaller amount of sheets” comparatively to \tilde{U} , the surface $\Psi(\mathcal{E}(w))$ can be a reduced version of $\mathcal{E}(w)$. This reduction is made by cancelling all parts of $\mathcal{E}(w)$ that bear the same function F but have the opposite signs as oriented surfaces. Some examples of this reduction are given below.

Example 3.10. *Consider the singularities of Example 3.6. Let a function $F(z)$ have simple poles at σ_1 and σ_2 (and no branching). Let w be defined by (34). The map Ψ simplifies $\mathcal{E}(w)$ significantly. First, note that the face parts A_e and $-A_{\gamma_1}$ cancel each other, and so do $-A_{\gamma_2}$ and $A_{\gamma_1\gamma_2}$. The edge parts for σ_1 (cut*

cylinders) cancel each other, and so do the edge parts for σ_2 . Finally, $\Psi(\mathcal{E}(w))$ is the small torus near the crossing. The torus is no longer cut, and it produces the composed residue for the crossing of the singularities (see [2]).

Example 3.11. Consider the singularities and the element w of Example 3.7. Let σ_2 be a logarithmic branch line for function $F(z)$, and σ_1 be a simple polar set. The reduction of $\mathcal{E}(w)$ shown in Fig. 18.

The face parts A_e and $-A_{\gamma_1}$ cancel each other; so do $-A_{\gamma_2}$ and $A_{\gamma_1\gamma_2}$. The edge parts related to σ_2 cancel each other as well. The remaining parts are two cylinders near σ'_1 (they are not cut anymore), and two tori cut along a single circle. These components are shown in Fig. 20, left.

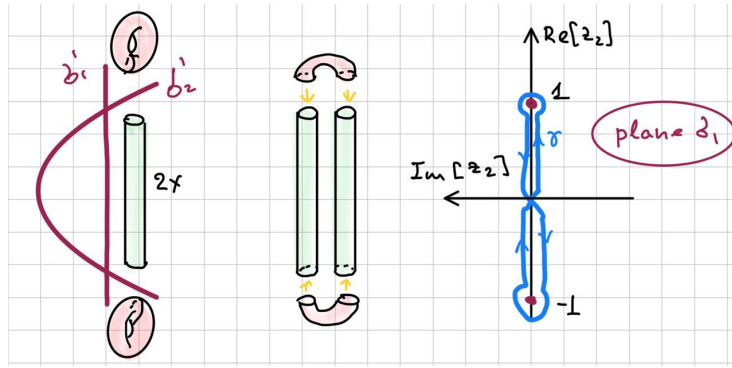


Fig. 20: The reduced homology for the biangle

The remaining edge and vertex parts are attached to each other as it is shown in the middle part of the figure. The resulting topology is a torus. Indeed, this torus is the Leray coboundary (see [3]) of some contour $\gamma \subset \sigma_1$. The set σ_1 can be parametrized by the variable z_2 ; the intersection $\sigma_1 \cap \sigma_2$ corresponds to $z_2 = \pm 1$. The contour γ is shown in the right part of the figure. The integral of F over $\Psi(\mathcal{E}(w))$ can be computed using the Leray residue.

Example 3.12. Consider the singularities and w from Example 3.8. Let function $F(z)$ have branching at σ_3 and simple poles at σ_1, σ_2 .

The reduced homology $\Psi(\mathcal{E}(w))$ consists of two tori located near $\sigma_1 \cap \sigma_2$ (see Fig. 21, left).

Example 3.13. Consider again the singularities and w from Example 3.8. Let σ_1 be a polar set, and σ_2, σ_3 be branch lines. Then the reduced homology consists of 4 cut tori, and 4 edge cylinders going along σ'_1 (see Fig. 21, right). It is a Leray coboundary of a Pochhammer's contour lying in the plane σ_1 .

Example 3.14. Consider once more the singularities and w from Example 3.8. Let F have branching of order 2 at each of the three singularity components, i.e. this corresponds to (35). Surprisingly, the homology $\Psi(\mathcal{E}(w))$ cannot be reduced: its structure is still (19). We claim that there exists no "simpler" homology, having, say, two or four face components.

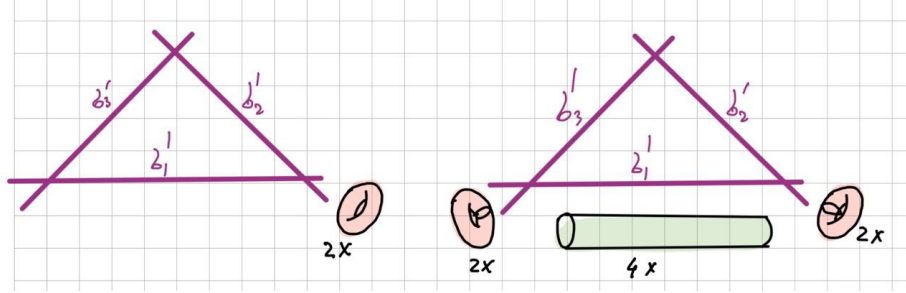


Fig. 21: Reduced homologies for Examples 3.10 and 3.11

4 Ramification of relative homologies

4.1 Landau set in the space of parameters

4.1.1 Definition of Landau set

All sections above were preparatory, and now we return to the matter of Picard–Lefschetz theory, namely to branching of homologies from $H_2(\tilde{U}_2, \partial\tilde{\mathbb{B}})$. We recall that the position of at least some components of singularity σ_j depends on the parameter $t = (t_1, \dots, t_M)$ (the values t_j are complex; $M = 1, 2$ or 3 in our examples). Thus, the spaces \tilde{U} , \tilde{U}_2 and \tilde{U}' depend on t , and so do \mathcal{P} and Ω :

$$\tilde{U} = \tilde{U}(t), \quad \tilde{U}_2 = \tilde{U}_2(t), \quad \tilde{U}' = \tilde{U}'(t), \quad \mathcal{P} = \mathcal{P}(t), \quad \Omega = \Omega(t).$$

The whole domain $N\mathbb{R}^M$ of t is split into two sets: the regular points and the singular points. The set of singular points is usually referred to as the *Landau set* denoted \mathcal{L} . The formal definition of the Landau set is quite complicated (see [3, 11, 4]), and we do not use it here. Instead, we use a rather vague “definition” working in $N\mathbb{R}^2$:

Definition 4.1. *The singular set (the Landau set) \mathcal{L} is the set of $t \in N\mathbb{R}^M$ for which $\sigma(t)$ degenerates, i.e. the singularities of the following types appear:*

1. *Some singularity component has form $w_1^2 + w_2^2 = t'$ in some local coordinates (w_1, w_2) , t' is some function of t_1, \dots, t_M , and t' takes value 0.*
2. *Tangency of two intersecting singularity components.*
3. *Intersection of three or more singularity components.*

Remark. The first type of degeneration corresponds to a degeneration of a circle in appropriate coordinates. Alternatively, *locally*, one can think of this degeneration as a Morse rearrangement of components of the singularity. \diamond

In all cases, for any $t' \in \mathcal{L}$ there exists a relative cycle $\Delta(t)$ realizing some element of $H_2(N\mathbb{R}^2, \sigma(t))$ that vanishes as $t \rightarrow t'$. The simplest examples of

such local degenerations are the F. Pham's singularities of types P_1, P_2, P_3 (see [3]), which are studied also in this paper by our methods.

We remark that \mathcal{L} is an object totally different from the singular set in the z -space (that is $\sigma(t)$).

We assume everywhere (and check on several examples) that \mathcal{L} is an analytic set whose main stratum has complex codimension 1, i.e. it has real dimension $2M - 2$. Irreducible components of the main stratum of \mathcal{L} will be denoted by σ_j^t :

$$\mathcal{L} = \cup_j \sigma_j^t.$$

We denote also the set of regular points by

$$\mathcal{B} \equiv N\mathbb{R}^M \setminus \mathcal{L}. \quad (36)$$

Remark. There are some restrictions imposed on the space of parameters that are supposed to be valid, but we prefer not to write down everywhere for the sake of clarity. Namely, to be able to apply the first Thom's isotopy lemma (see § 4.2), we need the singularity $\sigma(t)$ to be transversal to the boundary $\partial(N\mathbb{R}^2 \cap \mathbb{B})$ for all t considered. For this, parameter t should be restricted to the domain

$$\{t \in \mathbb{C}^M : |t| < R', (\operatorname{Im}[t_1])^2 + \cdots + (\operatorname{Im}[t_M])^2 < \delta'\},$$

where R' and δ' are slightly smaller than R and δ for the z -space. Rigorously speaking, this domain should be taken instead of $N\mathbb{R}^M$.

An example for which we cannot apply our methods is a singularity locally defined by

$$\sigma(t) : z_1^2 - z_2^2 = t.$$

Fix some value δ in (4). Let us try to make a bypass λ in the complex plane of a single variable t about $\mathcal{L} = \{0\}$. If λ is a small circle of radius $r \ll \delta$ then $\sigma(t)$ is transversal to $\partial(N\mathbb{R}^2)$ for all $t \in \lambda$, but the singularity set $\sigma(t)$ cannot be retracted to its real part: $\sigma(t)$ is homeomorphic to a cylinder, while the real part is a pair of curves. Particularly, $\sigma(t)$ cannot be retracted to the real part for the starting point of λ .

On the other hand, let us consider λ with a real starting point far enough from 0. Now, by Proposition 3.1, $\sigma(t)$ can be retracted onto the real part for the starting point of λ , but there exists some (small) point t' , at which the transversality condition is violated, and the Thom's first isotopy lemma does not work. \diamond

4.1.2 Examples of \mathcal{L}

We consider three main general cases of the degeneration: a vanishing triangle, biangle, and circle. In the examples below we assume that the variables are chosen in a special way providing the simplest formulae for the singular sets. Indeed, this choice of variables does not reduce the generality of the consideration.

Example 4.1. Let be $t = (t_1, t_2, t_3)$

$$\sigma_1(t) : z_1 = t_1, \quad \sigma_2(t) : z_2 = t_2, \quad \sigma_3(t) : z_1 + z_2 = t_3. \quad (37)$$

Let us find the set $\mathcal{L} \subset \mathbb{NR}^3$.

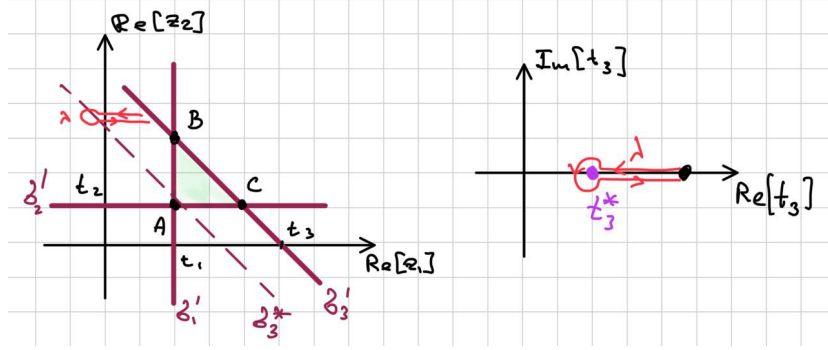


Fig. 22: The vanishing relative homology for a triangle

The singularities σ_j have three crossing points: $A = (t_1, t_2)$, $B = (t_1, t_3 - t_1)$, $C = (t_2, t_3 - t_1)$ (see Fig. 22, left). Triangle $ABC \in H_2(\mathbb{NR}^2, \sigma(t))$ vanishes (degenerates into a single point) when

$$t_3 = t_1 + t_2. \quad (38)$$

The relation (38) defines a set $\sigma_1^t = \mathcal{L}$ of complex codimension 1.

The space \mathcal{B} (see 36) is not simply connected. Its fundamental group is \mathbb{Z} . Its generator is a simple loop about \mathcal{L} .

One can imagine the bypass about \mathcal{L} as follows. Fix the variables t_1 and t_2 , i.e. consider the cross-section of the whole domain of t . There is a selected point $t_3^* = t_1 + t_2$ in this cross-section. This point corresponds to the special position of the singularity σ_3 with respect to σ_1 and σ_2 . This special position is shown in the left part of Fig. 22, left. Perform a bypass λ shown in the right part of the figure. One can see that σ_3 bypasses about the position of σ_3^* as it is shown on the left.

One can also fix the position of σ_1 and σ_3 , and carry σ_2 about its critical position (see Fig. 23, left). Alternatively, one can fix the position of σ_2 and σ_3 , and carry σ_1 (see Fig. 23, right). What is important, the result will always be the same due to the topology of \mathcal{B} : the value $t_1 + t_2 - t_3$ makes a single bypass about zero in the positive direction in all three cases, so all such variants of realization of λ are homotopical in \mathcal{B} .

Example 4.2. Consider the singularities

$$\sigma_1(t) : z_1 = t_1, \quad \sigma_2(t) : z_1 - z_2^2 = t_2. \quad (39)$$

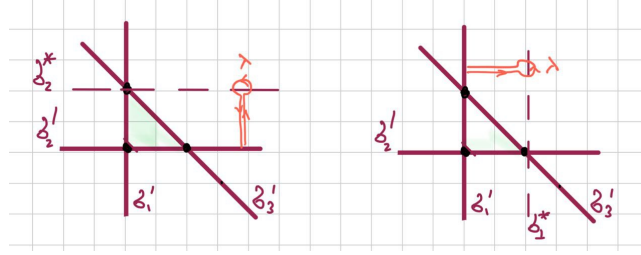


Fig. 23: Variants of realization of bypass λ

The space of parameters is $N\mathbb{R}^2$. These singularities form a biangle AB (see Fig. 24, left). This biangle vanishes if

$$t_1 - t_2 = 0. \quad (40)$$

This equation defines \mathcal{L} , which is a set of complex codimension 1.

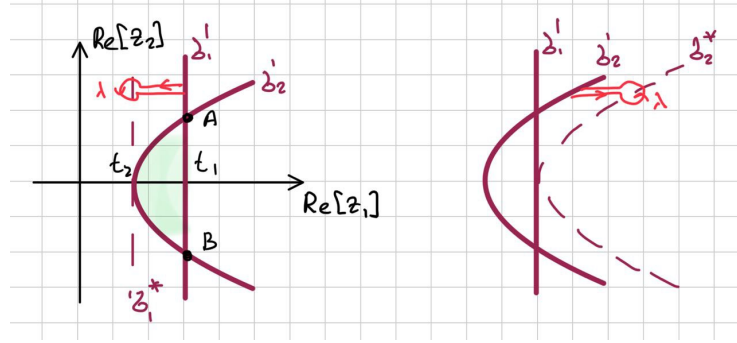


Fig. 24: Vanishing of a biangle

The elementary bypass about \mathcal{L} can be made in two ways shown in Fig. 24, right and left. The result of both bypasses is the same.

Example 4.3. Finally, there one can define a circle

$$z_1^2 + z_2^2 = t. \quad (41)$$

The space of parameters is $N\mathbb{R}^1$. The circle vanishes at a single point $\mathcal{L} = \{0\}$.

4.2 Overview of the procedure

Let λ be some path in \mathcal{B} starting and ending at some t_0 , and w be an element of $H_2(\tilde{U}_2(t_0), \partial\mathbb{B}(t_0))$. Informally, we introduce $\psi_\lambda(w)$ as a result of continuous deformation of $w(t)$ as t moves along λ and expressed in terms of the initial group $H_2(\tilde{U}_2(t_0), \partial\mathbb{B}(t_0))$:

$$w \xrightarrow{\lambda} \psi_\lambda(w) \quad (42)$$

Of course, it's possible that $\psi_\lambda(w) \neq w$. We also introduce the *variation* of w :

$$\text{var}_\lambda(w) \equiv \psi_\lambda(w) - w. \quad (43)$$

If ramification of $H_2(\tilde{U}_2, \partial\tilde{\mathbb{B}})$ occurs, then there exist elements with a non-zero variation.

Formally, this can be expressed as follows. According to Thom's first isotopy lemma [1], all types of homology groups from (15) are identified with each other along paths in \mathcal{B} , but this identification depends on the homotopy class of the path. More precisely, the natural projection $\mathbb{E} \rightarrow \mathcal{B}$, where $\mathbb{E} \equiv \mathcal{B} \times N\mathbb{R}^2$, defines a fiber bundle of pairs $(\mathbb{E}, \mathbb{K}) \rightarrow \mathcal{B}$, where the set $\mathbb{K} \subset \mathbb{E}$ consists of pairs of the form $(t \in \mathcal{B}, z \in \sigma(t))$. Using this projection and Definition 2.1, define a fiber bundle of triples $(\tilde{U}, \tilde{U}' \cup \partial\tilde{\mathbb{B}}, \partial\tilde{\mathbb{B}})$ over \mathcal{B} . Then the corresponding homology groups are identified with each other via the *Gauss-Manin connection* in the associated homology fiber bundle, see [5]. In particular, the groups

$$H_2(\tilde{U}_2(t), \partial\tilde{\mathbb{B}}(t)), \quad t \in \mathcal{B}$$

form a fiber bundle over \mathcal{B} and the representatives of the classes can be chosen varying continuously with t .

The action of the path λ (i.e. (42)) defines an automorphism of the group $H_2(\tilde{U}_2(t_0), \partial\tilde{\mathbb{B}}(t_0))$, and $\psi_\lambda(w)$ denotes the image of w under this automorphism. Naturally, the monodromy is commute with (30) and arrows from (15), (27).

Note that, due to a continuity argument, if the loop λ can be contracted in \mathcal{B} into a point, then there should be no variation of $H_2(\tilde{U}_2(t), \partial\tilde{\mathbb{B}}(t))$ along λ . Therefore, one can study the ramification of $H_2(\tilde{U}_2(t), \partial\tilde{\mathbb{B}}(t))$ as t bypasses the components of \mathcal{L} . This ramification is the main subject of the Picard–Lefschetz theory. We assume that the reader is familiar with the concept of ramification of homologies (see Chapter V of [3]).

A key statement of the Picard–Lefschetz theory is that a surface

$$\Gamma \in H_2(\tilde{U}_2(t), \partial\tilde{\mathbb{B}}(t))$$

changes as a result of bypass λ if and only if the corresponding vanishing relative homology *pinches* it. “Pinches” means that Γ has a non-zero intersection index with the corresponding relative homology. The intersection index is a topological invariant, therefore one cannot deform Γ in such a way that it passes far enough from the vanishing homologies. So, a sort of catastrophe happens with Γ when the relative homology vanishes.

To describe the variation (42) we use the approach shown in the following diagram

$$\begin{array}{ccc} H_2(\tilde{U}_2, \partial\tilde{\mathbb{B}}) & \xrightarrow{\psi_\lambda} & H_2(\tilde{U}_2, \partial\tilde{\mathbb{B}}) \\ \mathcal{R} \downarrow & & \uparrow \mathcal{E} \\ H_2(\tilde{U}^*, \partial\tilde{\mathbb{B}}) & & H_2(\tilde{U}^*, \partial\tilde{\mathbb{B}}) \\ a \downarrow & & \uparrow b \\ \mathcal{M}_k & \xrightarrow{\times T} & \mathcal{M}_k \end{array} \quad (44)$$

The arrows labelled by \mathcal{R} and \mathcal{E} denote isomorphisms of homology groups, induced by retraction and inflation. The arrow labelled by “ a ” is a composition of the inclusion $H_2(\tilde{U}^*, \partial\mathbb{B}) \hookrightarrow H_2(\tilde{U}^*, \tilde{U}' \cup \partial\mathbb{B})$ and the isomorphism $H_2(\tilde{U}^*, \tilde{U}' \cup \partial\mathbb{B}) \simeq \mathcal{M}_k$.

The arrow labelled by “ $\times T$ ” is the description of ramification of relative homologies from $H_2(\tilde{U}, \tilde{U}' \cup \partial\mathbb{B})$. This description will be given in the current section, and as we will see, the ramification is described by multiplication by a matrix $k \times k$ of elements from Ω .

The arrow labelled by “ b ” is the inversion of the inclusion $H_2(\tilde{U}^*, \partial\mathbb{B}) \hookrightarrow H_2(\tilde{U}^*, \tilde{U}' \cup \partial\mathbb{B})$. The possibility to perform this inversion follows from the fact that if $w(t) \in H_2(\tilde{U}(t), \tilde{U}'(t) \cup \partial\mathbb{B}(t))$, and $\partial w(t_0) = 0$ (see (28)) at the start of λ , then $\partial w(t) = 0$ at each t during the transformation ψ_λ . This follows from continuity.

If one studies a transformation of a homology from $H_2(\hat{U}_2, \partial\mathbb{B})$ for some Riemann domain of a certain function, one should add one more level atop the diagram (44):

$$\begin{array}{ccc}
H_2(\hat{U}_2, \partial\mathbb{B}) & \xrightarrow{\psi_\lambda} & H_2(\hat{U}_2, \partial\mathbb{B}) \\
\Psi^{-1} \downarrow & & \uparrow \Psi \\
H_2(\tilde{U}_2, \partial\mathbb{B}) & \xrightarrow{\psi_\lambda} & H_2(\tilde{U}_2, \partial\mathbb{B}) \\
\downarrow & & \uparrow \\
\cdots & & \cdots
\end{array} \tag{45}$$

As one can see, by our method we can describe only the homologies from $H_2(\hat{U}_2, \partial\mathbb{B})$ that are represented as $\Psi(w)$, $w \in H_2(\tilde{U}_2, \partial\mathbb{B})$.

4.3 Ramification of the fundamental group

Before we start with the ramification of the relative homologies $H_2(\tilde{U}, \tilde{U}' \cup \partial\mathbb{B})$ as the singularity set $\sigma(t)$ is deformed, let us study the ramification of the fundamental group $\mathcal{P}(t) \equiv \pi_1(N\mathbb{R}^2 \setminus \sigma(t))$.

The change of $\mathcal{P}(t_0)$ induced by a transformation λ can be described by an automorphism

$$\psi_\lambda : \mathcal{P}(t_0) \xrightarrow{\lambda} \mathcal{P}(t_0). \tag{46}$$

Indeed, this automorphism generates an automorphism

$$\psi_\lambda : \Omega(t_0) \xrightarrow{\lambda} \Omega(t_0) \tag{47}$$

denoted by the same symbol.

There is a seemingly surprising property of ramification of $\mathcal{P}(t)$ following from an argument based on dimensions:

Lemma 4.1. *If a vanishing homology in $H_2(N\mathbb{R}^2, \sigma(t))$ belongs to the cases considered in Subsection 4.1.2 (i.e. if the vanishing homology is a triangle, biangle, or a circle), the group $\mathcal{P}(t)$ is not ramifying:*

$$\psi_\lambda(\gamma) = \gamma \tag{48}$$

for any $\lambda \in \pi_1(\mathcal{B})$ and $\gamma \in \pi_1(N\mathbb{R}^2 \setminus \sigma)$.

The sketch of the proof is as follows: generally, one can homotopically deform a path γ to make it passing far from the vanishing homology. After such a deformation, γ “doesn’t feel” the bypass λ . For example, consider vanishing of a triangle. Select the representatives of the classes $\gamma_1, \gamma_2, \gamma_3$ (the generators of \mathcal{P}) as it is shown in Fig. 25. Indeed, a bypass λ shown in the figure does not change $\gamma_1, \gamma_2, \gamma_3$, and thus it does not change any element of \mathcal{P} .

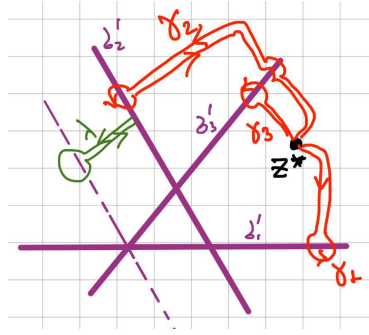


Fig. 25: Generators of \mathcal{P} that are not affected by λ

A more formal reasoning is that one cannot correctly define an *intersection index* for a 1D object (contour γ) and a 2D object (a vanishing relative homology from $H_2(N\mathbb{R}^2, \sigma(t))$) in a four-dimensional space.

Remark.

Let us give an example of violation of the condition of Lemma 4.1. Let be

$$\sigma_1 : z_1 = 0, \quad \sigma_2(t) : z_1 = t,$$

i.e. the components of the singularity are parallel lines. Parameter t varies in $N\mathbb{R}^1$ (or in \mathbb{C}), and the Landau set is a point $\mathcal{L} = \{0\}$. Indeed, this type of vanishing is not described in Subsection 4.1.2. The group \mathcal{P} is a free group with generators γ_1, γ_2 shown in Fig. 26, left.

Let λ be a simple loop in the t -space bypassing $t = 0$ one time in a positive direction. The change of the generators γ_1 and γ_2 under λ is shown in Fig. 26, right:

$$\psi_\lambda(\gamma_1) = \gamma_2 \gamma_1 \gamma_2^{-1}, \quad \psi_\lambda(\gamma_2) = \gamma_2 \gamma_1 \gamma_2 \gamma_1^{-1} \gamma_2^{-1}.$$

One can see that the statement (48) is not valid.

Mathematically, the reason of the breaking of the proof of Lemma 4.1 is as follows. Instead of vanishing of a 2D homology, a 3D homology vanishes in this case. Namely, the vanishing homology belongs to $H_3(N\mathbb{R}^2, \sigma(t) \cup \partial\mathbb{B})$, and it is the product of the segment $[0, t]$ in the z_1 -plane and the whole z_2 -plane. This homology is not local; moreover, one can define its intersection index with some $\gamma \in \mathcal{P}(t)$.

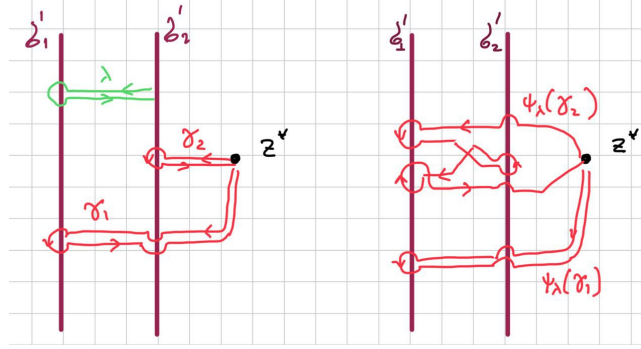


Fig. 26: Graphical finding of $\psi_\lambda(\gamma)$

Below we consider *only* the cases for which Lemma 4.1 is applicable, and the fundamental group does not ramify. However, we should admit that the condition of Lemma 4.1 is restrictive, since in practical application the integrals with parallel singularity components do exist. We plan to address this issue in a subsequent paper. \diamond

4.4 Linear representation of ramification of elements of $H_2(\tilde{U}, \tilde{U}' \cup \partial\tilde{\mathbb{B}})$

The elements $Q_e^1 \dots Q_e^k$ form a basis of $H_2(\tilde{U}, \tilde{U}' \cup \partial\tilde{\mathbb{B}})$ over Ω , i.e. any element $w \in H_2(\tilde{U}, \tilde{U}' \cup \partial\tilde{\mathbb{B}})$ can be written as

$$w = \sum_l \omega_l Q_e^l \equiv \mathbf{w} \mathbf{Q}, \quad \mathbf{w} = (\omega_1, \dots, \omega_k), \quad \mathbf{Q} = \begin{pmatrix} Q_e^1 \\ \vdots \\ Q_e^k \end{pmatrix}. \quad (49)$$

Let λ be some loop in \mathcal{B} , and ψ_λ be the corresponding map (46). Let λ transform the basis as

$$\mathbf{Q} \xrightarrow{\lambda} \mathbf{T} \mathbf{Q}, \quad (50)$$

where

$$\mathbf{T} = \begin{pmatrix} \omega_{1,1} & \cdots & \omega_{1,k} \\ \vdots & \ddots & \vdots \\ \omega_{k,1} & \cdots & \omega_{k,k} \end{pmatrix} \quad (51)$$

is a $k \times k$ matrix of elements of Ω . Our aim is to describe how λ acts on \mathbf{w} assuming that \mathbf{T} is known. This description is given by the following lemma:

Lemma 4.2. *Let a transformation of the form (50) be known for some λ , and let the condition of Lemma 4.1 be valid. Then for any w described by (49) the vector $\mathbf{w} \in \mathcal{M}_k$ transforms as*

$$\mathbf{w} \xrightarrow{\lambda} \mathbf{w} \mathbf{T}. \quad (52)$$

Proof. Let λ be some loop in \mathcal{B} , and ψ_λ be the corresponding map (46). Rewrite (50) as

$$Q_e^n \xrightarrow{\lambda} \sum_{l=1}^k Q^l \omega_{n,l}. \quad (53)$$

Let γ be an arbitrary element of \mathcal{P} . Let us show that

$$Q_\gamma^n \xrightarrow{\lambda} \sum_{l=1}^k Q^l \psi_\lambda(\gamma) \omega_{n,l}, \quad (54)$$

where ψ_λ is defined by (46). To show this, represent $\omega_{n,l}$ as

$$\omega_{n,l} = \sum_{\gamma'} \alpha_{n,l,\gamma'} \gamma'.$$

After left-multiplication of γ to (53), each term in the right becomes equal to $\alpha_{n,l,\gamma'} \psi_\lambda(\gamma) \gamma'$.

Since the condition of Lemma 4.1 is valid, one can use (48). The formula (54) becomes simplified:

$$Q_\gamma^n \xrightarrow{\lambda} \sum_{l=1}^k Q^l \gamma \omega_{n,l}. \quad (55)$$

By linearity, one can generalize this relation: for any $\omega_n \in \Omega$

$$Q^n \omega_n \xrightarrow{\lambda} \sum_{l=1}^k Q^l \omega_{n,l}. \quad (56)$$

Again, by linearity this gives

$$\mathbf{w} \mathbf{Q} \xrightarrow{\lambda} \mathbf{w} (\mathbf{T} \mathbf{Q}). \quad (57)$$

Using the associativity of the matrix multiplication, we obtain

$$\mathbf{w} \mathbf{Q} \xrightarrow{\lambda} (\mathbf{w} \mathbf{T}) \mathbf{Q},$$

i.e. (52). □

The formula (52) corresponds to the arrow labeled by “ $\times T$ ” in the diagram (44).

4.5 Elementary transformations

Here we describe elementary transformations of relative homologies as t travels along the loop λ in \mathcal{B} . There are two sorts of transformations that should be studied: a loop about a component of \mathcal{L} and a jump over such a component (example shown in Fig. 27 corresponds to 1D t -space). For a loop, a relative homology of $H_2(\tilde{U}, \tilde{U}')$ vanishes. This homology may be a triangle, a biangle,

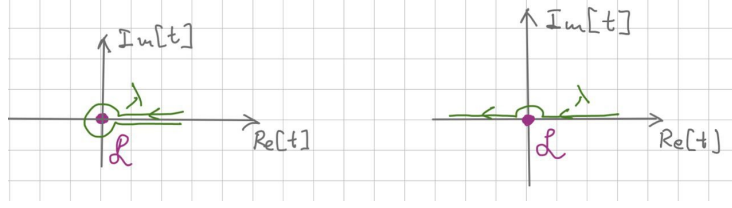


Fig. 27: A loop (left) and a jump (right) for λ

or a circle. A jump generally corresponds to a vanishing of a triangle. Thus, we should consider 4 cases in total.

The transformation matrices obtained here are elementary building blocks for any more complicated matrices. Thus, formulas in this subsection provide a “computational core” of the method.

4.5.1 Triangle

Consider three singularity components $\sigma = \sigma_1 \cup \sigma_2 \cup \sigma_3$ that are lines having the real property. Introduce the notations enabling us to study the situation algebraically. Namely, denote the polygons of $H_2(\mathbb{R}^2, \sigma \cup \partial\mathbb{B})$ by the letters A, B, C, D, E, F, G (ordered this way) as it is shown in Fig. 28, left. Choose the orientation of the polygons in the natural way. Let the singularity σ_2 be movable, $\sigma_2 = \sigma_2(t)$, parameter t be complex, and the motion be a parallel displacement:

$$\sigma_2(t) : \quad az_1 + bz_2 = t.$$

The triangle A is a vanishing homology. Take a reference point z^* in any of non-vanishing polygons, say in B .

Introduce the base paths $\gamma_A, \dots, \gamma_G$ (the path γ_B is trivial) as it is shown Fig. 28, left. The paths are shown in green. One can see that these paths belong to the surface Σ shown by the red bridge symbols. This choice of base paths is in agreement with the condition of Lemma 3.1 and its corollary, thus the green base paths can be omitted in favor of the bridge notations. Introduce also simple loops $\gamma_1, \gamma_2, \gamma_3$ that are generators of $\mathcal{P}(t)$ (see Fig. 28, right).

Remark. We transported the reference point from A (see Fig. 9) to B along the corresponding base path. As it follows from Proposition 3.6, such a change does not affect the path-indices of the polygons. However, taking a reference point far away from the vanishing cycle is preferable, since the reference point there experiences no transformation as $\sigma(t)$ evolves with t . \diamond

The Landau set \mathcal{L} consists of a single value $t = t_*$, for which the line $\sigma(t_*)$ passes through the crossing point of σ_1 and σ_3 (see Fig. 29). Let λ be a simple loop in the t -space passing about t_* (for a single time in the positive direction).

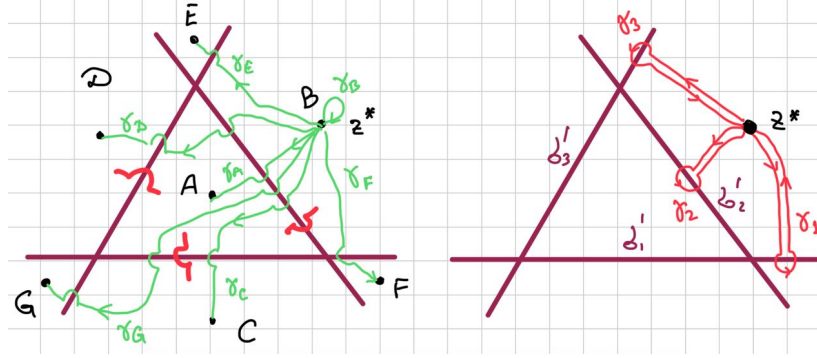


Fig. 28: Reference point and base paths for a triangle

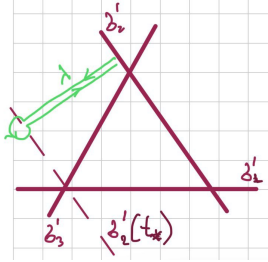


Fig. 29: A basic bypass for triangle

Theorem 4.1. *The basis shown in Fig. 28 is transformed by the loop λ shown in Fig. 29 as*

$$\mathbf{Q} \xrightarrow{\lambda} \mathbf{T}_3 \mathbf{Q}, \quad \mathbf{Q} = \begin{pmatrix} A_e \\ \vdots \\ G_e \end{pmatrix}, \quad (58)$$

$$\mathbf{T}_3 = \begin{pmatrix} \gamma_1 \gamma_2 \gamma_3 & 0 & 0 & 0 & 0 & 0 & 0 \\ \gamma_2 - \gamma_1 \gamma_2 \gamma_3 & e & 0 & 0 & 0 & 0 & 0 \\ \gamma_1 - \gamma_1 \gamma_2 \gamma_3 & 0 & e & 0 & 0 & 0 & 0 \\ \gamma_3 - \gamma_1 \gamma_2 \gamma_3 & 0 & 0 & e & 0 & 0 & 0 \\ -\gamma_2 \gamma_3 + \gamma_1 \gamma_2 \gamma_3 & 0 & 0 & 0 & e & 0 & 0 \\ -\gamma_1 \gamma_2 + \gamma_1 \gamma_2 \gamma_3 & 0 & 0 & 0 & 0 & e & 0 \\ -\gamma_1 \gamma_3 + \gamma_1 \gamma_2 \gamma_3 & 0 & 0 & 0 & 0 & 0 & e \end{pmatrix}. \quad (59)$$

The proof can be found in Appendix D.

Note that according to Lemma 4.2, matrix \mathbf{T}_3 can be used for the transformation of \mathbf{w} describing certain $w \in H_2(\tilde{U}, \tilde{U}' \cup \partial \mathbb{B})$.

Remark.

In Appendix D we propose an *ad hoc* reasoning valid only for dimension 2, too much linked to our notations, and not going in line with the mainstream of

the Picard–Lefschetz theory. So we note here that the statement of Theorem 4.1 (as well as Theorems 4.2 and 4.3) follows from the following Picard–Lefschetz formula for relative homologies.

Proposition 4.1 (F. Pham, [9]). *Let λ be a small simple loop in \mathcal{B} bypassing (one time in the positive direction) the component of \mathcal{L} corresponding to the vanishing of a polygon Q (which is a triangle formed by singularities $\sigma_1, \sigma_2, \sigma_3$, a biangle formed by singularities σ_1, σ_2 , or a circle formed by σ_1). Then, for any $w \in H_2(\tilde{U}, \tilde{U}' \cup \partial\tilde{\mathbb{B}})$*

$$\text{var}_\lambda(w) = \sum_{\gamma \in \mathcal{P}} \langle \mathcal{E}(Q\gamma\omega) | w \rangle Q_\gamma \quad (60)$$

where $\langle \mathcal{E}(Q\gamma\omega) | w \rangle$ is the intersection index between corresponding homologies, and,

$$\omega = \begin{cases} (e - \gamma_1^{-1})(e - \gamma_2^{-1})(e - \gamma_3^{-1}) & \text{for a triangle} \\ (e - \gamma_1^{-1})(e - \gamma_2^{-1}) & \text{for a biangle} \\ e - \gamma_1^{-1} & \text{for a circle} \end{cases} \quad (61)$$

and $\gamma_1, \gamma_2, \gamma_3$ are simple loops about $\sigma_1, \sigma_2, \sigma_3$.

The intersection index $\langle w^1 | w^2 \rangle$ is defined as follows. Let some representatives of the classes w_1 and w_2 be chosen in such a way that they intersect in a discrete set of points p_j and the crossings are transversal. At each point p_j take a pair of vectors $v_n^m = (v_{n,1}^m, v_{n,2}^m)$ tangent to the representatives of homologies. The pair is ordered with respect to the orientation of w ; index $m = 1, 2$ shows the link with w^m , and $n = 1, 2$ is the number of the element in the pair. Then (see [3]),

$$\langle w^1 | w^2 \rangle = \sum_j \text{sign det} \begin{pmatrix} \text{Re}[v_{1,1}^1] & \text{Re}[v_{2,1}^1] & \text{Re}[v_{1,1}^2] & \text{Re}[v_{2,1}^2] \\ \text{Im}[v_{1,1}^1] & \text{Im}[v_{2,1}^1] & \text{Im}[v_{1,1}^2] & \text{Im}[v_{2,1}^2] \\ \text{Re}[v_{1,2}^1] & \text{Re}[v_{2,2}^1] & \text{Re}[v_{1,2}^2] & \text{Re}[v_{2,2}^2] \\ \text{Im}[v_{1,2}^1] & \text{Im}[v_{2,2}^1] & \text{Im}[v_{1,2}^2] & \text{Im}[v_{2,2}^2] \end{pmatrix} \quad (62)$$

In Appendix F we present a scheme of calculation of intersection indices for a triangle (F. Pham’s degeneration P_3).

Also, in Appendix E we demonstrate a connection of the approach based on the relative homologies developed in the current paper with the approach based on the local systems from [5]. Besides, we again compute the variation of homologies in case of the triangle. So, totally, there are three different proofs of (58), (59) in the paper. \diamond

4.5.2 Biangle

Let be $\sigma = \sigma_1 \cup \sigma_2$, and the traces of the singularities form a biangle in \mathbb{R}^2 (see Fig. 30). The basic contours are shown in the same figure. The group \mathcal{P} is \mathbb{Z}^2 with generators $\{\gamma_1, \gamma_2\}$ shown in Fig. 30. Introduce the polygons $= A, B, C, D, E$ (ordered this way).

For example, take the singularities

$$\sigma_1(t) : z_1 = t, \quad \sigma_2 : z_1 - z_2^2 = 0. \quad (63)$$

The particular form of the singularities is not important, the formulas (63) are used only for clarity.

The singular value of t in this case is $t_* = 0$, for which the biangle A vanishes. Note that the line $\sigma_1(t_*)$ is tangent to σ_2 .

Consider a simple loop λ in the t -space bypassing t_* one time in the positive direction (see Fig. 31).

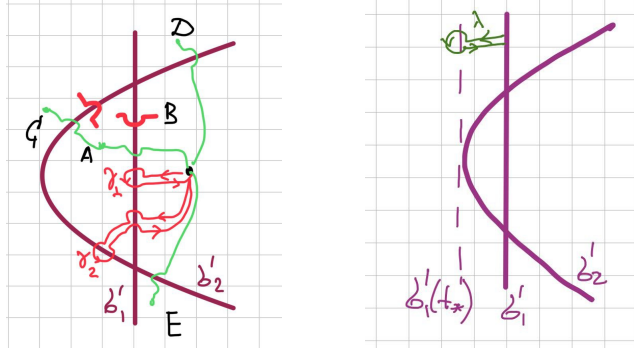


Fig. 30: Notations for biangle

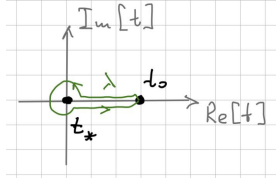


Fig. 31: A loop λ for variable t

Theorem 4.2. *As the result of the bypass λ , the basis transforms as follows:*

$$\mathbf{Q} \xrightarrow{\lambda} \mathbf{T}_2 \mathbf{Q}, \quad \mathbf{Q} = \begin{pmatrix} A_e \\ \vdots \\ E_e \end{pmatrix}, \quad \mathbf{T}_2 = \begin{pmatrix} -\gamma_1 \gamma_2 & 0 & 0 & 0 & 0 \\ \gamma_1 + \gamma_1 \gamma_2 & e & 0 & 0 & 0 \\ \gamma_2 + \gamma_1 \gamma_2 & 0 & e & 0 & 0 \\ -\gamma_1 \gamma_2 & 0 & 0 & e & 0 \\ -\gamma_1 \gamma_2 & 0 & 0 & 0 & e \end{pmatrix}. \quad (64)$$

The proof is given in Appendix D.

4.5.3 Circle

Finally, consider a circle. Namely, let $\sigma = \sigma_1(t)$ be defined by

$$\sigma_1(t) : z_1^2 + z_2^2 = t, \quad (65)$$

and t moves along contour λ bypassing zero in the positive direction (see Fig. 31). The real trace σ' splits \mathbb{R}^2 into the parts A and B as it is shown in Fig. 32.

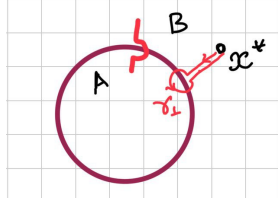


Fig. 32: Notations for a circle

Theorem 4.3. *The basis is transformed as follows:*

$$\mathbf{Q} \xrightarrow{\lambda} \mathbf{T}_1 \mathbf{Q}, \quad \mathbf{Q} = \begin{pmatrix} A_e \\ B_e \end{pmatrix}, \quad \mathbf{T}_1 = \begin{pmatrix} \gamma_1 & 0 \\ 0 & e \end{pmatrix}. \quad (66)$$

The proof is given in Appendix D.

4.5.4 A jump

Let the singularity σ be a union of three lines $\sigma_1, \sigma_2, \sigma_3$, and σ_2 is movable: $\sigma_2 = \sigma_2(t)$, where t is a scalar parameter. Consider a variation λ_+ of t shown in Fig. 33, bottom. Let this variation correspond to the displacement of σ_2 shown in the left part of the figure. The starting value of t is t_s , the end value is t_e , and the singular value is t_* ($\sigma_2(t_*)$ passes through the crossing point of σ_1 and σ_3).

Introduce the polygons A, \dots, G oriented in a natural way, the reference point z^* in B , and the base paths corresponding to the surface Σ indicated by bridge symbols (see the left figure).

After the bypass, the plane becomes split into polygons in a different way (see the right part of the figure). Denote these polygons by A', \dots, G' . Let them also be oriented in a natural way. Introduce the notations for them using the surface Σ described by red bridge symbols.

Theorem 4.4. *The basis is transformed as follows:*

$$\mathbf{Q} \xrightarrow{\lambda_+} \mathbf{T}_{\lambda_+} \mathbf{Q}'. \quad (67)$$

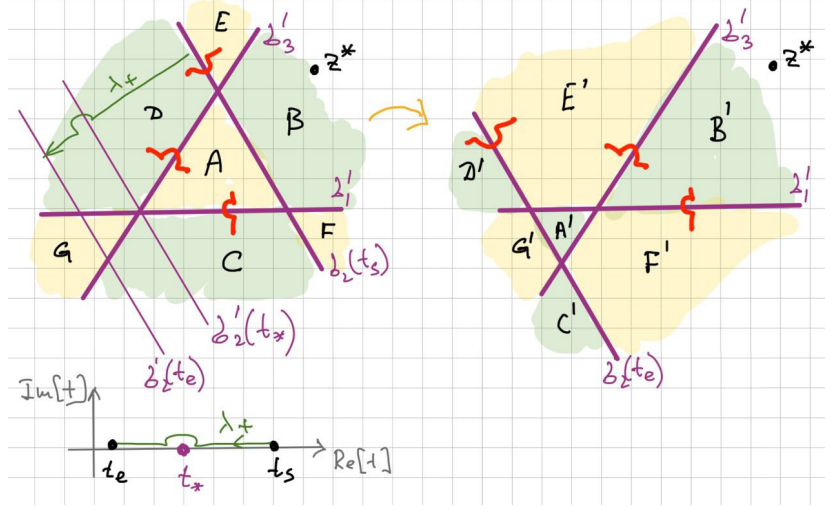


Fig. 33: Jump λ_+

$$\mathbf{Q} = \begin{pmatrix} A_e \\ B_e \\ C_e \\ D_e \\ E_e \\ F_e \\ G_e \end{pmatrix}, \quad \mathbf{Q}' = \begin{pmatrix} A'_e \\ B'_e \\ C'_e \\ D'_e \\ E'_e \\ F'_e \\ G'_e \end{pmatrix}, \quad \mathbf{T}_{\lambda_+} = \begin{pmatrix} e & 0 & 0 & 0 & 0 & 0 & 0 \\ -e & e & 0 & 0 & 0 & 0 & 0 \\ -e & 0 & e & 0 & 0 & 0 & 0 \\ -e & 0 & 0 & e & 0 & 0 & 0 \\ e & 0 & 0 & 0 & e & 0 & 0 \\ e & 0 & 0 & 0 & 0 & e & 0 \\ e & 0 & 0 & 0 & 0 & 0 & e \end{pmatrix}. \quad (68)$$

See the proof in Appendix D.

4.6 Building matrices \mathbf{T} for more complicated cases

4.6.1 Using of elementary cases as “building blocks”

In the subsection above, we have described the transformation of relative homologies for three simplest basic cases (triangle, biangle, circle, jump). Here we consider more complicated cases. Our aim is to derive the matrices \mathbf{T} for these cases, using the elementary cases as “building blocks.” For this, we use the following ideas:

- The locality concept. Let a transformation λ (simple loop in \mathcal{B}) corresponds to vanishing of a certain triangle or biangle (one of many polygons forming a basis of $H_2(\mathbb{R}_\delta^2, \sigma)$). Then only polygons adjacent to the vanishing one are affected by ψ_λ , i.e. only a submatrix of \mathbf{T} is non-trivial, and this submatrix is given by (59), (64), (66), (68). “Adjacent” here means having common side or a common vertex.

The local configurations of singularities are studied in their “small balls”, while the full configuration is contained in a “large ball”. This is shown schematically in Fig. 34. A “large ball” \mathbb{B} is green there, a “small ball” \mathbb{B}' is blue, and the vanishing triangle is red (it is formed by the components $\sigma_1, \sigma_2, \sigma_3$). A considered bypass λ is shown by a red line. Only the polygons that have intersection with \mathbb{B}' are transformed by λ .

- If it is necessary to change the base paths related to the vanishing polygon, one can use Proposition 3.7.
- Several bypasses performed one by one are described by a product of matrices. Namely, if $\lambda = \lambda_1 \lambda_2$, then

$$\mathbf{T}_\lambda = \mathbf{T}_{\lambda_1} \mathbf{T}_{\lambda_2}. \quad (69)$$

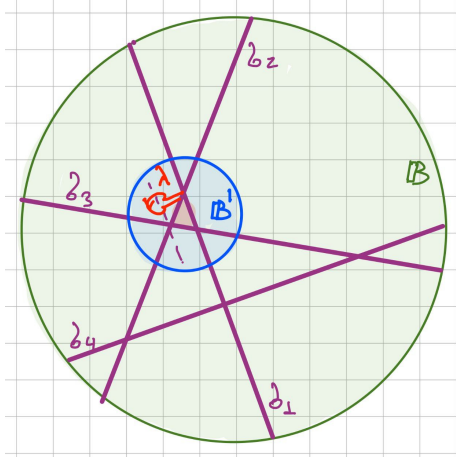


Fig. 34: A “large ball” \mathbb{B} and a “small ball” \mathbb{B}'

Let us comment on the last point. Formula (69) can be easily proven as follows. By definition,

$$\psi_{\lambda_1}(\mathbf{Q}) = \mathbf{T}_{\lambda_1} \mathbf{Q}.$$

Apply the transformation ψ_{λ_2} to this identity:

$$\psi_{\lambda_2}(\psi_{\lambda_1}(\mathbf{Q})) = \psi_2(\mathbf{T}_{\lambda_1}) \psi_{\lambda_2}(\mathbf{Q}) = \mathbf{T}_{\lambda_1} \mathbf{T}_{\lambda_2} \mathbf{Q}.$$

The last relation follows from

$$\psi_2(\mathbf{T}_{\lambda_1}) = \mathbf{T}_{\lambda_1}$$

(the group ring does not ramify), and

$$\psi_{\lambda_2}(\mathbf{Q}) = \mathbf{T}_{\lambda_2} \mathbf{Q}.$$

The identity (69) is the main benefit of the matrix approach.

4.6.2 Derivation of (59) from (68)

Let us show that the formula for a triangle (59) follows from the formula for a jump (68). Using this example, we: a) demonstrate how to implement Proposition 3.7, b) obtain one more proof of Theorem 4.1, c) show an example of matrix-vector computations. The proof is not completely independent from that of Appendix D, but nevertheless it demonstrates some consistency of the method proposed in the paper.

Note that the bypass λ from Fig. 29 is a concatenation of the path λ_+ from Fig. 33 and path λ_- from Fig. 35. The transformation of the basis of $H_2(\tilde{U}, \tilde{U}')$ under λ_+ is given by (68), so let us describe the transformation produced by λ_- , and then combine λ_+ with λ_- .

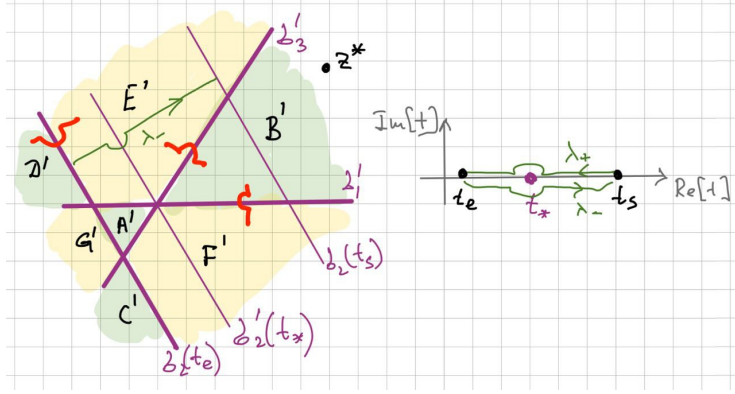


Fig. 35: Jump λ_-

To describe λ_- happens, use Theorem 4.4 after some geometrical changes. One can see that the theorem cannot be applied directly, since the mutual position of the base paths and the bypass λ_- differs from the conditions of the theorem. To change this, introduce new base paths, apply Theorem 4.4, and then apply Lemma 3.1.

The new paths $\tilde{\gamma}'_A, \dots, \tilde{\gamma}'_G$ for the singularities $\sigma_1, \sigma_2(t_e), \sigma_3$ (Fig. 36, left) and $\tilde{\gamma}_A, \dots, \tilde{\gamma}_G$ for $\sigma_1, \sigma_2(t_s), \sigma_3$ (Fig. 36, right). All paths should be understood as going from z^* to each particular polygon along the corresponding tree (green for the “old” notations and magenta for the new notations). The reference point z^* is common for both figures (see Proposition 3.6).

One can see by rotation of the figure that Theorem 4.4 describes the bypass λ_- if the basic contours $\tilde{\gamma}'_Q$, are chosen. Thus, for these contours,

$$\begin{aligned} A'_e &\xrightarrow{\lambda_-} A_e, \\ B'_e &\xrightarrow{\lambda_-} B_e + A_e, \\ C'_e &\xrightarrow{\lambda_-} C_e + A_e, \end{aligned}$$

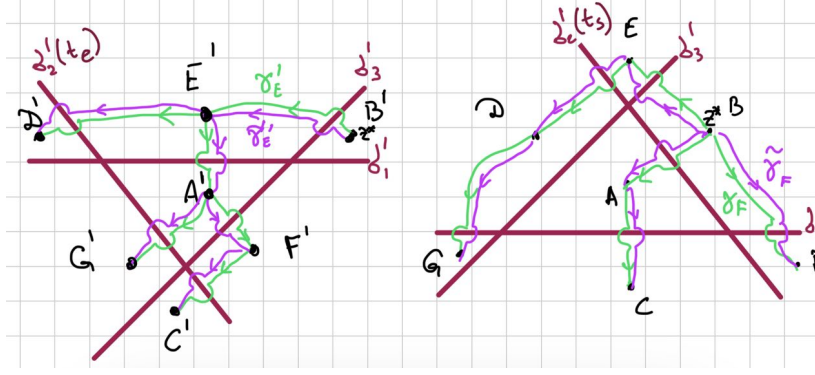


Fig. 36: “Old” and “new” base contours

$$D'_e \xrightarrow{\lambda_-} D_e + A_e,$$

$$E'_e \xrightarrow{\lambda_-} E_e - A_e,$$

$$F'_e \xrightarrow{\lambda_-} F_e - A_e,$$

$$G'_e \xrightarrow{\lambda_-} G_e - A_e.$$

Let us return to the initial base contours γ_Q and γ'_Q . For this, apply Proposition 3.7:

$$A'_{\tilde{\gamma}'_A(\gamma'_A)^{-1}} \xrightarrow{\lambda_-} A_{\tilde{\gamma}_A\gamma_A^{-1}}, \quad (70)$$

$$B'_{\gamma'_B(\gamma'_B)^{-1}} \xrightarrow{\lambda_-} B_{\tilde{\gamma}_B\gamma_B^{-1}} + A_{\tilde{\gamma}_A\gamma_A^{-1}}, \quad (71)$$

⋮

As one can see from Fig. 36,

$$\tilde{\gamma}'_A(\gamma'_A)^{-1} = \gamma_1^{-1}\gamma_3^{-1}, \quad \tilde{\gamma}_A\gamma_A^{-1} = \gamma_2, \quad \tilde{\gamma}_B\gamma_B^{-1} = e.$$

Thus,

$$A'_{\gamma_1^{-1}\gamma_3^{-1}} \xrightarrow{\lambda_-} A_{\gamma_2},$$

⋮

Taking into account (55), we can left-multiply the identities by corresponding elements of \mathcal{P} and rewrite (70) and (71) as

$$A'_e \xrightarrow{\lambda_-} A_{\gamma_1\gamma_2\gamma_3}, \quad (72)$$

$$B'_e \xrightarrow{\lambda_-} B_e + A_{\gamma_2}, \quad (73)$$

Similarly, obtain the relations

$$C'_e \xrightarrow{\lambda_-} C_e + A_{\gamma_1}, \quad (74)$$

$$D'_e \xrightarrow{\lambda_-} D_e + A_{\gamma_3}, \quad (75)$$

$$E'_e \xrightarrow{\lambda_-} E_e - A_{\gamma_2\gamma_3}, \quad (76)$$

$$F'_e \xrightarrow{\lambda_-} F_e - A_{\gamma_1\gamma_2}, \quad (77)$$

$$G'_e \xrightarrow{\lambda_-} G_e - A_{\gamma_1\gamma_3}. \quad (78)$$

The whole transformation can be written as

$$\begin{pmatrix} A'_e \\ B'_e \\ C'_e \\ D'_e \\ E'_e \\ F'_e \\ G'_e \end{pmatrix} \xrightarrow{\lambda_-} \mathbf{T}_{\lambda_-} \begin{pmatrix} A_e \\ B_e \\ C_e \\ D_e \\ E_e \\ F_e \\ G_e \end{pmatrix}, \quad \mathbf{T}_{\lambda_-} = \begin{pmatrix} \gamma_1\gamma_2\gamma_3 & 0 & 0 & 0 & 0 & 0 & 0 \\ \gamma_2 & e & 0 & 0 & 0 & 0 & 0 \\ \gamma_1 & 0 & e & 0 & 0 & 0 & 0 \\ \gamma_3 & 0 & 0 & e & 0 & 0 & 0 \\ -\gamma_2\gamma_3 & 0 & 0 & 0 & e & 0 & 0 \\ -\gamma_1\gamma_2 & 0 & 0 & 0 & 0 & e & 0 \\ -\gamma_1\gamma_3 & 0 & 0 & 0 & 0 & 0 & e \end{pmatrix}. \quad (79)$$

Rewrite this equation as

$$\mathbf{Q}' \xrightarrow{\lambda_-} \mathbf{T}_{\lambda_-} \mathbf{Q}. \quad (80)$$

Now apply λ_- to (67). The result is

$$\mathbf{Q} \xrightarrow{\lambda_+\lambda_-} \mathbf{T}_{\lambda_+} \mathbf{T}_{\lambda_-} \mathbf{Q}. \quad (81)$$

By performing multiplication, we obtain that

$$\mathbf{T}_{\lambda_+} \mathbf{T}_{\lambda_-} = \mathbf{T}_3, \quad (82)$$

where \mathbf{T}_3 is defined by (59).

4.6.3 Two lines and parabola

Let the singularities have form

$$\sigma(t) = \sigma_1(t) \cup \sigma_2(t) \cup \sigma_3,$$

$$\sigma_1(t) : z_1 = t_1, \quad \sigma_2(t) : z_2 = t_2, \quad \sigma_3 : z_1 - z_2^2 = 0, \quad (83)$$

where $t = (t_1, t_2) \in N\mathbb{R}^2$. One can see that $\mathcal{P} = \mathbb{Z}^3$.

The singularities in the (z_1, z_2) -space are shown in Fig. 37, left. As above, we introduce the polygons A, \dots, M , a reference point in D , generators of \mathcal{P} that are $\gamma_1, \gamma_2, \gamma_3$. The base paths belong to the surface Σ indicated by the

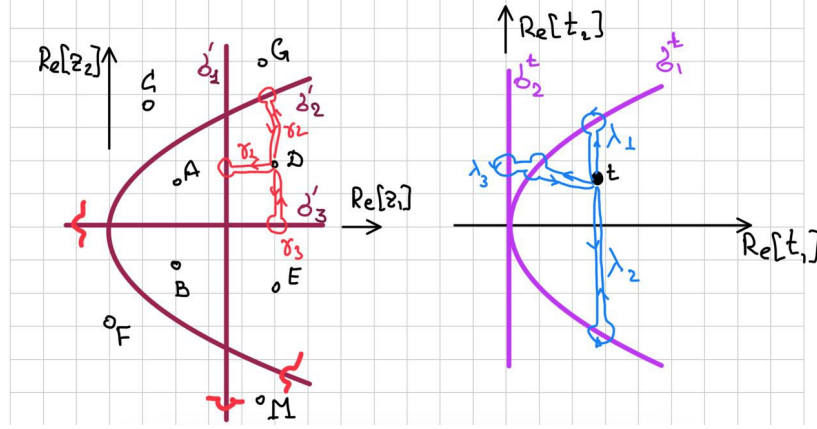


Fig. 37: Singularities in the (z_1, z_2) -space (left) and in the (t_1, t_2) -space (right)

red bridge symbols. According to the procedure developed above, the group $H_2(\tilde{U}, \tilde{U}' \cup \partial\mathbb{B})$ is represented by vectors

$$\mathbf{w} = (\omega_A, \omega_B, \omega_C, \omega_D, \omega_E, \omega_F, \omega_G, \omega_M), \quad \omega_j \in \Omega, \quad (84)$$

Ω is the group ring of \mathcal{P} over \mathbb{Z} .

The structure of $H_2(N\mathbb{R}^2, \sigma)$ degenerates when $t_1 - t_2^2 = 0$ or $t_1 = 0$. Thus, the Landau set is

$$\mathcal{L} = \sigma_1^t \cup \sigma_2^t, \quad \sigma_1^t : t_1 - t_2^2 = 0, \quad \sigma_2^t : t_1 = 0. \quad (85)$$

The singularities in the t -space are shown in Fig. 37, right.

The singularities σ_1^t and σ_2^t are not crossing transversally: they have a quadratic touch at $t = (0, 0)$. The fundamental group of $\mathcal{B} = N\mathbb{R}^2 \setminus \mathcal{L}$ is thus not necessarily Abelian. Introduce loops $\lambda_1, \lambda_2, \lambda_3$ as shown in Fig. 37. Note that λ_3 is not a simple loop.

Our aim will be to build matrices $\mathbf{T}_{\lambda_1}, \mathbf{T}_{\lambda_2}, \mathbf{T}_{\lambda_3}$ describing ramification of $H_2(\tilde{U}, \tilde{U}' \cup \partial\mathbb{B})$ under the bypasses $\lambda_1, \lambda_2, \lambda_3$, respectively:

$$\mathbf{w} \xrightarrow{\lambda_j} \mathbf{w} \mathbf{T}_{\lambda_j}. \quad (86)$$

Equivalently, matrices $\mathbf{T}_{\lambda_1}, \mathbf{T}_{\lambda_2}, \mathbf{T}_{\lambda_3}$ describe the ramification of the basis of $H_2(\tilde{U}, \tilde{U}' \cup \partial\mathbb{B})$:

$$\mathbf{Q} \xrightarrow{\lambda_j} \mathbf{T}_{\lambda_j} \mathbf{Q}, \quad \mathbf{Q} = \begin{pmatrix} A_e \\ \vdots \\ M_e \end{pmatrix} \quad (87)$$

The simplest computation leads to the matrix \mathbf{T}_{λ_1} . Bypass λ_1 corresponds to the vanishing of the triangle A. All polygons except M are adjacent to A , thus, M_e is not affected by λ_1 .

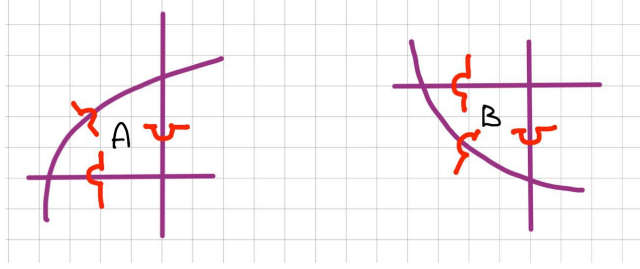


Fig. 38: Orientation of Σ near the triangles A and B

Study the surface Σ near the triangle A (Fig. 38, left). Note that the bridge symbols are oriented the same way as in Fig. 28. Thus, the submatrix of \mathbf{T}_{λ_1} corresponding to the polygons A, \dots, G is the same as (59) (up to rearranging of the elements):

$$\mathbf{T}_{\lambda_1} = \begin{pmatrix} \gamma_1\gamma_2\gamma_3 & 0 & 0 & 0 & 0 & 0 & 0 & 0 \\ \gamma_3 - \gamma_1\gamma_2\gamma_3 & e & 0 & 0 & 0 & 0 & 0 & 0 \\ \gamma_2 - \gamma_1\gamma_2\gamma_3 & 0 & e & 0 & 0 & 0 & 0 & 0 \\ \gamma_1 - \gamma_1\gamma_2\gamma_3 & 0 & 0 & e & 0 & 0 & 0 & 0 \\ -\gamma_1\gamma_3 + \gamma_1\gamma_2\gamma_3 & 0 & 0 & 0 & e & 0 & 0 & 0 \\ -\gamma_2\gamma_3 + \gamma_1\gamma_2\gamma_3 & 0 & 0 & 0 & 0 & e & 0 & 0 \\ -\gamma_1\gamma_2 + \gamma_1\gamma_2\gamma_3 & 0 & 0 & 0 & 0 & 0 & e & 0 \\ 0 & 0 & 0 & 0 & 0 & 0 & 0 & e \end{pmatrix}. \quad (88)$$

Consider the bypass λ_2 . It corresponds to the vanishing of B . All polygons except G are adjacent to B , so due to the locality idea our aim is to build a submatrix of \mathbf{T}_{λ_2} corresponding to the lines A, B, C, D, E, F, H , and this matrix is closely linked with (59). However, this submatrix is not just a rearranged (59), since the orientation of surface Σ near B (see Fig. 38, right) differs from that of Fig. 28. Thus, the matrix should be changed using Proposition 3.7. This is done in a way similar to that of the previous subsection. Draw the “new” base path $\tilde{\gamma}_A, \dots, \tilde{\gamma}_M$ corresponding to the choice of Σ in Fig. 37 and the “old” base path $\gamma_A, \dots, \gamma_M$ corresponding to the reference situation in Fig. 28. Some of these paths are shown in Fig. 39 (the other ones are constructed similarly).

Use the “old” paths to describe the transformation of the polygons. According to formula (59),

$$A_e \xrightarrow{\lambda_2} A_e + B_{\gamma_3} - B_{\gamma_1\gamma_2\gamma_3},$$

$$B_e \xrightarrow{\lambda_2} B_{\gamma_1\gamma_2\gamma_3},$$

$$C_e \xrightarrow{\lambda_2} E_e - B_{\gamma_1\gamma_2} + B_{\gamma_1\gamma_2\gamma_3},$$

...

Apply Proposition 3.7 and rewrite these relations using the “new” base paths. Note that

$$\gamma_A \tilde{\gamma}_A^{-1} = e, \quad \gamma_B \tilde{\gamma}_B^{-1} = \gamma_3^{-1}, \quad \dots$$

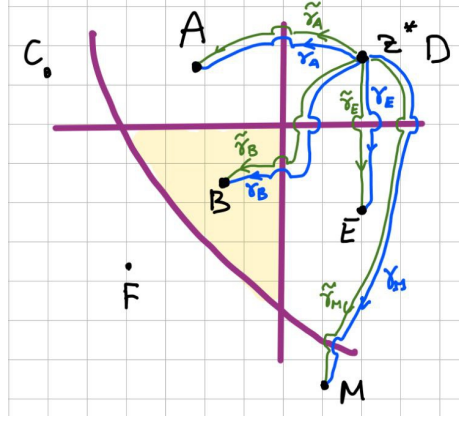


Fig. 39: “New” and “old” base paths near the polygon B

The result is

$$\begin{aligned}
 A_e &\xrightarrow{\lambda_2} A_e + B_e - B_{\gamma_1\gamma_2}, \\
 B_{\gamma_3^{-1}} &\xrightarrow{\lambda_2} B_{\gamma_1\gamma_2}, \\
 C_e &\xrightarrow{\lambda_2} C_e - B_{\gamma_2} + B_{\gamma_1\gamma_2}, \\
 &\dots
 \end{aligned} \tag{89}$$

If necessary, modify the obtained relation using (55) to make them describe the transformation of Q_e^m . For example, (89) can be written as

$$B_e \xrightarrow{\lambda_2} B_{\gamma_1\gamma_2\gamma_3}.$$

Finally, the result is

$$\mathbf{T}_{\lambda_2} = \begin{pmatrix} e & e - \gamma_1\gamma_2 & 0 & 0 & 0 & 0 & 0 & 0 \\ 0 & \gamma_1\gamma_2\gamma_3 & 0 & 0 & 0 & 0 & 0 & 0 \\ 0 & -\gamma_2 + \gamma_1\gamma_2 & e & 0 & 0 & 0 & 0 & 0 \\ 0 & -\gamma_1 + \gamma_1\gamma_2 & 0 & e & 0 & 0 & 0 & 0 \\ 0 & \gamma_1 - \gamma_1\gamma_2\gamma_3 & 0 & 0 & e & 0 & 0 & 0 \\ 0 & \gamma_2 - \gamma_1\gamma_2\gamma_3 & 0 & 0 & 0 & e & 0 & 0 \\ 0 & 0 & 0 & 0 & 0 & 0 & e & 0 \\ 0 & -\gamma_1\gamma_2 + \gamma_1\gamma_2\gamma_3 & 0 & 0 & 0 & 0 & 0 & e \end{pmatrix} \tag{90}$$

Computation of \mathbf{T}_3 is more complicated. One can see that λ_3 consists of a jump λ_+ over σ_1^t , a loop λ_0 about σ_2^t , and then, again, a jump λ_- over σ_1^t , see Fig. 40, i.e.

$$\lambda = \lambda_+ \lambda_0 \lambda_-.$$

We will use Theorems 4.2 and 4.4 to describe these three parts one-by-one, and then multiply the obtained matrices.

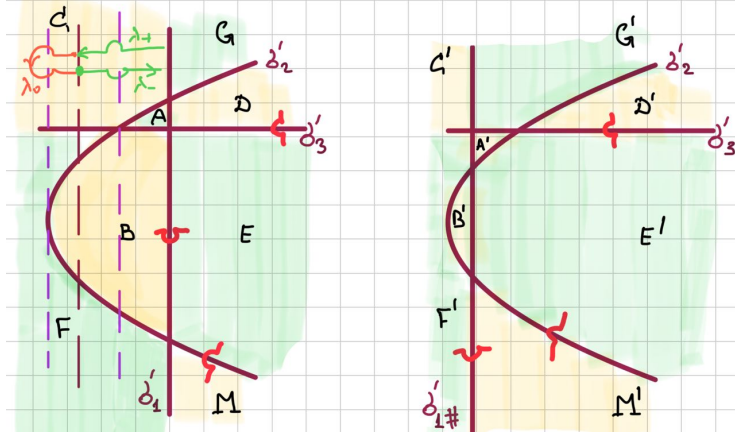


Fig. 40: Intermediate step of building \mathbf{T}_{λ_3}

We will move the singularity σ_1 . In the course of the bypass λ_+ , the singularity σ_1 passes one of the crossing points of σ_2 and σ_3 . We choose A as the vanishing triangle. As a result of the bypass λ_+ , we obtain a configuration shown in Fig. 40, right, with an intermediate position of σ_1 denoted by $\sigma_{1\#}$. For this configuration, we introduce the base contours by setting the bridge notations (shown in red). We assume that the base contours are chosen on the surface Σ corresponding to these bridges.

According to Theorem 4.4, the jump λ_+ is described by the following matrix relation:

$$\mathbf{Q} \xrightarrow{\lambda_+} \mathbf{T}_{\lambda_+} \mathbf{Q}', \quad (91)$$

$$\mathbf{Q} = \begin{pmatrix} A'_e \\ B'_e \\ C'_e \\ D'_e \\ E'_e \\ F'_e \\ G'_e \\ M'_e \end{pmatrix}, \quad \mathbf{T}_{\lambda_+} = \begin{pmatrix} e & 0 & 0 & 0 & 0 & 0 & 0 & 0 \\ -e & e & 0 & 0 & 0 & 0 & 0 & 0 \\ -e & 0 & e & 0 & 0 & 0 & 0 & 0 \\ -e & 0 & 0 & e & 0 & 0 & 0 & 0 \\ e & 0 & 0 & 0 & e & 0 & 0 & 0 \\ e & 0 & 0 & 0 & 0 & e & 0 & 0 \\ e & 0 & 0 & 0 & 0 & 0 & e & 0 \\ 0 & 0 & 0 & 0 & 0 & 0 & 0 & e \end{pmatrix}. \quad (92)$$

Then the singularity σ_1 travels along λ_0 about the line parallel to σ_a and tangent to σ_2 . For this bypass, the biangle B' vanishes. Thus, the bypass can

be described in a matrix form, and the matrix is a rearranged (64):

$$\mathbf{Q}' \xrightarrow{\lambda_0} \mathbf{T}_{\lambda_0} \mathbf{Q}', \quad \mathbf{T}_{\lambda_0} = \begin{pmatrix} e & -\gamma_1\gamma_2 & 0 & 0 & 0 & 0 & 0 & 0 \\ 0 & -\gamma_1\gamma_2 & 0 & 0 & 0 & 0 & 0 & 0 \\ 0 & 0 & e & 0 & 0 & 0 & 0 & 0 \\ 0 & 0 & 0 & e & 0 & 0 & 0 & 0 \\ 0 & \gamma_1 + \gamma_1\gamma_2 & 0 & 0 & e & 0 & 0 & 0 \\ 0 & \gamma_2 + \gamma_1\gamma_2 & 0 & 0 & 0 & e & 0 & 0 \\ 0 & 0 & 0 & 0 & 0 & 0 & e & 0 \\ 0 & -\gamma_1\gamma_2 & 0 & 0 & 0 & 0 & 0 & e \end{pmatrix} \quad (93)$$

Finally, we move σ_2 to its initial position along the path λ_- . This operation is described by

$$\mathbf{Q}' \xrightarrow{\lambda_-} \mathbf{T}_{\lambda_-} \mathbf{Q}, \quad \mathbf{T}_{\lambda_-} = \begin{pmatrix} \gamma_1\gamma_2\gamma_3 & 0 & 0 & 0 & 0 & 0 & 0 & 0 \\ \gamma_3 & e & 0 & 0 & 0 & 0 & 0 & 0 \\ \gamma_2 & 0 & e & 0 & 0 & 0 & 0 & 0 \\ \gamma_1 & 0 & 0 & e & 0 & 0 & 0 & 0 \\ -\gamma_1\gamma_3 & 0 & 0 & 0 & e & 0 & 0 & 0 \\ -\gamma_2\gamma_3 & 0 & 0 & 0 & 0 & e & 0 & 0 \\ -\gamma_1\gamma_2 & 0 & 0 & 0 & 0 & 0 & e & 0 \\ 0 & 0 & 0 & 0 & 0 & 0 & 0 & e \end{pmatrix}, \quad (94)$$

which is a rearranged (79).

Finally,

$$\mathbf{T}_{\lambda_3} = \mathbf{T}_{\lambda_+} \mathbf{T}_{\lambda_0} \mathbf{T}_{\lambda_-} = \begin{pmatrix} 0 & -\gamma_1\gamma_2 & 0 & 0 & 0 & 0 & 0 & 0 \\ -\gamma_1\gamma_2\gamma_3 & 0 & 0 & 0 & 0 & 0 & 0 & 0 \\ \gamma_2 & \gamma_1\gamma_2 & e & 0 & 0 & 0 & 0 & 0 \\ \gamma_1 & \gamma_1\gamma_2 & 0 & e & 0 & 0 & 0 & 0 \\ \gamma_1\gamma_2\gamma_3 & \gamma_1 & 0 & 0 & e & 0 & 0 & 0 \\ \gamma_1\gamma_2\gamma_3 & \gamma_2 & 0 & 0 & 0 & e & 0 & 0 \\ -\gamma_1\gamma_2 & -\gamma_1\gamma_2 & 0 & 0 & 0 & 0 & e & 0 \\ -\gamma_1\gamma_2\gamma_3 & -\gamma_1\gamma_2 & 0 & 0 & 0 & 0 & 0 & e \end{pmatrix} \quad (95)$$

Matrices \mathbf{T}_{λ_1} , \mathbf{T}_{λ_2} , \mathbf{T}_{λ_3} defined by (88), (90), (95), respectively, describe ramification of relative homologies for the case of two lines and a parabola shown in Fig. 37.

5 Application of matrix formalism

Above, we have developed a framework for computation of ramification of homologies from $H_2(\tilde{U}, \tilde{U}')$ and $H_2(\tilde{U})$. This framework consists of the basic formulas (59), (64), (66), and some instructions for their application. Here we demonstrate that this framework gives some benefits, namely, it enables one to compute topological values in a fast and easy way.

5.1 Picard–Lefschetz theory. Computation of the intersection index

5.1.1 Key result of Picard–Lefschetz theory

Ramification of homologies from $H_2(\tilde{U}_2, \partial\tilde{\mathbb{B}})$, i.e. of integral surfaces of functions having branch lines, is studied in [3, 9]. The key result for the 2D case is, according to [3], VII.2.3, as follows.

Theorem 5.1 (F. Pham). *Let λ be a simple loop about a component of \mathcal{L} corresponding to a vanishing polygon Q , which may be a circle, a biangle, or a triangle formed by singularity components σ_1 , $\{\sigma_1, \sigma_2\}$, or $\{\sigma_1, \sigma_2, \sigma_3\}$, respectively. Let $\gamma_1, \gamma_2, \gamma_3 \in \mathcal{P}$ be simple loops about $\sigma_1, \sigma_2, \sigma_3$. Let $\Gamma \in H_2(\tilde{U}_2, \partial\tilde{\mathbb{B}})$. Then*

$$\text{var}_\lambda(\Gamma) = \sum_{\gamma \in \mathcal{P}} \langle Q_\gamma | \Gamma \rangle \mathcal{E}(Q\gamma\omega), \quad (96)$$

where $\langle Q_\gamma | \Gamma \rangle$ is the intersection index of the corresponding homologies, and

$$\omega = \begin{cases} e - \gamma_1 & \text{for a circle} \\ (e - \gamma_1)(e - \gamma_2) & \text{for a biangle} \\ (e - \gamma_1)(e - \gamma_2)(e - \gamma_3) & \text{for a triangle} \end{cases} \quad (97)$$

Note that F. Pham considers a Riemann domain that is not necessarily universal, and the summation is held over the sheets of the corresponding Riemann domain.

As it is stressed in [3], although formally the sum in (96) contains an infinite number of terms, only a finite number of them may be non-zero, since Γ may intersect Q only on a finite number of sheets of \tilde{U} .

Combinations of the form $Q\gamma\omega$ with ω defined by (97) play an important role: one can see that

$$\partial(Q\gamma\omega) = 0,$$

and thus one can apply the inflation procedure to such an element of $H_2(\tilde{U}, \tilde{U}' \cup \partial\tilde{\mathbb{B}})$. For a triangle, such an element is studied in Example 3.3.

Formula (96) is mathematically neat but is not easy to apply since one has to compute intersection indices, and this may not be an easy task. As we see below, the matrix formalism computes the intersection indices for us.

5.1.2 How result of Theorem 5.1 can be derived by the matrix formalism

Example 5.1. *Consider the configuration of polygons and base paths shown in Fig. 28. Let singularity σ_2 move along the path λ shown in Fig. 29 (i.e. the situation corresponds to the conditions of Theorem 4.1).*

Consider surface Γ that is a naturally oriented real plane slightly deformed near the singularities according to the bridge symbols shown in Fig. 41, left. Let Γ pass through the reference point located in B .

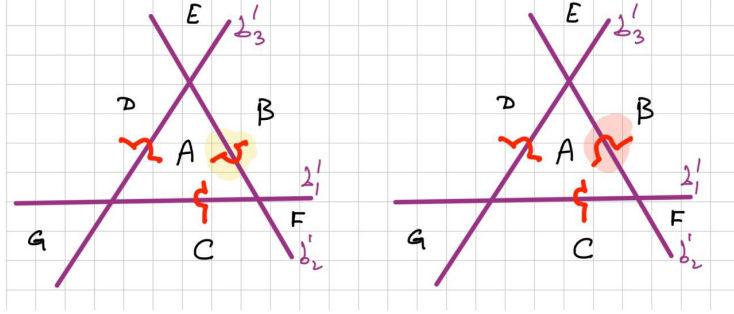


Fig. 41: Bridge notations for Γ

Let us compute $\text{var}_\lambda(\Gamma)$ using the procedure outlined in Subsection 4.2. Let be

$$w = \mathcal{R}(\Gamma) \in H_2(\tilde{U}^*, \partial\tilde{\mathbb{B}}).$$

One can see that the inclusion $H_2(\tilde{U}^*, \partial\tilde{\mathbb{B}}) \hookrightarrow H_2(\tilde{U}, \tilde{U}' \cup \partial\tilde{\mathbb{B}})$ maps w to

$$w = A_e + B_e + C_e + D_e + E_e + F_e + G_e. \quad (98)$$

Indeed, by construction

$$\partial w = 0.$$

Element w corresponds to the vector

$$\mathbf{w} = (e, e, e, e, e, e, e) \in \mathcal{M}_7.$$

According to our scheme, and taking into account Lemma 4.2,

$$\text{var}_\lambda(\Gamma) = \mathcal{E}(\mathbf{w}(\mathbf{T}_3 - \mathbf{I})), \quad (99)$$

where \mathbf{I} is the identity 7×7 matrix (with e on the diagonal), and \mathbf{T}_3 is defined by (59).

Performing simple matrix computations, obtain

$$\mathbf{w}(\mathbf{T}_3 - \mathbf{I}) = (\omega, 0, 0, 0, 0, 0, 0), \quad (100)$$

$$\begin{aligned} \omega &= -e + \gamma_1 + \gamma_2 + \gamma_3 - \gamma_1\gamma_2 - \gamma_2\gamma_3 - \gamma_1\gamma_3 + \gamma_1\gamma_2\gamma_3 = \\ &= -(1 - \gamma_1)(1 - \gamma_2)(1 - \gamma_3). \end{aligned} \quad (101)$$

Thus, (99) gives the same result as (96), provided

$$\langle A_\gamma | \Gamma \rangle = \begin{cases} -1, & \gamma = e, \\ 0, & \gamma \neq e. \end{cases} \quad (102)$$

One can check that (102) is correct by a direct computation.

Example 5.2. Let the singularities σ_j and the bypass λ again correspond to the conditions of Theorem 4.1. Let Γ be a naturally oriented real plane deformed near the singularities according to the bridges shown in Fig. 41, right. Let us compute $\text{var}_\lambda(\Gamma)$.

Let us find $w = \mathcal{R}(\Gamma)$. By applying Proposition 3.7, obtain

$$w = A_e + B_{\gamma_2^{-1}} + C_e + D_e + E_{\gamma_2^{-1}} + F_{\gamma_2^{-1}} + G_e. \quad (103)$$

The element (103) corresponds to the vector

$$\mathbf{w} = (e, \gamma_2^{-1}, e, e, \gamma_2^{-1}, \gamma_2^{-1}, e). \quad (104)$$

According to (99), compute

$$\mathbf{w}(\mathbf{T}_3 - \mathbf{I}) = (0, 0, 0, 0, 0, 0, 0), \quad (105)$$

i.e. the surface Γ is not ramifying under the bypass λ .

In terms of Theorem 5.1, this indeed corresponds to

$$\langle A_\gamma | \Gamma \rangle = 0$$

for all $\gamma \in \mathcal{P}$, i.e. Γ is not “pinched” by singularities $\sigma_1, \sigma_2, \sigma_3$.

From the examples above, one can conclude that the matrix \mathbf{T}_3 (as well as \mathbf{T}_2 and \mathbf{T}_1) implicitly contains some formula enabling one to compute an intersection index between elements of $H_2(\tilde{U}_2, \partial\mathbb{B})$ and $H_2(\tilde{U}, \tilde{U}' \cup \partial\mathbb{B})$.

5.2 Quadratic touch of components of \mathcal{L}

Consider the singularities (83) shown in Fig. 37, left. Such a configuration leads to the Landau set consisting of the parabola σ_1^t and the line σ_2^t (see (85) and Fig. 37, right). These two components have a quadratic touch at $t = (0, 0)$. The fundamental group of $\mathcal{B} = N\mathbb{R}^2 \setminus \mathcal{L}$ has a rather complicated structure (it is not Abelian). Matrices \mathbf{T}_{λ_1} , \mathbf{T}_{λ_2} , \mathbf{T}_{λ_3} given by (88), (90), (95) should provide a representation of $\pi_1(\mathcal{B})$, or at least of its subgroup.

In Appendix E we show that the following lemma is valid (see also [3], V.3.2):

Lemma 5.1. The fundamental group $\pi_1(\mathbb{R}_\delta^2 \setminus \mathcal{L})$, \mathcal{L} defined by (85), is given by the generators $\lambda_1, \lambda_2, \lambda_3$ (shown in Fig. 37, right) and relations

$$\lambda_2 \lambda_3 \lambda_1^{-1} \lambda_3^{-1} = e, \quad \lambda_1 \lambda_3 \lambda_2^{-1} \lambda_3^{-1} = e. \quad (106)$$

Note that the same is valid for the whole $\mathbb{C}^2 \setminus \mathcal{L}$.

By simple matrix computations in Ω , one can easily check that the identities

$$\mathbf{T}_{\lambda_2} \mathbf{T}_{\lambda_3} \mathbf{T}_{\lambda_1}^{-1} \mathbf{T}_{\lambda_3}^{-1} = \mathbf{I}, \quad \mathbf{T}_{\lambda_1} \mathbf{T}_{\lambda_3} \mathbf{T}_{\lambda_2}^{-1} \mathbf{T}_{\lambda_3}^{-1} = \mathbf{I} \quad (107)$$

are valid, where \mathbf{I} is a 8×8 identity matrix. Indeed, these identities guarantee (106).

Besides, one can check that the resulting group is non-commutative. For example,

$$\mathbf{T}_3 \mathbf{T}_1 \neq \mathbf{T}_1 \mathbf{T}_3. \quad (108)$$

Thus, matrices (88)–(95) contain some information about the topology of \mathcal{B} .

5.3 Additive crossing concept

5.3.1 Configuration of singularities

Consider the singularities

$$\sigma = \sigma_1(t) \cup \sigma_2(t) \cup \sigma_3, \quad t = (t_1, t_2) \in N\mathbb{R}^2,$$

$$\sigma_1: z_1 = t_1, \quad \sigma_2: z_2 = t_2, \quad \sigma_3: z_1^2 + z_2^2 - 1 = 0. \quad (109)$$

The real traces of the singularities are shown in Fig. 42.

Introduce the polygons A, \dots, M , the reference point z^* in E far away from the singularities, the generators $\gamma_1, \gamma_2, \gamma_3$ of \mathcal{P} , and the base paths corresponding to the surface Σ shown by the red bridges. As we have demonstrated, this set of graphical objects is enough to use algebraic notations in a non-ambiguous way.

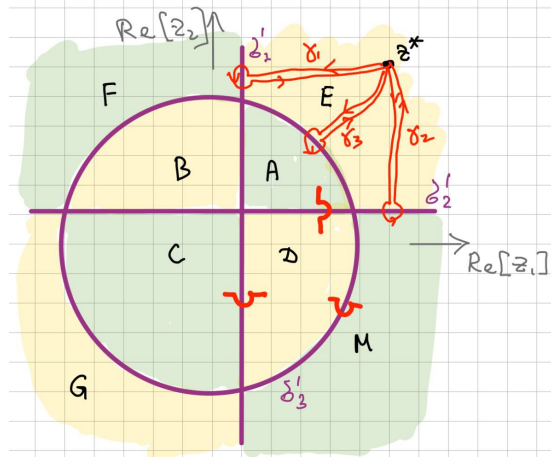


Fig. 42: Polygons and Σ for two lines and a circle

Generally, singularities cross each other tangentially, so $\mathcal{P} = \mathbb{Z}^3$ with the generators γ_j .

5.3.2 Structure of \mathcal{L}

As t varies in $N\mathbb{R}^2$, the configuration of the polygon may become different from the one in Fig. 42. The singular points in the t -space (forming the Landau set \mathcal{L}) correspond to the following topological events:

- One of the triangles A, B, C, D vanish. This yields the complex circle

$$\sigma_c^t: t_1^2 + t_2^2 = 1.$$

- One of two biangles formed by σ_1 and σ_3 vanish. This yields two complex lines

$$\sigma_{1+}^t: t_1 = 1, \quad \sigma_{1-}^t: t_1 = -1.$$

- One of two biangles formed by σ_2 and σ_3 vanish. This yields two complex lines

$$\sigma_{2+}^t : t_1 = 1, \quad \sigma_{2-}^t : t_1 = -1.$$

The set

$$\mathcal{L} = \sigma_c^t \cup \sigma_{1+}^t \cup \sigma_{1-}^t \cup \sigma_{2+}^t \cup \sigma_{2-}^t$$

is shown in Fig. 43.

Introduce the loops $\lambda_{1+}, \lambda_{1-}, \lambda_{2+}, \lambda_{2-}, \lambda_A, \lambda_B, \lambda_C, \lambda_D$ in $\mathcal{B} = N\mathbb{R}^2 \setminus \mathcal{L}$ as shown in the figure. Our aim will be to study the ramification of $H_2(\tilde{U}, \tilde{U}' \cup \partial\tilde{\mathbb{B}})$ as t is carried along these loops.

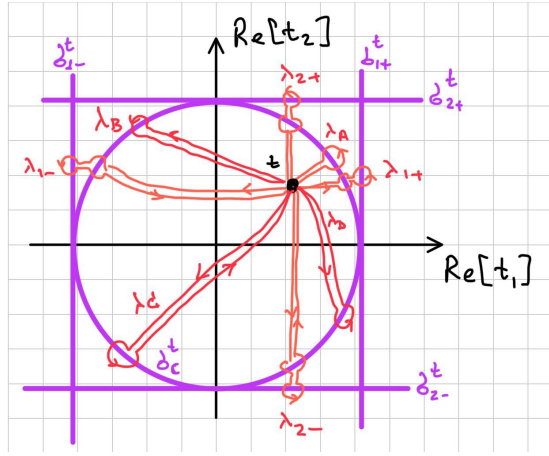


Fig. 43: Components of \mathcal{L} and loops in the t -space

The fundamental group of \mathcal{B} is of course different from \mathcal{P} . For example, \mathcal{P} is Abelian, while $\pi_1(\mathcal{B})$ is not.

5.3.3 Matrices \mathbf{T}_λ

Introduce the basis

$$\mathbf{Q} = \begin{pmatrix} A_e \\ \vdots \\ M_e \end{pmatrix}$$

Using the methods introduced above, one can compute matrices $\mathbf{T}_{\lambda_\alpha}$ describing the ramification of the basis

$$\mathbf{Q} \xrightarrow{\lambda_\alpha} \mathbf{T}_\alpha \mathbf{Q}.$$

These matrices are written below. We use aliases $a \equiv \gamma_1$, $b \equiv \gamma_2$, $c \equiv \gamma_3$ to simplify notations.

$$\mathbf{T}_A = \begin{pmatrix} abc & 0 & 0 & 0 & 0 & 0 & 0 & 0 \\ e - bc & e & 0 & 0 & 0 & 0 & 0 & 0 \\ -e + c & 0 & e & 0 & 0 & 0 & 0 & 0 \\ e - ac & 0 & 0 & e & 0 & 0 & 0 & 0 \\ c - abc & 0 & 0 & 0 & e & 0 & 0 & 0 \\ -c + bc & 0 & 0 & 0 & 0 & e & 0 & 0 \\ 0 & 0 & 0 & 0 & 0 & 0 & e & 0 \\ -c + ac & 0 & 0 & 0 & 0 & 0 & 0 & 0 \end{pmatrix} \quad (110)$$

$$\mathbf{T}_{1+} = \begin{pmatrix} 0 & 0 & 0 & -abc & 0 & 0 & 0 & 0 \\ e & e & 0 & bc & 0 & 0 & 0 & 0 \\ c & 0 & e & e & 0 & 0 & 0 & 0 \\ -ac & 0 & 0 & 0 & 0 & 0 & 0 & 0 \\ c & 0 & 0 & abc & e & 0 & 0 & 0 \\ -c & 0 & 0 & -bc & 0 & e & 0 & 0 \\ -c & 0 & 0 & -c & 0 & 0 & e & 0 \\ ac & 0 & 0 & c & 0 & 0 & 0 & e \end{pmatrix} \quad (111)$$

$$\mathbf{T}_{2+} = \begin{pmatrix} 0 & -abc & 0 & 0 & 0 & 0 & 0 & 0 \\ -bc & 0 & 0 & 0 & 0 & 0 & 0 & 0 \\ c & e & e & 0 & 0 & 0 & 0 & 0 \\ e & ac & 0 & e & 0 & 0 & 0 & 0 \\ c & abc & 0 & 0 & e & 0 & 0 & 0 \\ bc & c & 0 & 0 & 0 & e & 0 & 0 \\ -c & -c & 0 & 0 & 0 & 0 & e & 0 \\ -c & -ac & 0 & 0 & 0 & 0 & 0 & e \end{pmatrix} \quad (112)$$

$$\mathbf{T}_{1-} = \begin{pmatrix} e & a & abc & 0 & 0 & 0 & 0 & 0 \\ 0 & 0 & -abc & 0 & 0 & 0 & 0 & 0 \\ 0 & -ac & 0 & 0 & 0 & 0 & 0 & 0 \\ 0 & ac & a & e & 0 & 0 & 0 & 0 \\ 0 & -ac & -abc & 0 & e & 0 & 0 & 0 \\ 0 & c & abc & 0 & 0 & e & 0 & 0 \\ 0 & ac & c & 0 & 0 & 0 & e & 0 \\ 0 & -ac & -ac & 0 & 0 & 0 & 0 & e \end{pmatrix} \quad (113)$$

$$\mathbf{T}_{2-} = \begin{pmatrix} e & 0 & abc & b & 0 & 0 & 0 & 0 \\ 0 & e & b & bc & 0 & 0 & 0 & 0 \\ 0 & 0 & 0 & -bc & 0 & 0 & 0 & 0 \\ 0 & 0 & -abc & 0 & 0 & 0 & 0 & 0 \\ 0 & 0 & -abc & -bc & e & 0 & 0 & 0 \\ 0 & 0 & -bc & -bc & 0 & e & 0 & 0 \\ 0 & 0 & c & bc & 0 & 0 & e & 0 \\ 0 & 0 & abc & c & 0 & 0 & 0 & e \end{pmatrix} \quad (114)$$

Using matrix algebra, we can check some identities expressing non-trivial topological properties of \mathcal{B} . Namely, for example,

$$\mathbf{T}_{2+} \mathbf{T}_A \mathbf{T}_{2+}^{-1} \mathbf{T}_B^{-1} = \mathbf{I}, \quad \mathbf{T}_{2+} \mathbf{T}_B \mathbf{T}_{2+}^{-1} \mathbf{T}_A^{-1} = \mathbf{I}, \quad (115)$$

that are representations of relations (106) for a quadratic touch of σ_{2+}^t and σ_c^t .

Introduce the bypasses

$$\tilde{\lambda}_{1+} = \lambda_{1+} \lambda_A^{-1}, \quad \tilde{\lambda}_{2+} = \lambda_{2+} \lambda_A^{-1},$$

that are simple loops about σ_{1+}^t and σ_{2+}^t , respectively (see Fig. 44). These loops are described by matrices

$$\tilde{\mathbf{T}}_{1+} \equiv \mathbf{T}_{1+} \mathbf{T}_A^{-1}, \quad \tilde{\mathbf{T}}_{2+} \equiv \mathbf{T}_{2+} \mathbf{T}_A^{-1}, \quad (116)$$

One can check directly that

$$\tilde{\mathbf{T}}_{1+} \tilde{\mathbf{T}}_{2+} = \tilde{\mathbf{T}}_{2+} \tilde{\mathbf{T}}_{1+} \quad (117)$$

This identity reflects the fact that the corresponding simple loops commute in $\pi_1(\mathcal{B})$ since σ_{1+}^t and σ_{2+}^t intersect transversally.

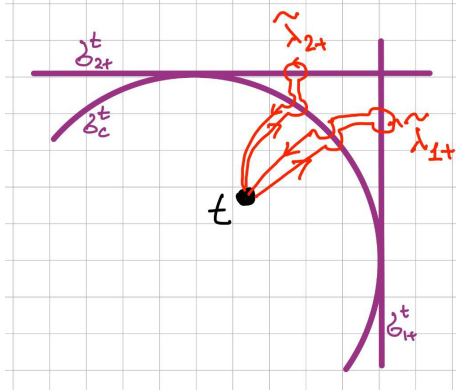


Fig. 44: Simple loops $\tilde{\lambda}_{1+}$ and $\tilde{\lambda}_{2+}$

5.3.4 The “additive crossing” identity and its meaning

One can check by direct matrix computations in Ω that

$$\mathbf{I} + \tilde{\mathbf{T}}_{1+} \tilde{\mathbf{T}}_{2+} = \tilde{\mathbf{T}}_{1+} + \tilde{\mathbf{T}}_{2+}. \quad (118)$$

This identity seems to be important for application since it is connected with the concept of *additive crossing* of the lines σ_{1+}^t and σ_{2+}^t . Let us explain this.

Consider an integral (1) with $F(z; t)$ having singularities (109), for example, the integral (2). Let

$$\Gamma = \mathcal{E}(w) = \mathcal{E}(\mathbf{w}\mathbf{Q}) \quad (119)$$

for some $\mathbf{w} \in \mathcal{M}_8$ provided $\partial w = 0$. Fix some point t , take the value $I(t)$ and denote it by $I_e(t)$. Continue $I(t)$ along $\tilde{\lambda}_{1+}$ starting from the fixed point, and denote the value at the ending point by $I_{\tilde{\lambda}_{1+}}(t)$. Similarly, introduce $I_{\tilde{\lambda}_{2+}}(t)$ and $I_{\tilde{\lambda}_{1+}\tilde{\lambda}_{2+}}(t)$.

Let λ be a path in \mathcal{B} going from t to t . Indeed, $I(t)$ cannot have singularities other than on \mathcal{L} , so $I(t)$ can be continued along λ . According to the procedure of analytical continuation, the continued value is as follows:

$$I_\lambda(t) = \int_{\psi_\lambda(\Gamma)} F(z; t) dz_1 \wedge dz_2. \quad (120)$$

The theorems from this paper yield

$$\psi_\lambda(\Gamma) = \mathcal{E}(\mathbf{w}\mathbf{T}_\lambda\mathbf{Q}). \quad (121)$$

Consider the value

$$I'(t) = I_e(t) + I_{\tilde{\lambda}_{1+}\tilde{\lambda}_{2+}}(t) - I_{\tilde{\lambda}_{1+}}(t) - I_{\tilde{\lambda}_{2+}}(t). \quad (122)$$

By linearity,

$$I'(t) = \int_{\Gamma'} F(z; t) dz_1 \wedge dz_2, \quad (123)$$

where

$$\Gamma' = \mathcal{E}\left(\mathbf{w}(\mathbf{I} + \mathbf{T}_{\tilde{\lambda}_{1+}\tilde{\lambda}_{2+}} - \mathbf{T}_{\tilde{\lambda}_{1+}} - \mathbf{T}_{\tilde{\lambda}_{2+}})\mathbf{Q}\right). \quad (124)$$

According to (118),

$$\Gamma' = \mathcal{E}(0) = 0, \quad (125)$$

and thus $I'(t) = 0$. Finally, we can write

$$I_e(t) + I_{\tilde{\lambda}_{1+}\tilde{\lambda}_{2+}}(t) = I_{\tilde{\lambda}_{1+}}(t) + I_{\tilde{\lambda}_{2+}}(t). \quad (126)$$

This identity is valid for t taken in some complex domain, thus it can be continued to the whole domain of analyticity of $I(t)$.

Note that (126) has a purely topological nature, and it is not based on particular properties of $F(z; t)$ ((2) is just an example).

In [6] the authors referred to functions having property (126) as having *additive crossing* of singularities σ_{1+}^t and σ_{2+}^t . The reason for this naming is explained in [6]: under simple growth conditions, (126) means that at least on a certain sheet of its Riemann surface $I(t)$ can be written near $\sigma_{1+}^t \cap \sigma_{2+}^t = (1, 1)$ as

$$I(t) = I_1(t) + I_2(t), \quad (127)$$

where $I_1(t)$ has singularity only at σ_{1+}^t , and $I_2(t)$ — only at σ_{2+}^t .

The concept of additive crossing is then used in the estimation of Fourier integrals containing large parameters [13]. Namely, the authors claim that while, generally, a crossing of two singularities gives a contribution to the asymptotics of an integral, a contribution of an additive crossing is always zero.

6 Conclusion

The main results of the paper are as follows:

- For the part of complex space \mathbb{C}^2 close to the real plane (denoted $N\mathbb{R}^2$) convenient graphic notations are introduced. They allow one to denote paths and loops bypassing the singularities in a clear and unambiguous way. Moreover, these notations enable one to visualize homologies from $H_2(\tilde{U}_2, \partial\tilde{\mathbb{B}})$ (say, surfaces of integration).
- The theorem of inflation (Theorem 3.1) is proven. This allows us to study the ramification of the relative homologies from $H_2(\tilde{U}, \tilde{U}' \cup \partial\tilde{\mathbb{B}})$ instead of $H_2(\tilde{U}_2, \partial\tilde{\mathbb{B}})$. The group $H_2(\tilde{U}, \tilde{U}' \cup \partial\tilde{\mathbb{B}})$ is an object simpler than $H_2(\tilde{U}_2, \partial\tilde{\mathbb{B}})$: it is isomorphic to the module \mathcal{M}_k , and its basis is known. Due to linearity, the ramification of $H_2(\tilde{U}, \tilde{U}' \cup \partial\tilde{\mathbb{B}})$ can be studied only for the basis. The ramification of the basis is described linearly, i.e. by a matrix multiplication.
- Matrices describing the basis transformation for several elementary cases ((59), (64), (66), (68)) are derived. We claim that together with an auxiliary formula (26) this set of formulas is enough to describe the ramification along any loop in any reasonable configuration. Thus, a description of the ramification can be obtained in the matrix form algorithmically.
- Several examples of computations based on the matrix method are given. Even in the simplest considered cases, the computations demonstrate that the matrices built for the description of the ramification of $H_2(\tilde{U}, \tilde{U}' \cup \partial\tilde{\mathbb{B}})$ contain important topological information. Namely, these matrices enable one to compute intersection indices in the z -space between the elements of $H_2(\tilde{U}_2, \partial\tilde{\mathbb{B}})$ and $H_2(\tilde{U}, \tilde{U}' \cup \partial\tilde{\mathbb{B}})$, provide non-trivial relations for the fundamental group of \mathcal{B} in the t -space, and, most surprisingly, provide the additive crossing relations for integrals.

As directions for future work, we are going to weaken some restrictions imposed on the singularities and apply the result to integrals emerging in the 2D Wiener–Hopf problems.

Acknowledgements

For A.V.Shanin, the study was conducted under the state assignment of Lomonosov Moscow State University.

7 Appendix A. Proof of Lemma 2.1

a) Perform a biholomorphic coordinate change $z \rightarrow w = (w_1, w_2)$ such that

$$w_1 = g_j(z).$$

The singularity σ_j becomes given by $w_1 = 0$. It is quite clear that the fundamental group of $D \setminus \sigma$ is \mathbb{Z} with a simple loop γ^{el} about $w_1 = 0$ as a generator.

We should prove that there are no “external” relations, i.e. that there exists no homotopy making $(\gamma^{el})^\nu = e$ in $\mathcal{X} \setminus \sigma$ outside D . For this, consider the function

$$f(z) = \log(g_j(z))$$

in $\mathcal{X} \setminus \sigma$. By construction, this function is single-valued on the universal Riemann domain. The values of this function are different for different ν , so such external homotopy cannot exist.

b) First, let us prove that all paths $\gamma'' \in \Pi_D(z', z)$ are homotopic to each other. For this, use the coordinates w introduced above. Let for simplicity the coordinates w_2 of z and z' be both equal 0. Let also be $\text{Arg}[w_1] = 0$ for z' .

Let the path γ'' be parametrized by a variable $\tau \in [0, 1]$, i.e.

$$\gamma'' : \quad w_1 = w_1(\tau), \quad w_2 = w_2(\tau).$$

Consider the following homotopy parametrized by $\alpha \in [0, 1]$:

$$w_1(\tau; \alpha) = |w_1(\tau)| \exp\{i(1 - \alpha)\text{Arg}[w_1(\tau)]\}, \quad w_2(\tau; \alpha) = (1 - \alpha)w_2(\tau).$$

This homotopy “unwinds” a path γ'' into a straight segment.

Second, any path $\gamma \in \Pi(z^*, z)$ can be represented as

$$\gamma = \gamma' \gamma''$$

for some $\gamma' \in \Pi(z^*, z')$, $\gamma'' \in \Pi(z', z)$. Let there be two such representations: $\gamma_1 = \gamma'_1 \gamma''_1$ and $\gamma_2 = \gamma'_2 \gamma''_2$, and let γ_1 and γ_2 be connected by a homotopy. We have to show that

$$\gamma'_2 = \gamma'_1 \gamma_D, \quad \gamma_D \in \Pi_D(z', z').$$

Let there be the homotopy variable be $\alpha \in [0, 1]$, providing $\gamma(\tau; \alpha)$ with $\gamma(\tau; 0) = \gamma_1$, $\gamma(\tau; 1) = \gamma_2$. By remapping the variable τ if necessary, we can achieve the following: there will exist some τ' such that

$$\gamma(\tau'; 0) = z',$$

$$\gamma(\tau'; 1) = z',$$

$$\gamma(\tau; \alpha) \in D \quad \text{for} \quad \tau' \leq \tau \leq 1$$

Then, γ_D is formed by the points $\gamma(\tau', \alpha)$ for $\alpha \in [0, 1]$.

8 Appendix B. Visual notations for paths and loops

8.1 Bridge notations for paths

Consider the domain $N\mathbb{R}^2 \setminus \sigma$ of variable z with the singularities σ having the real property. Here we introduce convenient notations to describe graphically

paths in $N\mathbb{R}^2 \setminus \sigma$. We are particularly interested in paths connecting real points of $N\mathbb{R}^2 \setminus \sigma$; such points will be denoted by the symbol $x = (x_1, x_2)$ rather than $z = (z_1, z_2)$.

Let the beginning and the end of some path are some points x^b and x^e belong to $\mathbb{R}^2 \setminus \sigma'$. Our aim is to describe a path γ going from x^b to x^e in $N\mathbb{R}^2 \setminus \sigma$.

Project the path γ onto the plane \mathbb{R}^2 . The result is the contour γ' . This contour can cross some traces σ'_j . We assume that each such crossing is simple, i.e. γ' does not pass through crossings $\sigma'_j \cap \sigma'_k$.

At each crossing point $\gamma' \cap \sigma'_j$ we should show how the contour γ bypasses σ_j . Consider a point $z^* = (z_1^*, z_2^*) \in \sigma'_j$. Introduce local variables (ν, τ) near z^* by the formulas

$$\nu = g(z_1, z_2), \quad \tau = -(z_1 - z_1^*) \sin \phi + (z_2 - z_2^*) \cos \phi, \quad (128)$$

where ϕ is an angle between the normal vector to σ'_j and the real axis z_1 (see Fig. 45, top left). Note that ϕ is a real angle, and g has real values for real z , however we treat (128) as a complex transformation. We say that ν is the *transversal variable*.

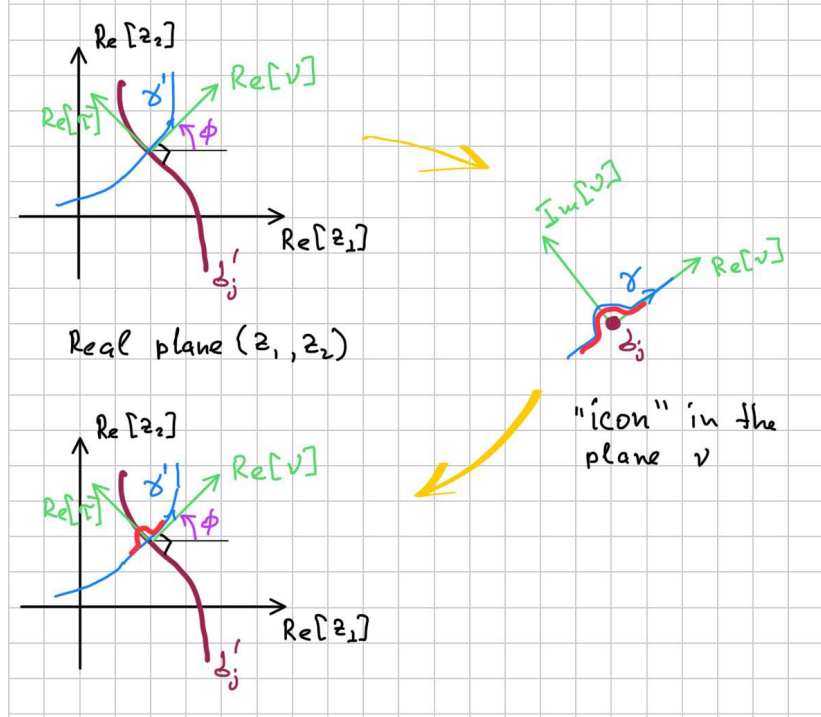


Fig. 45: Icon in the plane ν

Consider (locally) the projection of the contour γ onto the complex plane ν (see Fig. 45, right). The singularity σ_j is depicted in the figure by the point

$\nu = 0$. The contour γ projected onto the ν -plane coincides with the real axis almost everywhere, and it should bypass the origin either above or below. A bypass above or below is drawn in the usual 1D complex analysis by a bridge, and we plan to use this bridge as an “icon”.

As shown in Fig. 45, the local graph (the right part of the figure) in the ν -plane is drawn in such a way that the real axis of ν is collinear to the real axis of ν -plane in the $(\text{Re}[z_1], \text{Re}[z_2])$ -coordinates (the top left part of the figure).

Then, we put the local graph atop the graph in the $(\text{Re}[z_1], \text{Re}[z_2])$ -coordinates (see Fig. 45, bottom left). The bridge becomes placed on γ' , and it shows how γ bypasses σ_j .

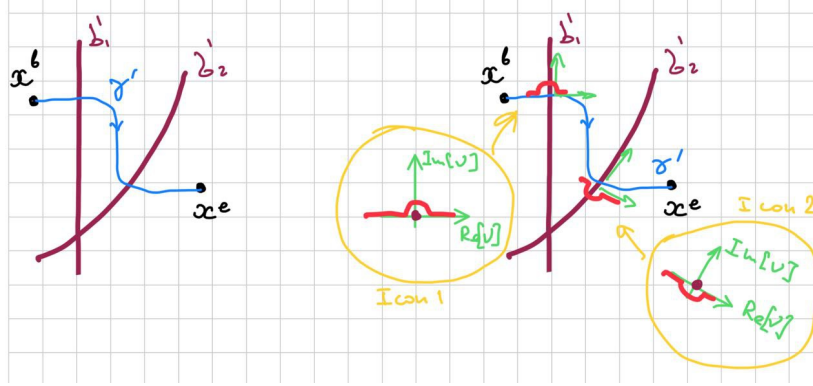


Fig. 46: Projection γ' (left); icons at the crossings (right)

The bridge notations for integration surfaces are introduced in [13], where one can find some details.

The bridge notations happen to be a flexible and convenient way to display topological objects in $N\mathbb{R}^2$. Two bridges related to the same component σ_j are equivalent if they can be obtained from each other either by continuous rotation (such that the “stems” of the bridge do not become parallel to σ') or by parallel sliding along σ_j . As γ moves homotopically in $N\mathbb{R}^2$, a bridge may change only to an equivalent one.

Another example of bridges is shown in Fig. 46. For display purposes, we integrate the bridge notations in the contour γ' and obtain contour γ'' (see Fig. 47).

8.2 An addition to bridges: small loops

Beside the bridge notations, we introduce small loop notations. Namely, a projection of γ onto the plane of the transversal variable ν can make a full circle about $\nu = 0$, i.e. about the singularity. A corresponding icon is put on γ (see Fig. 48), left. Indeed, a small loop is represented as a combination of two bridges (see the right part of the figure).

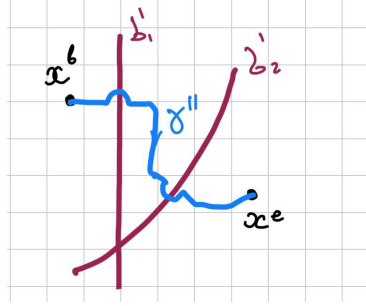


Fig. 47: The resulting contour γ''

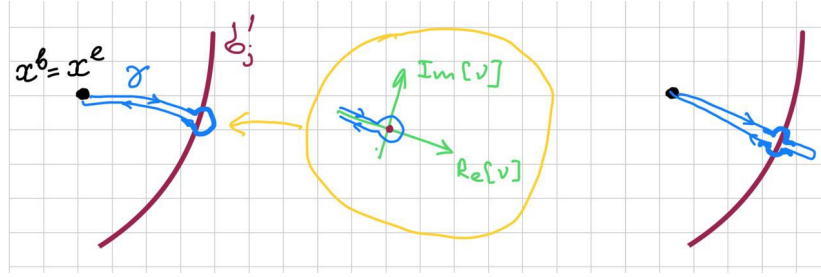


Fig. 48: A small loop on γ

8.3 Bridge notations for surfaces

Let Σ be a surface coinciding with the real plane of variables (z_1, z_2) almost everywhere and slightly deformed (indented) to avoid singularity components σ_j having the real property. The bridge notation can be used to indicate the indentation of the surface. Namely, consider Σ near some point z^* belonging to σ'_j and not belonging to other singularity components. Take some contour $\gamma \subset \Sigma$, such that the projection of γ onto the real plane denoted γ' passes through z^* (see Fig. 49). The same is done for all other components of singularity. Thus, one obtains a set of bridges showing how Σ bypasses near each of the singularity components.

In [13], we formulate some rules of usage of the bridge symbol for surfaces:

- The bridge symbol can be rotated continuously about z^* unless the “stems” become tangent to σ'_j at z^* .
- The bridge symbol can be carried continuously along a component σ'_j . Thus, it is enough to define the bridge symbol at a single point of σ'_j , then one can carry the bridge it along σ'_j (see Fig. 50, left). Note that, in particular, the bridge symbol can be carried through a crossing point of two singularity components.
- Let z^* be a point of *transversal* crossing of two singularity components σ'_j

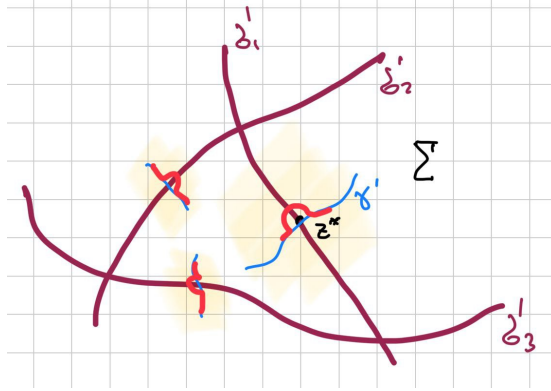


Fig. 49: Indentation of a surface

and σ'_k . The bridge symbols corresponding to these components can be chosen independently.

- Let z^* be a point of *tangential* crossing of two singularity components σ'_j and σ'_k . The bridge symbols corresponding to these components should match (see Fig. 50, right).

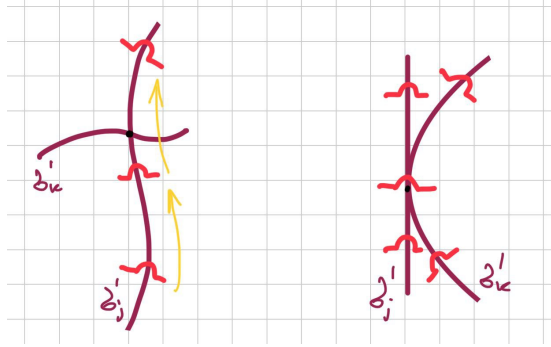


Fig. 50: Rules for bridges indicating indentation of a surface

9 Appendix C. Proof of the theorem of inflation

9.1 A formal proof

We outline here the proof of Theorem 3.1 not going deep into the details.

Step 1. The space $N\mathbb{R}^2 \setminus \sigma$ (all crossings of singularity components are transversal) has a strict deformation retract \tilde{U} that is an assembly of polygons, thin

tubes (built around the singularity components σ_j), and tori (built around the crossings of the singularity components). A sketch of such a retract is shown in Fig. 51.

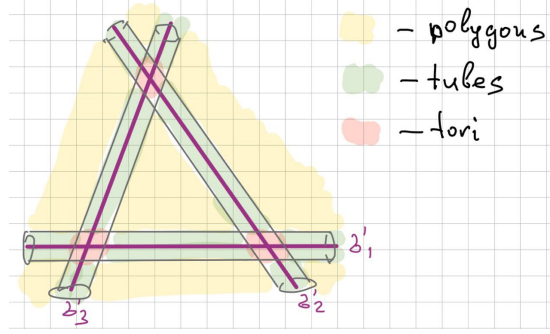


Fig. 51: Different parts of the retract of $H_2(N\mathbb{R}^2 \setminus \sigma)$

The structure of this retraction is as follows. Define retractions ρ_0 and ρ_1 of $N\mathbb{R}^1$ and $N\mathbb{R}^1 \setminus \{0\}$ as shown in Fig. 52. The retract is shown by red curves in both cases. In a polygon zone (see Fig. 51), one can take z_1 and z_2 as w , and build (locally) the retraction as $\rho_0 \times \rho_0$ in these variables. In a tube zone, one takes locally w_1 as the variable tangential to the singularity, and w_2 as the transversal one. Then the retraction is $\rho_0 \times \rho_1$. The product of the line and the circle makes a cylinder. Finally, in a torus zone one takes w_1 and w_2 as transversal variables to the singularity components, and the retraction is $\rho_1 \times \rho_1$. The product of two circles is a torus. Gluing together the local retractions does not make a problem in $N\mathbb{R}^2$.

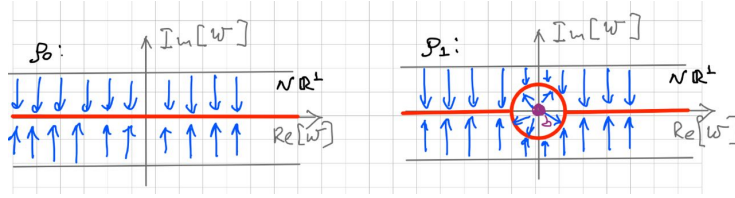


Fig. 52: Elementary deformation retractions of $N\mathbb{R}^1$

Denote the retract obtained as the result of this procedure by \check{U} .

Step 2. Equip \check{U} with the structure of the universal Riemann domain, i.e. consider the set of points (p, γ) , where $p \in \check{U}$, and γ is a path from some reference point p^* to p going in \check{U} . Denote the set of such pairs by $\check{\tilde{U}}$. By construction, $\check{\tilde{U}}$ is a deformation retract of \tilde{U}_2 .

Let us reveal the local structure of $\check{\tilde{U}}$, i.e. study how the procedure of equipping a point with a path-index affects the elements of $\check{\tilde{U}}$. Study the 1D factors. A single line (Fig. 52, left) is transformed in a trivial way, and two lines and a

circle (Fig. 52, right) are transformed as shown in Fig. 53.

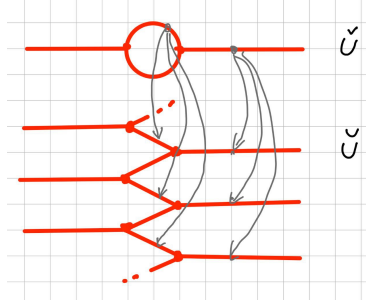


Fig. 53: Transition from \tilde{U} to \check{U} for the retract shown in Fig. 52, right

Thus, locally, a neighborhood of a tube is converted into a product of a line and a construction of Fig. 53, and a vicinity of a torus is converted into a product of two such constructions. Again, local structures are glued together in a simple way.

Step 3. The construction in the bottom of Fig. 53 consists of “floors” and “ladders”. A contraction of all “ladders” to a point produces a homotopically equivalent structure (see Fig. 54). Indeed, the same is valid for products of such structures.

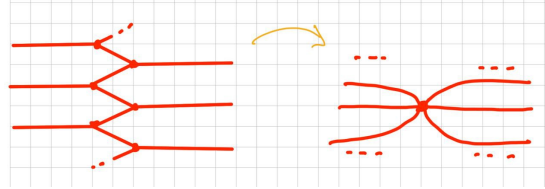


Fig. 54: Contraction of “ladders”

Finally, we contract all ladders in all factors, and get a topological space homotopically equivalent to \check{U} . Note that this space is the retract $\mathcal{R}(\tilde{U})$. Thus, we have proven that the retract of \tilde{U}_2 is homotopically equivalent to the retract of \tilde{U} . Indeed, Theorem 3.1 follows from this fact.

9.2 Building of \mathcal{E}

The proof above is rather formal. Here we would like to construct explicitly the inflation operator \mathcal{E} , since it may be useful both for the computation of intersection indices and for building the integration surfaces. The operator \mathcal{E} is based on Fig. 51: an element of \tilde{U} is first retracted to \tilde{U}^* , then the parts in the polygon zones are left at their places, and the parts falling in tube and

tori zones are inflated to coverings of tubes and tori (or their parts). Below we explain how this is done.

Inflating the edge parts. Let $w \in H_2(\tilde{U}^*, \partial\tilde{\mathbb{B}})$ be the element for which we are building $\mathcal{E}(w) \in H_2(\tilde{U}_2, \partial\tilde{\mathbb{B}})$. Represent w as the sum

$$w = \sum_m \sum_{j=1}^k \sum_{\gamma \in \mathcal{P}} \alpha_{j,\gamma,m} Q_\gamma^j \quad (129)$$

with $\alpha_{j,\gamma,m} = \pm 1$, index m is added to avoid integer coefficients α not equal to ± 1 (i.e. all terms in (129) are separate polygons). Each term of the sum belongs to $H_2(\tilde{U}, \tilde{U}' \cup \partial\tilde{\mathbb{B}})$.

Apply the “boundary” homomorphism operator ∂ to (129). On the one hand, on the right, the result is a sum of sides of polygons, all belonging to $H_1(\tilde{U}_1, \tilde{U}_0 \cup \partial\tilde{\mathbb{B}})$. On the other hand, on the left, the result is 0. Let the sides of the polygons cancel each other by pairs. Take a pair of such polygons (let them be $\alpha_1 Q_{\gamma_1}^1$ and $\alpha_2 Q_{\gamma_2}^2$) having a common side $a_\gamma \in H_1(\tilde{U}_1, \tilde{U}_0 \cup \partial\tilde{\mathbb{B}})$, one with the plus sign and another with the minus sign. If Q^1 is the same polygon as Q^2 , the signs α_1 and α_2 should be opposite, and if Q^1 and Q^2 are neighboring polygons, then the signs α_1 and α_2 should be the same.

According to Lemma 2.1, one can connect the polygons $\alpha_1 Q_{\gamma_1}^1$ and $\alpha_2 Q_{\gamma_2}^2$ by a surface belonging to the cylindrical part of the retract. Such a connection for the cases of similar and different Q^1 and Q^2 is shown in Fig. 55. We take this connection (shown in blue) as the cylindrical part of the inflated homology. The angles covered by the parts of the cylinder are shown to be 2π and π , but they depend on the indices γ_1, γ_2 and may be different.

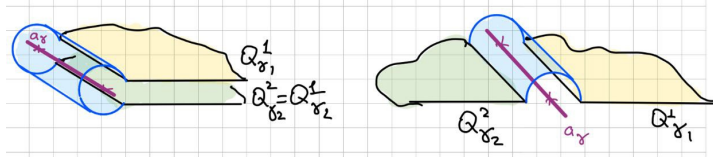


Fig. 55: Inflating the edge parts

Inflating the vertex parts. Consider again the sum (129) and the splitting of the faces into pairs with respect to the boundary elements that has been used above. Take some point belonging to \tilde{U}_0 (a vertex) and build a sequence of faces (the terms of (129)) and edges (fragments of the boundaries of the terms of (129), i.e. elements of $H_1(\tilde{U}_1, \tilde{U}_0 \cup \partial\tilde{\mathbb{B}})$) incident to this vertex. For this, take some face, say $Q_{\gamma_1}^1$, incident to the selected vertex. There are two edges of this face, say a_{γ_2} and b_{γ_3} , meeting at the vertex. Take one of these edges, say b_{γ_3} . Find another face forming a pair with $Q_{\gamma_1}^1$ with respect to b_{γ_3} , let this face be $Q_{\gamma_4}^2$. Find the second edge of $Q_{\gamma_4}^2$ incident to the selected vertex (let it be c_{γ_5}), etc. Thus, get the sequence

$$Q_{\gamma_1}^1 \rightarrow b_{\gamma_3} \rightarrow Q_{\gamma_4}^2 \rightarrow c_{\gamma_5} \dots$$

After a finite number of steps, this sequence should come back to $Q_{\gamma_1}^1$. As a result, get a cyclical sequence.

Starting from another face incident to the same vertex, we get another cyclical sequence, and after some iterations, we split all faces and edges incident to the selected vertex into cyclical sequences.

Two examples of such a cyclical sequence are shown in Fig. 56. In the left part of the figure, w is composed of four different sectors, and in the right part, there are four copies of one sector, taken for different paths. In both cases, the sequence consists of four faces and four edges. For the left part, the sequence is

$$A_e \rightarrow b \rightarrow B_e \rightarrow c \rightarrow C_e \rightarrow d \rightarrow D_e \rightarrow a \rightarrow A_e$$

(we don't write down the path-indices for the edges since they can be found from the path-indices of the faces to which they are incident).

For the right part, the sequence is

$$A_e \rightarrow b \rightarrow -A_{\gamma_1} \rightarrow c \rightarrow A_{\gamma_1\gamma_2} \rightarrow d \rightarrow -A_{\gamma_2} \rightarrow a \rightarrow A_e.$$

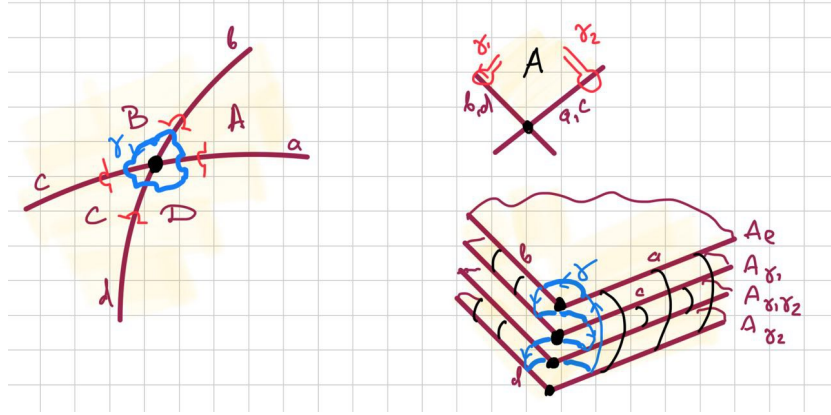


Fig. 56: A cyclical sequence of faces and edges at a vertex

For each cyclical sequence one can build a contour γ near the vertex. Examples of this contour are drawn in Fig. 56 in blue. Assume that this contour lies in a small ball D with the center located at the vertex. The contour γ can be drawn in the bridge/loop style, as above (see Fig. 56, left, and Fig. 57, left). The contour γ can be considered as a boundary of a vertex (torus) part of $\mathcal{E}(w)$. Let us build this part.

Let the vertex be a crossing of the singularities σ_1 and σ_2 having defining functions g_1 and g_2 . Introduce the local variables

$$\nu_1 = g_1(z), \quad \nu_2 = g_2(z)$$

and the angles

$$\varphi_1 = \text{Arg}[\nu_1], \quad \varphi_2 = \text{Arg}[\nu_2].$$

Draw the contour γ in the coordinates (φ_1, φ_2) (Fig. 57, right). The result is always a closed polygon since γ is closed in \tilde{U}_2 .

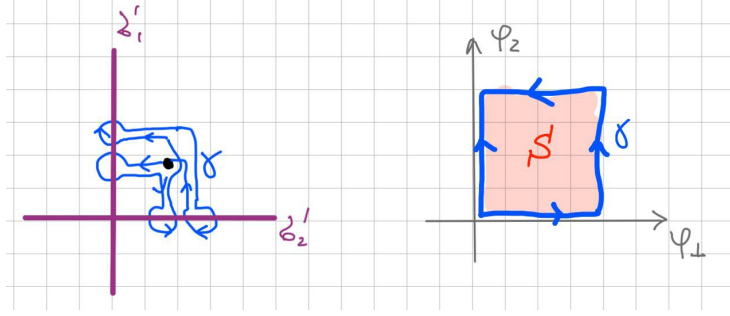


Fig. 57: Contour $\gamma \in H_2(\tilde{U}_2)$ drawn near a vertex

Fill the polygon bounded by γ , i.e. find a chain S in the plane (φ_1, φ_2) such that $\partial S = \gamma$ (here ∂ is just a boundary operator). Indeed, it is possible since the H_1 group of the plane is trivial. An example of the chain S is shown in Fig. 57, right.

The corresponding vertex part of $\mathcal{E}(w)$ is given by

$$\nu_1 = \rho_1(\varphi_1, \varphi_2)e^{i\varphi_1}, \quad \nu_2 = \rho_2(\varphi_1, \varphi_2)e^{i\varphi_2},$$

where $(\varphi_1, \varphi_2) \in S$. Functions ρ_1, ρ_2 are positive real and continuous, taken in such a way that the boundary of the vertex part can be attached to the cylindrical edge parts constructed above.

Thus, we described \mathcal{E} as an assembly of face, edge, and vertex parts that can be attached to each other.

10 Appendix D. Computation of matrices for elementary transformations

10.1 Proof of Theorem 4.1

We should prove that

$$A_e \xrightarrow{\lambda} A_{\gamma_1 \gamma_2 \gamma_3}, \quad (130)$$

$$B_e \xrightarrow{\lambda} B_e + A_{\gamma_2} - A_{\gamma_1 \gamma_2 \gamma_3}, \quad (131)$$

$$C_e \xrightarrow{\lambda} C_e + A_{\gamma_1} - A_{\gamma_1 \gamma_2 \gamma_3}, \quad (132)$$

$$D_e \xrightarrow{\lambda} D_e + A_e - A_{\gamma_1 \gamma_2 \gamma_3}, \quad (133)$$

$$E_e \xrightarrow{\lambda} E_e - A_{\gamma_2 \gamma_3} + A_{\gamma_1 \gamma_2 \gamma_3}, \quad (134)$$

$$F_e \xrightarrow{\lambda} F_e - A_{\gamma_1 \gamma_2} + A_{\gamma_1 \gamma_2 \gamma_3}, \quad (135)$$

$$G_e \xrightarrow{\lambda} G_e - A_{\gamma_1\gamma_3} + A_{\gamma_1\gamma_2\gamma_3}. \quad (136)$$

As an example, we focus on (131), all other formulas are proven in the same way. We make three steps.

The computation (130) is the simplest. Indeed, under monodromy, the projection of this cycle into the base will go into itself, and it is enough to calculate in which sheet the central point z_A of A will be. It is easy to understand that point z_A under the action of the bypass λ will go along the loop $\gamma_1\gamma_3$, but the bypass λ will also act on the bridge via σ_2 (and to the corresponding path), mapping the sheet e to the sheet γ_2 . Thus, the point z_A will be in the sheet $\gamma_1\gamma_2\gamma_3$.

Step 1. Let us demonstrate that

$$B_e \xrightarrow{\lambda} B_e + \alpha_1 A_{\gamma'} + \alpha_2 A_{\gamma''}, \quad (137)$$

where the values $\alpha_1, \alpha_2 = \pm 1$, $\gamma', \gamma'' \in \mathcal{P}$ are to be determined. In other words, we are proving that $\text{var}_\lambda(B_e)$ consists of two samples of triangle A taken on different sheets of \tilde{U} and possibly oriented in a different way.

Denote the right-hand side of (137) by $\psi_\lambda(B_e)$. Note that $\psi_\lambda(B_e)$ (more rigorously, a representative of this class) can be built explicitly. Let λ be a loop shown in Fig. 29. In the t -plane, the Landau set being defined by $t = t^*$. Let this loop be parametrized by some real variable τ , i.e.

$$\lambda : \quad t = t(\tau), \quad \tau \in [0, 1].$$

For each τ find the crossing points

$$M_1(\tau) = \sigma_1 \cap \sigma_2(t(\tau)), \quad M_3(\tau) = \sigma_3 \cap \sigma_2(t(\tau)).$$

Build a straight segment $[M_1(\tau) M_3(\tau)]$ belonging to the complex line $\sigma_2(t(\tau))$.

As t runs along λ , a family of such segments is formed. Taking the circular arc in Fig. 22 vanishingly small (this corresponds to retraction \mathcal{R}), we find that this family can be deformed into two samples of triangle A on different sheets. On the other hand, one can see by construction that this family (taken with an appropriate orientation) is $\text{var}_\lambda(B_e)$.

Step 2. Consider the lines $\sigma'_1, \sigma'_2, \sigma'_3$. They are split by crossing points into segments and half-lines a^j, b^j, c^j , $j = 1, 2, 3$ as it is shown in Fig. 58. These elements, oriented as it is shown in the figure, form a basis of $H_1(\sigma, \sigma^{(0)} \cup \partial\tilde{\mathbb{B}})$.

These elements can be taken with path-indices: e.g. b_γ^2 , where γ are left cosets in \mathcal{P} in accordance with Lemma 2.1. The cosets are labeled by their representatives in \mathcal{P} . Such path-indexed segments form a basis of $H_1(\tilde{U}_1, \tilde{U}_0 \cup \partial\tilde{\mathbb{B}})$. Note that elements of $H_1(\tilde{U}_1, \tilde{U}_0 \cup \partial\tilde{\mathbb{B}})$ are parts of boundaries of elements of $H_2(\tilde{U}, \tilde{U}' \cup \partial\tilde{\mathbb{B}})$.

We will need the following result:

Proposition 10.1. *The elements a_e^j, b_e^j, c_e^j are transformed under the bypass λ (shown in Fig. 29) as follows:*

$$a_e^1 \xrightarrow{\lambda} a_e^1 + b_{\gamma_3}^1 - b_{\gamma_2\gamma_3}^1, \quad b_e^1 \xrightarrow{\lambda} b_{\gamma_2\gamma_3}^1, \quad c_e^1 \xrightarrow{\lambda} c_e^1 + b_{\gamma_2}^1 - b_{\gamma_2\gamma_3}^1, \quad (138)$$

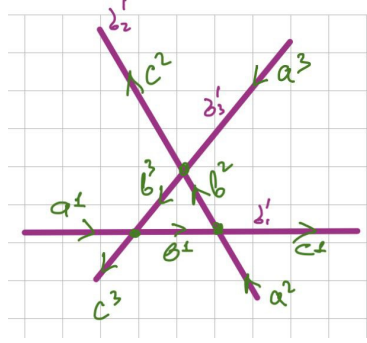


Fig. 58: Boundaries of elements of $H_2(\tilde{U}, \tilde{U}')$

$$a_e^2 \xrightarrow{\lambda} a_e^2 + b_{\gamma_1}^2 - b_{\gamma_1 \gamma_3}^2, \quad b_e^2 \xrightarrow{\lambda} b_{\gamma_1 \gamma_3}^2, \quad c_e^2 \xrightarrow{\lambda} c_e^2 + b_{\gamma_3}^2 - b_{\gamma_2 \gamma_3}^2, \quad (139)$$

$$a_e^3 \xrightarrow{\lambda} a_e^3 + b_{\gamma_2}^3 - b_{\gamma_1 \gamma_2}^3, \quad b_e^3 \xrightarrow{\lambda} b_{\gamma_1 \gamma_2}^3, \quad c_e^3 \xrightarrow{\lambda} c_e^3 + b_{\gamma_1}^3 - b_{\gamma_1 \gamma_2}^3. \quad (140)$$

To prove this proposition, consider a one-dimensional problem. Say, take σ_1 that is a complex plane \mathbb{C} . There are two singular points in this plane, 1 and 2, shown in Fig. 59, that correspond to $\sigma_1 \cap \sigma_3$ and $\sigma_2 \cap \sigma_3$, respectively. Introduce the universal Riemann domain \tilde{U}^{1D} in $N\mathbb{R}^1$ with respect to these singularities.

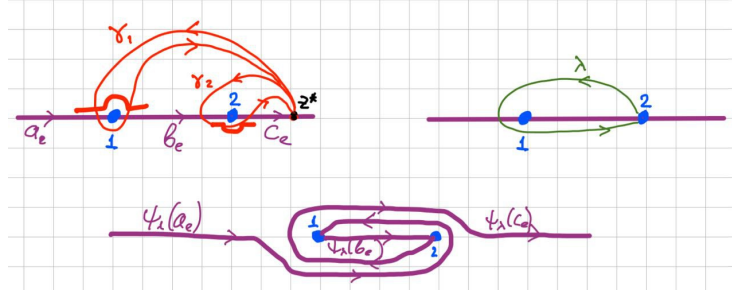


Fig. 59: Boundaries of elements of $H_2(\tilde{U}, \tilde{U}' \cup \partial \tilde{\mathbb{B}})$

Introduce for the 1D problem the reference point z^* , the generators of \mathcal{P} named γ_1 , γ_2 , and base paths described by bridge notations. The bridges in Fig. 59 are chosen to match the bridges in Fig. 28.

The bypass λ for the 2D problem induces a corresponding bypass for the 1D problem (see the figure). The ramification of the bypasses a_e, b_e, c_e can be computed visually:

$$a_e \xrightarrow{\lambda} a_{\gamma_1 \gamma_2^{-1} \gamma_1^{-1} \gamma_2} + b_{\gamma_1} - b_{\gamma_1 \gamma_2}, \quad b_e \xrightarrow{\lambda} b_{\gamma_1 \gamma_2}, \quad c_e \xrightarrow{\lambda} c_e + b_{\gamma_2} - b_{\gamma_1 \gamma_2}. \quad (141)$$

The formulas (138), (139), (140) can be obtained from (141) by substitution of appropriate indices and abelization following from Lemma 2.3.

Step 3. Now we are ready to compute coefficients in (137) and thus finalize the proof. For this, we consider the transformation of the boundary of B_e as the result of the bypass λ .

According to Fig. 58,

$$\partial B_e = a_e^3 - b_e^2 + c_e^1.$$

By continuity, ∂ and λ commute. Thus, due to (138), (139), (140),

$$\partial(\psi_\lambda(B_e)) = \psi_\lambda(\partial B_e) = a_e^3 + b_{\gamma_2}^3 - b_{\gamma_1\gamma_2}^3 - b_{\gamma_2\gamma_3}^2 - b_{\gamma_2\gamma_3}^1 + b_{\gamma_2}^1 + c_e^1$$

and

$$\partial \text{var}_\lambda(B_e) = b_{\gamma_2}^1 + b_e^2 + b_{\gamma_2}^3 - b_{\gamma_2\gamma_3}^1 - b_{\gamma_1\gamma_3}^2 - b_{\gamma_1\gamma_2}^3.$$

It is easy to prove that the only combination of the form (137) is (131). To see this, note that by Lemma 2.1,

$$\partial A_{\gamma_1^m \gamma_2^n \gamma_3^k} = b_{\gamma_2^n \gamma_3^k}^1 + b_{\gamma_1^m \gamma_3^k}^2 + b_{\gamma_1^m \gamma_2^n}^3,$$

and, in particular,

$$\partial A_{\gamma_2} = b_{\gamma_2}^1 + b_e^2 + b_{\gamma_2}^3, \quad \partial A_{\gamma_1\gamma_2\gamma_3} = b_{\gamma_2\gamma_3}^1 + b_{\gamma_1\gamma_3}^2 + b_{\gamma_1\gamma_2}^3.$$

Moreover, m, n, k may take only values 0 and 1, and all other combinations can be easily analyzed.

10.2 Proof of Theorem 4.2

We should prove that

$$A_e \xrightarrow{\lambda} -A_{\gamma_1\gamma_2}, \quad (142)$$

$$B_e \xrightarrow{\lambda} B_e + A_{\gamma_1} + A_{\gamma_1\gamma_2}, \quad (143)$$

$$C_e \xrightarrow{\lambda} C_e + A_{\gamma_2} + A_{\gamma_1\gamma_2}, \quad (144)$$

$$D_e \xrightarrow{\lambda} D_e - A_{\gamma_1\gamma_2}, \quad (145)$$

$$E_e \xrightarrow{\lambda} E_e - A_{\gamma_1\gamma_2}. \quad (146)$$

The proof basically repeats that of Theorem 4.1. We focus on some particular line, say (143) and perform the same three steps. On the first step, we build $\text{var}_\lambda(B_e)$ explicitly and find that

$$B_e \xrightarrow{\lambda} B_e + \alpha_1 A_{\gamma'} + \alpha_2 A_{\gamma''}, \quad \alpha_1, \alpha_2 = \pm 1, \quad (147)$$

i.e. that $\text{var}_\lambda(B_e)$ is comprised of two samples of the biangle A .

On the second step, we study the transformation of the boundaries of the elements of $H_2(\tilde{U}, \tilde{U}' \cup \partial\tilde{\mathbb{B}})$. Namely, we introduce the notations for segments and half-lines in which σ' is split by crossing points (see Fig. 60). The fragments of the boundary are transformed as follows:

$$a_e^1 \xrightarrow{\lambda} a_e^1 + b_{\gamma_2}^1, \quad b_e^1 \xrightarrow{\lambda} -b_{\gamma_2}^1, \quad c_e^1 \xrightarrow{\lambda} c_e^1 + b_{\gamma_2}^1,$$

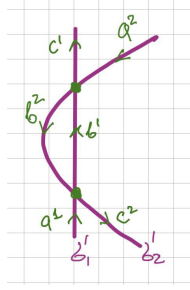


Fig. 60: Notations for pieces of the boundary of the biangle

$$a_e^2 \xrightarrow{\lambda} a_e^2 + b_{\gamma_1}^2, \quad b_e^2 \xrightarrow{\lambda} -b_{\gamma_1}^2, \quad c_e^2 \xrightarrow{\lambda} c_e^2 + b_{\gamma_1}^2.$$

On the third step, we compute

$$\partial(\psi_\lambda(B_e)) = \psi_\lambda(\partial B_e) = \psi_\lambda(a_e^2 - b_e^1 + c_e^2) = a_e^2 + 2b_{\gamma_1}^2 + b_{\gamma_2}^1 + c_e^2. \quad (148)$$

The only expression of the form (147) having the boundary (148) is (143).

Let us give an alternative proof, Theorem 4.2. Namely, it can be derived from Theorem 4.1 using the idea proposed in [9]. Here we put this reasoning in brief. Consider the singularities (63). Make the change of variables

$$(z_1, z_2) \rightarrow (z_1, \zeta), \quad \zeta = z_2^2. \quad (149)$$

The real plane (z_1, z_2) becomes “folded” along the axis z_1 as it is shown in Fig. 61.

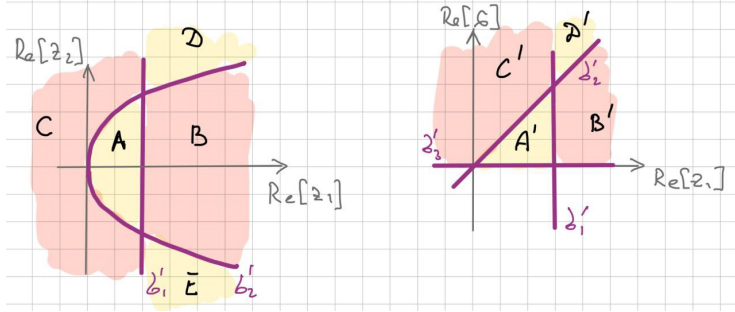


Fig. 61: “Folding” of the biangle along the z_1 -axis

There are three singularities in the (z_1, ζ) plane:

$$\sigma_1 : z_1 = t, \quad \sigma_2 : z_1 - \zeta = 0, \quad \sigma_3 : \zeta = 0.$$

The branch line σ_3 has order 2. All lines are straight. The bypass λ corresponds to the case covered by Theorem 4.1.

Introduce polygons A', B', C', D' as it is shown in Fig. 61. Select a reference point in the polygon B' . Introduce bypasses $\gamma_1, \gamma_2, \gamma_3$ about the singularities $\sigma_1, \sigma_2, \sigma_3$ in the (z_1, ζ) -plane. There exists a correspondence between the polygons in the (z_1, z_2) and (z_1, ζ) -planes:

$$A_\gamma \leftrightarrow A'_\gamma - A'_{\gamma\gamma_3}, \quad B_\gamma \leftrightarrow B'_\gamma - B'_{\gamma\gamma_3}, \quad D_\gamma \leftrightarrow D'_\gamma, \quad E_\gamma \leftrightarrow -D'_{\gamma\gamma_3},$$

where $\gamma = \gamma_1^m \gamma_2^n$, $m, n \in \mathbb{Z}$. The polygons A', B', C', D' are transformed according to (130)–(133):

$$\begin{aligned} A'_e &\xrightarrow{\lambda} A'_{\gamma_1\gamma_2\gamma_3}, \\ B'_e &\xrightarrow{\lambda} B'_e + A'_{\gamma_1} - A'_{\gamma_1\gamma_2\gamma_3}, \\ C'_e &\xrightarrow{\lambda} C'_e + A'_{\gamma_2} - A'_{\gamma_1\gamma_2\gamma_3}, \\ D'_e &\xrightarrow{\lambda} D'_e - A'_{\gamma_1\gamma_2} + A'_{\gamma_1\gamma_2\gamma_3}, \end{aligned}$$

Then, Lemma 4.2 can be applied in the (z_1, ζ) -plane, but the result should be simplified by using the relation $\gamma_3^2 = e$:

$$\begin{aligned} A'_{\gamma_3} &\xrightarrow{\lambda} A'_{\gamma_1\gamma_2}, \\ B'_{\gamma_3} &\xrightarrow{\lambda} B'_{\gamma_3} + A'_{\gamma_1\gamma_3} - A'_{\gamma_1\gamma_2}, \\ C'_{\gamma_3} &\xrightarrow{\lambda} C'_{\gamma_3} + A'_{\gamma_2\gamma_3} - A'_{\gamma_1\gamma_2}, \\ D'_{\gamma_3} &\xrightarrow{\lambda} D'_{\gamma_3} - A'_{\gamma_1\gamma_2\gamma_3} + A'_{\gamma_1\gamma_2}, \end{aligned}$$

Finally, combine these relations:

$$\begin{aligned} A_e \leftrightarrow A'_e - A'_{\gamma_3} &\xrightarrow{\lambda} A'_{\gamma_1\gamma_2\gamma_3} - A'_{\gamma_1\gamma_2} \leftrightarrow -A_{\gamma_1\gamma_2}, \\ B_e \leftrightarrow B'_e - B'_{\gamma_3} &\xrightarrow{\lambda} B'_e + A'_{\gamma_1} - A'_{\gamma_1\gamma_2\gamma_3} - B'_{\gamma_3} - A'_{\gamma_1\gamma_3} + A'_{\gamma_1\gamma_2} \leftrightarrow B_e + A_{\gamma_1} + A_{\gamma_1\gamma_2}, \\ C_e \leftrightarrow C'_e - C'_{\gamma_3} &\xrightarrow{\lambda} C'_e + A'_{\gamma_2} - A'_{\gamma_1\gamma_2\gamma_3} - C'_{\gamma_3} - A'_{\gamma_2\gamma_3} + A'_{\gamma_1\gamma_2} \leftrightarrow C_e + A_{\gamma_2} + A_{\gamma_1\gamma_2}, \\ D_e \leftrightarrow D'_e &\xrightarrow{\lambda} D'_e - A'_{\gamma_1\gamma_2} + A'_{\gamma_1\gamma_2\gamma_3} \leftrightarrow D_e - A_{\gamma_1\gamma_2}, \\ E_e \leftrightarrow -D'_{\gamma_3} &\xrightarrow{\lambda} -D'_{\gamma_3} - A'_{\gamma_1\gamma_2} + A'_{\gamma_1\gamma_2\gamma_3} \leftrightarrow E_e - A_{\gamma_1\gamma_2}. \end{aligned}$$

So, relations (142)–(146) are obtained.

10.3 Proof of Theorem 4.3

Reduce Theorem 4.3 to Theorem 4.1 (see the proof of Theorem 4.2). Make the change of variables

$$(z_1, z_2) \rightarrow (\zeta_1, \zeta_2), \quad \zeta_1 = z_1^2, \quad \zeta_2 = z_2^2.$$

The real plane (z_1, z_2) becomes folded four times in the new variables. The geometry of the plane (ζ_1, ζ_2) is shown in Fig. 62. There are two singularities in this plane:

$$\sigma_1 : \zeta_1 + \zeta_2 = t, \quad \sigma_2 : \zeta_2 = 0, \quad \sigma_3 : \zeta_1 = 0.$$

Singularities σ_2 and σ_3 are branch lines of order 2.

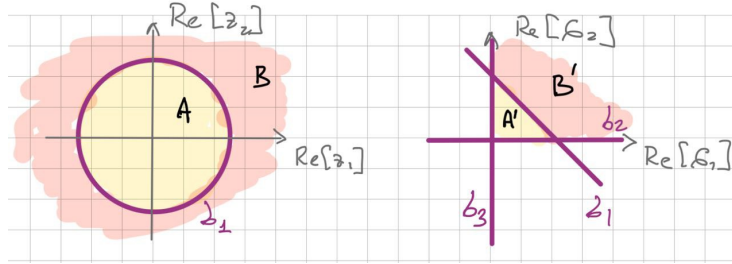


Fig. 62: “Folding” of the circle

Denote the polygons A' and B' as shown in the figure. Put the reference point in the polygon B' . Introduce simple loops $\gamma_1, \gamma_2, \gamma_3$ bypassing the singularities $\sigma_1, \sigma_2, \sigma_3$, respectively.

The “old” and “new” polygons are linked by the following relations:

$$A_\gamma \leftrightarrow A'_\gamma - A'_{\gamma\gamma_2} - A'_{\gamma\gamma_3} + A'_{\gamma\gamma_2\gamma_3},$$

$$B_\gamma \leftrightarrow B'_\gamma - B'_{\gamma\gamma_2} - B'_{\gamma\gamma_3} + B'_{\gamma\gamma_2\gamma_3},$$

The polygons A'_γ and B'_γ are transformed according to Theorem 4.1 and Lemma 4.2. The relations $\gamma_2^2 = e, \gamma_3^2 = e$ should be used. The result is

$$A_e \leftrightarrow A'_e - A'_{\gamma_2} - A'_{\gamma_3} + A'_{\gamma_2\gamma_3} \xrightarrow{\lambda} A'_{\gamma_1\gamma_2\gamma_3} - A'_{\gamma_1\gamma_3} - A'_{\gamma_1\gamma_2} + A'_{\gamma_1} \leftrightarrow A_{\gamma_1},$$

$$B_e \leftrightarrow B'_e - B'_{\gamma_2} - B'_{\gamma_3} + B'_{\gamma_2\gamma_3} \xrightarrow{\lambda} B'_e - B'_{\gamma_2} - B'_{\gamma_3} + B'_{\gamma_2\gamma_3} \leftrightarrow B_e$$

This yields (66).

10.4 Proof of Theorem 4.4

The proof of this theorem is very similar to that of Theorem 4.1, namely, one can construct the surface explicitly and then study the boundary to get the proper coefficients.

The first step of the proof remains the same as for Theorem 4.1: one should construct the homologies explicitly, and find that

$$A_e \rightarrow \alpha_1 A'_{\gamma'_1}$$

for some $\alpha_1 = \pm 1$, $\gamma'_1 \in \mathcal{P}$, and

$$Q_e^n \rightarrow (Q^n)'_e + \alpha_n A'_{\gamma'_n}, \quad n \neq 1. \quad (150)$$

Thus it remains only to find the coefficients α_n and path-indices γ'_n .

Consider the boundaries of the polygons. Introduce the basis of the boundaries for the configurations shown in Fig. 33 as it is shown in Fig. 58 and 63, respectively. Using Fig. 64, one can compute the change of the basis of the boundaries under λ_+ :

$$a_e^j \xrightarrow{\lambda_+} \tilde{a}_e^j + \tilde{b}_e^j, \quad b_e^j \xrightarrow{\lambda_+} -\tilde{b}_e^j, \quad c_e^j \xrightarrow{\lambda_+} \tilde{c}_e^j + \tilde{b}_e^j, \quad j = 1, 2, 3. \quad (151)$$

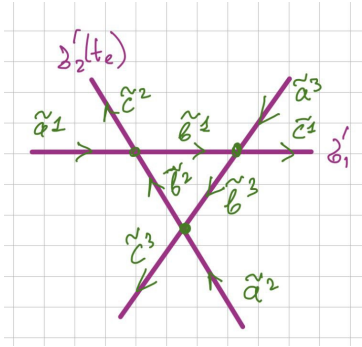


Fig. 63: Boundaries for Fig. 33, right

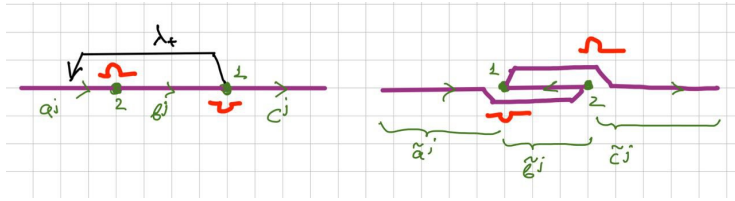


Fig. 64: Transformation of the boundaries for λ_+

Let us find the evolution of B_e . Note that

$$\partial B_e = a_e^3 - b_e^2 + c_e^1.$$

Then,

$$\psi_{\lambda_+}(\partial B_e) = \tilde{a}_e^3 + \tilde{b}_e^3 + \tilde{b}_e^2 + \tilde{c}_e^1 + \tilde{b}_e^1.$$

This equation is equal to $\delta\psi_{\lambda_+}(B_e)$. The only combination of the form (150) having such a boundary is

$$\psi_{\lambda_+}(B_e) = B'_e - A'_e,$$

i.e. the second row of (67) is proven. All other rows are proven in the same way.

11 Appendix E. Computation of $\pi_1(\mathcal{B})$ for a quadratic touch

Consider the Landau set (85). Consider the space $\mathcal{B} = N\mathbb{R}^2 \setminus \mathcal{L}$ or $\mathcal{B} = \mathbb{C}^2 \setminus \mathcal{L}$ (this makes no difference). To compute the fundamental group $\pi_1(\mathcal{B})$, build a strict deformation retract of \mathcal{B} and study its properties.

A strict deformation retract of \mathcal{B} is built in two steps:

Step 1. Represent the variables $t_{1,2}$ in the form

$$t_{1,2} = \rho_{1,2} e^{i\varphi_{1,2}},$$

where $\rho_{1,2}$ are real, and $\varphi_{1,2}$ belong to the real circle $\mathcal{S}^1 = [0, 2\pi]$.

Introduce a map

$$(\rho_1 e^{i\varphi_1}, \rho_2 e^{i\varphi_2}) \longrightarrow \left(e^{i\varphi_1}, \frac{\rho_2}{\sqrt{\rho_1}} e^{i\varphi_2} \right). \quad (152)$$

This map is a strict deformation retraction both for $\mathcal{B} = N\mathbb{R}^2 \setminus \mathcal{L}$ and for $\mathcal{B} = \mathbb{C}^2 \setminus \mathcal{L}$.

\mathcal{B} becomes mapped onto a bundle, whose base is \mathcal{S}^1 (this corresponds to $t_1 = e^{i\varphi_1}$, $\varphi_1 \in \mathcal{S}^1$), and the fiber is a complex plane ξ with two points removed: $\mathbb{C} \setminus \{e^{i\varphi_1/2}, -e^{i\varphi_1/2}\}$. The two removed points belong to σ_1^t .

Step 2. The plane ξ with two removed points removed $\mathbb{C} \setminus \{e^{i\varphi_1/2}, -e^{i\varphi_1/2}\}$ is retracted onto the eight-shaped curve \mathcal{G} :

$$\mathcal{G}_{\varphi_1} = \{\xi \in \mathbb{C} : |\xi \pm e^{i\varphi_1/2}| = 1\}.$$

The retraction for the case $\varphi_1 = 0$ is shown in Fig. 65. Points outside the eight-shaped curve move along blue lines until they hit the eight-shaped curve; points inside the curve move along red lines.

As a result, \mathcal{B} becomes retracted to the bundle with the base \mathcal{S}^1 and the fiber \mathcal{G}_0 . This bundle is not trivial.

Let us build the fundamental group for the deformation retract. Introduce the angle β for the circles forming the eight curve \mathcal{G} as it is shown in Fig. 66, left. Thus, the retract becomes parametrized by two variables: $\beta, \varphi_1 \in \mathcal{S}^1$ (one or two points of the retract correspond to each pair (β, φ_1)). The scheme of the retract is shown in Fig. 66, right. The retract consists of two rectangles connected in a sophisticated way. The oriented segments marked by the same

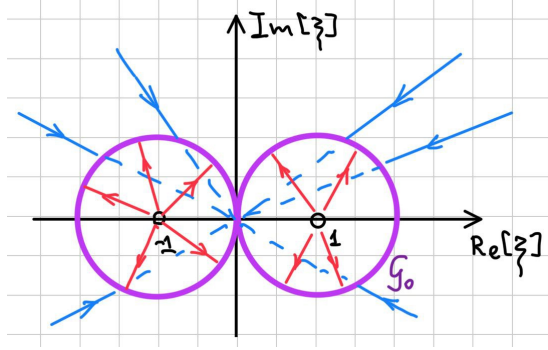


Fig. 65: Projection $\mathbb{C} \setminus \{1, -1\} \rightarrow \mathcal{G}_0$

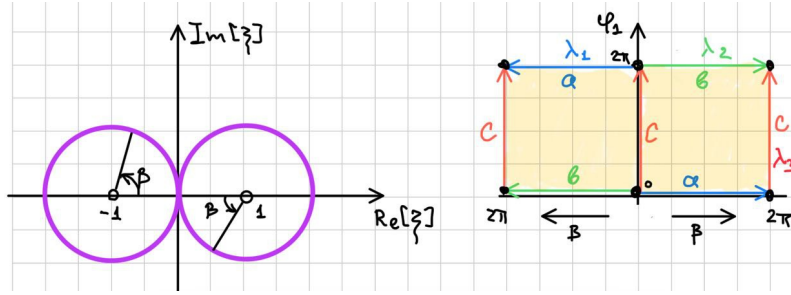


Fig. 66: Coordinate ψ on the \mathcal{E} -loop (left); the scheme of the retract (right)

Latin letters (a, b, c) should be attached to each other. Note that there are *three* copies of the segment c . The reference point (say, $t = (1, 0.5)$ as it is shown in Fig. 37) corresponds to $\beta = \varphi_1 = 0$.

The generators for our group are the bypasses $\lambda_1, \lambda_2, \lambda_3$, going along the sides a, b, c , respectively (see Fig. 66, right). Explicit representations of the paths $\gamma_1, \gamma_2, \gamma_3$ in the space (t_1, t_2) are as follows:

$$\lambda_1 : (1, 1 - e^{i\beta}), \quad \beta \in [0, 2\pi],$$

$$\lambda_2 : (1, -1 + e^{i\beta}), \quad \beta \in [0, 2\pi],$$

$$\lambda_3 : (e^{i\varphi_1}, 0), \quad \varphi_1 \in [0, 2\pi].$$

The relations defining $\pi_1(\mathcal{B})$ are provided by faces (yellow rectangles) of the graph in Fig. 66, right. Namely, bypasses along the boundaries of them yield

$$\lambda_2 \lambda_3 \lambda_1^{-1} \lambda_3^{-1} = e, \quad \lambda_1 \lambda_3 \lambda_2^{-1} \lambda_3^{-1} = e.$$

Remark. The group $\pi_1(\mathcal{B})$ can be computed using Zariski's theorem from [16, 15]. The result is a group with two generators a, b and a single relation $abab = baba$. This group is linked with what we found by the relations $a = \lambda_1, b = \lambda_1^{-1} \lambda_3$. \diamond

12 Appendix F. Application of formula (60) to a triangle

Let us obtain matrix (59) by applying the formula (60). The plan is as follows. Consider the notations in Fig. 28. Rewrite (60) as

$$\text{var}_\lambda(w) = \sum_{\gamma \in \mathcal{P}} \langle \mathcal{E}(A\omega) | w\gamma^{-1} \rangle A_\gamma, \quad (153)$$

$$\omega = (e - \gamma_1^{-1})(e - \gamma_2^{-1})(e - \gamma_3^{-1})$$

(we take $Q = A$). Take A_e, \dots, G_e (one by one) as w and obtain (58), (59) row by row.

To compute the intersection indices, build a representative V of $\mathcal{E}(A\omega)$ (a cycle) that is in a general position to \mathbb{R}^2 , i.e. that intersects \mathbb{R}^2 in a discrete set of points. We are building this cycle according to Fig. 19, i.e. the cycle V consists of 8 triangular face parts, 12 cylindrical edge parts, and 6 vertex toroidal parts. Let us build these parts explicitly, namely, let us build the projection of V onto the affix, i.e. $\mathfrak{p}(V)$. Note that we build $\mathfrak{p}(V)$ in two steps: first we build a topological space that has a simple structure but that is not in a general position with \mathbb{R}^2 (denote it $\mathfrak{p}(V')$), and then we shift it slightly.

Without restriction of generality, take

$$\sigma_1 : z_2 = 0, \quad \sigma_2 : z_1 + z_2 = 1, \quad \sigma_3 : z_1 = 0$$

(see Fig. 67).

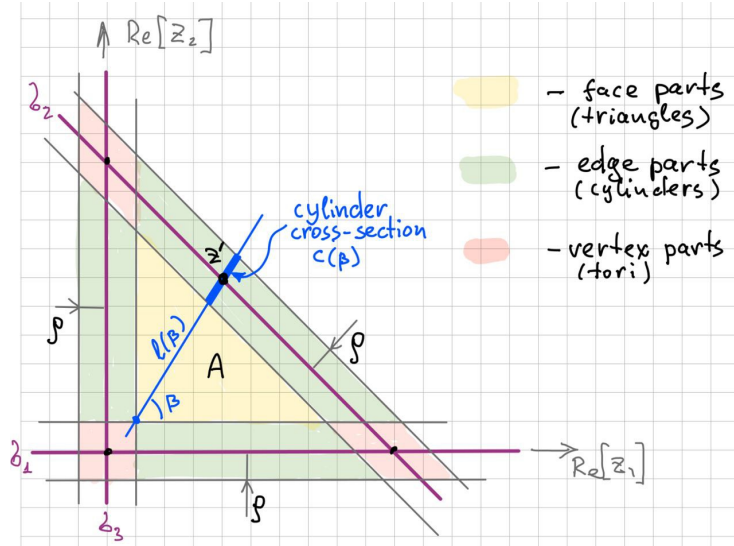


Fig. 67: Building of V

The traces $\sigma'_1, \sigma'_2, \sigma'_3$ form a triangle. Take the face parts of $\mathbf{p}(V')$ as parts of \mathbb{R}^2 obeying the inequalities

$$z_1 > \rho, \quad z_2 > \rho, \quad z_1 + z_2 < 1 - \sqrt{2}\rho$$

for some $0 < \rho \ll 1$. This area is shown by a yellow shading in Fig. 67.

Three toroidal parts of $\mathbf{p}(V')$ are parametrized as follows:

$$\begin{aligned} z_1 &= \rho e^{i\alpha_1}, & z_2 &= \rho e^{i\alpha_2}, \\ 1 - z_1 - z_2 &= \sqrt{2}\rho e^{i\alpha_1}, & z_2 &= \rho e^{i\alpha_2}, \\ 1 - z_1 - z_2 &= \sqrt{2}\rho e^{i\alpha_1}, & z_1 &= \rho e^{i\alpha_2}; \end{aligned}$$

everywhere $\alpha_1, \alpha_2 \in [0, 2\pi]$.

Building the cylindrical parts of $\mathbf{p}(V')$ is a bit more cumbersome. We explain how the cylindrical part around σ'_2 is built; two other cylindrical parts are built in a similar way.

The cylindrical part is built as a family of cylindrical cross-sections $c(\beta)$ parametrized by $\beta \in [0, \pi/2]$, see Fig. 67. Such a cross-section lies in the complex line

$$l(\beta) : \frac{z_2 - \rho}{z_1 - \rho} = \tan \beta.$$

Each cross-section is defined by

$$\begin{aligned} c(\beta) : \Delta z_1 &= -\rho \frac{e^{i\alpha} \cos \beta}{\cos(\beta - \pi/4)}, & \Delta z_2 &= -\rho \frac{e^{i\alpha} \sin \beta}{\cos(\beta - \pi/4)}, & \alpha &\in [0, 2\pi], \\ \Delta z_1 &= z_1 - z'_1, & \Delta z_2 &= z_2 - z'_2, \\ z' &= (z'_1, z'_2) = l(\beta) \cap \sigma_2. \end{aligned}$$

One can see that all parts fit each other, such that one can cut cylindrical and toroidal parts along the lines $\alpha = 0$, $\alpha_1 = 0$, $\alpha_2 = 0$, take a necessary amount of copies of each part, and glue them together. Each corner of the structure will be then assembled according to Fig. 17 (two copies of it). Indeed, this structure can be lifted to \tilde{U}_2 as $\mathcal{E}(A\omega)$.

The construction described here is close to [5].

To build V that is in a general position with \mathbb{R}^2 , take V' built above and shift it by

$$z_1 \rightarrow z_1 - i\epsilon, \quad z_2 \rightarrow z_2 - i\epsilon,$$

where ϵ is some value $0 < \epsilon \ll \rho$. One can see that the face parts of $\mathbf{p}(V)$ will have no intersection with \mathbb{R}^2 , there will be only two points on the cylindrical parts of $\mathbf{p}(V)$ belonging to \mathbb{R}^2 (both belonging to the cylinder about σ_2), and each of three toroidal parts of $\mathbf{p}(V)$ will intersect \mathbb{R}^2 in four points (see Fig. 68, where the crossing points are shown by red). Indeed, each point on the cylindrical part corresponds to four points of V , and each point on the toroidal parts corresponds to two points of V ,

A careful computation of the sheet and intersection index of each crossing point reveals (58), (59).

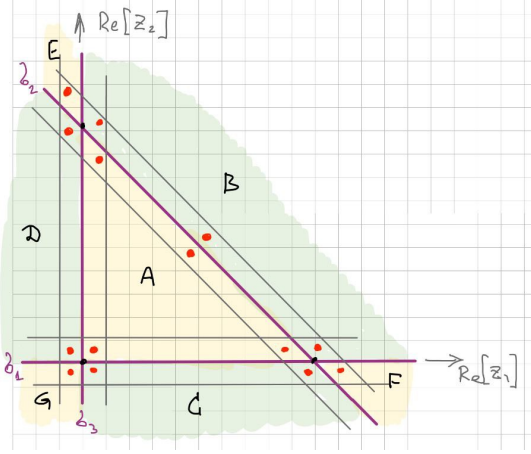


Fig. 68: Intersection $\mathbf{p}(V) \cap \mathbb{R}^2$

13 Appendix G. Homology of local systems and Picard–Lefschetz–Pham formula

If the ramification of a differential form has only a power character, then such a form corresponds to a *local system* such that the integral of the form over cycles from its homology is well-defined. We describe (following [5]) this local system and show how the generalized Picard–Lefschetz formulas VI.26 and VI.27 [5], obtained by V. Vassiliev, are related to the similar formulas (60) and (96), obtained by F. Pham in [9] for other homology. Finally, we will give calculations of certain intersection indices for an example of a singularity of type P_3 in \mathbb{C}^2 .

13.1 Homology of a local system, associated with a branched holomorphic form

Here we follow V. Vassiliev, [5], §VI.1.

Let

$$\varphi = g_1^{\alpha_1}(z) \dots g_m^{\alpha_m}(z) dz_1 \wedge \dots \wedge dz_n, \quad z = (z_1, \dots, z_n),$$

be a branching holomorphic n -form in \mathbb{C}^n . The singularity (branching) set σ consists of m irreducible components $\sigma_1, \dots, \sigma_m$ defined by

$$g_j(z) = 0, \quad j = 1, \dots, m.$$

An analytic continuation of the form φ along a closed path ρ in $\mathbb{C}^n \setminus \sigma$ multiplies φ by

$$\dot{\rho} = \dot{\gamma}_1^{-\text{lk}(\rho, \sigma_1)} \dots \dot{\gamma}_m^{-\text{lk}(\rho, \sigma_m)}, \quad (154)$$

where

$$\dot{\gamma}_j \equiv e^{-2\pi i \alpha_j},$$

$\text{lk}(\rho, \sigma_j)$ is the *linking number*, i.e. the intersection index (see p. 49) of a 2-chain whose boundary is ρ , and σ_j .

Introduce a *local system* $L_{\hat{\gamma}}$ with a fiber \mathbb{C}^1 on $\mathbb{C}^n \setminus \sigma$. According to [5], it is a covering $p : L_{\hat{\gamma}} \rightarrow \mathbb{C}^n \setminus \sigma$ with a fiber \mathbb{C} , such that a structure of an Abelian group is fixed in the fibers, and this structure depends continuously on the fiber. Note that $L_{\hat{\gamma}}$ is equipped by topology of covering space, i.e. the full preimage p^{-1} of a small neighborhood $U(a)$ of any point $a \in \mathbb{C}^n \setminus \sigma$ is homeomorphic to the disjoint union of \mathbb{C} copies of $U(a)$. Like any covering, the local system defines a monodromy representation $\pi_1(\mathbb{C}^n \setminus \sigma) \rightarrow \text{Aut } \mathbb{C}$: any loop acts by permuting the leaves in the fiber over some reference point. Since $\mathbb{C}^n \setminus \sigma$ is path-connected, the monodromy representation (considered up to conjugation) uniquely (up to isomorphism) defines the local system $L_{\hat{\gamma}}$. The set of numbers $\hat{\gamma} = (\hat{\gamma}_1, \dots, \hat{\gamma}_m)$ is called the monodromy coefficients of the local system $L_{\hat{\gamma}}$. Each coefficient $\hat{\gamma}_j$ corresponds to a simple loop γ_j around a smooth piece of the variety σ_j .

Let us introduce also a local system $\check{L}_{\hat{\gamma}}$ with fiber $(\mathbb{C})^* \equiv \text{Hom}(\mathbb{C}, \mathbb{C})$, dual to the local system $L_{\hat{\gamma}}$. It is easy to see that the monodromy representations of the local systems $L_{\hat{\gamma}}$ and $\check{L}_{\hat{\gamma}}$ are conjugate. In particular, the local system $\check{L}_{\hat{\gamma}}$ has inverse monodromy coefficients $\check{\gamma} = (\check{\gamma}_1^{-1}, \dots, \check{\gamma}_m^{-1})$, and we have an isomorphism $L_{\check{\gamma}-1} \simeq \check{L}_{\hat{\gamma}}$.

Let us define the homology of the space $\mathbb{C}^n \setminus \sigma$ with coefficients in the local system $L_{\hat{\gamma}}$. These are the homology of the chain complex, the elements of which are formal sums of singular simplexes of the space $L_{\hat{\gamma}}$, such that:

1. If simplexes $\Delta_{\hat{\rho}}, \Delta_{\hat{\rho}'}, \Delta_{\hat{\rho}''}$ are located correspondingly on leaves $\hat{\rho}, \hat{\rho}', \hat{\rho}''$, where $\hat{\rho} + \hat{\rho}' = \hat{\rho}''$ and $p(\Delta_{\hat{\rho}}) = p(\Delta_{\hat{\rho}'}) = p(\Delta_{\hat{\rho}''})$, then we identify $\Delta_{\hat{\rho}} + \Delta_{\hat{\rho}'} \equiv \Delta_{\hat{\rho}''}$.
2. Any simplex from the zero leaf is equal to zero.

Remark. The homology of the universal Riemann domain with the coefficient in the group ring of π_1 over \mathbb{Z} is exactly the same as the homology of the local system, which is a tensor product of a local system with fiber π_1 equipped with the natural action of monodromy, and a trivial local system with a fiber \mathbb{Z} . \diamond

Remark. We use the terms “sheet” and “sheet with index γ_j ” when talking about a Riemann covering, and the term “leaf” and “leaf with index $\hat{\gamma}_j$ ” when talking about a local system. \diamond

Now consider the *Riemann covering* (in the usual sense) \mathfrak{R} related to the form φ . In our terms, this corresponds to \hat{U}_n , i.e. the main stratum of the Riemann domain. Let us define the group of chains (with coefficient \mathbb{C}) of \mathfrak{R} , factored through the following condition: if Δ and Δ' are two singular simplexes whose projection to the $\mathbb{C}^n \setminus \sigma$ coincide, $\hat{\rho}$ is an arbitrary path, connecting the centers of these simplexes, and ρ its projection to \mathbb{C}^n , then we identify Δ' and $\hat{\rho}\Delta = \prod_{j=1}^m \hat{\gamma}_j^{-\text{lk}(\rho, \sigma_j)} \Delta$. Note that the considered group of chains is isomorphic to a similar group of chains of the local system $L_{\hat{\gamma}}$: the operation of summation

is consistent with the definition and relations corresponding to the monodromy action.

A branching differential form φ can be considered as a single-valued form on \mathfrak{R} , and the integrals of the form φ along the homology classes of local system $L_{\tilde{\gamma}}$ are well-defined.

Let $\mathbb{B} \subset \mathbb{C}^n$ be a sufficiently large ball centered at the origin, considered throughout the article. Let us denote by $H_*(\mathbb{B} \setminus \sigma; L_{\tilde{\gamma}})$ and $H_*^{lf}(\mathbb{B} \setminus \sigma; L_{\tilde{\gamma}})$ the homology groups with coefficients in the local system $L_{\tilde{\gamma}}$, defined by finite and *locally finite* chains correspondingly. The locally finite chains of a local system are defined in [5] and are used to provide homologies for converging improper integrals.

By the H. Poincaré duality theorem [5] §VI, theorem 1.1, there is a canonical isomorphism

$$H^i(\mathbb{B} \setminus \sigma; L_{\tilde{\gamma}}) \simeq H_{2n-i}^{lf}(\mathbb{B} \setminus \sigma; \check{L}_{\tilde{\gamma}}). \quad (155)$$

In particular, there is a non-degenerate bilinear pairing

$$H_i(\mathbb{B} \setminus \sigma; L_{\tilde{\gamma}}) \otimes H_{2n-i}^{lf}(\mathbb{B} \setminus \sigma; \check{L}_{\tilde{\gamma}}) \rightarrow \mathbb{C}, \quad (156)$$

given by the “twisted” intersection indices (see Proposition 13.1).

The homology group $H_*^{lf}(\mathbb{B} \setminus \sigma; L_{\tilde{\gamma}})$ is naturally isomorphic to the relative homology group $H_*(\mathbb{B}, \sigma \cup \partial \mathbb{B}; L_{\tilde{\gamma}})$. The last group is defined by finite chains of the branched covering space $\overline{\mathfrak{R}}$, factorized by chains in the added set (and also by conditions of type $\Delta' = \rho \Delta$). $\overline{\mathfrak{R}}$ is a usual compactification if the Riemann covering is finite (i.e. if all $\alpha_i \in \mathbb{Q}$); if the covering is infinite, then we are not interested in chains running along an infinite number of sheets, since their projections to the base are not locally finite, and such chains are not locally finite chains of the local system by definition. In this case, we glue singularities and boundaries similarly to the universal Riemann domain structure (see Definition 2.1).

13.2 Picard-Lefschetz-Pham formula in different interpretations

Let σ be one of the standard F. Pham’s degenerations (see [5] §I.8) P_m in \mathbb{C}^n , and the ball \mathbb{B} contains the central part of the degeneration. The singularities of types “circle”, “biangle”, “triangle”, that are considered in this article, are precisely the F. Pham’s degenerations of the types P_1, P_2, P_3 in \mathbb{C}^2 .

Let us consider the diagram of homomorphisms (compare with (15)):

$$\begin{array}{ccc} H_n(\mathbb{B} \setminus \sigma; L_{\tilde{\gamma}}) & \xrightarrow{\Theta} & H_n(\mathbb{B}, \sigma; L_{\tilde{\gamma}}) \\ \downarrow & & \downarrow \\ H_n(\mathbb{B} \setminus \sigma, \partial \mathbb{B}; L_{\tilde{\gamma}}) & \longrightarrow & H_n(\mathbb{B}, \sigma \cup \partial \mathbb{B}; L_{\tilde{\gamma}}). \end{array} \quad (157)$$

The homomorphism of the upper arrow of this diagram is called a *regularizing homomorphism*. It is defined by including finite chains into locally finite

ones. We will denote it by Θ . By Theorem 5.1 of [5] (p. 236), if at least one of the monodromy coefficients $\hat{\gamma}_1, \dots, \hat{\gamma}_m$ is not equal to 1, then all four groups are isomorphic to \mathbb{C}^1 (it is hard part of this theorem). Moreover, if for all j holds $\hat{\gamma}_j \neq 1$ and $\hat{\gamma}_1 \dots \hat{\gamma}_m \neq (-1)^{n-m+1}$ then all rows in (157) are isomorphisms. In this article, an analogue of the isomorphism Θ^{-1} is called the *inflation isomorphism*.

The group $H_n(\mathbb{B}, \sigma; L_{\hat{\gamma}})$ is generated by the class of the *vanishing cell* Δ (i.e. a real domain bounded on all sides by σ and equipped with the standard orientation of \mathbb{R}^n), lifted to an arbitrary non-zero leaf of our local system. The group $H_n(\mathbb{B} \setminus \sigma; L_{\hat{\gamma}})$ is generated by the class of a *double loop* (see [5] §VI.4 and Fig. 19) $\varkappa \equiv \varkappa(\Delta)$ around Δ . By construction, Θ maps \varkappa to $\prod_{j=1}^m (1 - \hat{\gamma}_j) \Delta$.

Consider also a similar diagram for the dual local system $\check{L}_{\hat{\gamma}}$. The generators $\check{\Delta}$ and $\check{\varkappa}$ of the same homology groups with coefficients in $\check{L}_{\hat{\gamma}}$ can be chosen similarly. Namely, $\check{\Delta}$ is lifted to the leaf of the $\check{L}_{\hat{\gamma}}$, the points of which take the value 1 on the corresponding points of the leaf to which the cycle Δ is lifted; $\check{\varkappa}$ is a double loop around the cycle $\check{\Delta}$.

A twisted intersection-pairing (156) connects any group from diagram (157) with the group that stands diagonally from it in the diagram, only with coefficients in $\check{L}_{\hat{\gamma}}$.

Let $w \in H_n(\mathbb{B}, \sigma \cup \partial\mathbb{B}; L_{\hat{\gamma}})$ and $\check{\psi} \in H_n(\mathbb{B} \setminus \sigma; \check{L}_{\hat{\gamma}})$ be classes of some n -dimensional geometric (relative and absolute correspondingly) cycles in \mathfrak{R} .

Proposition 13.1. *The "twisted" intersection index $\langle\langle w, \check{\psi} \rangle\rangle$ defining (156) may be set as follows:*

$$\langle\langle w, \check{\psi} \rangle\rangle \equiv \sum_{\rho \in \pi_1(\mathbb{B} \setminus \sigma)} \langle \rho^{-1} w | \psi \rangle_{\check{\rho}}, \quad (158)$$

where $\langle \cdot | \cdot \rangle$ is the standard intersection index (see p. 49), defined by the complex orientation of \mathfrak{R} .

Proof. Let two points $a, b \in \mathfrak{R}$ be connected by a path $\tilde{\rho}$ that are projected onto ρ . Consider these points as points of a local system $\check{L}_{\hat{\gamma}}$. If a takes the value 1 on the initial leaf of $L_{\hat{\gamma}}$, then b takes the value $\check{\rho}^{-1}$ on the initial leaf, and therefore, takes the value 1 on the leaf with number $\check{\rho}$.

Suppose that the cycle ψ intersects the cycle w and all its possible shifts along the sheets of \mathfrak{R} transversally. As it is clear from the consideration above, the intersection index $\langle w | \psi \rangle$ will participate in the sum with a coefficient equal to 1. Finally, consider the cycle $\rho^{-1}w$ and let $a \in \rho^{-1}w \cap \psi$. Let $\tilde{\rho}$ be a path in \mathfrak{R} , connecting the points a and b in w , which is projected onto ρ . Then point a , considered as a point of $\check{L}_{\hat{\gamma}}$, takes the value ρ at point b , hence the intersection index $\langle \rho^{-1}w | \psi \rangle$ will enter the sum with the coefficient equal to $\check{\rho}$. \square

Remark. Similarly, for $\psi \in H_n(\mathbb{B} \setminus \sigma; L_{\hat{\gamma}})$ and $\check{w} \in H_n(\mathbb{B}, \sigma \cup \partial\mathbb{B}; \check{L}_{\hat{\gamma}})$ the intersection index $\langle\langle \psi, \check{w} \rangle\rangle$ may be set as

$$\langle\langle \psi, \check{w} \rangle\rangle = \sum_{\rho \in \pi_1(\mathbb{B} \setminus \sigma)} \langle \rho^{-1} \psi | w \rangle_{\check{\rho}}. \quad (159)$$

◇

Remark. Consider the value $\langle\langle w, \check{\varkappa} \rangle\rangle$. If the cycle w is located entirely on the initial sheet of \mathfrak{R} , the geometric meaning is especially simple: one can take the full preimage of the cycle w in \mathfrak{R} and calculate its intersection indices with \varkappa on each sheet, multiplying the obtained values by the inverses of the sheet numbers and adding them together. ◇

Proposition 13.2. *For all $\rho' \in \pi_1(\mathbb{B} \setminus \sigma)$*

$$\sum_{\rho \in \pi_1(\mathbb{B} \setminus \sigma)} \langle \rho' \rho^{-1} w | \varkappa \rangle_{\check{\rho}} = \sum_{\rho \in \pi_1(\mathbb{B} \setminus \sigma)} \langle \rho^{-1} w | \rho'^{-1} \varkappa \rangle_{\check{\rho}}. \quad (160)$$

In particular,

$$\langle w, \check{\varkappa} \rangle = \sum_{\rho \in \pi_1(\mathbb{B} \setminus \sigma)} \langle w | \rho \varkappa \rangle_{\check{\rho}}. \quad (161)$$

Proof. It follows from (158) and simple geometric considerations. □

Denote

$$\overset{\circ}{\Pi} \equiv \prod_{j=1}^m \overset{\circ}{\gamma}_j$$

and

$$\varkappa^{\circ} \equiv \Theta^{-1} \left(\prod_{i=1}^m (1 - \overset{\circ}{\gamma}_i^{-1}) \Delta \right)$$

(it is a double loop in the reverse direction). Note that

$$\varkappa = (-1)^m \overset{\circ}{\Pi} \varkappa^{\circ}$$

(this can be checked directly).

Lemma 13.1. *Consider one of the standard F. Pham's degeneration P_m in \mathbb{C}^n and a simple loop $\lambda \in \pi_1(\mathcal{B})$ about it. Suppose that none of the coefficients $\overset{\circ}{\gamma}_1, \dots, \overset{\circ}{\gamma}_m$ is equal to 1 and their product is not equal to $(-1)^{n-m+1}$. Then for any class $w \in H_n(\mathbb{B}, \sigma \cup \partial \mathbb{B}; L_{\check{\gamma}})$ of geometric relative cycle on $\overline{\mathfrak{R}}$*

$$\text{var}_{\lambda} w = (-1)^{\frac{n(n+1)}{2} + m} \frac{\text{var}_{\lambda} \Delta}{\overset{\circ}{\Pi} + (-1)^{n-m}} \sum_{\rho \in \pi_1(\mathbb{B} \setminus \sigma)} \langle w | \rho \varkappa^{\circ} \rangle_{\check{\rho}}. \quad (162)$$

Proof. Rewrite formula VI.26 from [5] as

$$\text{var}_{\lambda} w = \frac{\langle\langle w, \check{\varkappa} \rangle\rangle}{\langle\langle \Delta, \check{\varkappa} \rangle\rangle} \text{var}_{\lambda} \Delta = (-1)^{\frac{n(n+1)}{2}} \frac{\text{var}_{\lambda} \Delta}{1 + (-1)^{n-m} \overset{\circ}{\Pi}^{-1}} \langle\langle w, \check{\varkappa} \rangle\rangle. \quad (163)$$

Then, by bilinearity

$$\langle\langle w, \check{\varkappa} \rangle\rangle = \langle\langle w, (-1)^m \overset{\circ}{\Pi} \check{\varkappa}^{\circ} \rangle\rangle = (-1)^m \overset{\circ}{\Pi} \langle\langle w, \check{\varkappa}^{\circ} \rangle\rangle = (-1)^m \overset{\circ}{\Pi}^{-1} \langle\langle w, \check{\varkappa}^{\circ} \rangle\rangle. \quad (164)$$

Substitute this into (163) and using (158) obtain the statement of the lemma. \square

Corollary 13.1. *In cases the P_1, P_2, P_3 in \mathbb{C}^2 the formula (162) is written exactly as the formula (60).*

Proof.

1. *circle:* $n = 2, m = 1$. Under the action of monodromy the central point of the cycle Δ will move to the sheet γ_1 and the projection maps into itself. Therefore $\text{var}_\lambda \Delta = (\overset{\circ}{\Pi} - 1)\Delta$.
2. *biangle:* $n = 2, m = 2$. Under the action of monodromy the central point of the cycle Δ will move to the sheet $\gamma_1\gamma_2$ and the projection maps into minus itself. Therefore $\text{var}_\lambda \Delta = -(\overset{\circ}{\Pi} + 1)\Delta$.
3. *triangle:* $n = 2, m = 3$. Under the action of monodromy the central point of the cycle Δ will move to the sheet $\gamma_1\gamma_2\gamma_3$ and the projection maps into itself. Therefore $\text{var}_\lambda \Delta = (\overset{\circ}{\Pi} - 1)\Delta$.

In all cases, the coefficient in front of the sum in (162) is equal to 1. \square

Remark. Since in a four-dimensional space the intersection index of two-dimensional chains is symmetric, the value of the intersection index does not depend on the permutation of the arguments. \diamond

Remark. The formula (96) is derived from formula VI.27 from [5] in a similar way. \diamond

13.3 Calculation of intersection indices

Here we will consider the F. Pham's singularity of type P_3 in \mathbb{C}^2 , i.e. a *triangle* (see Fig. 69) and calculate the monodromy of cycles of the relative homology group $H_2(\mathbb{B}, \sigma \cup \partial\mathbb{B}; L_{\tilde{\gamma}})$, represented by real domains.

For our example, we rewrite the formula (162) as

$$\text{var}_\lambda(w) = -\overset{\circ}{\Pi} \sum_{\rho \in \pi_1(\mathbb{B} \setminus \sigma)} \langle \rho^{-1} w | \varkappa \rangle \hat{\rho} \Delta. \quad (165)$$

Let us introduce notations for components of a representative of a double loop \varkappa . Note that \varkappa is the same object that $\mathcal{E}(A\omega)$ in our terms, where $\omega = (1 - \gamma_1)(1 - \gamma_2)(1 - \gamma_3)$.

Here we follow the construction described in [5]. Double loop is glued from 26 pieces: 8 *triangles* \triangle , 12 *rectangles* \square and 6 *squares* \square (see Fig. 19: triangles are faces, rectangles are cut cylinders, squares are cut tori). Let lines σ_j be defined by $g_j = 0$, respectively, and for any point $a \in \Delta$ we have $g_j(a) < 0$. Each triangle is identified with a triangle in \mathbb{R}^2 formed by a triple of lines $g_j = -\varepsilon$. Let us index these triangles with all possible subsets of the set $\{1, 2, 3\}$. Triangle

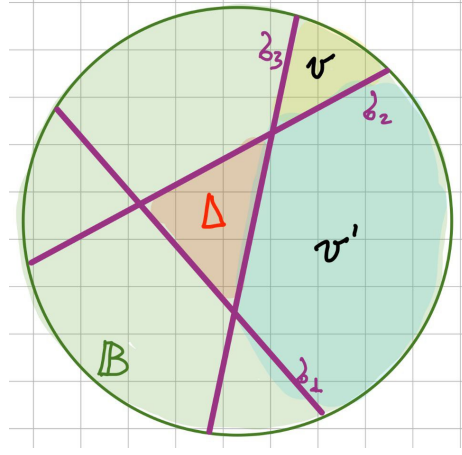


Fig. 69: Domains for calculation of intersection indices

with the index ν will be denoted $\Delta(\nu)$. Rectangles belong to three “types”, each corresponding to a triangle side σ_i .

Each rectangle of type i will be denoted by \square_i and identified with $I_i \times [-\varepsilon, \varepsilon]$, where I_i is the segment of the line $g_i = -\varepsilon$ located between its intersection points with $g_j = -\varepsilon$ for all $j \neq i$. Let us index the rectangles of type i with all subsets of the set $\{1, 2, 3\} \setminus \{i\}$. A rectangle of type i with index ν will be denoted by $\square_i(\nu)$. Finally, the squares are also of three “types”, each of which corresponds to the intersection point $\sigma_i \cap \sigma_j$. Each square of type ij will be denoted by \square_{ij} and identified with $[-\varepsilon, \varepsilon]_i \times [-\varepsilon, \varepsilon]_j$. Let us index the squares of type ij by subsets of the set $\{1, 2, 3\} \setminus \{i, j\}$ and denote a square \square_{ij} with index ν as $\square_{ij}(\nu)$.

The representative of \varkappa used for computations is glued as follows. Consider $\square_i(\nu)$. Let us glue the segment $-\varepsilon \times I_i$ to the corresponding component of the boundary of $\Delta(\nu)$, and $\varepsilon \times I_i$ to the corresponding component of the boundary of $\Delta(\nu \cup i)$. In this way, we will glue rectangles to the boundaries of all triangles. Then consider $\square_{ij}(\nu)$. Let us glue $-\varepsilon_i \times [-\varepsilon, \varepsilon]_j$ to the corresponding component of the boundary of $\square_j(\nu)$ and $\varepsilon_i \times [-\varepsilon, \varepsilon]_j$ to the component of the boundary of $\square_j(\nu \cup i)$. Make a similar attachment for $[-\varepsilon, \varepsilon]_i \times \pm \varepsilon_j$. As a result, obtain a topological space which is homeomorphic to a two-dimensional sphere S^2 (see Fig. 70).

This corresponds to the terms of the polynomial ω . For example, a triangle $\Delta(12)$ corresponds to a subset of $A_{\gamma_1 \gamma_2}$ in our notations, and $\Delta(\emptyset)$ corresponds to A_e . A rectangle $\square_2(3)$ is a cylinder from Fig. 19 connecting A_{γ_3} with $A_{\gamma_2 \gamma_3}$. A square $\square_{23}(\emptyset)$ is a torus connecting the corresponding corners of A_e , A_{γ_2} , A_{γ_3} , $A_{\gamma_2 \gamma_3}$. A scheme of each such corner is shown in Fig. 17.

Indeed, a sphere S^2 is a slightly inflated octahedron shown in Fig. 13.

Construct an immersion of the obtained space in \mathbb{C}^2 . Let us map all triangles identically. Consider a family of real lines l_β passing through a point $\{g_2 =$

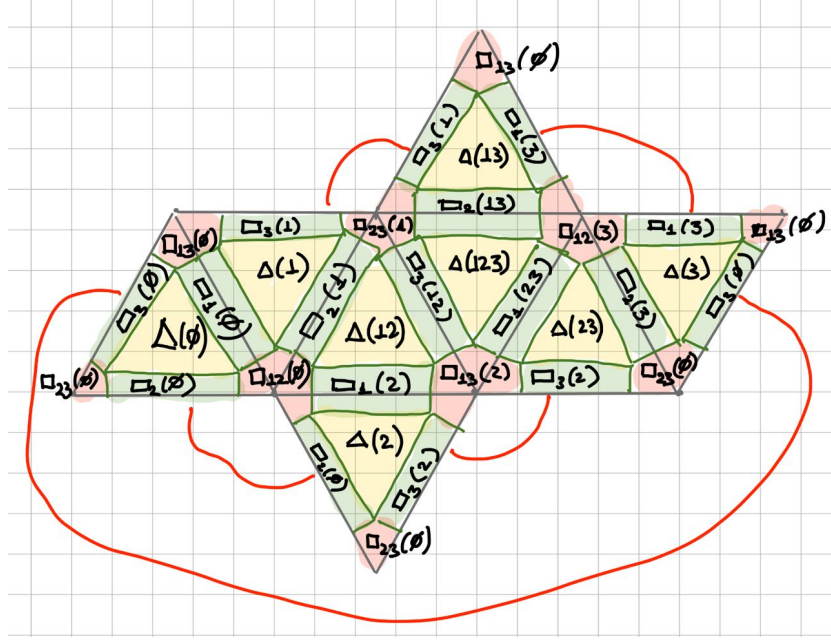


Fig. 70: A double loop \varkappa made of pieces. Edges connected by red lines are glued

$-\varepsilon\} \cap \{g_3 = -\varepsilon\}$ and connecting these two lines. On each such line $l_{\beta'}$, we choose the origin at the point $l_{\beta'} \cap \sigma_1$ and take g_1 as a local coordinate. In this way, we trivialize the “trapezoidal” neighborhood $T(\sigma_1)$ of the singularity component σ_1 which is a polygon bounded by the lines $g_1 = \pm\varepsilon, g_2 = -\varepsilon, g_3 = -\varepsilon$ (i.e. $T(\sigma_1) \simeq \sigma_1 \times [-\varepsilon, \varepsilon]$: the projection of $T(\sigma_1)$ onto the first factor is given by the shift along the pencil l_β (see Fig. 67), the projection onto the second factor is given by the coordinate g_1). This allows us to map the rectangle $\square_1(\nu)$ to \mathbb{C}^2 as follows: two components of boundary $I_1 \times \pm\varepsilon$ map identically, and all segments $\cdot \times [-\varepsilon, \varepsilon]$ (equipped with the coordinate θ) map by the formula $g_1(\theta) = -\varepsilon e^{\pi i(\theta + \varepsilon)/\varepsilon}$ to the corresponding complexified line $l_{\beta'}$. For \square_i with $i \neq 1$, the immersion is similar. Finally, near each point $\sigma_i \cap \sigma_j$ we take g_i, g_j as the local coordinates and map \square_{ij} by the formula $(\theta_i, \theta_j) \rightarrow (-\varepsilon e^{\pi i(\theta_i + \varepsilon)/\varepsilon}, -\varepsilon e^{\pi i(\theta_j + \varepsilon)/\varepsilon})$. Here θ_i, θ_j are coordinates on the square.

It is easy to see that this immersion can be lifted to an immersion in the space of a Riemannian covering. Moreover, the index of each piece of the double loop exactly corresponds to the sheet index of \mathfrak{R} , i.e. the central point of the piece with index ν will be lifted to the sheet $\prod_{j \in \nu} \gamma_j$. The orientation of the image of the $\Delta(\nu)$ coincides with the positive orientation of \mathbb{R}^2 (which defines the positive orientation of the immersed double loop in the initial sheet) if the cardinality of the set ν is even and is the opposite if it is odd. It is easy to see that the orientation of the image of any piece defined by immersion coincides (is opposite) with the positive orientation of the double loop if the cardinality

of the set ν is even (odd).

The twisted intersection index $\langle\langle\Delta, \mathcal{K}\rangle\rangle$ is the most difficult to calculate (see computations in [5]), but the monodromy of the cycle Δ can be calculated directly in an easy way.

Let us calculate $\langle\langle v, \mathcal{K}\rangle\rangle$. Apply formula (165) and take into account the remark before Proposition 13.2. By construction, the immersed double loop intersects v twice in sheets with numbers 1 and γ_1 , and both intersections are transversal. These points are the images of point $(\theta_2, \theta_3) = (0, 0)$ for the immersion of the pieces \square_{23} . It remains to add the orientations and compare the result with the complex orientation. We obtain orienting frames

$$(\partial/\partial g_2, \partial/\partial g_3, i\partial/\partial g_2, i\partial/\partial g_3)$$

at the point on the sheet 1, and

$$(\partial/\partial g_2, \partial/\partial g_3, i\partial/\partial g_2, -i\partial/\partial g_3)$$

at the point on the sheet γ_1 . It means that

$$\langle\langle \square_{23}(\emptyset), \mathcal{K} \rangle\rangle = -1$$

and

$$\langle\langle \square_{23}(1), \mathcal{K} \rangle\rangle = 1.$$

Therefore

$$\langle\langle v, \mathcal{K} \rangle\rangle = -1 + \gamma_1^{-1},$$

and, according to (165),

$$\text{var}_\lambda(v) = -\gamma_1\gamma_2\gamma_3(-1 + \gamma_1^{-1})\Delta = (\gamma_1\gamma_2\gamma_3 - \gamma_2\gamma_3)\Delta. \quad (166)$$

Finally, calculate $\langle\langle v', \mathcal{K} \rangle\rangle$. Apply a “straightening” diffeomorphism (see Fig. 71) to the ε -neighborhood of σ_3 , i.e. diffeomorphism $T_\varepsilon(\sigma_3) \simeq \sigma_3 \times [-\varepsilon, \varepsilon]$:

1) In the “trapezoidal” neighborhood the projection onto the first factor is given by the shift along the pencil l_β (see Fig. 67); the projection onto the second factor is given by the coordinate g_3 .

2) Outside the “trapezoidal” neighborhood the projections are given by the coordinates (g_2, g_3) in $T_\varepsilon(\sigma_2) \cap T_\varepsilon(\sigma_3)$ and (g_1, g_3) in $T_\varepsilon(\sigma_1) \cap T_\varepsilon(\sigma_3)$.

Now let us introduce a coordinate system (u, s) with the origin in the middle of the stratum σ_3 , such that $u \equiv g_3$ along the direction of the outer normal to the Δ , coordinate s is directed along σ_3 , and this coordinate system orients \mathbb{R}^2 positively. Without loss of generality, we will assume that the singularity components σ_1, σ_2 are defined in this coordinate system by the equations $s = \pm 1$. Immersed pieces \square_{23} and \square_{13} are glued to pieces \square_3 along circles of radius ε about the origin on the complex lines defined by $s = 1 - \varepsilon$ and $s = -1 + \varepsilon$, respectively.

Let us perturb the immersed pieces \square_{23} and \square_{13} as shown in the Fig. 72 and also in Fig. 17, right. It is important that this deformation preserves the structure of the coordinate-wise direct product of immersion.

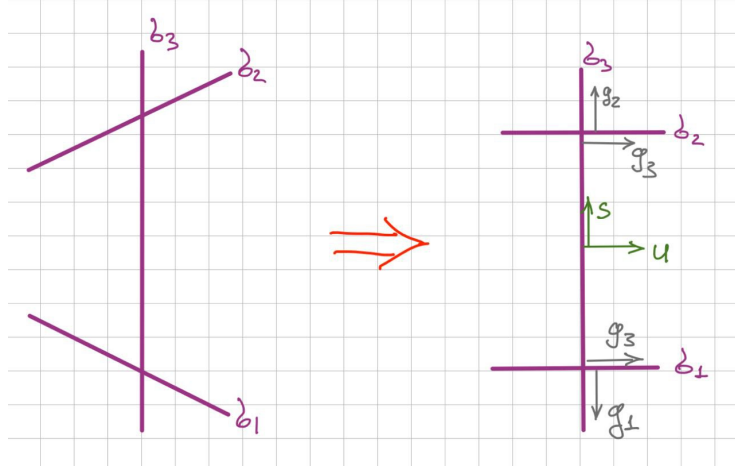


Fig. 71: “Straightening” diffeomorphism for an edge part

After this, the upper part of the boundary of pieces $\square_3(\emptyset)$ (which is glued with $\square_{23}(\emptyset)$, see Fig. 70) and $\square_3(1)$ (which is glued with $\square_{23}(2)$, see Fig. 70) will be moved to the line $s = 1 - \varepsilon - i\delta$. It follows from the considerations below made for $\square_{23}(\emptyset)$:

- 1) According to the gluing rules, the segment $-\varepsilon_2 \times [-\varepsilon, \varepsilon]_3$ is glued to the upper part of the boundary of $\square_3(\emptyset)$.
- 2) According to the definition of immersion, this segment maps onto circle $\{-\varepsilon e^{\pi i(\theta_i + \varepsilon)/\varepsilon}\}$ on the complex line $g_2 = -\varepsilon$ equipped with the coordinate g_3 .
- 3) Our perturbation shifts this circle to the line $g_2 = -\varepsilon - i\delta$, breaks the circle at the point $g_3 = -\varepsilon$ and deforms.
- 4) The coordinate systems (g_3, g_2) and (u, s) are identified by the parallel translation: $s \equiv g_2 + 1$.

Similarly, the lower boundaries of the same pieces will move to the lines $s = -1 + \varepsilon + i\delta$ and $s = -1 + \varepsilon - i\delta$ correspondingly. The upper part of the boundary of $\square_3(2)$ and $\square_3(12)$ will move to the line $s = 1 - \varepsilon + i\delta$ and the lower parts will move to the lines $s = -1 + \varepsilon - i\delta$ and $s = -1 + \varepsilon + i\delta$.

Let us see whether these shifts can be continued inside the cylinders so that there are no intersection points with \mathbb{R}^2 . Consider the complex line with coordinate s and note that the points $\pm(1 - \varepsilon) - i\delta$ (similarly, $\pm(1 - \varepsilon) + i\delta$) can be connected by a straight segment not intersecting the real axis. The direct product of this line segment and the perturbed component of the boundary (i.e. a cut and deformed circle located in the complex line with the coordinate u) defines the perturbation of $\square_3(1)$ and $\square_3(2)$ without points of intersection with \mathbb{R}^2 . Similarly, in the cases $\square_3(\emptyset)$ and $\square_3(12)$, we have a unique intersection point (a pinch with the real axis), coinciding with the central point of the piece. Adding the orientations, we obtain the following orienting frames at the points

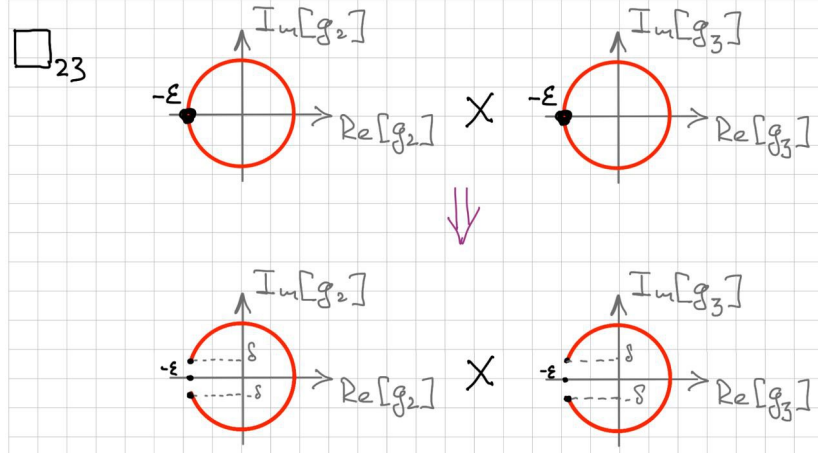


Fig. 72: Perturbation of the edge pieces

of interest:

$$(\partial/\partial u, \partial/\partial s, i\partial/\partial u, -i\partial/\partial s)$$

for $\square_3(0)$ (see Fig. 73) and

$$(\partial/\partial u, \partial/\partial s, i\partial/\partial u, i\partial/\partial s)$$

for $\square_3(12)$. Therefore

$$\langle \langle v', \mathcal{K} \rangle \rangle = 1 - \dot{\gamma}_1^{-1} \dot{\gamma}_2^{-1},$$

and according to (165)

$$\text{var}_\lambda(v') = -\dot{\gamma}_1 \dot{\gamma}_2 \dot{\gamma}_3 (1 - \dot{\gamma}_1^{-1} \dot{\gamma}_2^{-1}) \Delta = (-\dot{\gamma}_1 \dot{\gamma}_2 \dot{\gamma}_3 + \dot{\gamma}_3) \Delta. \quad (167)$$

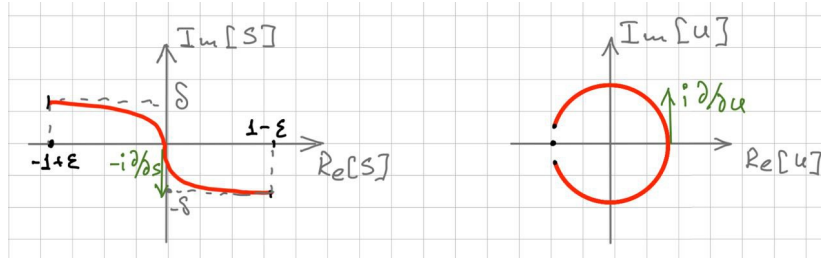


Fig. 73: Computation of the orientation

References

- [1] F. Pham. *Introduction a l'étude topologique des singularités de Landau*. Gauthier-Villars et cie, 1967.

- [2] B.V. Shabat. *Introduction to Complex Analysis: Functions of Several Variables*. Translations of Mathematical Monographs. American Mathematical Society, 1992.
- [3] F. Pham. *Singularities of integrals: Homology, hyperfunctions and microlocal analysis*. Universitext. Springer London, 2011.
- [4] M. Berghoff and E. Panzer. Hierarchies in relative picard-lefschetz theory. *arXiv preprint arXiv:2212.06661*, 2022.
- [5] V. A. Vassiliev. *Applied Picard-Lefschetz Theory*. Mathematical Surveys and Monographs. American Mathematical Society, Providence, RI, October 2002.
- [6] R. C. Assier and A. V. Shanin. Diffraction by a quarter-plane. analytical continuation of spectral functions. *The Quarterly Journal of Mechanics and Applied Mathematics*, 72(1):51–86, 2019.
- [7] E. Picard and G. Simart. *Théorie des fonctions algébriques de deux variables indépendantes*. Gauthier-Villars, 1897.
- [8] S. Lefschetz. *L'analysis situs et la géométrie algébrique*. Collection de monographies sur la théorie des fonctions. Gauthier-Villars et cie, 1924.
- [9] F. Pham. Formules de picard-lefschetz généralisées et ramification des intégrales. *Bulletin de la Société Mathématique de France*, 93:333–367, 1965.
- [10] V. A. Vassiliev. *Ramified integrals, singularities and lacunas*. Mathematics and Its Applications. Springer, Dordrecht, Netherlands, October 2012.
- [11] R. C. Hwa and V. L. Teplitz. *Homology and Feynman Integrals*. Mathematical physics monograph series. W. A. Benjamin, 1966.
- [12] V. I. Arnold, S. M. Gusein-Zade, and A. N. Varchenko. *Singularities of differentiable maps, volume 2*. Modern Birkhäuser Classics. Birkhauser Boston, Secaucus, NJ, 2012 edition, May 2012.
- [13] R. C. Assier, A. V. Shanin, and A. I. Korolkov. A contribution to the mathematical theory of diffraction: a note on double fourier integrals. *The Quarterly Journal of Mechanics and Applied Mathematics*, 76(1):1–47, 2023.
- [14] R. C. Assier, A. V. Shanin, and A. I. Korolkov. A contribution to the mathematical theory of diffraction. part ii: Recovering the far-field asymptotics of the quarter-plane problem. *Quarterly Journal of Mechanics and Applied Mathematics*, 77(1-2):hbae005, 2024.
- [15] V. V. Prasolov. *Elements of Combinatorial and Differential Topology*. Graduate Studies in Mathematics. AMS, March 2022.
- [16] O. Zariski. On the poincaré group of a projective hypersurface. *Annals of Mathematics*, 38(1):131–141, 1937.