

Leveraging Ensemble-Based Semi-Supervised Learning for Illicit Account Detection in Ethereum DeFi Transactions

Shabnam Fazliani^{1,†}, Mohammad Mowlavi Sorond^{2,†}, Arsalan Masoudifard^{3,†}

Abstract—The advent of smart contracts has enabled the rapid rise of Decentralized Finance (DeFi) on the Ethereum blockchain, offering substantial rewards in financial innovation and inclusivity. However, this growth has also introduced significant security risks, including the proliferation of illicit accounts involved in fraudulent activities. Traditional detection methods are limited by the scarcity of labeled data and the evolving tactics of malicious actors. In this paper, we propose a novel Self-learning Ensemble-based Illicit account Detection (SLEID) framework to address these challenges. SLEID employs an Isolation Forest for initial outlier detection and a self-training mechanism to iteratively generate pseudo-labels for unlabeled accounts, thereby enhancing detection accuracy. Extensive experiments demonstrate that SLEID significantly outperforms traditional supervised approaches and recent semi-supervised models, achieving superior precision, recall, and F1-scores, particularly in detecting illicit accounts. Compared to state-of-the-art methods, our approach achieves better detection performance while reducing reliance on labeled data. The results affirm SLEID’s efficacy as a robust solution for safeguarding the DeFi ecosystem and mitigating risks posed by malicious accounts.

Index Terms—Decentralized Finance, Ethereum Blockchain, Illicit Account Detection, Self-Learning, Semi-Supervised Learning.

I. INTRODUCTION

Ethereum, as the leading blockchain platform for smart contracts, faces increasing risks, especially with the growth of Decentralized Finance (DeFi). Its open, decentralized structure encourages innovation but also makes it an attractive target for malicious actors exploiting its vulnerabilities [1]. The permissionless nature of DeFi inherently creates security challenges, as these protocols often lack the centralized oversight that might otherwise mitigate such risks [2]. This lack of oversight also introduces risks through interactions with illicit accounts, which adversaries can exploit by deploying contracts that appear trustworthy but contain malicious code [3]. The U.S. Treasury’s 2023 DeFi Risk Assessment [4] highlights several critical concerns regarding security risks in the DeFi ecosystem. Key vulnerabilities include the lack of compliance with AML/CFT regulations by many DeFi services, which increases their attractiveness to illicit actors involved in ransomware,

fraud, and other illegal activities. Specific numbers reflect the scale of these issues, with reports showing over 2,000 DeFi services worldwide holding a combined Total Value Locked (TVL) of \$39.77 billion as of December 2022, with decentralized exchanges accounting for \$15.85 billion in TVL.

Detecting malicious accounts on Ethereum is crucial because these accounts serve as the primary means for laundering funds obtained through various attacks. The anonymity and lack of robust law enforcement on Ethereum make it an attractive platform for cybercriminals to convert fraudulently obtained gains into legitimate assets. By moving funds through multiple service providers such as exchanges, mixers, and loan platforms, criminals can obscure the origins of their assets, making them difficult to trace [5]. Moreover, detecting malicious accounts is also vital for preventing phishing scams, where attackers use deceptive tactics to trick users into transferring funds to fraudulent addresses. Such scams not only lead to significant financial losses for individuals but also undermine trust in the entire ecosystem, emphasizing the need for effective identification and mitigation of these malicious entities. [6]

For detecting illicit accounts in cryptocurrency networks, various approaches have been explored to address the challenges posed by illegal activities such as phishing, Ponzi schemes, and money laundering.

- **Supervised Learning Techniques:** This approach involves using supervised learning techniques, such as the XGBoost classifier, to identify suspicious accounts based on their transaction history, focusing on training models with labeled data to improve detection accuracy [7] [8].
- **Unsupervised and Rule-based Methods:** Another method emphasizes a general framework for risk rating, using a customized suspiciousness metric, which assesses the extent of abnormal transaction behavior, along with reliability and trustiness metrics to evaluate the intentions of payers and the credibility of payees, respectively. Using network propagation techniques, their unsupervised model can adapt flexibly to various types of fraud detection, providing a continuous risk assessment that goes beyond traditional binary classification [9].
- **Visual Analysis and Anomaly Detection:** This framework employs a visual analysis approach, which leverages a multi-view interface to visually display suspicious account detection and transaction patterns over time. This approach integrates anomaly detection, using the Local

¹Department of Electrical Engineering, Sharif University of Technology, Tehran, Iran. Email: shabnam_fazliani@ee.sharif.edu

²Department of Computer Engineering, Sharif University of Technology, Tehran, Iran. Email: mmowlavi2002@gmail.com

³Department of Computer Engineering, Sharif University of Technology, Tehran, Iran. Email: arsalan.masoudi@sharif.edu

[†]These authors contributed equally to this work.

Outlier Factor (LOF) algorithm to initially flag unusual transaction behaviors, and clustering with DBSCAN to further refine these results by identifying both high-frequency “loud” activities and more subtle, low-profile patterns. This combination supports supervisors in identifying potentially illicit activities through a user-friendly, interactive visualization that aids in human-in-the-loop decision-making [10].

However, these existing methods have inherent limitations. Supervised models depend heavily on labeled datasets, which are scarce in this environment, limiting their generalizability and adaptability to evolving illicit activities. Risk rating frameworks may suffer from subjective thresholds and scalability issues in large transaction networks, leading to inconsistent performance. While visual analysis enhances interpretability, it requires significant manual validation and is prone to human error.

To address these challenges, we propose an ensemble semi-supervised learning framework for identifying illicit addresses within a batch of accounts, as illustrated in Figure 1. First, we expand the batch and construct a dataset designed to provide a feature-rich environment. We then employ Isolation Forest as an outlier detection method, as demonstrated by Ripan et al. [11], to not only filter outliers but also select high-confidence normal accounts, ensuring improved reliability for subsequent supervised learning. Following this, the supervised ensemble model undergoes iterative training using a self-training mechanism: it generates pseudo-labels for the remaining unlabeled data, incorporating high-confidence predictions back into the training set in subsequent iterations. This approach effectively reduces reliance on scarce labeled data, allowing the model to learn from a more extensive dataset that captures nuanced behaviors present in the unlabeled accounts.

The key contributions of our work include a selective dataset acquisition strategy that enhances the informativeness of training data through network expansion and feature-based filtering. We present an innovative application of isolation forest for generating reliable pseudo-labels from unlabeled accounts, coupled with a self-learning supervised framework that iteratively refines the model’s detection capability by incorporating high-confidence predictions. This integrated approach significantly improves the detection of illicit accounts while reducing dependence on scarce labeled data.

The remainder of this paper is organized as follows. In Section II, we review related works on illicit account detection in cryptocurrency networks, focusing on both supervised and semi-supervised approaches. Section III describes the dataset and the feature extraction process, detailing how we address the challenges of class imbalance. In Section IV, we present our proposed semi-supervised ensemble learning framework, explaining its components and the iterative training process. Section V discusses the experimental setup and evaluates the performance of our model in comparison to other methods. Section VI provides a discussion of our results and insights on model interpretability and self-learning iterations. Finally, Section VII concludes the paper with a summary of findings

and potential future directions for research.

II. RELATED WORKS

Detecting illicit accounts in cryptocurrency networks has been a focus of significant research efforts. Many existing works have centered around money laundering, not only because it is a common illicit activity but also due to its connections to and implications for other types of attacks within blockchain ecosystems. The following papers present various methodologies and frameworks that have been proposed for detecting illicit accounts and anti-money laundering (AML).

In recent advancements in AML research, various techniques have been introduced to improve detection accuracy and lower the costs of investigations. Labanca et al. [12] present an active learning framework that combines both supervised and unsupervised learning methods to better identify suspicious transactions. This approach includes innovative selection strategies to target specific transactions, demonstrating enhanced performance over existing AML systems. Jensen and Iosifidis [13] contribute an in-depth review of statistical and machine learning approaches used in banks for AML, emphasizing the importance of client risk profiling and the challenges involved in suspicious behavior flagging. Their work also highlights the promise of deep learning and synthetic data generation as tools to bolster AML detection systems. Furthermore, Wu et al. [14] delve into AML on the Ethereum blockchain, focusing on asset flows following cyber heists and employing taint analysis to identify laundering tactics such as token swaps and counterfeit token creation. These methods reveal increasingly complex laundering practices that exceed traditional AML frameworks.

Transitioning into graph-based techniques, several studies have employed graph learning methods to tackle AML challenges, particularly in complex networked systems. Hyun et al. [15] explore AML in cryptocurrency networks using a multi-relational Graph Neural Network (GNN) model, addressing significant issues like sparse node features and class imbalances. By integrating adaptive neighbor sampling and analyzing transaction attributes like amount and frequency, their model demonstrates enhanced detection performance. Similarly, Cheng et al. [16] propose a group-aware deep graph learning approach that models organized criminal behaviors through a community-centric encoder, effectively capturing gang behaviors to improve detection accuracy. In another graph-based application, Zhou et al. [10] worked with a cryptocurrency exchange to develop a visual analysis system for AML, integrating anomaly detection within an abacus-inspired interface that supports transaction supervisors in identifying laundering tactics. Together, these graph-focused strategies underscore the effectiveness of graph learning in identifying and understanding AML in complex financial networks.

Several recent studies have focused on improving fraud detection in cryptocurrency networks using a variety of approaches. Umer et al. [17] proposed an ensemble deep learning model specifically for detecting fraudulent transactions on the Ethereum network. By combining Convolutional Neural

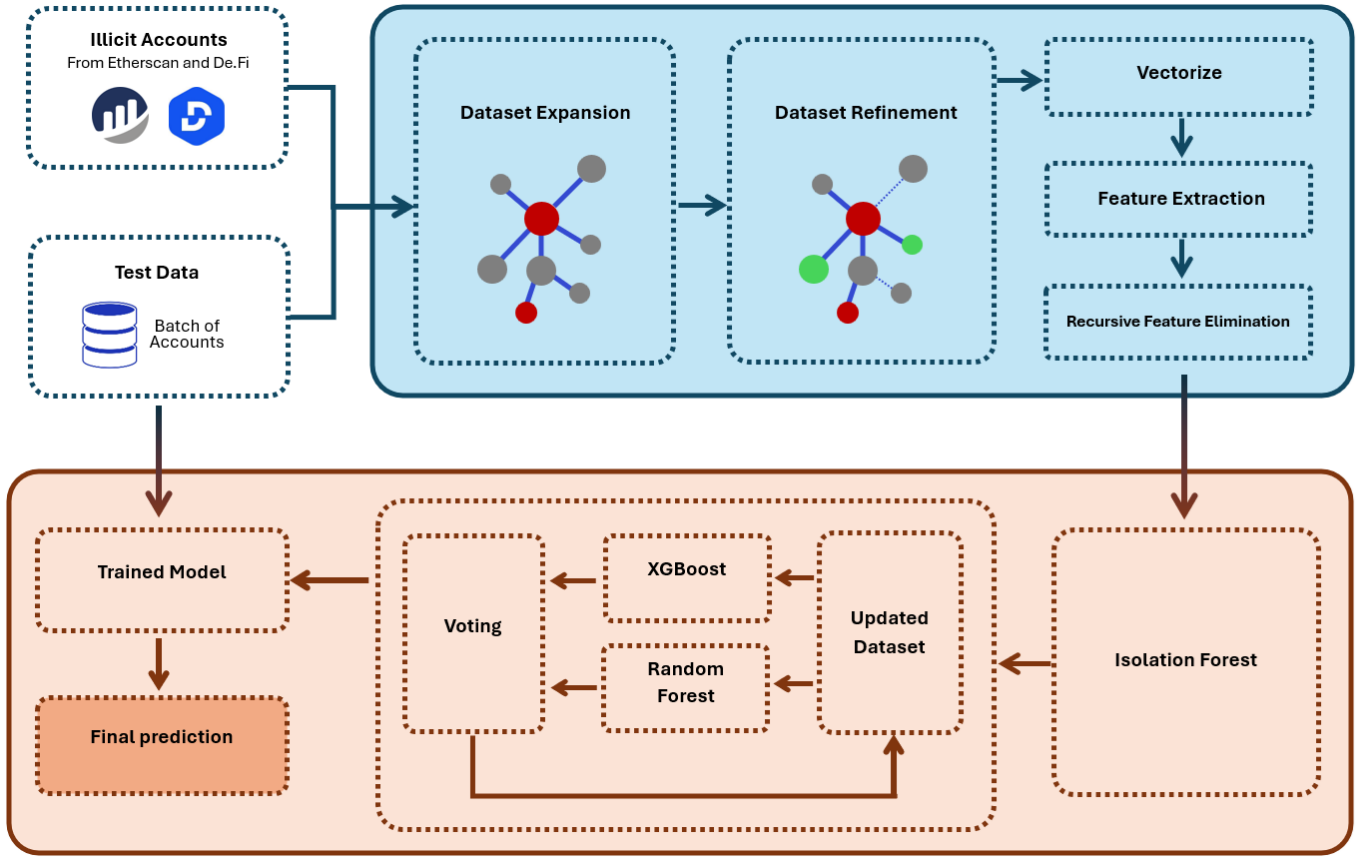


Fig. 1. **Methodology Overview for Illicit Account Detection in DeFi Ecosystem.** The pipeline consists of three main components: dataset preparation, model training, and prediction. Illicit accounts are initially sourced from Etherscan and DeFi, followed by dataset expansion and refinement through network analysis. After vectorization and feature extraction, recursive feature elimination is applied to optimize the features. An isolation forest detects outliers, which are then used to update the dataset. The updated dataset is fed into a voting-based ensemble model combining XGBoost and Random Forest classifiers. The trained model is evaluated with a batch of test accounts to produce the final prediction on illicit activities.

Networks (CNN) and Long Short-Term Memory (LSTM) networks, they achieved high performance, utilizing bagging and boosting techniques to enhance detection accuracy, with the LSTM ensemble model attaining an accuracy of 96.4

Transitioning to graph-based techniques, several studies demonstrate the benefits of graph learning models for fraud detection on blockchain networks. Kanezashi et al. [18] evaluated heterogeneous Graph Neural Networks (GNNs) for detecting phishing scams and illicit activities within Ethereum. Their results demonstrated that Relational GCN (RGCN), a heterogeneous GNN, outperformed homogeneous GNNs in accuracy. Similarly, Liu et al. [19] developed GTN2vec, a graph embedding algorithm specifically aimed at money laundering detection on Ethereum. By using biased random walks and incorporating behavioral features like gas prices and transaction timestamps, the algorithm significantly improved detection rates. Sun et al. [20] introduced an Adaptive Attention-Based Graph Representation Learning (ABGRL) model for detecting phishing accounts, employing a multi-channel approach with adaptive attention that enhances feature representation of low-degree nodes, resulting in improved

accuracy over traditional phishing detection models. Lastly, Li et al. [21] introduced SIEGE, a Self-Supervised Incremental Deep Graph Learning model addressing scalability and data labeling challenges. By incrementally processing Ethereum transaction data and combining spatial and temporal learning tasks, SIEGE demonstrated notable improvements in phishing detection accuracy on Ethereum.

Aziz et al. have proposed several innovative machine learning and deep learning approaches aimed at improving fraud detection on the Ethereum blockchain. They introduced a Light Gradient Boosting Machine (LGBM) approach, which effectively addresses the classification of transactions with limited attributes, demonstrating the high accuracy and efficiency of gradient boosting algorithms in detecting fraudulent activity [22, 23]. By further optimizing the LGBM model with Euclidean distance estimation, they achieved enhanced classification performance, outperforming models like Random Forest and XGBoost with accuracies as high as 99.17% [23]. Expanding on this work, Aziz et al. later developed a deep learning-based model optimized with a hybrid Genetic Algorithm-Cuckoo Search (GA-CS) technique, improving detection accu-

racy to 99.71% by leveraging GA to address Cuckoo Search's limitations. This approach outperformed traditional models such as random forest, logistic regression, and support vector classifiers, marking a significant advance in Ethereum fraud detection capabilities [24].

Recent works in the field have explored anomaly detection techniques without relying on graph-based methods, focusing instead on semi-supervised learning and AI integration. Sanjalawe et al. [25] introduced ATD-SGAN, a Semi-Supervised Generative Adversarial Network model designed to address the challenge of limited labeled data in detecting abnormal transactions on the Ethereum network. By generating synthetic data to enhance training, ATD-SGAN improves the performance of intrusion detection systems (IDS), achieving detection accuracy gains of 3.78% to 11.05% and significantly reducing false alarm rates to just 0.15%. In a similar non-graph approach, Olawale and Ebadinezhad [26] developed an anomaly detection system for the Internet of Healthcare Things (IoHT), combining AI models like Support Vector Machines (SVM) and 1D CNNs to identify anomalous behavior within IoT networks. Their model integrates blockchain technology, utilizing InterPlanetary File Systems (IPFS) to ensure data security and immutability, providing a tamper-proof validation layer for the AI models. Finally, Poursafaei et al. [27] focused on detecting malicious entities on the Ethereum blockchain by employing traditional machine learning models such as Logistic Regression, Support Vector Machines, and ensemble methods like Stacking and AdaBoost. Their model achieved high accuracy with an F1 score of 0.996, showcasing the efficacy of these methods in anomaly detection.

In contrast, graph-based techniques for anomaly detection have shown substantial promise in capturing relational data within networks. Tan et al. [28] developed a framework for fraud detection in Ethereum by leveraging Graph Neural Networks (GNN), integrating both network structure and transactional behavior to identify suspicious accounts. By utilizing Node2Vec for network embedding and applying a Graph Convolutional Neural Network (GCN) for classification, the model achieved a high detection accuracy of 96%, demonstrating the effectiveness of blending behavioral and structural features. Additionally, Rabieinejad et al. [29] proposed a two-phase, deep learning-based model aimed at threat hunting on the Ethereum blockchain. This model combines a deep neural network for initial attack detection with unsupervised (K-means) and supervised learning algorithms (Decision Tree, Random Forest, and Naive Bayes) for classifying security attacks, achieving impressive accuracy levels in both detection (97.72%) and classification (99.4%). Together, these graph-based models highlight the value of network structure analysis in enhancing anomaly detection capabilities in blockchain ecosystems.

III. DATASET CONSTRUCTION AND FEATURE ENGINEERING

A. Dataset Collection and Curation

In our experiment, the primary goal is to determine whether a given batch of Ethereum accounts is illicit or not. To achieve this, 581 anomalous accounts were selected from a community-approved set, each linked to a variety of fraudulent activities, such as phishing schemes, rug pulls, heists, and flash loan attacks. A common approach for gathering such datasets involves a time-frame-based method, where transactions from specific periods are analyzed. However, this method presents challenges because not all transactions associated with an account may fall within the chosen time frame. Moreover, even when all transactions are included, the dataset remains highly imbalanced, with illicit accounts comprising only about 0.1% of the total. This imbalance can significantly hinder the performance of detection models, making it harder to accurately identify illicit activities in large-scale blockchain networks. Therefore, careful consideration of dataset construction and balancing is critical for improving the reliability of detection systems.

A more effective approach to dataset acquisition starts with constructing a core set of known illicit accounts and then expanding the dataset through the inclusion of second-order neighboring accounts. This method ensures that a broader range of account interactions is captured, providing a more comprehensive view of the network. By using known illicit accounts as the core and expanding the dataset to include accounts transacting with them, this approach overcomes the limitations of time-frame-based methods by considering the entire interaction network of these accounts, thus improving the reliability of identifying illicit activities [19], [9].

Fu et al. [9] implemented a rule-based method to score Ethereum accounts by evaluating three key metrics: anonymity, wash trading, and lifespan. The anonymity metric assesses how well accounts conceal their identities by limiting the number of transactions per account. The wash trading metric identifies accounts involved in repetitive transactions to artificially boost trading volumes. The lifespan metric measures the duration between an account's first and last transactions, with shorter lifespans indicating potential fraudulent activity. These metrics collectively help in scoring accounts to detect illicit activities. Our experiment on different datasets showed that while the high-risk accounts discovered by this method generated several false positives, the low-risk accounts could reliably be considered normal. Based on their work, we classified accounts with scores less than 0.2 across all criteria— anonymity, wash trading, and lifespan—as normal accounts. This approach effectively minimized the risk of misclassifying non-fraudulent accounts while maintaining a stringent detection mechanism for potential illicit activities.

Based on a paper by Wu et al. [30], many fraudulent accounts involved in money laundering activities eventually transact with DeFi platforms for actions such as swapping tokens or lending. Additionally, Palaiokrassas et al. [8]

demonstrated that incorporating DeFi-related features significantly enhances the performance of machine learning models. Therefore, we prioritize accounts with a higher number of transactions in the DeFi environment and add them to our core addresses. This approach is more informative as DeFi transactions often involve complex interactions which provide deeper insights into the behavior of both normal and fraudulent accounts.

Algorithm 1 Dataset Expansion

```

1: initialize address_dataset
2: initialize illicit_ratio based on address_dataset
3: while illicit_ratio > 0.01 do
4:   Acquire the next layer of addresses and store it in
     temp_new_addresses
5:   for each address in temp_new_addresses do
6:     if risk_rate_score < 0.2 then
7:       add this address to address_dataset
8:     end if
9:     if is_DeFi_involved then
10:      add this address to address_dataset
11:    end if
12:   end for
13:   update illicit_ratio based on address_dataset
14: end while

```

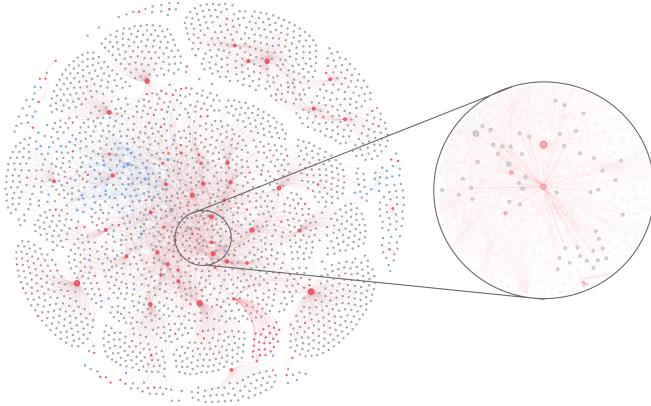


Fig. 2. Interconnections between certain illicit addresses

The algorithm 1 presented is used for expanding a dataset of addresses by iteratively adding new addresses until the ratio of illicit accounts in the dataset drops below a certain threshold (0.01 in this case). It starts by initializing an address dataset and calculating the current illicit account ratio. Then, it acquires new layers of addresses, evaluates each one, and adds it to the dataset if the risk score is below 0.2 or if the account is involved in DeFi transactions. After each iteration, the illicit ratio is updated, and the process continues until the desired ratio is met. The final dataset comprises 44,675 core addresses, for which all transactions have been investigated, resulting in a total of 1,888,553 accounts. This way our core addresses which comprises of 1% illicit accounts are not

only more informative but also later on can take advantage of using unsupervised methods to further pseudo-label more illicit accounts as patterns are richer. The data was collected up until April 4, 2024.

Figure 2 highlights a small portion of the dataset, revealing that illicit accounts tend to form clusters or interconnections with other illicit accounts, sometimes at a distance of just one node in the graph. These tightly connected accounts are often associated with phishing activities, where multiple illicit entities collaborate or share transaction patterns. Furthermore, the figure indicates that many grey nodes, representing accounts of unknown status, are embedded within these illicit clusters. The proximity of these unknown accounts to confirmed illicit accounts suggests a high likelihood of suspicious behavior, warranting further investigation to assess their potential involvement in fraudulent activities. This interconnectedness underscores the importance of analyzing not just known illicit accounts, but also their neighbors, to uncover hidden patterns of criminal behavior within the network.

B. Modeling

To effectively analyze the Ethereum ecosystem, we adopt directed graph representations that encapsulate the complex relationships within this domain. Our exploration of various graph models, as discussed in [31], is driven by the need to detect anomalies efficiently. Here, we briefly discuss each model before focusing on the bipartite graph, which proved most suitable for our dataset.

- **Transaction Graphs:** Nodes represent transactions, and directed edges reflect fund flows, incorporating attributes such as transaction timings, fees, amounts, and computational costs. These graphs are instrumental in identifying deviations in transaction patterns and costs.
- **Address Graphs:** These graphs feature addresses as nodes, with transactions between addresses forming the directed edges. By mapping address interactions, we enhance our ability to spot anomalous behaviors linked to specific addresses.
- **Cluster Graphs:** In these graphs, clusters of addresses serve as nodes. Directed edges between clusters help in detecting unusual transaction flows, thus highlighting potential anomalies in broader network behaviors.
- **Bipartite Graphs:** With nodes divided into two distinct groups—users and transactions—bipartite graphs excel in depicting interactions without overlap, thus maintaining a clear distinction between participants and their transactions.[32]

Upon comparing these models, the **bipartite graph** emerged as the optimal structure for our needs. It simplifies the complex web of transactions by clearly delineating users and transactions, aiding in both visualization and analysis.

The bipartite graph, as depicted in Fig. 3, distinctively associates each user account with the transactions they partake in, thereby simplifying the detection of anomalous patterns such as a user engaging in an unusually high volume of transactions within a short time span—a potential sign of

fraudulent activity. Utilizing a bipartite graph structure brings multiple advantages for achieving our goal. The explicit demarcation between user and transaction nodes significantly improves the identification of irregular behaviors, which is vital for highlighting potential fraud or manipulative actions. Moreover, this graph configuration facilitates the recognition of habitual user behaviors, enhancing the predictive accuracy of our analytical models. Furthermore, the bipartite graph enables the extraction of sophisticated features, such as node centrality and transaction clustering, which are essential for developing robust machine learning models aimed at detecting anomalies.

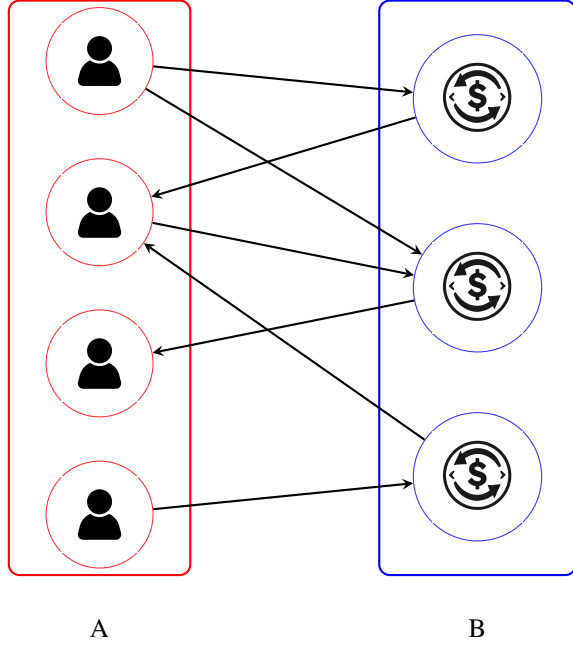


Fig. 3. Bipartite graph representation of our dataset. Sets A and B demonstrate the accounts and the transactions, respectively. The directed arrows show the sender(s) and receiver(s) of each transaction.

C. Preprocessing

The raw dataset was preprocessed to handle missing and extreme values. Several features, such as tag, address, and the type, were removed as they were deemed non-informative for the classification task. Missing values in the remaining features were imputed with the mean, and infinite values were replaced with NaN before being dropped. Additionally, the 99th percentile of each feature was used as an upper bound to clip extreme outliers, thus minimizing the impact of noise and improving model stability.

D. Feature Extraction

In our study, we employ a range of features designed to capture the unique characteristics and dynamics of blockchain interactions:

- 1) **Graph-Related Features:** We utilize basic graph metrics such as in-degree, out-degree, and centrality to understand the connectivity and potential influence of

nodes within the Ethereum network. These metrics are crucial for identifying central nodes that might be hubs for unusual or suspicious activities.

- 2) **Temporal Features:** We analyze the behavioral consistency of nodes by monitoring the frequency and timing of their transactions. This includes the number of transactions and the diversity of recipients over time, which can help in detecting irregular transaction patterns and timing anomalies.
- 3) **Node Features:** Attributes specific to user accounts, such as the balance, account creation date, and participation in smart contracts, are analyzed to provide insights into the stability and history of each node.
- 4) **Transaction Features:** We examine specific characteristics of transactions, including the average value, fees, the timestamp of each transaction, and the order of execution. These features are vital for understanding transaction flows and identifying patterns that deviate from the norm.
- 5) **Volatility Indicators:** We track sudden changes in transaction volumes, fees, or frequency, which can indicate potential manipulation or fraudulent activities. These indicators are particularly useful for spotting flash anomalies that may affect market stability.
- 6) **Neighborhood Features:** By aggregating data on the features and transactions of neighboring nodes, we can identify local subnetwork characteristics that might influence or reflect a node's behavior. This includes assessing the average transaction size, frequency, and typical fee structures within a node's immediate network vicinity.

By integrating these diverse sets of features, our model aims to robustly detect anomalous behaviors that deviate from typical patterns observed in Ethereum transactions related to DeFi. This comprehensive method not only enhances the detection accuracy but also provides a detailed perspective of network dynamics, essential for mitigating risks in the rapidly evolving Ethereum landscape.

IV. METHODOLOGY

A. Overview

In the following sections, we will introduce a methodology addressing the challenge of unknown labeling within our dataset, which comprises a significant number of unknown labels alongside a smaller subset of clearly defined licit and illicit labels. To enhance the accuracy of the label assignment, we employ an unsupervised Isolation Forest algorithm. This approach allows us to identify and reclassify certain unknown labels as illicit, based on their similarity to known illicit.

We implement this reclassification with meticulous attention to detail, ensuring that addresses identified as illicit are treated with a high degree of confidence to minimize the risk of mislabeling. Following this initial step, we apply a self-learning framework to systematically label the remaining unknown addresses. This process is conducted iteratively, allowing for refinement at each stage.

Ultimately, we conduct a comprehensive classification of the dataset once more, thereby improving the overall integrity and reliability of the labeling process. The entire process is shown in Figure 1.

B. Label Assignment

The task of label assignment was addressed through a combination of data preprocessing, anomaly detection, and augmentation techniques. The dataset, containing both labeled and unlabeled data, presented a challenge unknown, illicit, licit labels. To enable effective classification, the labeled dataset was processed as follows:

Anomaly Detection with Isolation Forest:

Given the presence of unlabeled data, an anomaly detection method was employed to identify potential illicit instances within the unknown class. The Isolation Forest algorithm, a widely-used method for outlier detection, was applied to the unknown subset. With a contamination factor of 0.5%, this model identified potential anomalies as outliers. The predictions from the Isolation Forest were used to separate the unknown data into two groups:

- 1) **Filtered unknown data:** Instances classified as non-outliers.
- 2) **Illicit data:** Instances classified as outliers, which were assumed to be likely illicit.

The illicit data identified by the Isolation Forest were then incorporated into the labeled dataset. This augmentation of illicit samples effectively expanded the training dataset, increasing the diversity of illicit examples available for model training. As a result, the model was able to learn a more accurate representation of the illicit class, crucial for improving classification performance in imbalanced datasets.

Final Label Assignment:

After detecting anomalies, the previously unlabeled illicit data were added to the known labeled data. To complete the process, the combined dataset now consisted of both licit and illicit samples. The newly labeled illicit instances were appended to the labeled dataset, and the corresponding labels were updated.

C. Classifiers

Hyperparameter Tuning with Optuna

The classification component of the system involved two major tasks: hyperparameter tuning using Optuna and the construction of an ensemble classifier using a Voting Classifier. The classifier design focused on maximizing performance in distinguishing between licit and illicit classes, given the semi-supervised nature of the task.

Random Forest (RF)

The objective function defined the hyperparameter search space for the Random Forest model, including parameters such as:

- 1) **Number of estimators:** The number of trees in the forest.

- 2) **Maximum of depth:** The maximum depth of each tree.
- 3) **Minimum samples for splitting:** The minimum number of samples required to split an internal node.
- 4) **Class weight:** Adjusting the class imbalance.

Each Random Forest model was evaluated using a 5-fold Stratified K-Fold Cross-Validation to ensure that the distribution of illicit and licit labels remained balanced across training and validation splits. Optuna then explored this hyperparameter space and returned the set of parameters that maximized the cross-validated F1-score.

XGBoost (XGB)

Similarly, the objective function defined the hyperparameter search space for the XGBoost model, including:

- 1) **Maximum depth:** The maximum tree depth.
- 2) **Learning rate:** The shrinkage factor that controls the step size of updates.
- 3) **Number of estimators:** The number of boosting rounds.
- 4) **Regularization terms** to control overfitting.

As with Random Forest, a 5-fold Stratified Cross-Validation procedure was employed to evaluate model performance. Optuna optimized the hyperparameters by iteratively adjusting them to maximize the F1-score on the validation set.

D. Ensemble Voting Classifier

Once the optimal parameters for Random Forest and XGBoost were identified, the two models were combined in an ensemble framework using a Voting Classifier. The ensemble model was constructed using a soft voting strategy, which combines the predicted probabilities from both classifiers to make the final prediction. This approach is especially effective when the base models are complementary, as in this case where RF and XGB offer different strengths in handling high-dimensional feature spaces and complex interactions.

The ensemble classifier was evaluated using a 5-fold Stratified Cross-Validation. In each fold, the ensemble was trained on the training subset and evaluated on the validation subset. Performance metrics such as recall, precision, F1-score, and accuracy were recorded for both illicit and licit classes.

E. Self-Learning Iterative Approach

In addition to cross-validation, an iterative self-learning process was incorporated to further improve classification performance. After each fold, the trained Voting Classifier was applied to the filtered unknown data. The model's predicted probabilities for the unknown samples were used to identify the most confident predictions, based on a confidence threshold (e.g., 90%).

During each iteration:

- Confident predictions were added to the training dataset.
- The classifier was retrained on the expanded dataset (including the confident pseudo-labeled samples).
- The process continued for a fixed number of iterations (e.g., 5) or until no confident samples remained.

This iterative pseudo-labeling strategy allowed the model to continuously learn from both labeled and pseudo-labeled

data, improving generalization and robustness, especially for the minority class (illicit). The final model after each fold was evaluated on the validation data, and the iteration that yielded the best recall for the illicit class was retained.

F. Justification for Self-Learning Approach

As observed in the 2D PCA plot (see Figure 4), the data points are widely dispersed across the two principal components. This dispersion indicates that the dataset exhibits substantial variation across different clusters, which aligns with the complex nature of illicit activity patterns in decentralized finance. Given this spread, traditional supervised learning methods may struggle to capture the nuances of each cluster without a sufficiently large labeled dataset.

The SLEID framework’s self-learning approach is particularly suitable in this context, as it leverages unlabeled data through pseudo-labeling. This iterative process enables the model to learn from the underlying structure of the dataset, thus adapting to the dispersed nature of the data without relying solely on labeled samples. The ensemble-based architecture further enhances its ability to generalize across the dispersed clusters, as depicted in the PCA plot, by integrating high-confidence predictions from pseudo-labels in each iteration.

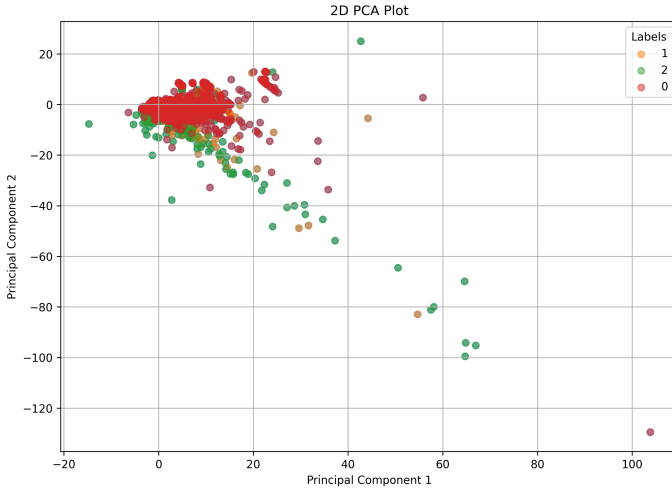


Fig. 4. 2D PCA Plot illustrating data dispersion, highlighting the need for a self-learning approach (0 represents unknown accounts, 1 represents illicit accounts, and 2 represents licit accounts.).

G. Final Evaluation

For each cross-validation fold, the best performance metrics—recall, precision, F1-score, and accuracy—were recorded for both the illicit and licit classes. These metrics provide a comprehensive evaluation of the model’s ability to handle both classes effectively, with particular emphasis on recall for the illicit class due to its importance in detecting anomalies.

The integration of hyperparameter optimization, ensemble learning, and self-learning pseudo-labeling proved to be effective in improving the model’s performance in distinguishing

between licit and illicit activities, even in the presence of substantial class imbalance.

V. EXPERIMENTS AND RESULTS

A. Different Models Results

We introduce our model, the Self Learning Ensemble-based Illicit Detection (SLEID) system. To evaluate the effectiveness of SLEID, we conducted a comprehensive comparison with four other models: two traditional supervised learning algorithms—XGBoost and Random Forest—and two semi-supervised methods that integrate Isolation Forests with supervised classifiers, namely IF-XGBoost and IF-RF. The performance of each model was assessed using key metrics such as precision, recall, and F1-score for both licit and illicit classes, along with the overall accuracy.

TABLE I
COMPARISON OF MODELS PERFORMANCE ON FINDING ILLICIT ACCOUNTS

Model	Precision	Recall	F1	Accuracy
XG-Boost	89.53	76.96	82.68	96.79
Random-Forest	88.97	74.10	80.57	96.47
IF-XGBoost	98.43	93.96	96.13	99.34
IF-RF	99.04	94.12	96.51	99.40
SLEID	97.86	95.78	96.80	99.44

Table I presents the performance comparison between different models for detecting illicit accounts. As seen from the table, the SLEID outperforms other models in terms of Recall, F1-score, and Accuracy, achieving the highest Recall at 95.78%, F1-score at 96.80%, and Accuracy at 99.44%. The IF-RF model shows the highest Precision at 99.04%, but SLEID offers a more balanced performance across all metrics, making it the most effective model for detecting illicit accounts in this scenario.

As depicted in Figure 5, the SLEID model specifically, SLEID achieves higher precision, recall, and F1-score for the illicit class, indicating its effectiveness in identifying suspicious activities within the Ethereum network. On the other hand, when evaluating the licit class, all models exhibit similar performance, with minor variations across precision, recall, and F1-score metrics.

Figure 6 illustrates the performance of the illicit class over multiple self-learning iterations. The graph presents metrics such as precision, recall, F1-score, and accuracy across five iterations. Notably, the third iteration yields the best overall performance in terms of illicit precision and F1-score, indicating that additional self-learning iterations do not necessarily lead to performance improvement. After the third iteration, both the F1-score and recall slightly decrease, suggesting diminishing returns from further iterations. The accuracy remains consistently high across all iterations, demonstrating the robustness of the model’s overall performance.

B. Comparison with Previous Works

In this section, we compare our proposed SLEID framework with prior studies on detecting illicit activities in the Ethereum

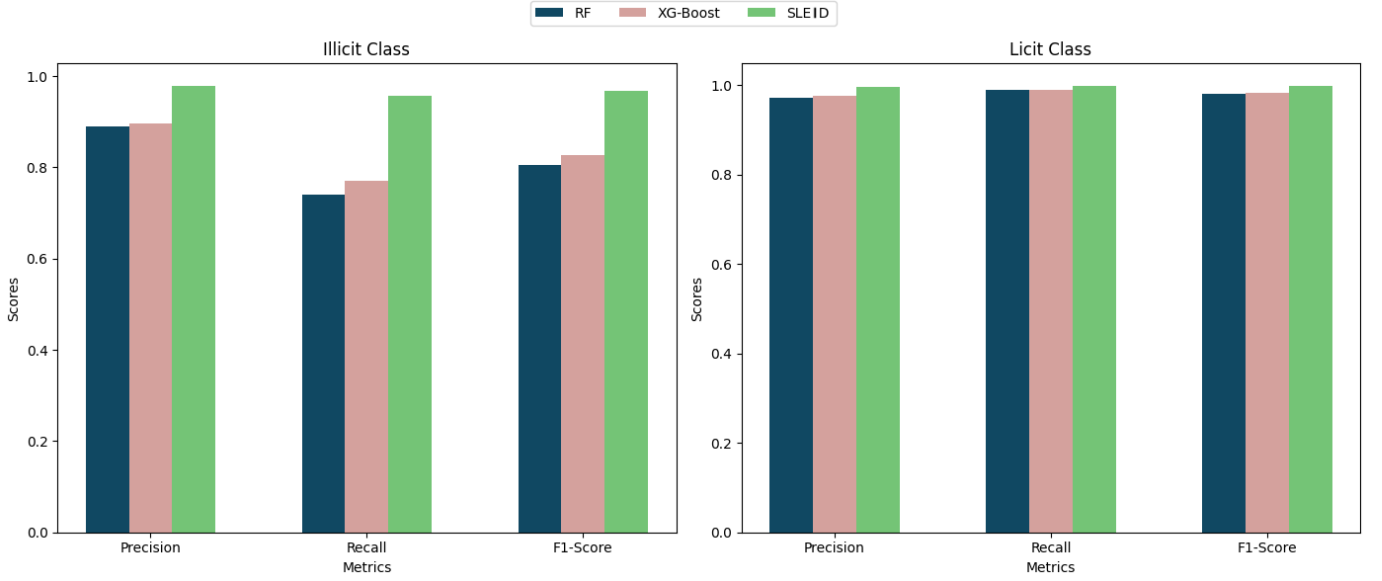


Fig. 5. Performance Comparison of Illicit and Licit Class Detection Across Different Models



Fig. 6. Illicit Class Metrics over Self-Learning Iterations. This figure shows how precision, recall, F1-score, and accuracy fluctuate across five iterations.

ecosystem. Both methodological innovations and empirical results are highlighted to underscore the contributions and effectiveness of our approach. Note that our results are based on a unique dataset specifically tailored to our study, and direct comparisons with other works may not be entirely conclusive due to differences in datasets and evaluation settings.

1) **Methodology Comparison:** Our framework introduces a novel ensemble-based semi-supervised learning approach for detecting illicit accounts. The key methodological components are:

- **Reduced Label Dependence:** Unlike Farrugia et al. [7] and Palaiokrassas et al. [8], which rely heavily on labeled datasets, SLEID leverages pseudo-labeling through an Isolation Forest to iteratively incorporate unlabeled data, significantly reducing dependence on labeled data.
- **Ensemble Architecture:** Combining XGBoost and Ran-

dom Forest classifiers, SLEID ensures balanced performance across multiple evaluation metrics. This approach outperforms single-model frameworks like GTN2vec (Liu et al. [19]) and SIEGE (Li et al. [21]), which focus on specialized tasks like money laundering or phishing.

- **Iterative Self-Learning:** SLEID incorporates high-confidence predictions iteratively, refining the pseudo-labels and adapting to the data over multiple iterations. This mechanism is particularly effective for improving recall, a metric critical for fraud detection.

2) **Results Comparison:** The empirical performance of SLEID demonstrates its superiority across multiple metrics. However, as our dataset is specific to our study and not publicly available, it differs from those used in other works. Therefore, the following comparison should be interpreted as indicative rather than definitive. Table II summarizes the results.

TABLE II
COMPARISON OF RESULTS WITH PREVIOUS WORK

Metric	SLEID (Our Work)	Liu et al. [19]
Accuracy	99.44%	95.7%
Precision	97.86%	95.3%
Recall	95.78%	96.4%
F1-Score	96.80%	95.9%

3) **Discussion of Results:** The results presented for SLEID are based on our specific dataset, which is tailored to the objectives of this study. This dataset may not be directly comparable to those used in other works, which often focus on specific subsets of illicit activities such as phishing or money laundering.

Accuracy: SLEID achieved a remarkable accuracy of 99.44%, surpassing the 96.3% reported by Farrugia et al. [7]

and the 95.7% of GTN2vec (Liu et al. [19]). The iterative self-learning mechanism contributed significantly to this improvement by adapting the model to both labeled and unlabeled data.

Precision and Recall: SLEID balances precision (97.86%) and recall (95.78%) effectively. In contrast, prior methods either prioritize precision at the cost of recall (e.g., Farrugia et al.) or focus on specific subsets of fraud detection, such as phishing or money laundering.

F1-Score: With an F1-score of 96.80%, SLEID excels in balancing precision and recall, making it well-suited for detecting diverse fraud patterns. Other works, like SIEGE (Li et al. [21]), achieve similar scores for specialized tasks but do not generalize across various types of illicit activities.

4) **Key Takeaways:** The SLEID framework outperforms prior methods by combining methodological advancements (reduced label dependence, ensemble architecture, iterative self-learning) with robust empirical results. However, due to the dataset-specific nature of our results, caution is advised in making direct comparisons with other works. Future studies could benefit from standardizing datasets and evaluation protocols for more comprehensive benchmarking.

VI. DISCUSSION

The results across different models indicate relatively consistent performance in detecting licit accounts, with only slight variations in precision, recall, and F1-score. This consistency can be attributed to the fact that most of the data consists of normal accounts, leading to higher accuracy due to the more straightforward patterns exhibited by legitimate accounts in Ethereum transactions. Unlike illicit accounts, which may involve complex or abnormal behaviors such as fund obfuscation, frequent micro-transactions, or interactions with known fraudulent addresses, licit accounts typically follow regular, predictable transaction patterns. These patterns are easier for models to capture, making their detection less challenging regardless of whether the model is XGBoost, Random Forest, or SLEID. Consequently, the models generally perform similarly in distinguishing licit accounts, as their behavior closely aligns with normative blockchain transaction characteristics. This highlights that while model complexity and ensemble approaches like SLEID offer clear advantages in detecting illicit activity, they may not yield substantial performance improvements when handling more regular account activity.

Self-learning iterations reveal that performance gains, while initially promising, tend to diminish after the third iteration. One plausible explanation for this is the introduction of noise in the pseudo-labeled data. As the model generates pseudo-labels during each iteration, there is a risk that some incorrectly labeled samples are included in the training set. Over time, this can lead to overfitting, where the model becomes overly tailored to the training data and loses generalizability. Moreover, by the third iteration, the model has likely extracted most of the valuable information from the unlabeled data, and additional iterations contribute little to no improvement.

To address these diminishing returns, it may be advantageous to terminate the self-learning process at an optimal point, such as after three iterations, as suggested by the observed performance metrics. Another potential enhancement could involve implementing more sophisticated filtering mechanisms, such as applying confidence thresholds to pseudo-labeled data or using ensemble methods that assign varying weights to pseudo-labeled instances based on the model's confidence level. These approaches could help maintain data quality and sustain performance improvements over successive iterations.

While the SLEID model shows significant promise in terms of detecting illicit accounts with high accuracy, one key limitation is the lack of interpretability inherent to ensemble models. Like many machine learning models, especially those involving multiple classifiers, SLEID can be seen as a "black box", where the decision-making process is opaque to human observers. This can pose challenges in practical deployment scenarios where stakeholders, such as auditors or regulatory bodies, need to understand the rationale behind the model's predictions. Without adequate transparency, there is a risk of mistrust or reluctance to fully adopt such models in sensitive environments like blockchain-based financial systems. To address this limitation, incorporating model explainability tools like SHAP (SHapley Additive exPlanations) or LIME (Local Interpretable Model-agnostic Explanations) could provide insights into how the model arrives at its predictions. These tools allow users to visualize which features contribute the most to the model's decision-making process, thus enhancing the transparency and interpretability of the results. By adopting such techniques, we can strike a balance between maintaining model performance and providing the necessary insights for human users to trust and effectively utilize the system.

VII. CONCLUSION AND FUTURE WORKS

A. Conclusion

In this paper, we proposed SLEID, a novel ensemble-based semi-supervised learning framework aimed at detecting illicit accounts in Ethereum's Decentralized Finance (DeFi) transactions. By utilizing an Isolation Forest for outlier detection and a self-training mechanism for pseudo-labeling, our method addresses key challenges such as the scarcity of labeled data and the complex, evolving tactics of malicious actors. The experimental results show that SLEID outperforms traditional supervised models, achieving high precision, recall, and F1-scores, particularly in detecting illicit accounts. These findings underscore the effectiveness of semi-supervised techniques in enhancing the security of blockchain ecosystems, offering a scalable and adaptable solution for real-world financial networks like Ethereum. Ultimately, our approach contributes to the broader efforts of improving security and trust within the DeFi space, where identifying and mitigating fraudulent activities remains critical.

B. Future Works

While our proposed SLEID model demonstrates high efficacy in detecting illicit accounts, there are several avenues for further research to enhance its capabilities:

- 1) Integration of More Complex Graph Features: Future work could explore the inclusion of more advanced graph-based features, such as multi-hop relationships and temporal patterns in transaction flows, to improve the model's ability to detect subtle illicit activities.
- 2) Real-time Detection: Expanding SLEID to operate in a real-time or near-real-time environment would enable faster identification and prevention of fraudulent transactions as they occur, increasing the practical utility of the model for financial institutions.
- 3) Cross-chain Analysis: With the rise of multi-chain ecosystems, investigating how SLEID can be extended to detect illicit accounts across different blockchain networks, beyond Ethereum, could significantly expand its applicability.
- 4) Explainability and Transparency: To enhance the adoption of machine learning models in regulatory and financial institutions, future research could focus on integrating explainability frameworks such as SHAP or LIME, providing insights into the decision-making processes of ensemble models like SLEID.
- 5) Further Refinement of Self-learning Techniques: Although the self-learning mechanism in SLEID proved effective, experimenting with different confidence thresholds and more sophisticated pseudo-labeling methods could further enhance model robustness, particularly in handling class imbalance and reducing false positives.

ACKNOWLEDGMENT

We would like to express our sincere gratitude to Prof. Mohammad Ali Maddah-Ali for his invaluable guidance and insightful suggestions that significantly enhanced the quality of this work.

REFERENCES

- [1] Kaihua Qin et al. "An Empirical Study of DeFi Liquidations: Incentives, Risks, and Instabilities". In: *Proceedings of the 2021 ACM Conference on Economics and Computation*. 2021, pp. 1–18. DOI: 10.1145/3487552.3487811.
- [2] Fabian Schär. "Decentralized Finance: On Blockchain- and Smart Contract-Based Financial Markets". In: *Papers.ssrn.com* (2021). Available at: https://papers.ssrn.com/sol3/papers.cfm?abstract_id=3843844.
- [3] Liyi Zhou et al. "Sok: Decentralized finance (defi) attacks". In: (2023), pp. 2444–2461.
- [4] U.S. Department of the Treasury. *DeFi Illicit Finance Risk Assessment*. Available at: <https://home.treasury.gov/news/press-releases/jy1391>. 2023.
- [5] Qishuang Fu et al. "Does Money Laundering on Ethereum Have Traditional Traits?" In: *Electronics* 12.14 (2023), p. 3180. DOI: 10.3390/electronics12143180.
- [6] Jiajing Wu et al. "Who Are the Phishers? Phishing Scam Detection on Ethereum via Network Embedding". In: *IEEE Transactions on Systems, Man, and Cybernetics: Systems* 52.2 (2020), pp. 1156–1166. DOI: 10.1109/TSMC.2020.2979892.
- [7] Simone Farrugia et al. "Detection of Illicit Accounts over the Ethereum Blockchain". In: *Expert Systems with Applications* (2020), p. 113318. DOI: 10.1016/j.eswa.2020.113318.
- [8] Georgios Palaiokrassas et al. "Leveraging Machine Learning for Multichain DeFi Fraud Detection". In: *ArXiv.org* (2023). Available at: <https://arxiv.org/abs/2306.07972>.
- [9] Qishuang Fu et al. "A general framework for account risk rating on Ethereum: toward safer blockchain technology". In: *IEEE Transactions on Computational Social Systems* 11.2 (2023), pp. 1865–1875.
- [10] Fangfang Zhou et al. "Visual Analysis of Money Laundering in Cryptocurrency Exchange". In: *IEEE Trans. on Computational Social Systems* 11.1 (2024), pp. 731–742.
- [11] Rony Chowdhury Ripan et al. "An Isolation Forest Learning Based Outlier Detection Approach for Effectively Classifying Cyber Anomalies". In: *2021 International Conference on Data Science and Security (ICDSS)*. 2021. DOI: 10.1007/springer-12345.
- [12] D. Labanca et al. "Amaretto: An Active Learning Framework for Money Laundering Detection". In: *IEEE Access* 10 (2022), pp. 41720–41732.
- [13] Rasmus Ingemann Tuffveson Jensen and Alexandros Iosifidis. "Fighting Money Laundering With Statistics and Machine Learning". In: *IEEE Access* 11 (2023), pp. 8889–8902.
- [14] Jiajing Wu et al. "Toward Understanding Asset Flows in Crypto Money Laundering Through the Lenses of Ethereum Heists". In: *IEEE Trans. on Information Forensics and Security* 19 (2024), pp. 1994–2005.
- [15] Woochang Hyun, Jaehong Lee, and Bongwon Suh. "Anti-Money Laundering in Cryptocurrency via Multi-Relational Graph Neural Network". In: *PAKDD, LNAI 13936*. 2023, pp. 118–130.
- [16] Dawei Cheng et al. "Anti-Money Laundering by Group-Aware Deep Graph Learning". In: *IEEE Trans. on Knowledge and Data Engineering* 35.12 (2023), pp. 12444–12456.
- [17] Qasim Umer et al. "Ensemble deep learning based prediction of fraudulent Cryptocurrency transactions". In: *IEEE Access* (2023).
- [18] Hiroki Kanazashi et al. "Ethereum Fraud Detection with Heterogeneous Graph Neural Networks". In: *Conference Proceedings*. 2018.

- [19] Jiayi Liu et al. "Graph Embedding-Based Money Laundering Detection for Ethereum". In: *Electronics* 12.14 (2023), p. 3180. DOI: 10.3390/electronics12143180.
- [20] Haojie Sun-. "Adaptive Attention-Based Graph Representation Learning to Detect Phishing Accounts on the Ethereum Blockchain". In: *IEEE Transactions on Network Science and Engineering* (2024), pp. -. DOI: 10.1109/TNSE.2024.3355089.
- [21] Shuo Li et al. "SIEGE: Self-Supervised Incremental Deep Graph Learning for Ethereum Phishing Scam Detection". In: 2023. DOI: 10.1145/3581783.3612461.
- [22] Rabia Musheer Aziz et al. "LGBM: a machine learning approach for Ethereum fraud detection". In: *International Journal of Information Technology* 14.7 (2022), pp. 3321–3331.
- [23] Rabia Musheer Aziz et al. "A machine learning based approach to detect the Ethereum fraud transactions with limited attributes". In: *Karbala International Journal of Modern Science* 8.2 (2022), pp. 139–151.
- [24] Rabia Musheer Aziz et al. "Modified genetic algorithm with deep learning for fraud transactions of ethereum smart contract". In: *Applied Sciences* 13.2 (2023), p. 697.
- [25] Yousef K Sanjalawe and Salam R Al-E'mari. "Abnormal transactions detection in the ethereum network using semi-supervised generative adversarial networks". In: *IEEE Access* (2023).
- [26] Oluwaseun Priscilla Olawale and Sahar Ebadinezhad. "Cybersecurity Anomaly Detection: AI and Ethereum Blockchain for a Secure and Tamperproof IoHT Data Management". In: *IEEE Access* (2024).
- [27] Farimah Poursafaei, Ghaith Bany Hamad, and Zeljko Zilic. "Detecting malicious Ethereum entities via application of machine learning classification". In: *2020 2nd conference on blockchain research & applications for innovative networks and services (BRAINS)*. IEEE. 2020, pp. 120–127.
- [28] Runnan Tan et al. "Ethereum fraud behavior detection based on graph neural networks". In: *Computing* 105.10 (2023), pp. 2143–2170.
- [29] Elnaz Rabieinejad, Abbas Yazdinejad, and Reza M Parizi. "A deep learning model for threat hunting in ethereum blockchain". In: *2021 IEEE 20th International Conference on Trust, Security and Privacy in Computing and Communications (TrustCom)*. IEEE. 2021, pp. 1185–1190.
- [30] Jiawei Wu et al. "Toward Understanding Asset Flows in Crypto Money Laundering Through the Lenses of Ethereum Heists". In: *IEEE Transactions on Information Forensics and Security* 19 (2024), pp. 1994–2007. DOI: 10.1109/TIFS.2023.3346276.
- [31] Jiajing Wu et al. "Analysis of cryptocurrency transactions from a network perspective: An overview". In: *Journal of Network and Computer Applications* 190 (2021), p. 103139.
- [32] Jinke Geng et al. "VW-DBG: A dynamically evolving Bitcoin transaction network model". In: *IEEE Transactions on Network Science and Engineering* 9.2 (2021), pp. 356–363.