

II. METHODOLOGY

A. Textual Adversarial Attacks on Text Classification

For a text classifier F , let x ($x \in X$, X includes all possible input texts) be the original input text and y ($y \in Y$, Y includes all possible output labels) be the corresponding output label of x , denoted as

$$F(x) = \arg \max_{\hat{y} \in Y} P(\hat{y}|x) = y. \quad (1)$$

For a successful textual adversarial attack, let $x' = x + \delta$ be the perturbed input text, where δ is the ϵ -bounded, imperceptible perturbation, denoted as

$$F(x') = \arg \max_{\hat{y} \in Y} P(\hat{y}|x') \neq y. \quad (2)$$

B. Generate Substitution Candidates

According to the characteristic of Tibetan encoding, the granularity of Tibetan script can be divided into letters [or Unicodes], syllables, and words, which is different from English (letters [or Unicodes], words) and Chinese (characters [or Unicodes], words). The encoding characteristic also appears in other abugidas like Devanagari script. For the original input text x , let s be each syllable and w be each word in it, denoted as

$$x = s_1 s_2 \dots s_i \dots s_m = w_1 w_2 \dots w_j \dots w_n. \quad (3)$$

According to the textual features of Tibetan script, many pairs of consonant letters look similar, and the proportion of vowel letters in syllables is small, which leads to the fact that for one syllable, there will be a number of syllables with similar appearance. Interestingly, many abugidas also exhibit these textual features. In addition, visually similar syllables have similar semantics and are easily produced by human typing errors, which makes them a good source of adversarial texts. However, Tibetan syllable construction rules are complex, and it is difficult to identify all the visually similar syllables and measure their similarity with rule-based methods. The normalized cross-correlation matching algorithm [15] is a classical algorithm in image matching, which is often used as a representation of the matching degree or similarity degree. CCOEFF_NORMED¹ (Normalized Cross-Correlation Coefficient) between two images is denoted as below:

$$R(x, y) = \frac{\sum_{x', y'} (T'(x', y') \cdot I'(x + x', y + y'))}{\sqrt{\sum_{x', y'} T'(x', y')^2 \cdot \sum_{x', y'} I'(x + x', y + y')^2}}. \quad (4)$$


We adopt it to measure the visual similarity between 18,833 Tibetan syllables and construct a Tibetan syllable visual similarity database called *TSVSDB*. The closer CCOEFF_NORMED is to 1, the more similar the two syllables are. The construction process of *TSVSDB* is as follows. Firstly, 18,833 Tibetan syllables are converted into images using the Pillow library. The font used is Noto Serif Tibetan², and the font size is 50. Each image has the same width, height, black background, and white text. The syllables are rendered from the top left corner of the images. Then, CCOEFF_NORMED between each syllable grayscale image and all other syllable grayscale images are calculated using the OpenCV library. TABLE I shows part of *TSVSDB*.










Here, we segment Tibetan script into syllables by *tsheg* and into words using the segmentation tool *TibetSegEYE*³. For each

¹https://docs.opencv.org/4.10.0/de/da9/tutorial_template_matching.html

²<https://fonts.google.com/noto/specimen/Noto+Serif+Tibetan>

³<https://github.com/yjspho/TibetSegEYE>

TABLE I
TIBETAN SYLLABLES VISUALLY SIMILAR TO 

Syllable	CCOEFF_NORMED	Syllable	CCOEFF_NORMED
	0.9806		0.9370
	0.9705		0.9352
	0.9690		0.9312
	0.9510		0.9168
	0.9388

syllable s in the original input text x , we use syllables with CCOEFF_NORMED within $(0.8, 1)$ as the set of substitution syllables C_s . For each word w in x , firstly, we get the set of syllables with CCOEFF_NORMED within $(0.8, 1)$ for each syllable in w , then perform Cartesian product operation on the sets corresponding to w . After that, we filter out the elements in the Cartesian product set whose CCOEFF_NORMED product of syllables is within $(0.8, 1)$. The syllables in each element are concatenated into a word and these words are used as the set of substitution words C_w .

Now, we iterate over each syllable s' in C_s or each word w' in C_w , then

$$x' = s_1 s_2 \dots s_i' \dots s_m \text{ or } x' = w_1 w_2 \dots w_j' \dots w_n, \quad (5)$$

and calculate

$$\Delta P = P(y|x) - P(y|x'). \quad (6)$$

After the iteration, syllable s^* or word w^* can always be found, and

$$x^* = s_1 s_2 \dots s_i^* \dots s_m \text{ or } x^* = w_1 w_2 \dots w_j^* \dots w_n, \quad (7)$$

at the moment,

$$\Delta P^* = \max\{P(y|x) - P(y|x'_k)\}_{k=1}^{\text{size}(C_s \text{ or } C_w)}, \quad (8)$$

$$s^* \text{ or } w^* = \arg \max_{\substack{s' \in C_s \\ w' \in C_w}} \{P(y|x) - P(y|x'_k)\}_{k=1}^{\text{size}(C_s \text{ or } C_w)}. \quad (9)$$

Substituting the syllable s with s^* or the word w with w^* can cause the most significant decrease in classification probability, which has the best attack effect. Fig. 3 depicts the process of generating substitution candidates.

C. Determine Substitution Order

Word saliency [16] refers to the decrease in classification probability after setting a word in the original input text to unknown. We use this metric to measure the saliency of a syllable or word. Let

$$\hat{x} = s_1 s_2 \dots \text{unk} \dots s_m \text{ or } \hat{x} = w_1 w_2 \dots \text{unk} \dots w_n, \quad (10)$$

$$S = P(y|x) - P(y|\hat{x}). \quad (11)$$

Probability weighted word saliency [17] is further proposed, which considers the saliency of both the substituted and the substitution word. We use this metric to determine the substitution order. The metric is defined as follows,

$$H = \text{Softmax}(S) \cdot \Delta P^*. \quad (12)$$

We sort all the scores $\{H_1, H_2, \dots\}$ corresponding to the original input text x in descending order, then sequentially substitute the syllable s_i with s_i^* or the word w_j with w_j^* until the output label

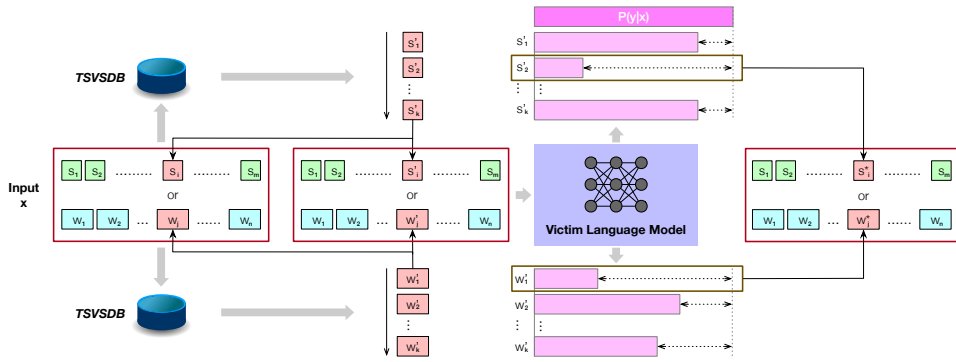


Fig. 3. Process of generating substitution candidates.

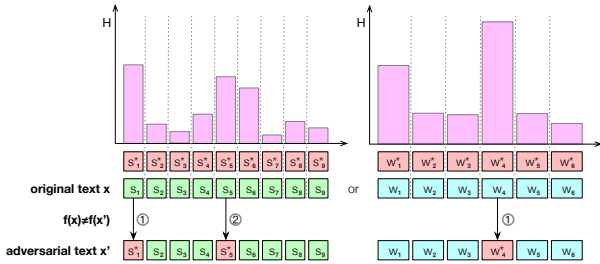


Fig. 4. Process of determining substitution order.

changes, which means the attack succeeds. Otherwise, the attack fails. Fig. 4 depicts the process of determining substitution order.

III. EXPERIMENTS

A. PLMs

- *Tibetan-BERT*¹ [18] is the first monolingual PLM targeting Tibetan which is based on BERT [19]. It achieves a good result in the specific downstream text classification task.
- *CINO*² [20] is the first multilingual PLM for Chinese minority languages including Tibetan which is based on XLM-RoBERTa [21]. It achieves excellent results in multiple monolingual or multilingual downstream text classification tasks.

B. Datasets

- *TNCC-title*³ [22] is a widely used Tibetan news title classification dataset. It contains 9,276 samples divided into 12 classes.
- *TU_SA*⁴ [23] is a high-quality Tibetan sentiment analysis dataset proofread by humans. It contains 10,000 samples, of which negative or positive class each accounts for 50%.

C. Victim Language Models

Eight victim language models are constructed via the paradigm of “PLMs + Fine-tuning”. Each dataset is divided into a training set, a validation set, and a test set according to the ratio of 8:1:1. On the training set and the validation set, we fine-tune the PLMs to construct the victim language models, and on the test set, we conduct the attack methods on the victim language models. For a fair comparison, the fine-tuning hyper-parameters are taken from the previous work [14].

We make all the Tibetan victim language models publicly available in our Hugging Face Collection⁵.

D. Baselines

- *TSAttacker* [13] is a syllable-level black-box Tibetan textual adversarial attack method. It utilizes cosine distance between static syllable embeddings to generate substitution syllables.
- *TSTricker* [14] is a syllable- and word-level black-box Tibetan textual adversarial attack method. It utilizes two BERT-based masked language models with tokenizers of two different granularity to generate substitution syllables or words respectively. In TABLE II, “-s” and “-w” represent syllable- and word-level attack respectively.

E. Evaluation Metrics

- *Accuracy Drop Value (ADV)* is the decrease of model accuracy post- compared to pre-attack, with which we evaluate the attack effectiveness. The larger the *ADV*, the more effective the attack.
- *Levenshtein Distance (LD)* between the original text and the adversarial text is the minimum number of single-letter edits (insertions, deletions, or substitutions) required to change one into the other. We use this metric to evaluate the perturbation magnitude. The smaller the *LD*, the more slight the perturbation.
- *Cosine Similarity (CS)* is the cosine of the angle between two vectors. Here, the calculation is based on the word embeddings of *Tibetan-BERT*, and we use this metric to evaluate the semantic similarity between the original text and the adversarial text. The larger the *CS*, the more semantically similar they are.
- *CCOEFF_NORMED* is used to evaluate the visual similarity between the original text and the adversarial text. Here, the calculation is the same as when constructing *TSVSDb*. The larger the *CCOEFF_NORMED*, the more visually similar they are. In Table II, it is abbreviated as *VS*.
- According to the construction of AdvGLUE [24] and AdvGLUE++ [25], after human annotation, most existing adversarial attack algorithms are prone to generating adversarial examples that are difficult for humans to accept. After filtering out adversarial texts with $LD/len(orig_text)$ less than 0.1, we also conduct human annotation. The rating of human acceptance for adversarial texts ranges from 1 to 5, and adversarial texts rated 4 or 5 are acceptable to humans. We utilize human-acceptable adversarial texts on Tibetan-BERT to construct the first Tibetan adversarial robustness evaluation benchmark called *AdvTS*. TABLE III presents the composition information of *AdvTS*. From the table, we can see that

¹https://github.com/UTibetNLP/Tibetan_BERT

²<https://github.com/filytek/cino>

³<https://github.com/FudanNLP/Tibetan-Classification>

⁴https://github.com/UTibetNLP/TU_SA

⁵<https://huggingface.co/collections/UTibetNLP/tibetan-victim-language-models-669f614ecea872c7211c121c>

TABLE II
EXPERIMENTAL RESULTS
BOLD AND UNDERLINED VALUES REPRESENT THE BEST PERFORMANCE
BOLD VALUES REPRESENT THE SECOND BEST PERFORMANCE

Metric	Method	TNCC-title				TU_SA			
		Tibetan-BERT	CINO-small	CINO-base	CINO-large	Tibetan-BERT	CINO-small	CINO-base	CINO-large
ADV ↑	TSAttacker	0.3420	0.3592	0.3646	0.3430	0.1570	0.2260	0.2240	0.2660
	TSTricker-s	0.5124	0.5685	0.5414	0.5426	0.3080	0.4300	0.4730	0.5060
	TSTricker-w	0.5124	0.5588	0.5566	0.5286	0.2870	0.4050	0.4200	0.5100
	TSChearer-s	0.4714	0.5717	0.5620	0.5329	0.2810	0.3790	0.4390	0.4280
	TSChearer-w	0.5027	0.5696	0.5696	0.5405	0.2810	0.3770	0.4540	0.4260
LD ↓	TSAttacker	5.2000	5.6210	5.0638	5.3386	7.7298	7.4533	8.0769	7.3369
	TSTricker-s	4.0671	5.8856	5.3402	5.6865	5.4887	6.2495	9.2057	6.8813
	TSTricker-w	10.2492	13.0297	12.9511	12.3374	16.9542	14.2365	16.5066	16.7699
	TSChearer-s	1.6941	2.5775	2.5713	2.8846	2.1219	3.5827	4.7923	3.5393
	TSChearer-w	3.1771	3.9363	4.0066	4.0531	7.4147	9.0522	10.0106	8.9047
CS ↑	TSAttacker	0.9653	0.9644	0.9678	0.9666	0.9844	0.9862	0.9841	0.9845
	TSTricker-s	0.9602	0.9543	0.9603	0.9578	0.9750	0.9793	0.9739	0.9778
	TSTricker-w	0.8865	0.8870	0.8895	0.8925	0.9315	0.9384	0.9316	0.9371
	TSChearer-s	0.9547	0.9734	0.9737	0.9708	0.9785	0.9903	0.9865	0.9908
	TSChearer-w	0.9447	0.9433	0.9433	0.9547	0.9417	0.9507	0.9501	0.9526
VS ↑	TSAttacker	0.5474	0.5633	0.5642	0.5783	0.5627	0.5848	0.5856	0.5943
	TSTricker-s	0.5669	0.5720	0.5684	0.5748	0.5765	0.6203	0.5769	0.6583
	TSTricker-w	0.3990	0.4280	0.4246	0.4401	0.3943	0.4032	0.3941	0.4097
	TSChearer-s	0.7145	0.8152	0.7967	0.8113	0.7262	0.8177	0.7758	0.8370
	TSChearer-w	0.5540	0.6234	0.6110	0.6298	0.4679	0.4880	0.4892	0.4792

TABLE III
COMPOSITION INFORMATION OF ADVTS
BOLD AND UNDERLINED VALUES REPRESENT THE LARGEST PART

Method \ Dataset	TSAttacker	TSTricker	TSChearer	Total
Adv-TNCC-title	89	30 (19+11)	226 (90+136)	345
Adv-TU_SA	78	19 (10+9)	151 (72+79)	248

TABLE IV
ADVERSARIAL ROBUSTNESS OF CINO ON ADVTS

Model \ Dataset	Adv-TNCC-title	Adv-TU_SA	Average
CINO-small	0.4928	0.6290	0.5609
CINO-base	0.4812	0.6331	0.5572
CINO-large	0.5362	0.6089	0.5726

TSChearer generates the most human-acceptable adversarial texts. The two values in parentheses represent the number of human-acceptable adversarial texts generated by syllable- and word-level attack, respectively. *AdvTS* is used to evaluate the adversarial robustness of models after *Tibetan-BERT*. TABLE IV lists the evaluation results of *CINO* on *AdvTS*. We will continue to expand and maintain *AdvTS* in the future.

F. Experimental Results

We conduct a comprehensive evaluation of the existing methods from five dimensions. TABLE II shows the performance in attack effectiveness, perturbation magnitude, semantic similarity, and visual similarity. TABLE III shows the performance in human acceptance. *TSChearer* utilizes the visual similarity of Tibetan syllables to generate adversarial texts, therefore the adversarial texts generated by

TSChearer-s have extremely high visual similarity with the original texts. Since visually similar syllables are semantically similar to a certain extent, *TSChearer-s* also performs very well in semantic similarity. Visually similar syllables only differ slightly in the individual letters, and the perturbation of syllables is no longer a whole substitution but a partial modification, so *TSChearer-s* achieves an extremely small perturbation magnitude. We attribute the reason why *TSChearer-w* does not perform as well as *TSChearer-s* in these three dimensions to the larger perturbation granularity and the effect of the segmentation tool. Textual adversarial attacks are more effective does not mean that the generated adversarial texts are more human-acceptable. *TSChearer* performs well in attack effectiveness and best in human acceptance. Tibetan script is an abugida, and *TSChearer* fully considers the encoding and textual features of this writing system, so our proposed method can also be transferred to other abugidas like Devanagari script.

IV. CONCLUSION

In this study, we propose and open-source a fully covered Tibetan syllable visual similarity database called *TSVSDB*, a simple and sweet Tibetan adversarial text generation method called *TSChearer*, and the first Tibetan adversarial robustness evaluation benchmark called *AdvTS*. We believe *TSChearer* has transferability in abugidas and we will continue to expand and maintain *AdvTS*. Finally, the adversarial robustness of language models covering low-resource cross-border languages plays a crucial role in AI and national security, so we call for more attention to it.

ACKNOWLEDGMENTS

This work is supported by the National Social Science Foundation of China (22&ZD035), the Key Project of Xizang Natural Science Foundation (XZ202401ZR0040), the National Natural Science Foundation of China (61972436), and the MUC (Minzu University of China) Foundation (GRSCP202316, 2023QNYL22, 2024GJYY43).

REFERENCES

- [1] C. Szegedy, W. Zaremba, I. Sutskever, J. Bruna, D. Erhan, I. J. Goodfellow, and R. Fergus, “Intriguing properties of neural networks,” in *2nd International Conference on Learning Representations, ICLR 2014, Conference Track Proceedings*. [Online]. Available: <http://arxiv.org/abs/1312.6199>
- [2] I. J. Goodfellow, J. Shlens, and C. Szegedy, “Explaining and harnessing adversarial examples,” in *3rd International Conference on Learning Representations, ICLR 2015, Conference Track Proceedings*. [Online]. Available: <http://arxiv.org/abs/1412.6572>
- [3] R. Jia and P. Liang, “Adversarial examples for evaluating reading comprehension systems,” in *Proceedings of the 2017 Conference on Empirical Methods in Natural Language Processing*, pp. 2021–2031.
- [4] S. Goyal, S. Doddapaneni, M. M. Khapra, and B. Ravindran, “A survey of adversarial defenses and robustness in NLP,” *ACM Comput. Surv.*, vol. 55, no. 14s, jul 2023.
- [5] S. Hua, S. Jin, and S. Jiang, “The limitations and ethical considerations of ChatGPT,” *Data Intelligence*, vol. 6, no. 1, pp. 201–239, 02 2024.
- [6] Y. Chen, H. Gao, G. Cui, F. Qi, L. Huang, Z. Liu, and M. Sun, “Why should adversarial perturbations be imperceptible? Rethink the research paradigm in adversarial NLP,” in *Proceedings of the 2022 Conference on Empirical Methods in Natural Language Processing*, pp. 11 222–11 237.
- [7] M. Iyyer, J. Wieting, K. Gimpel, and L. Zettlemoyer, “Adversarial example generation with syntactically controlled paraphrase networks,” in *Proceedings of the 2018 Conference of the North American Chapter of the Association for Computational Linguistics: Human Language Technologies, Volume 1 (Long Papers)*, pp. 1875–1885.
- [8] S. Eger, G. G. Şahin, A. Rücklé, J.-U. Lee, C. Schulz, M. Mesgar, K. Swarnkar, E. Simpson, and I. Gurevych, “Text processing like humans do: Visually attacking and shielding NLP systems,” in *Proceedings of the 2019 Conference of the North American Chapter of the Association for Computational Linguistics: Human Language Technologies, Volume 1 (Long and Short Papers)*, pp. 1634–1647.
- [9] S. Garg and G. Ramakrishnan, “BAE: BERT-based adversarial examples for text classification,” in *Proceedings of the 2020 Conference on Empirical Methods in Natural Language Processing*, pp. 6174–6181.
- [10] A. Liu, H. Yu, X. Hu, S. Li, L. Lin, F. Ma, Y. Yang, and L. Wen, “Character-level white-box adversarial attacks against transformers via attachable subwords substitution,” in *Proceedings of the 2022 Conference on Empirical Methods in Natural Language Processing*, pp. 7664–7676.
- [11] S. Keret, L. Wolf, N. Dershowitz, E. Werner, O. Almqi, and D. Wangchuk, “Transductive learning for reading handwritten Tibetan manuscripts,” in *2019 International Conference on Document Analysis and Recognition (ICDAR)*, pp. 214–221.
- [12] Q. Luo and Y.-S. Chuang, “Cleansing Jewel: A neural spelling correction model built on Google OCR-ed Tibetan manuscripts,” *ACM Trans. Asian Low-Resour. Lang. Inf. Process.*, vol. 23, no. 5, may 2024.
- [13] X. Cao, D. Dawa, N. Qun, and T. Nyima, “Pay attention to the robustness of Chinese minority language models! Syllable-level textual adversarial attack on Tibetan script,” in *Proceedings of the 3rd Workshop on Trustworthy Natural Language Processing (TrustNLP 2023)*, pp. 35–46.
- [14] X. Cao, N. Qun, Q. Gesang, Y. Zhu, and T. Nyima, “Multi-granularity Tibetan textual adversarial attack method based on masked language model,” in *Companion Proceedings of the ACM on Web Conference 2024*, pp. 1672–1680.
- [15] J. P. Lewis, “Fast normalized cross-correlation,” in *Vision Interface*, 1995.
- [16] J. Li, W. Monroe, and D. Jurafsky, “Understanding neural networks through representation erasure,” 2017. [Online]. Available: <https://arxiv.org/abs/1612.08220>
- [17] S. Ren, Y. Deng, K. He, and W. Che, “Generating natural language adversarial examples through probability weighted word saliency,” in *Proceedings of the 57th Annual Meeting of the Association for Computational Linguistics*, 2019, pp. 1085–1097.
- [18] J. Zhang, D. Kazhuo, L. Gadeng, N. Trashi, and N. Qun, “Research and application of Tibetan pre-training language model based on BERT,” in *Proceedings of the 2022 2nd International Conference on Control and Intelligent Robotics*, p. 519–524.
- [19] J. Devlin, M.-W. Chang, K. Lee, and K. Toutanova, “BERT: Pre-training of deep bidirectional transformers for language understanding,” in *Proceedings of the 2019 Conference of the North American Chapter of the Association for Computational Linguistics: Human Language Technologies, Volume 1 (Long and Short Papers)*, pp. 4171–4186.
- [20] Z. Yang, Z. Xu, Y. Cui, B. Wang, M. Lin, D. Wu, and Z. Chen, “CINO: A Chinese minority pre-trained language model,” in *Proceedings of the 29th International Conference on Computational Linguistics*, 2022, pp. 3937–3949.
- [21] A. Conneau, K. Khandelwal, N. Goyal, V. Chaudhary, G. Wenzek, F. Guzmán, E. Grave, M. Ott, L. Zettlemoyer, and V. Stoyanov, “Unsupervised cross-lingual representation learning at scale,” in *Proceedings of the 58th Annual Meeting of the Association for Computational Linguistics*, 2020, pp. 8440–8451.
- [22] N. Qun, X. Li, X. Qiu, and X. Huang, “End-to-end neural text classification for Tibetan,” in *Chinese Computational Linguistics and Natural Language Processing Based on Naturally Annotated Big Data*, 2017, pp. 472–480.
- [23] Y. Zhu, K. Deji, N. Qun, and T. Nyima, “Sentiment analysis of Tibetan short texts based on graphical neural networks and pre-training models,” *Journal of Chinese Information Processing*, vol. 37, no. 2, pp. 71–79, 2023.
- [24] B. Wang, C. Xu, S. Wang, S. Wang, Z. Gan, Y. Cheng, J. Gao, A. Awadallah, and B. Li, “Adversarial GLUE: A multi-task benchmark for robustness evaluation of language models,” in *Proceedings of the Neural Information Processing Systems Track on Datasets and Benchmarks*, vol. 1, 2021.
- [25] B. Wang, W. Chen, H. Pei, C. Xie, M. Kang, C. Zhang, C. Xu, Z. Xiong, R. Dutta, R. Schaeffer, S. Truong, S. Arora, M. Mazeika, D. Hendrycks, Z. Lin, Y. Cheng, S. Koyejo, D. Song, and B. Li, “DecodingTrust: A comprehensive assessment of trustworthiness in GPT models,” in *Advances in Neural Information Processing Systems*, vol. 36, 2023, pp. 31 232–31 339.