

# The Data-Driven Censored Newsvendor Problem

Chamsi Hssaine

Department of Data Sciences and Operations, University of Southern California, Marshall School of Business,  
Los Angeles, CA 90089, hssaine@usc.edu

Sean R. Sinclair

Department of Industrial Engineering and Management Sciences, Northwestern University,  
Evanston, IL 60208, sean.sinclair@northwestern.edu

We study a censored variant of the data-driven newsvendor problem, where the decision-maker must select an ordering quantity that minimizes expected overage and underage costs based only on offline *censored* sales data, rather than historical demand realizations. Our goal is to understand how the degree of historical demand censoring affects the performance of any learning algorithm for this problem. To isolate this impact, we adopt a distributionally robust optimization framework, evaluating policies according to their worst-case regret over an *ambiguity set* of distributions. This set is defined by the largest historical order quantity (the *observable boundary* of the dataset), and contains all distributions matching the true demand distribution up to this boundary, while allowing them to be arbitrary afterwards. We demonstrate a *spectrum of achievability* under demand censoring by deriving a natural necessary and sufficient condition under which vanishing regret is an achievable goal. In regimes in which it is not, we exactly characterize the information loss due to censoring: an insurmountable lower bound on the performance of any policy, *even when the decision-maker has access to infinitely many demand samples*. We then leverage these sharp characterizations to propose a natural *robust* algorithm that adapts to the historical level of demand censoring. We derive finite-sample guarantees for this algorithm across all possible censoring regimes and show its near-optimality with matching lower bounds (up to polylogarithmic factors). We moreover demonstrate its robust performance via extensive numerical experiments on both synthetic and real-world datasets.

*Key words:* Newsvendor, censored data, data-driven decision-making, distributionally robust optimization, minimax regret, finite-sample guarantees

---

## 1. Introduction

The classical newsvendor problem models settings where a decision-maker makes an inventory decision to fulfill future random demand, with the goal of minimizing expected overage and underage costs once demand is realized. In the most basic version of this problem — wherein the decision-maker makes a single decision and knows the distribution from which demand is drawn — the optimal solution is well-known to be the critical quantile, an ordering quantity that balances the likelihood of overage and underage according to their relative costs (Zipkin 2000). In more realistic settings, however, the decision-maker does not know the true demand distribution; instead, she has access to data (e.g., historical demand) that allows her to learn good ordering policies despite this information gap. This is the so-called *data-driven* newsvendor problem.

In the offline setting, when the decision-maker only needs to make a *single* ordering decision given historical demand realizations, the Sample Average Approximation (SAA) heuristic, which computes the sample critical quantile, has been shown to be near-optimal, with extensive efforts devoted to deriving tight performance guarantees for this natural policy (Chen and Ma 2024). This line of work, however, assumes that demand is *fully observable*, an assumption that fails to hold in many real-world applications, such as brick-and-mortar retail settings. In these settings, more often than not, demand is *censored*. That is, if the decision-maker only had a fixed amount of inventory to give out over a period of time, she would only observe how many units were *sold*, as opposed to how many were actually *desired*. Learning in these settings, then, is likely to be more challenging, especially in highly resource-constrained settings where historical demand consistently dwarfs historical inventory levels (e.g., demand for monocultural events such as the Eras Tour, or for hotel rooms associated with conference venues). When this occurs, the decision-maker has likely *never* observed the true demand realizations.

We conjecture that this challenge is why the offline, data-driven censored newsvendor problem has been explored to a much lesser extent. Indeed, to the best of our knowledge, the design of algorithms with finite-sample guarantees for this problem has been studied in only two fairly recent works (Ban 2020, Fan et al. 2022), both of which rely on the crucial assumption that a constant fraction of historical inventory levels exceed the critical quantile (henceforth referred to as the *optimal newsvendor quantity*). Upon first reflection, the necessity of such an assumption is evident: if all historical inventory levels were zero, no demand would ever be observed. In this case, what can the decision-maker possibly hope to accomplish? Still, this assumption remains inherently unsatisfying, for two reasons. The first reason is practical: there exist many highly constrained real-world settings where there is no reason to expect that historical inventory levels were in fact high enough to capture the optimal newsvendor quantity, as in the aforementioned examples. The second reason is more fundamental; in particular, it is not clear that this assumption is even testable, given that it requires knowledge of the true newsvendor quantity. Faced with this fact, the decision-maker has no option but to deploy the proposed algorithms and hope for the best (a solution we show fails dramatically when the assumption does not hold). Our work is motivated by this important gap in the literature. Namely, we seek to answer the following research questions:

*What is the impact of demand censoring on algorithm performance in the offline data-driven newsvendor problem? Can we characterize a lower bound on algorithm performance as a function of the level of historical demand censoring? Do there exist simple algorithms that asymptotically achieve this lower bound?*

### 1.1. Main Contributions

**A flexible modeling framework.** In an attempt to tackle these questions, one of the main contributions of this work is a modeling framework that allows us to formalize the impact of demand censoring on algorithm performance for the newsvendor problem. In particular, while a standard performance metric for the data-driven newsvendor problem is the additive optimality gap relative to the optimal newsvendor cost under complete information, we argue that this benchmark ceases to be meaningful in highly censored settings. This is most obvious for the pathological instance where all historical inventory levels are zero, in which case there is clearly no hope for the decision-maker to learn the optimal newsvendor quantity. Thus motivated, we turn to the distributionally robust optimization (DRO) framework. Specifically, we consider the *ambiguity set* of a given instance to be the set of all possible distributions sharing the same cumulative distribution function (cdf) as the true (unknown) demand distribution, up until the maximum historical inventory level, referred to as the *observable boundary* of the dataset and denoted by  $\lambda$ . After  $\lambda$ , distributions in the ambiguity set may take an arbitrary shape (Definition 1). Given the ambiguity set, we evaluate the performance of any data-driven policy according to its worst-case additive optimality gap compared to the optimal newsvendor quantity (i.e., its worst-case regret), *over all possible distributions in the ambiguity set* (Definition 2). (Such an ambiguity set was first defined in Bu et al. (2023) for the problem of offline pricing under censored demand.)

Introducing this modeling framework for the data-driven censored newsvendor problem directly addresses the benchmark issue described above. When  $\lambda$  is low, much of the demand will never be observed. In such information-poor settings, we posit that it is more appropriate for a decision-maker to instead view nature as adversarial. This view is reflected by a large ambiguity set of distributions against which she needs to compete. In historically unconstrained settings, on the other hand, when  $\lambda$  is large, existing work hints at the idea that the decision-maker’s objective is fundamentally easier (Ban 2020, Fan et al. 2022). This other extreme is reflected in a much smaller ambiguity set of distributions against which to compete.

**Impact of censoring on achievable algorithm performance.** This flexible framework allows us to formalize the existence of a *spectrum of achievability* determined by the observable boundary of the dataset. Our first main technical contribution is to exactly characterize this spectrum. In particular, we provide a *necessary and sufficient* condition for any algorithm to achieve vanishing regret in the worst case. This condition turns out to be equivalent to the condition assumed in Ban (2020) and Fan et al. (2022): the observable boundary  $\lambda$  must exceed the optimal newsvendor quantity. We moreover recover that in this *identifiable* regime, the minimax optimal ordering quantity is exactly equal to the optimal newsvendor quantity corresponding to the true

demand distribution. This result is quite remarkable, as it formalizes that the optimality of the critical quantile is robust to a wide range of censoring levels.

In the *unidentifiable* setting where this condition fails to hold, however, our result implies that the regret of any algorithm is bounded away from zero, even if the decision-maker has access to infinitely many samples. We show this by providing an exact lower bound on the worst-case regret in such settings, which we refer to as the *minimax risk*  $\Delta$  and which can be interpreted as the information loss due to demand censoring. The minimax risk exhibits the natural property of being decreasing in  $\lambda$ , reflecting the intuition that the decision-maker’s problem becomes easier as the data becomes less censored. From a technical perspective, the main challenge in characterizing the minimax risk is that this quantity corresponds to the optimal value of an infinite-dimensional optimization problem over all possible distributions in the ambiguity set. It is therefore quite surprising that this functional optimization problem is amenable to such a tight analysis, and moreover that we are able to produce an explicit expression for the minimax optimal ordering quantity. This minimax optimal ordering quantity similarly depends on  $\lambda$ , and at a high level hedges against a worst-case distribution that places weight exclusively on  $\lambda$  and a known upper bound on the optimal newsvendor quantity.

**A robust, near-optimal algorithm.** These characterizations prove to be pivotal in demonstrating that a simple algorithm asymptotically achieves the fundamental lower bound due to demand censoring, as the number of samples grows large. Our algorithm, **Robust Censored Newsvendor (RCN, Algorithm 1)**, proceeds in two stages. In the first stage, it tests for identifiability by estimating the fraction of demand that lies below  $\lambda$ . If this estimate exceeds the critical ratio by some appropriately tuned confidence parameter, the algorithm outputs an empirical estimate of the optimal newsvendor quantity. If it falls short of the critical ratio by some confidence term, on the other hand, it classifies the problem as unidentifiable and computes an empirical estimate of the minimax optimal ordering quantity. In between, it is unable to conclusively determine identifiability, and defaults to outputting  $\lambda$ .

This practical algorithm lies on the spectrum of achievability characterized in Theorem 1. Namely, across *all* regimes of identifiability, it guarantees  $O(1/\sqrt{N})$  worst-case regret with respect to the minimax risk with probability  $1 - \delta$ , where  $N$  is the number of samples associated with ordering quantity  $\lambda$  (henceforth referred to as samples at the boundary), and  $\delta$  determines the algorithm’s confidence level for identifiability (Theorem 2). While seemingly intuitive, the above description sweeps under the rug that our algorithm (necessarily) only uses censored data to compute all of its estimates. Hence, it is a priori unclear that any of these would in fact be unbiased, a prerequisite to our algorithm obtaining its strong guarantees. Herein lies a crucial design choice:

our algorithm *only* uses samples at the boundary. This choice is quite subtle: while censored data in general will produce biased estimates, by subsetting amongst samples at the boundary, we are able to recover unbiasedness of all empirical estimates.

We subsequently complement these upper bounds with matching lower bounds (up to polylogarithmic factors) for all possible censoring regimes (Theorem 3). We do so via a unified treatment for all possible instances, reducing the decision-making problem to that of hypothesis testing.

Finally, we demonstrate the strong practical performance of our algorithm via extensive computational experiments, on both synthetic and real-world datasets (Sahoo 2023). We specifically explore the dependence of our algorithm’s numerical performance on (i) the number of samples  $N$ , (ii) the observable boundary  $\lambda$ , and (iii) the variability of the underlying demand distribution. We observe that our algorithm asymptotically achieves the minimax risk  $\Delta$  across all censoring regimes, as compared to state-of-the-art benchmarks that assume identifiability (Ban 2020, Fan et al. 2022).

**Paper organization.** We review the related literature in the remainder of this section. We formally present our model in Section 2, and formalize the minimax risk of the censored newsvendor in Section 3. In Section 4 we design and analyze a best-of-both-worlds algorithm which asymptotically achieves the minimax risk. We complement this with a matching lower bound in Section 5. We demonstrate our algorithm’s strong numerical performance in Section 6, and conclude in Section 7.

## 1.2. Related Literature

The newsvendor model is one of the most foundational models in the operations literature, beginning with the work of Scarf (1958). In the past few decades, there has been significant focus on incorporating data-driven methods to solve variants of this canonical model, when the decision-maker either has access to *offline* data or can collect data adaptively (i.e., *online*). In this section we discuss the most closely related literature to the offline censored newsvendor problem we consider. We refer readers to Chen and Ma (2024) for a comprehensive survey of data-driven newsvendor results.

**Data-Driven Newsvendor: Non-Parametric Setting.** Our work falls within the large body of literature on the data-driven newsvendor in offline, non-parametric settings. Within this line of work, the most common assumption is that the decision-maker has access to *uncensored* demand samples. For this setting, the Sample Average Approximation (SAA) algorithm (Kleywegt et al. 2002), was first shown to be near-optimal in Levi et al. (2007). Their upper bound was later refined by Levi et al. (2015), who established the dependence of SAA accuracy on the weighted mean spread of the demand distribution, and by Lin et al. (2022), who characterized its dependence on the local flatness of the demand distribution around the optimal ordering quantity. Cheung and Simchi-Levi

(2019) showed that these upper bounds are tight by providing a lower bound on the number of demand samples required for an algorithm to achieve low relative regret with high probability. While the bounds provided by these latter works are most relevant in the asymptotic regime in which the number of samples is large, Besbes and Mouchtaki (2023) more recently provided an exact analysis of the SAA algorithm across all data sizes, demonstrating that only tens of samples suffice for this algorithm to achieve strong performance. Contrary to this line of work, we assume that the decision-maker only has access to *censored* demand samples, a setting in which the classical SAA algorithm is not implementable, *sans* modification. We note however that, for the special case where the minimum historical ordering quantity goes to infinity, our setting reduces to the uncensored setting, in which case our results recover near-optimality of the SAA algorithm.

While censored demand has been studied in the literature, the vast majority of existing work considers the *online* setting, in which the decision-maker makes sequential ordering decisions over a finite horizon. Early work by Godfrey and Powell (2001) and Huh and Rusmevichientong (2009) demonstrated the strong performance of gradient-based methods in these settings. Huh et al. (2011) showed that adaptively using the well-known Kaplan-Meier (KM) estimator (Kaplan and Meier 1958), which re-constructs the empirical cumulative distribution function by uniformly redistributing the mass of censored observations to uncensored observations, converges almost surely to the set of optimal solutions under discrete demand. Besbes and Muharremoglu (2013) later characterized the implications of demand censoring in repeated newsvendor problems. Less closely related to our work is the design of sequential decision-making algorithms under censored demand, for more general models with inventory carry-over (e.g., with warehouse capacity constraints (Shi et al. 2016), setup costs (Yuan et al. 2021, Fan et al. 2024), positive lead times (Agrawal and Jia 2022, Xie et al. 2024), uncertain supply (Chen et al. 2024)), and in nonstationary settings (Lugosi et al. 2024).

The online setting differs fundamentally from the offline setting in the presence of censored demand since, in the online case, the decision-maker can adaptively adjust order quantities based on observed sales, thereby influencing future samples. In contrast, the offline setting offers no such control. This distinction partially explains the dearth of literature on the impact of censored data on single-period newsvendor decisions. Ban (2020) was the first to tackle this question, under the assumption that the maximum historical ordering quantity exceeds the optimal ordering quantity (i.e., in the identifiable regime). They derive an asymptotically consistent estimator for the optimal policy and use this to provide asymptotic confidence intervals. Fan et al. (2022) more recently studied the sample complexity of learning the optimal ordering quantity when historical samples are generated from a given data-collecting policy. They show that a variant of the SAA algorithm is near-optimal, assuming that (i) historical inventory levels are independently and identically

distributed, and (ii) a constant fraction of historical inventory levels exceed the optimal ordering quantity (an assumption that is analogous to identifiability in our setting). We make two important contributions relative to these recent works. Firstly, contrary to Ban (2020), we are interested in designing algorithms with *finite-sample* guarantees. More importantly, however, the primary motivator behind our work is to characterize the fundamental limits that demand censoring places on algorithm performance, therefore requiring us to relax the identifiability assumptions upon which both of these paper rely. This motivation allows us to design simple algorithms that achieve these limits with strong guarantees *across all censoring regimes* (i.e., irrespective of how the historical ordering quantities are generated, and even if *no* historical ordering quantity exceeds the optimal newsvendor quantity).

Finally, we highlight that while the KM estimator is applicable to our setting, to the best of our knowledge, finite-sample guarantees do not exist for this heuristic. More importantly, however, this estimator only estimates the tail of the distribution at the observable boundary; past the observable boundary, it is not defined. As a result, we do not expect it to perform well in the unidentifiable regime, when the optimal newsvendor quantity is past the maximum historical ordering level. We demonstrate its poor performance in this regime in our numerical experiments (see Section 6).

**Data-Driven Newsvendor: Robust and Bayesian Settings.** While our work is concerned with the non-parametric setting, we briefly mention the large body of literature on robust and Bayesian newsvendor models, where the decision-maker has access to additional information on the underlying demand distribution (e.g., a parametric form, or its moments).

Our modeling framework’s reliance on the ambiguity set induced by the true demand distribution and the observable boundary  $\lambda$  is directly inspired by the distributionally robust newsvendor literature. In this body of work, Scarf (1958) first studied the minimax solution of the newsvendor problem when both the mean and variance of the true demand distribution are known; Gallego and Moon (1993) later simplified and extended the analysis to variants of the newsvendor model. Perakis and Roels (2008) consider the minimax regret objective when the decision-maker knows various distributional quantities such as the range, mean, median, etc. More recent work has assumed knowledge of the distribution’s semi-variance, under demand asymmetry (Natarajan et al. 2018), and considered the distributionally robust newsvendor problem under a Wasserstein ambiguity set (Lee et al. 2021).

Contrary to this line of work, however, our ambiguity set construction exists not because of some exogenously given information about the true demand distribution; rather, it arises from the fact that demand is unobservable past  $\lambda$ . Before the observable boundary, we assume no additional information on the demand distribution. In light of this, our work can best be viewed as lying at



the intersection of the literature on non-parametric and distributionally robust newsvendor models. Recent work by Xu et al. (2022) and Fu et al. (2024) on the uncensored data-driven newsvendor is philosophically in the same hybrid vein, as they leverage historical samples to construct an ambiguity set defined by the nonparametric characteristics of the true distribution. We note that the notion of ambiguity set we consider is related to the first-order stochastic dominance (FSD) ambiguity set defined in Fu et al. (2024). Our ambiguity set, however, cannot exactly be cast as a FSD ambiguity set, given that we assume that the mean, as opposed to the support, of the underlying demand distribution is bounded. Moreover, Fu et al. (2024) are interested in the absolute cost, as opposed to the notion of regret we consider to characterize the performance our learning algorithm. Finally, Besbes et al. (2022b) similarly considers various distributionally robust optimization formulations for the uncensored newsvendor problem, when samples are drawn from a shifted distribution. Similar to our setting, they are interested in proving the convergence of data-driven policies to the minimax regret (though without finite-sample guarantees).

We briefly mention the line of work on the *Bayesian* newsvendor problem, originating with the works of Scarf (1959), followed by Azoury (1985) and Liyanage and Shanthikumar (2005) for the uncensored setting. In this *sequential* setting, the decision-maker has a prior belief on the true demand distribution, and updates it in each round as she observes additional demand realizations. Both uncensored (Saghafian and Tomlin 2016) and censored (Lariviere and Porteus 1999, Ding et al. 2002, Lu et al. 2008, Bensoussan and Sethi 2009, Bisi et al. 2011, Jain et al. 2015, Besbes et al. 2022a) settings have been studied under this framework.

Finally, the *feature-based* newsvendor problem — in which the demand realization depends on some observable features of the data — has drawn increasing attention in recent years (Ban and Rudin 2019, Ding et al. 2024, Zhang et al. 2024, Fu et al. 2024). Extending our results to the contextual offline setting would be an interesting and practically relevant future direction.

**Impact of Demand Censoring: Beyond the Classical Newsvendor.** There exists a large body of work in operations on demand estimation under censored data. A common approach is to assume that the demand distribution has a parametric form (see, e.g., Nahmias (1994), Agrawal and Smith (1996), Vulcano et al. (2012), Mersereau (2015)). In contrast, our focus is on the nonparametric setting, as previously discussed. Most relevant to our work in this regard is Bu et al. (2023), who introduced the concept of problem identifiability for an offline *pricing* problem under censored data, and whose hybrid robustness framework we leverage to characterize the impact of demand censoring on the newsvendor problem. It is notable that, in contrast to their results, we do not need a well-separatedness condition on the underlying demand distribution, and moreover



are able to leverage the structure of the newsvendor model for an *exact* characterization of the worst-case regret. We also provide matching lower bounds across all regimes of identifiability.<sup>1</sup>

Finally, we highlight the deep connection between the data-driven newsvendor problem and the statistics literature on quantile estimation (see, e.g. Harrell and Davis (1982), Kalgh and Lachenbruch (1982), Tierney (1983), Yang (1985), Zieliński (1999) for classical works on nonparametric estimators in the uncensored setting). As mentioned above, in the censored setting, the classical benchmark is the KM estimator (Kaplan and Meier 1958). More recent work has considered censored quantile regression, in which the censored outcome (in our case, demand) is determined by a set of observed covariates (Powell 1986, Portnoy 2003). In all of these works, the main point of focus has been deriving consistency and asymptotic normality properties of estimators, as opposed to finite-sample guarantees for some notion of regret. Moreover, as with the KM estimator, these asymptotic guarantees all rely on equivalent notions of identifiability.

## 2. Problem Formulation

**Technical notation.** In what follows, for  $N \in \mathbb{N}_+$ , we let  $[N] = \{1, 2, \dots, N\}$ . We moreover use  $\mathbb{P}_G(\cdot)$  and  $\mathbb{E}_G[\cdot]$  to respectively denote the probability of an event and the expectation of a random variable when the source of underlying randomness has a cumulative distribution function (cdf)  $G$ .

**Model primitives.** We consider the classical single-period newsvendor problem, in which a decision-maker faced with random demand  $D \geq 0$  must decide on the number of units to satisfy this demand. We let  $G$  denote the cdf of  $D$ , and assume that  $\mathbb{E}_G[D] < \infty$ .

For any ordering decision  $q \geq 0$ , once demand is realized and fulfilled to the maximum extent possible, the decision-maker incurs a lost sales penalty  $b > 0$  for each unsatisfied unit of demand (also referred to as the *underage cost*). If all demand is satisfied and there is leftover inventory at the end of the period, the decision-maker incurs a per-unit *overage cost*  $h > 0$ . Given  $G$ , the decision-maker's goal is to determine an ordering quantity that minimizes the newsvendor cost, given by:

$$C_G(q) = \mathbb{E}_G[b(D - q)^+ + h(q - D)^+], \quad (1)$$

where  $(\cdot)^+ = \max\{\cdot, 0\}$  is used to denote the positive part. When  $G$  is known, the optimal ordering quantity, denoted by  $q_G^*$ , is determined by the *critical ratio*  $\rho = \frac{b}{b+h} \in (0, 1)$  (Zipkin 2000). Formally, the so-called *critical quantile*  $q_G^*$  is the  $\rho$ -th quantile of  $G$ , i.e.,

$$q_G^* = \inf\{q \mid G(q) \geq \rho\}. \quad (2)$$

<sup>1</sup> Less closely related to our study is the line of work on estimating nonparametric choice models from limited choice data (Farias et al. 2013). There, the source of censoring comes from the fact that the customer's consideration set of items is unobserved in the data.

In the data-driven setting we consider, however, the decision-maker does not know  $G$ , but has access to historical (equivalently, offline) *sales* data. The historical data is defined by  $K \in \mathbb{N}^+$  historical ordering quantities, denoted by  $q_k^{\text{off}}$ , for  $k \in [K]$ . We assume that the historical quantities are exogenous and fixed.<sup>2</sup> For each ordering quantity  $q_k^{\text{off}}$ ,  $k \in [K]$ , the decision-maker observes  $N_k$  sales samples  $s_{ki}^{\text{off}} = \min\{d_{ki}^{\text{off}}, q_k^{\text{off}}\}$ ,  $i \in [N_k]$ , where  $d_{ki}^{\text{off}}$  refers to the true realization of historical demand in period  $i$  associated with ordering quantity  $q_k^{\text{off}}$ , assumed to be drawn independently and identically (i.i.d.) from  $G$ . We moreover assume that  $d_{ki}^{\text{off}}$  and  $q_k^{\text{off}}$  are independent, for all  $k \in [K]$ ,  $i \in [N_k]$ . Let  $d^{\text{off}} = (d_{ki}^{\text{off}}, i \in [N_k], k \in [K])$  and  $s^{\text{off}} = (s_{ki}^{\text{off}}, i \in [N_k], k \in [K])$ . We let  $N = \min_{k \in [K]} N_k$  be the smallest number of samples associated with a historical ordering quantity, and define  $\lambda = \max_{k \in [K]} q_k^{\text{off}}$  to be the highest ordering quantity in the data. As we will later see, this latter quantity, henceforth referred to as the *observable boundary* of the dataset, plays a key role in learning the optimal order quantity.

Finally, we assume that there is a known upper bound  $M$  on  $q_G^*$ ,<sup>3</sup> and let  $\mathcal{G} = \{F \mid F \text{ has nonnegative support, } \mathbb{E}_F[D] < \infty, q_F^* \leq M\}$  be the set of distributions satisfying the above assumptions on the true underlying cdf  $G$ .

**Objective.** Let  $\pi$  denote a policy which takes as input the historical sales data  $s^{\text{off}}$ , and outputs an ordering quantity  $q^\pi \in [0, M]$ . We use  $\Pi$  to denote the set of all such mappings.

In the classical data-driven newsvendor problem, the decision-maker observes the true realizations of historical demand, rather than censored sales data. In this uncensored setting, a standard metric to evaluate the performance of a policy  $\pi$  is the additive optimality gap of  $q^\pi$  relative to the optimal ordering quantity  $q_G^*$ . We refer to this optimality gap as the *vanilla regret* of policy  $\pi$ , formally defined as:

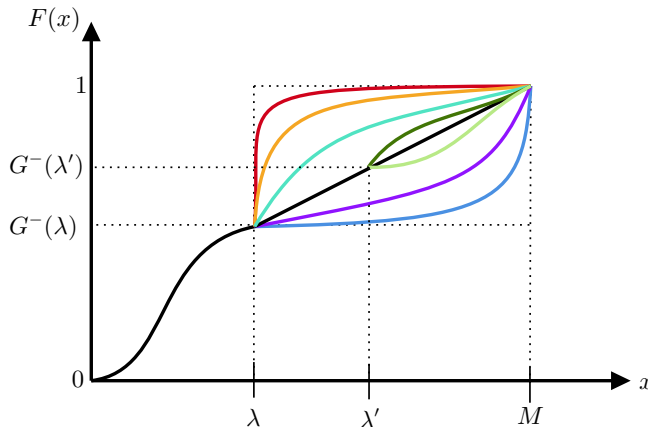
$$\text{Vanilla-Regret}(q^\pi) = C_G(q^\pi) - C_G(q_G^*). \quad (3)$$

In the censored setting we consider, however, this notion of regret may or may not be meaningful, depending on the level of demand censoring. To see this, consider an extreme case where  $\lambda = +\infty$ , and demand is bounded. In this case, the decision-maker always observes the true demand when  $\lambda$  was the ordering quantity. This setting reduces to the classical uncensored data-driven newsvendor over these demand samples, in which case competing against  $q_G^*$  is indeed a meaningful metric.

On the other hand, consider the pathological case in which  $\lambda = 0$  (i.e.,  $q_k^{\text{off}} = 0 \forall k \in [K]$ ). In this case, the decision-maker never observes any demand information! Since the dataset is completely

<sup>2</sup> Bu et al. (2023) similarly consider a setup with finitely many fixed and exogenous historical ordering quantities.

<sup>3</sup> The assumption that  $M$  is known is common in the newsvendor literature (see, e.g., Huh and Rusmevichientong (2009), Besbes and Muharremoglu (2013), Ban (2020)). For instance, if the decision-maker knows the support of the underlying distribution  $G$ , she may take  $M$  to be an upper bound on the support of  $G$ .



**Figure 1** Illustration of the ambiguity set  $\mathcal{F}(\lambda; G)$  induced by an observably boundary  $\lambda$  and cdf  $G$ , represented by the black curve. Here, the seven colored curves are cdf's in  $\mathcal{F}(\lambda; G)$ : they coincide with  $G(x)$  for all  $x < \lambda$ , and are arbitrary afterwards. Note that only the light and dark green curves are contained in  $\mathcal{F}(\lambda'; G)$ , since all other curves deviate from  $G(x)$  for some  $x \in [\lambda, \lambda']$ .

uninformative in this case, it is philosophically more natural to consider an adversarial framework in which the policy should aim to perform well against *any* distribution chosen by nature.

To interpolate between these two pathological cases, we draw from the distributionally robust optimization (DRO) literature, and consider the *ambiguity set* of demand distributions induced by  $\lambda$ .

**DEFINITION 1 (AMBIGUITY SET).** Given  $\lambda$ , the *ambiguity set* associated with  $G$  is the set of all distributions  $F \in \mathcal{G}$  that share the same cdf as  $G$ , for  $x < \lambda$ .<sup>4</sup> Formally:

$$\mathcal{F}(\lambda; G) = \{F \in \mathcal{G} \mid F(x) = G(x) \forall x < \lambda\}. \quad (4)$$

When  $\lambda = 0$ ,  $\mathcal{F}(\lambda; G) = \mathcal{G}$ , i.e., the ambiguity set consists of all possible cdfs satisfying our mild distributional assumptions. When  $\lambda = +\infty$ , however, there is no ambiguity surrounding the underlying demand distribution, and  $\mathcal{F}(\lambda; G) = \{G\}$ . Now, for the non-pathological cases where  $\lambda \in (0, +\infty)$ , the ambiguity set captures the idea that, prior to  $\lambda$ , there may be hope of re-constructing the true cdf  $G$ , required to compute  $q_G^*$ , by Equation (2). Past  $\lambda$ , however, the decision-maker never observes any demand realizations. Hence, even with infinitely many samples, she will never be able to estimate the tail of the true demand distribution. In this case, we recover the adversarial framework that was motivated when  $\lambda = 0$ ; namely, for all intents and purposes, the tail of the demand distribution past  $\lambda$  can be arbitrary. We illustrate the dependence of the ambiguity set on  $\lambda$  in Figure 1. This example moreover pictorially shows that, for  $\lambda' > \lambda$ ,  $\mathcal{F}(\lambda'; G) \subset \mathcal{F}(\lambda; G)$ .

<sup>4</sup>The philosophical dependence of the performance metric on  $\lambda$  motivated the introduction of such an ambiguity set in Bu et al. (2023), for the problem of offline pricing with censored data.

Given the ambiguity set  $\mathcal{F}(\lambda; G)$ , our performance metric for any policy  $\pi \in \Pi$  is its worst-case optimality gap against the optimal newsvendor cost of *any* distribution  $F \in \mathcal{F}(\lambda; G)$ . We refer to this additive optimality gap as the *regret* of a policy, which we formally define below.

DEFINITION 2 (REGRET). Given true demand distribution  $G$  and dataset  $s^{\text{off}}$  with observable boundary  $\lambda$ , the *regret* of policy  $\pi \in \Pi$  with access to censored demand samples  $s^{\text{off}}$  is defined as:

$$\text{Regret}(q^\pi) = \sup_{F \in \mathcal{F}(\lambda; G)} C_F(q^\pi) - C_F(q_F^*). \quad (5)$$

We will equivalently refer to the regret of a policy as its *worst-case* regret, in line with the fact that we take the supremum over all  $F \in \mathcal{F}(\lambda; G)$ .<sup>5</sup> Notice that the regret of a policy, as defined in Equation (5), implicitly depends on (i) the true demand distribution  $G$ , and (ii) the observable boundary  $\lambda$ . As a result, our guarantees will be instance-dependent, as a function of these two model primitives, in addition to  $b$  and  $h$ .

The aim is to design a policy with low regret, for any true underlying distribution  $G$ , as we scale the minimum number of data samples  $N$ .<sup>6</sup> In the remainder of our work, we refer to this problem as the *data-driven censored newsvendor problem*.

Observe that, since  $G \in \mathcal{F}(\lambda; G)$  for all  $\lambda$ ,  $\text{Regret}(q^\pi) \geq \text{Vanilla-Regret}(q^\pi)$  for any policy  $\pi$ . In the same vein, since  $\mathcal{F}(\lambda'; G) \subset \mathcal{F}(\lambda; G)$  for  $\lambda' > \lambda$ , the regret of a policy is (weakly) decreasing in  $\lambda$ . This formalizes the natural idea that the censored setting is indeed at least as hard as the uncensored setting, and only becomes more challenging as more demand realizations are censored. In the following section we formalize the extent to which this is true, and how this depends on the value of  $\lambda$ .

### 3. Cost of Demand Censoring in the Data-Driven Newsvendor

In the uncensored setting, it is well-known that the vanilla regret (defined in Equation (3)) of any policy is lower bounded by

$$\inf_{\pi \in \Pi} C_G(q^\pi) - C_G(q_G^*) = \Omega(1/\sqrt{N}).$$

<sup>5</sup> While we focus on the additive optimality gap of newsvendor policies, another common metric that has been considered for the data-driven uncensored newsvendor problem is the *relative* optimality gap, i.e.,  $\frac{C_G(q^\pi) - C_G(q_G^*)}{C_G(q_G^*)}$ . While our exact algorithm and analytical results are tied to the additive regret definition, we conjecture that our techniques still apply to the relative regret metric.

<sup>6</sup> The minimum number of samples across historical ordering quantities is a common choice for the scaling parameter in censored settings (see, e.g., [Bu et al. \(2023\)](#) and [Fan et al. \(2022\)](#)). At a high level,  $N$  can be viewed as the “bottleneck” of the dataset, in that it is the limiting factor in accurately estimating the true underlying CDF  $G$ , even in the uncensored setting.

This lower bound is achieved by the classical sample average approximation (SAA) algorithm (Levi et al. 2007), which outputs the  $\rho$ -th empirical quantile of  $G$ , i.e.,

$$q_G^* = \inf \left\{ q \mid \frac{1}{\sum_{k \in [K]} N_k} \sum_{k=1}^K \sum_{i=1}^{N_k} \mathbb{1}\{d_{ki}^{\text{off}} \leq q\} \geq \rho \right\}. \quad (6)$$

We first highlight that this solution is not implementable in the censored setting, since  $d_{ki}^{\text{off}}$  is unobserved. While there exist natural adaptations of  $q_G^*$  to the censored setting (e.g., replacing  $\mathbb{1}\{d_{ki}^{\text{off}} \leq q\}$  by  $\mathbb{1}\{s_{ki}^{\text{off}} \leq q\}$  in Equation (6), or conditioning on uncensored samples), we show in Section 6 that these naive solutions exhibit remarkably poor performance, both on vanilla and worst-case regret. Rather than searching for a policy that exhibits strong performance, however, in this section we ask a more fundamental question: *Is vanishing regret even achievable in the censored setting?*

We return to our extreme cases to answer this question neither in the affirmative nor in the pejorative. To see this, consider first the case where  $\lambda = +\infty$  and demand is bounded. In this case,  $\mathcal{F}(\lambda; G) = \{G\}$ , as argued in Section 2. Moreover, samples for which  $\lambda$  was the ordering quantity are uncensored; computing  $q_G^*$  over these samples guarantees  $O(1/\sqrt{N})$  regret, by existing results for the uncensored setting (Chen and Ma 2024). Consider now the case where  $\lambda = 0$ . In this case, the ambiguity set  $\mathcal{F}(\lambda; G) = \mathcal{G}$ , implying that the quantity output by any policy  $\pi$  must simultaneously compete against the space of *all* possible distributions. For any quantity  $q^\pi$ , however, it is not difficult to construct a distribution such that  $q^\pi$  incurs constant loss relative to the optimal ordering quantity  $q_F^*$ , independent of the number of samples  $N$ . To illustrate this idea, consider the policy that computes the  $\rho$ -th empirical quantile with respect to sales. This policy outputs  $q^\pi = 0$  when  $\lambda = 0$ . Consider now the atomic distribution  $F \in \mathcal{F}(\lambda; G)$  for which  $D = M$  with probability 1. For this distribution,  $q_F^* = M$ , which implies that  $\text{Regret}(q^\pi) = \Omega(M)$ , a constant independent of  $N$ .

Thus motivated, in this section we investigate the dependence of the optimal achievable performance of any policy on the observable boundary  $\lambda$ .

### 3.1. Algorithm Performance and Minimax Risk

Understanding whether or not vanishing regret is achievable, for a fixed  $\lambda$ , is closely related to the concept of problem identifiability, first introduced by Bu et al. (2023).

**DEFINITION 3 (PROBLEM IDENTIFIABILITY).** Given true demand distribution  $G$  and observable boundary  $\lambda$ , the data-driven censored newsvendor problem is *identifiable* if there exists a policy  $\pi$  such that, for any  $\epsilon > 0$ :

$$\lim_{N \rightarrow \infty} \mathbb{P}_G \left[ \sup_{F \in \mathcal{F}(\lambda; G)} \left\{ C_F(q^\pi) - C_F(q_F^*) \right\} < \epsilon \right] = 1, \quad (7)$$

where the historical ordering quantities  $q_k^{\text{off}}$  are fixed, and the probability is taken over the randomness in the censored demand samples  $d_{ki}^{\text{off}} \sim G$ . If no such policy exists, the problem is *unidentifiable*.

In words, a problem is unidentifiable if, even with infinitely many samples, no policy can achieve zero regret in the worst case. Note the unwieldiness of this definition, however, as it is a statement about the space of *all* policies  $\pi \in \Pi$ . To gain further insight into identifiability, we introduce the more tractable notion of minimax risk, which will be central to all of our results.

DEFINITION 4 (MINIMAX RISK). The *minimax risk*  $\Delta$  of a data-driven censored newsvendor problem defined by true demand distribution  $G$  and observable boundary  $\lambda$  is the minimum achievable regret of any constant  $q \in [0, M]$ . Formally:

$$\Delta = \inf_{q \in [0, M]} \sup_{F \in \mathcal{F}(\lambda; G)} \left\{ C_F(q) - C_F(q_F^*) \right\}. \quad (8)$$

We refer to the quantity that achieves  $\Delta$ , if it exists, as the *minimax optimal ordering quantity*  $q^\Delta$ .

At a high level, the minimax risk can be thought of as the *cost of demand censoring*. It quantifies the information loss due to the decision-maker never being able to observe demand realizations that exceed  $\lambda$ . This concept moreover allows us to distinguish between the two sources of information loss in the data-driven censored newsvendor problem: (i) the information loss due to the fact there are finitely many samples of data, which also exists in the uncensored setting and depends on  $N$ , and (ii) the information loss due to censoring, which is dependent on  $\lambda$ , but independent of  $N$ .

The following proposition creates a formal connection between the minimax risk and identifiability. It implies that, if  $\Delta > 0$ , *the regret of any policy is lower bounded by a constant*.

PROPOSITION 1. *The data-driven censored newsvendor problem is identifiable if and only if  $\Delta = 0$ .*

Proposition 1 thus motivates us to move the goalpost for the success of any given policy to incurring regret that is upper bounded by  $\Delta + o(1)$ . We say that any policy that achieves this is *near-optimal*.

We defer the proof of Proposition 1 to Appendix B.1.1. While it is easy to establish that identifiability implies  $\Delta = 0$ , the other direction is more challenging, as it requires exhibiting a policy that achieves vanishing regret when  $\Delta = 0$ . The proof of this direction actually follows from our main algorithmic contribution in Section 4, in which we design and analyze such a policy.

We highlight that neither  $\Delta$  nor  $q^\Delta$  is computable by the decision-maker, since the supremum in Equation (8) is taken over the ambiguity set  $\mathcal{F}(\lambda; G)$ , which itself depends on  $G$ , unknown to the decision-maker. As a result,  $\Delta$  is not an operationalizable quantity. Despite this fact, in the following section, we obtain *explicit characterizations* of  $\Delta$  and  $q^\Delta$ , depending on the problem primitives. Not only will these be important in understanding the cost of demand censoring in the data-driven newsvendor problem, but they will also be instrumental in designing a simple algorithm that asymptotically achieves the fundamental lower bound  $\Delta$ .

### 3.2. Closed-Form Characterization of Minimax Risk

While minimax risk is indeed a more tractable notion than that of identifiability, it is still not clear that this quantity can be tractably computed, even with perfect knowledge of  $G$ . The reason for this is the inner supremum in Equation (8): computing  $\Delta$  reduces to solving an infinite-dimensional optimization problem over the class of nonparametric distributions  $\mathcal{F}(\lambda; G)$ . Perhaps surprisingly, in our first main contribution we provide a closed-form characterization of  $\Delta$  and  $q^\Delta$ , and in doing so obtain a simple necessary and sufficient condition for identifiability.

For ease of notation, we let  $G^-(\lambda) = \mathbb{P}_G(D < \lambda)$  denote the mass of demand observations that lie before  $\lambda$ . At a high level,  $G^-(\lambda)$  can be viewed as a proxy for the ‘‘censoring level’’ of the data, since  $1 - G^-(\lambda)$  is precisely the fraction of demand that the decision-maker will never observe, even with infinitely many samples. Theorem 1 establishes that whether or not a problem is identifiable hinges solely on the relative ordering of  $G^-(\lambda)$  and  $\rho$ .

**THEOREM 1.** *Consider a data-driven censored newsvendor problem with demand distribution  $G$  and observable boundary  $\lambda$ .*

1. *If  $G^-(\lambda) \geq \rho$ :*

$$q^\Delta = q_G^* < \lambda \quad , \quad \Delta = 0.$$

2. *If  $G^-(\lambda) < \rho$ :*

$$q^\Delta = \frac{bM + h\lambda - (b+h)G^-(\lambda)M}{(b+h)(1-G^-(\lambda))} \quad , \quad \Delta = \frac{h(b - (b+h)G^-(\lambda))(M - \lambda)}{(b+h)(1-G^-(\lambda))} \geq 0.$$

For ease of notation, in the unidentifiable regime we refer to the minimax optimal ordering quantity  $q^\Delta$  as the *unidentifiable ordering quantity*, denoted as:

$$q_G^\dagger = \frac{bM + h\lambda - (b+h)G^-(\lambda)M}{(b+h)(1-G^-(\lambda))}. \quad (9)$$

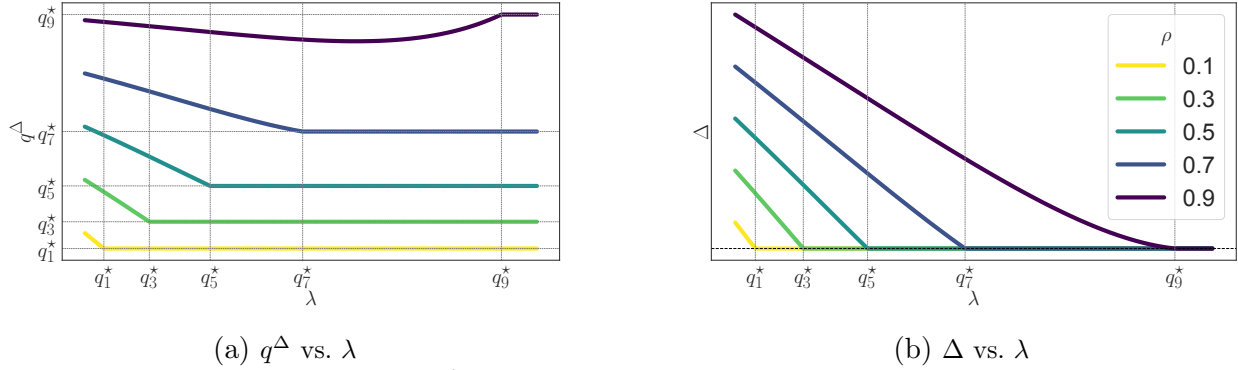
The following result then emerges as a corollary of Theorem 1 and Proposition 1.

**COROLLARY 1.** *A data-driven censored newsvendor problem with demand distribution  $G$  and observable boundary  $\lambda$  is identifiable if and only if  $G^-(\lambda) \geq \rho$ , or if  $G^-(\lambda) < \rho$  and  $M = \lambda$ .*

In Appendix A.2 we establish that  $G^-(\lambda) < \rho$  implies  $\lambda \leq q_G^* \leq M$ . Hence, for  $G^-(\lambda) < \rho$  and  $M = \lambda$  to simultaneously hold, it must be that  $q_G^* = \lambda = M$ , a condition that we do not expect to hold in practice. For instance, if  $G(x)$  is continuous for all  $x < \lambda$ , it is not hard to see that  $G^-(\lambda) < \rho$  implies  $q_G^* > \lambda$ , and so  $\lambda < M$ . We henceforth make the following mild assumption in the remainder of the paper.

**ASSUMPTION 1.** *Suppose  $G^-(\lambda) < \rho$ . Then,  $\lambda < M$ .*





**Figure 2** Dependence of  $q^\Delta$  and  $\Delta$  on  $\lambda$  for  $D \sim \text{Exponential}(1/80)$ ,  $M = 200$ ,  $h = 1$ , and  $\rho \in \{0.1, 0.3, 0.5, 0.7, 0.9\}$ . We abuse notation and let  $q_{10\rho}^*$  denote the optimal newsvendor quantity associated with  $\rho$ . By Theorem 1,  $\lambda \geq q_{10\rho}^*$  corresponds to the identifiable regime.

Under this assumption, we say that we are in the *identifiable regime* if  $G^-(\lambda) \geq \rho$ , and in the *unidentifiable regime* if  $G^-(\lambda) < \rho$ .<sup>7</sup>

We first discuss the implications of Theorem 1, deferring a proof sketch to the end of the section. At a high level, Theorem 1 can be viewed as characterizing a “spectrum of achievability” for the data-driven censored newsvendor problem, based on  $G^-(\lambda)$ . In particular, when  $\lambda = +\infty$  and demand is bounded, we have that  $G^-(\lambda) = 1$ . Theorem 1 then recovers the fact that the optimal newsvendor cost  $C_G(q_G^*)$  is achievable with infinitely many samples in this case, and that the problem is identifiable as a result. When  $\lambda = 0$ , on the other hand,  $G^-(\lambda) = 0$ . Theorem 1 then classifies the problem as unidentifiable, with  $\Delta = \frac{bhM}{b+h} > 0$ , recovering the intuition that, for any policy, there exists a worst-case distribution that forces it to incur constant loss.

Figure 2 illustrates the dependence of the minimax risk  $\Delta$  and the minimax optimal ordering quantity  $q^\Delta$  on  $\lambda$ , as it interpolates between these two extremes. For  $G^-(\lambda) < \rho$ , even with infinitely many historical samples, for any policy that outputs  $q^\pi$ , there exists a distribution in the ambiguity set that can make it such that the policy over- (resp., under-) orders, causing constant regret. This can be seen in Figure 2b, where  $\Delta > 0$  for all  $\lambda < q_G^*$ . As  $\lambda$  increases from 0 (and  $G^-(\lambda)$  increases as a result),  $\Delta$  strictly decreases. This reflects the phenomenon that, as the observable boundary increases, the size of the ambiguity set decreases, which causes a decrease in information loss. Once  $\lambda$  reaches  $q_G^*$  (i.e.,  $G^-(\lambda) \geq \rho$ ), we have a phase transition, with  $\Delta = 0$ . The problem becomes identifiable, with vanishing regret being achievable throughout this region. Hence, Theorem 1 highlights that *the newsvendor problem is remarkably robust to demand censoring, for a wide range of values of  $\lambda$ .*

<sup>7</sup> We highlight that Assumption 1 does not affect any of our results. It is simply introduced to make clear that the main salient driver of identifiability is the relationship between  $G^-(\lambda)$  and  $\rho$ , rather than a spurious artifact of the maximum ordering quantity  $M$ .

We conclude our discussion with an analysis of the minimax optimal ordering quantity  $q^\Delta$ . Perhaps surprisingly, Theorem 1 establishes that  $q^\Delta = q_G^*$ , for *any* value of  $G^-(\lambda) \geq \rho$ . This can be seen in Figure 2a, where  $q^\Delta$  plateaus for  $\lambda \geq q_G^*$ . So, not only is vanishing regret achievable, but in fact, nature is so limited in this regime that *any* distribution  $F \in \mathcal{F}(\lambda; G)$  is such that  $q_F^* = q_G^*$ . When  $G^-(\lambda) < \rho$ , on the other hand,  $q^\Delta$  hedges between over- and under-ordering. This can best be seen when  $G^-(\lambda) = 0$ , in which case  $q^\Delta$  mixes between the maximum ordering quantity  $M$  and the observable boundary  $\lambda$  at a rate of  $\rho$ , by Theorem 1. This intuition is also reflected in the fact that, for fixed  $G^-(\lambda)$ ,  $\Delta$  is increasing in  $M - \lambda$ , since hedging between over- and under-ordering becomes harder as unseen demand samples take on a larger set of possible values. Finally, Figure 2a and Figure 2b illustrate that both  $q^\Delta$  and  $\Delta$  are increasing in  $\rho$ , for a fixed  $\lambda$ , as under-ordering becomes costlier.

We now provide a proof sketch of Theorem 1, highlighting important auxiliary results upon which we rely in the rest of the paper. We defer a formal proof of the theorem to Appendix B.1.4.

**Proof sketch.** Consider first the case where  $G^-(\lambda) \geq \rho$ . Lemma 1 first establishes that, for all  $F \in \mathcal{F}(\lambda; G)$ , the optimal newsvendor ordering quantity  $q_F^*$  coincides with  $q_G^*$ . Its proof can be found in Appendix B.1.2.

LEMMA 1. *Suppose  $G^-(\lambda) \geq \rho$ . Then, for all  $F \in \mathcal{F}(\lambda; G)$ ,  $q_F^* = q_G^* < \lambda$ .*

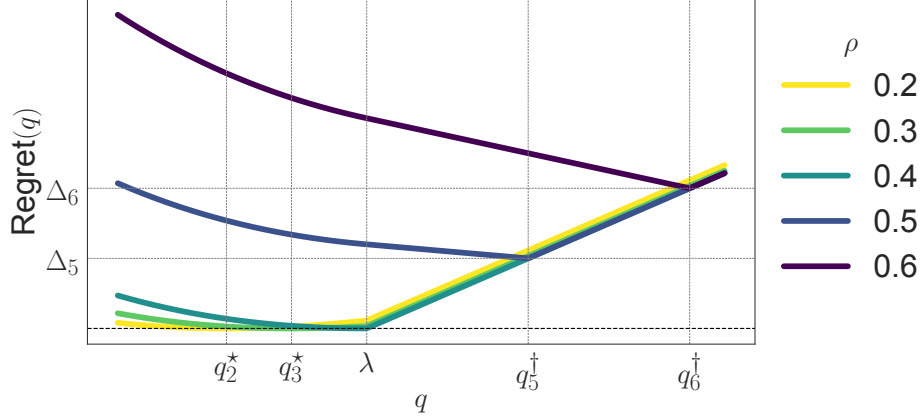
Importantly, *this fact is independent of the decision-maker's ordering decision  $q$* . Letting  $q = q_G^*$ , this then implies that  $C_F(q) - C_F(q_F^*) = 0$ , for all  $F \in \mathcal{F}(\lambda; G)$ . Hence, by definition of the minimax risk,  $\Delta = 0$ , with  $q^\Delta = q_G^*$ .

Consider now the case where  $G^-(\lambda) < \rho$ . Lemma 2 is the main workhorse for our result: it provides closed-form expressions for the worst-case regret over  $\mathcal{F}(\lambda; G)$ , given  $q$ . Its proof can be found in Appendix B.1.3.

LEMMA 2. *Suppose  $G^-(\lambda) < \rho$ . Then, for any  $q \in [0, M]$ ,*

$$\begin{aligned} \text{Regret}(q) &:= \sup_{F \in \mathcal{F}(\lambda; G)} C_F(q) - C_F(q_F^*) \\ &= \begin{cases} b(M - q) + (b + h) \left[ \mathbb{E}_G \left[ (q - D) \mathbb{1}\{D \leq q\} \right] - (M - D) \mathbb{1}\{D < \lambda\} \right] & \text{if } q < \lambda, \\ (b - (b + h)G^-(\lambda))(M - q) & \text{if } q \in [\lambda, q_G^\dagger] \\ h(q - \lambda) & \text{if } q > q_G^\dagger. \end{cases} \end{aligned}$$

At a high level, when  $q < \lambda$  (i.e., the decision-maker orders no more than what she has historically observed), any worst-case demand distribution sets  $q_F^* = M$ , ensuring that  $q$  incurs high underage costs. This is in line with the intuition that exploration is important under high censoring levels.



**Figure 3**  $\text{Regret}(q)$  vs.  $q$  for  $D \sim \text{Exponential}(1/80)$ ,  $\lambda = G^{-1}(0.4)$ ,  $M = 200$ ,  $h = 1$ , and  $\rho \in \{0.2, 0.3, 0.4, 0.5, 0.6\}$ . We abuse notation and let  $q_{10\rho}^*$  and  $q_{10\rho}^\dagger$  respectively denote the optimal newsvendor and unidentifiable ordering quantities associated with  $\rho$ . Similarly,  $\Delta_{10\rho}$  denotes the value of  $\Delta$  under parameter  $\rho$ . When  $\rho = 0.4$ ,  $G^{-}(\lambda) = \rho$  by construction. In this case, we have  $q_4^\dagger = q_4^* = \lambda$ . Finally, the bottom-most dashed line corresponds to  $\text{Regret}(q) = 0$ .

When  $q \geq \lambda$ , on the other hand, the worst-case demand distribution selects the worst of  $q_F^* = M$  (high underage costs) and  $q_F^* = \lambda$  (high overage costs). We show that the former is optimal for nature when  $q \in [\lambda, q_G^\dagger]$ , while the latter is optimal for  $q > q_G^\dagger$ .

We finalize the argument by comparing the three regimes of  $q$ , and showing that the minimax risk is achieved at  $q = q_G^\dagger$ , precisely the point where nature is indifferent between enforcing high underage and high overage costs, i.e.,

$$(b - (b + h)G^{-}(\lambda))(M - q) = h(q - \lambda).$$

The expression for  $\Delta$  follows from algebra. Finally, it is easy to argue that, when  $G^{-}(\lambda) < \rho$ ,  $q_G^\dagger \in [\lambda, M]$  and  $\Delta \geq 0$ .  $\square$

We underscore how notable it is that the newsvendor setting lends itself to an *exact* characterization of worst-case regret for any constant  $q$ . Figure 3 summarizes its dependence on  $q$  for the special case of exponentially distributed demand. In the unidentifiable regime (i.e.,  $\rho \in \{0.5, 0.6\}$ ), this figure illustrates that the worst-case regret is decreasing and convex in  $q$ , for  $q < \lambda$ . It then linearly decreases for  $q \in [\lambda, q_G^\dagger]$ , and increases for  $q > q_G^\dagger$ . Observe in Figure 3 that, in the identifiable regime (i.e.,  $\rho \in \{0.2, 0.3, 0.4\}$ ), the worst-case regret is linear in  $q$  for  $q > \lambda$ . This shows that, despite the fact that  $q^\Delta = q_G^*$  in this regime, the worst-case regret is still not equivalent to the vanilla regret defined in Equation (3), which is nonlinear in  $q$ . We formalize this in Proposition 2 below, and defer its proof to Appendix B.1.5.

PROPOSITION 2. *Suppose  $G^-(\lambda) \geq \rho$ . Then, for any  $q \in [0, M]$ ,*

$$\begin{aligned} \text{Regret}(q) &:= \sup_{F \in \mathcal{F}(\lambda; G)} C_F(q) - C_F(q_F^*) \\ &= \begin{cases} C_G(q) - C_G(q_G^*) & \text{if } q < \lambda \\ b(q_G^* - q) + (b+h) \left[ (q - \lambda) + \mathbb{E}_G \left[ (\lambda - D) \mathbf{1}\{D < \lambda\} - (q_G^* - D) \mathbf{1}\{D \leq q_G^*\} \right] \right] & \text{if } q \geq \lambda. \end{cases} \end{aligned}$$

Proposition 2 establishes that, while  $\text{Regret}(q)$  is indeed equivalent to the vanilla regret when  $q < \lambda$ , setting  $q \geq \lambda$  allows for a distribution in the ambiguity set to kick in, resulting in an increase in cost. In the proof of Proposition 2 we argue that this worst-case distribution ensures that demand comes in low (specifically, with an atom at  $\lambda$ ), implying that  $q$  over-orders in the worst case. In this case, the worst-case regret is linear in  $q$ , as observed in Figure 3.

In Section 4 we will see that the exact characterization of worst-case regret across all regimes of identifiability, as well as the closed-form expression for  $q^\Delta$ , will allow us to derive a simple algorithm that achieves the minimax risk  $\Delta$ .<sup>8</sup>

**Characterization of worst-case distributions.** While the derivation of the worst-case regret in Lemma 2 and Proposition 2 is existential, we close this section by demonstrating that the worst case is achieved by a simple parametric family of distributions over two point masses, past  $\lambda$ . To formalize this, consider the following family of distributions parametrized by  $p \in [0, 1 - G^-(\lambda)]$ :

$$F_p(x) = \begin{cases} G(x) & x < \lambda \\ G^-(\lambda) + p & x \in [\lambda, M) \\ 1 & x = M \end{cases}$$

By construction,  $F_p \in \mathcal{F}(\lambda; G)$ . Moreover,  $\mathbb{P}_{F_p}(D = \lambda) = p$  and  $\mathbb{P}_{F_p}(D = M) = 1 - p - G^-(\lambda)$ . We define the *restricted ambiguity set* as the set of all valid distributions  $F_p$ , i.e.,:

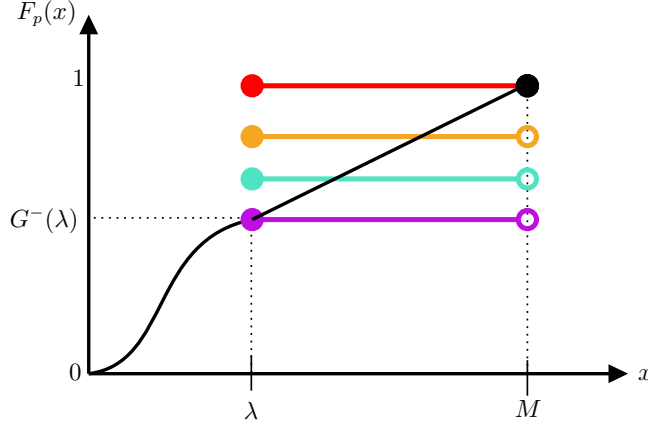
$$\mathcal{B}(\lambda; G) = \{F_p \mid p \in [0, 1 - G^-(\lambda)]\}.$$

Figure 4 illustrates distributions in the restricted ambiguity set, for different values of  $p$ . Proposition 3 below establishes that  $\mathcal{B}(\lambda; G)$  is indeed the worst-case family of distributions, for any ordering quantity  $q$ .

PROPOSITION 3. *Fix  $q \in [0, M]$ . Then,*

$$\sup_{F \in \mathcal{F}(\lambda; G)} C_F(q) - C_F(q_F^*) = \sup_{F \in \mathcal{B}(\lambda; G)} C_F(q) - C_F(q_F^*).$$

<sup>8</sup>This lies in contrast to the pricing problem considered in Bu et al. (2023), where a derivation of the minimax optimal price remains out of reach, contributing to a more complicated algorithm that instead optimizes optimistic and pessimistic bounds on the worst-case regret.



**Figure 4** Illustration of a set of distributions in  $\mathcal{B}(\lambda; G)$ , parameterized by  $p \in [0, 1 - G^-(\lambda)]$  and denoted by  $F_p$ . The true distribution  $G$  is represented by the black curve. For any  $p$ ,  $F_p(x) = G(x)$  for all  $x < \lambda$ ; it places mass  $p$  at  $x = \lambda$ , and mass  $1 - p - G^-(\lambda)$  at  $x = M$ .

We defer the proof of the fact to Appendix B.2. Proposition 3 provides useful intuition as to the drivers of regret, as previously discussed. Namely, it precisely reflects the intuition of nature adversarially generating a high- or low-demand distribution to ensure that the decision-maker incurs high underage or overage costs, respectively.<sup>9</sup>

REMARK 1. Theorem 1 and Proposition 3 together help to establish why access to an upper bound  $M$  on  $q_G^*$  is in fact necessary for the minimax risk  $\Delta$  to be bounded in the unidentifiable regime. In particular, Part 2 of Theorem 1 implies that  $\Delta \rightarrow +\infty$  as  $M \rightarrow +\infty$ , achieved by a worst-case distribution in  $\mathcal{B}(\lambda; G)$  setting  $q_F^* = M \rightarrow +\infty$ .

REMARK 2. While our results hold under minimal assumptions on the underlying demand distribution (i.e., bounded mean and known upper bound on the optimal ordering quantity), our techniques can be extended to derive results in settings where the demand distribution satisfies additional regularity assumptions (e.g., continuous demand with a known lower bound on the probability density function (Huh and Rusmevichientong 2009, Besbes and Muharremoglu 2013)). In this latter case, for instance, we conjecture that the class of worst-case distributions are uniformizations of distributions in  $\mathcal{B}(\lambda; G)$ .

#### 4. A Near-Optimal Algorithm

As discussed in Section 3, our goal is to design an algorithm whose regret asymptotically achieves the minimax risk  $\Delta$ , *across both regimes of identifiability*. Theorem 1, however, established that even determining identifiability requires knowledge of  $G^-(\lambda)$ , which the decision-maker does not have. Therefore, performing well across all regimes seems to be a challenging task. In this section,

<sup>9</sup> Besbes and Mouchtaki (2023) derive a similar insight, though for relative regret in the uncensored setting.

we design a robust algorithm that achieves the optimal order of regret (up to polylogarithmic factors) in both the identifiable and unidentifiable regimes, in spite of this challenge.

#### 4.1. Algorithm Description

At a high level, our algorithm, Robust Censored Newsvendor (RCN), proceeds in a hierarchical fashion. Motivated by the above challenge, we first test for identifiability by computing a *censored* estimate of  $G^-(\lambda)$ , which only uses historical samples for which the ordering quantity was  $\lambda$ . Formally, let  $s^{\text{off},\lambda} = (s_{ki}^{\text{off}} \mid i \in [N_k], k \in [K] \text{ s.t. } q_k^{\text{off}} = \lambda)$ . For ease of notation, we omit the dependence of entries of  $s^{\text{off},\lambda}$  on  $k$ . Moreover, without loss of generality, we assume that  $|s^{\text{off},\lambda}| = N$ . Then, our censored estimate is defined as the fraction of samples that lie strictly below  $\lambda$ , i.e.,

$$\widehat{G}^-(\lambda) = \frac{1}{N} \sum_{i \in [N]} \mathbb{1}\{s_i^{\text{off},\lambda} < \lambda\}.$$

We refer to this estimate as censored since it uses the censored sales data, rather than the true (unobserved) demand data that would be required to compute the SAA of  $G^-(\lambda)$ . This design choice will become clear in the analysis of our algorithm.

Once computed, the censored estimate  $\widehat{G}^-(\lambda)$  may fall into one of three cases, depending on the confidence parameter  $\zeta$  that our algorithm takes as input. In particular, if  $\widehat{G}^-(\lambda) \geq \rho + \zeta$ , our algorithm classifies the problem as *likely identifiable*. In this case, motivated by Theorem 1, it outputs a censored estimate of  $q_G^*$ , denoted by  $q_{\widehat{G}}^*$ , defined as the  $\rho$ -th sample quantile of  $s^{\text{off},\lambda}$ . Formally:

$$q_{\widehat{G}}^* = \inf \left\{ x \mid \frac{1}{N} \sum_{i \in [N]} \mathbb{1}\{s_i^{\text{off},\lambda} \leq x\} \geq \rho \right\}.$$

For ease of notation, we let  $\widehat{G}(x) = \frac{1}{N} \sum_{i \in [N]} \mathbb{1}\{s_i^{\text{off},\lambda} \leq x\}$ . Note again here that  $q_{\widehat{G}}^*$  relies only on the samples for which the historical ordering quantity was  $\lambda$ , as was the case for  $\widehat{G}^-(\lambda)$ .

If, on the other hand  $\widehat{G}^-(\lambda) < \rho - \zeta$ , the algorithm classifies the problem as *likely unidentifiable*, and outputs a censored estimate of  $q_G^\dagger$ , denoted by  $q_{\widehat{G}}^\dagger$  and defined as:

$$q_{\widehat{G}}^\dagger = \frac{bM + h\lambda - (b+h)\widehat{G}^-(\lambda)M}{(b+h)(1 - \widehat{G}^-(\lambda))}.$$

Finally, if  $\widehat{G}^-(\lambda) \in [\rho - \zeta, \rho + \zeta]$ , our algorithm cannot determine problem identifiability with confidence, in which case it outputs  $\lambda$ . We present a formal description of our algorithm in Algorithm 1.

REMARK 3. Our algorithm's first phase can be interpreted through the lens of hypothesis testing, as it seeks to determine whether or not  $G^-(\lambda) \leq \rho$ . Our test, which uses the empirical estimate  $\widehat{G}^-(\lambda)$ , can be shown to implement the uniformly most powerful test for this hypothesis (Casella and Berger 2024).

**ALGORITHM 1: Robust Censored Newsvendor (RCN)****Input:** Observable boundary  $\lambda$ , censored demand samples  $s^{\text{off},\lambda}$ , confidence term  $\zeta$ **Output:** Ordering quantity  $q^{\text{alg}}$ Compute censored SAA of  $G^-(\lambda)$ :

$$\widehat{G}^-(\lambda) = \frac{1}{N} \sum_{i \in [N]} \mathbb{1}\{s_i^{\text{off},\lambda} < \lambda\}. \quad (10)$$

**if**  $\widehat{G}^-(\lambda) \geq \rho + \zeta$  **then** // Likely identifiable    Compute censored SAA of  $q_G^*$ :

$$q_G^* = \inf\{x \mid \widehat{G}(x) \geq \rho\}, \quad (11)$$

    where  $\widehat{G}(x) = \frac{1}{N} \sum_{i \in [N]} \mathbb{1}\{s_i^{\text{off},\lambda} \leq x\}$ . Let  $q^{\text{alg}} = q_G^*$ .**else if**  $\widehat{G}^-(\lambda) < \rho - \zeta$  **then** // Likely unidentifiable    Compute empirical estimate of  $q_G^\dagger$ :

$$q_G^\dagger = \frac{bM + h\lambda - (b+h)\widehat{G}^-(\lambda)M}{(b+h)(1 - \widehat{G}^-(\lambda))}. \quad (12)$$

    Let  $q^{\text{alg}} = q_G^\dagger$ .**else** // Knife-edge case    Let  $q^{\text{alg}} = \lambda$ .**return**  $q^{\text{alg}}$ **4.2. Algorithm Analysis**

Theorem 2 establishes that this intuitive algorithm achieves vanishing minimax regret relative to  $\Delta$  with constant probability, for an appropriately tuned confidence parameter  $\zeta$ .

**THEOREM 2.** Fix  $\delta \in (0, 1)$ , and let  $\zeta = \sqrt{\frac{\log(2/\delta)}{2N}}$ . With probability at least  $1 - 2\delta$ , Algorithm 1 outputs an ordering quantity  $q^{\text{alg}}$  such that:

$$\text{Regret}(q^{\text{alg}}) \leq \Delta + \begin{cases} \lambda(b+h)\zeta & G^-(\lambda) \geq \rho + 2\zeta \\ 2\lambda(b+h)\zeta & G^-(\lambda) \in [\rho, \rho + 2\zeta] \\ 2\max\{\frac{b}{h}, 1\}(M-\lambda)(b+h)\zeta & G^-(\lambda) \in [\rho - 2\zeta, \rho] \\ \max\{\frac{b}{h}, 1\}(M-\lambda)(b+h)\zeta & G^-(\lambda) < \rho - 2\zeta. \end{cases}$$

Letting  $\delta = O(1/\sqrt{N})$ , we obtain the following bound for the expected worst-case regret of Algorithm 1.

**COROLLARY 2.** Let  $\zeta = O\left(\sqrt{\frac{\log N}{N}}\right)$ . Then,  $\mathbb{E}[\text{Regret}(q^{\text{alg}})] = \Delta + O\left(\sqrt{\frac{\log N}{N}}\right)$ .

We make a few observations on our algorithm's guarantees before providing a proof sketch at the end of this section. First of all, in the identifiable regime ( $G^-(\lambda) \geq \rho$ ), since  $q^\Delta = q_G^*$  by Theorem 1, our algorithm recovers existing regret guarantees (up to constant factors) for the uncensored setting



(Chen and Ma 2024). We emphasize that this result holds for *any* value of  $\lambda$  such that  $G^-(\lambda) \geq \rho$ , and for *any* set of historical ordering quantities. This further implies that demand censoring is effectively immaterial in the identifiable regime.

In the unidentifiable regime ( $G^-(\lambda) < \rho$ ), it is also near-optimal, incurring an expected worst-case regret of  $\Delta + O\left(\sqrt{\frac{\log N}{N}}\right)$ . Observe that our upper bound on the algorithm's regret in this regime is linear in  $M - \lambda$ . This is in line with the construction of the worst-case distribution described in Section 3, for any quantity  $q$ : if  $q$  is close to  $\lambda$ , the worst-case distribution  $F \in \mathcal{F}(\lambda; G)$  sets the optimal newsvendor quantity  $q_F^*$  to  $M$ ; if  $q$  is close to  $M$ , on the other hand,  $F$  sets  $q_F^*$  to  $\lambda$ . As the gap between  $\lambda$  and  $M$  increases, it becomes more difficult for the algorithm to hedge against nature, which is reflected in the regret guarantee.

We now provide a sketch of the proof of Theorem 2, deferring a formal proof to Appendix B.3.

**Proof sketch.** We first upper bound our algorithm's regret by two sources of loss: (i) the minimax risk  $\Delta$ , and (ii) the cost difference between  $q^{\text{alg}}$  and  $q^\Delta$ , for any distribution  $F \in \mathcal{F}(\lambda; G)$ . Namely, we have:

$$\text{Regret}(q^{\text{alg}}) \leq \Delta + \sup_{F \in \mathcal{F}(\lambda; G)} C_F(q^{\text{alg}}) - C_F(q^\Delta). \quad (13)$$

Noting that  $\Delta$  is independent of  $q^{\text{alg}}$ , it suffices to upper bound the second term. Recall, by Theorem 1, the value of  $q^\Delta$  depends on whether or not the problem is identifiable. Hence, Equation (13) highlights that the algorithm incurs regret if: (i) it incorrectly predicts identifiability of the underlying problem (we refer to this as an *identifiability error*), in which case  $q^{\text{alg}}$  and  $q^\Delta$  may be far apart, or (ii) it correctly predicts identifiability, but incurs some finite-sample estimation error of  $q^\Delta$ .

We begin by tackling the first source of loss. At a high level, identifiability errors should be rare if  $\widehat{G}^-(\lambda)$  and  $G^-(\lambda)$  are “close enough,” with constant probability. While this claim would simply follow from standard concentration arguments in the uncensored setting, recall that our algorithm uses *sales*, rather than true demand data, in the computation of  $\widehat{G}^-(\lambda)$ . Hence, it is not a priori clear that  $\widehat{G}^-(\lambda)$  is an unbiased estimate of  $G^-(\lambda)$ , a requirement to show closeness of the two quantities, in a formal sense. The following fact, however, provides a formal justification of the decision to restrict to samples for which  $q_k^{\text{off}} = \lambda$ .

FACT 1. For all  $i \in [N]$ ,  $\mathbb{1}\{s_i^{\text{off}, \lambda} < \lambda\} = \mathbb{1}\{\min\{\lambda, d_i^{\text{off}}\} < \lambda\} = \mathbb{1}\{d_i^{\text{off}} < \lambda\}$ .

Fact 1 implies that  $\widehat{G}^-(\lambda)$  is indeed an unbiased estimate of  $G^-(\lambda)$ , allowing us to leverage standard concentration arguments to show the following probabilistic bound on the distance between these two quantities:

$$\mathbb{P}_G\left(|\widehat{G}^-(\lambda) - G^-(\lambda)| < \zeta\right) \geq 1 - \delta.$$

Restricting our attention to the event  $\mathcal{E} = \left\{ |\widehat{G}^-(\lambda) - G^-(\lambda)| < \zeta \right\}$ , then, we conclude that our algorithm correctly predicts identifiability in two regions: (i)  $G^-(\lambda) \geq \rho + 2\zeta$ , and (ii)  $G^-(\lambda) < \rho - 2\zeta$ .

In the first case,  $q^\Delta = q_G^*$  by Theorem 1, and our algorithm outputs  $q^{\text{alg}} = q_G^*$ . Hence, by Equation (13), it suffices to bound the loss incurred by setting  $q_G^*$  instead of  $q_G^\dagger$ . In the uncensored setting, standard arguments leverage concentration of the empirical CDF (using *uncensored demand* samples) to show that the SAA algorithm produces an estimate of  $q_G^*$  with a loss of  $O(1/\sqrt{N})$ . However, by Equation (11),  $q_G^*$  is computed using the empirical CDF  $\widehat{G}$  of the censored sales data which, as discussed above, need not in general converge to  $G$ . We nonetheless show that when  $G^-(\lambda) \geq \rho$ ,  $q_G^* = q_{\widehat{G}^{\text{uc}}}^*$ , where  $q_{\widehat{G}^{\text{uc}}}^*$  is the SAA of  $q_G^*$  with access to the true (uncensored) demand samples! Again, this is crucially due to the fact that our algorithm exclusively uses samples such that  $q_k^{\text{off}} = \lambda$  in the construction of  $q_G^*$ . Having established this fact, then, we are able to leverage concentration of the (true) empirical CDF to establish  $O(1/\sqrt{N})$  regret for this case.

In the second case,  $q^\Delta = q_G^\dagger$  by Theorem 1, and  $q^{\text{alg}} = q_G^\dagger$ . Noticing that  $q_G^\dagger = Q^\dagger(G^-(\lambda))$  and  $q_G^\dagger = Q^\dagger(\widehat{G}^-(\lambda))$ , where  $Q^\dagger(x) = \frac{bM+h\lambda-(b+h)xM}{(b+h)(1-x)}$ , we conclude that the error in this case stems from the gap between  $\widehat{G}^-(\lambda)$  and  $G^-(\lambda)$ . Using the fact that  $|\widehat{G}^-(\lambda) - G^-(\lambda)| < \zeta$ , under event  $\mathcal{E}$ , we obtain the  $O(1/\sqrt{N})$  regret bound.

In both of the above regions, our algorithm suffers only from finite-sample estimation error, as it correctly predicts (un)identifiability. When  $G^-(\lambda) \in [\rho - 2\zeta, \rho + 2\zeta]$ , however,  $\widehat{G}^-(\lambda)$  may lie in the knife-edge region  $[\rho - \zeta, \rho + \zeta]$ , in which case our algorithm defaults to  $q^{\text{alg}} = \lambda$ . Despite this, we argue that  $\lambda$  is a “safe” choice for both regimes in this case. To see why  $\lambda$  hedges against both possibilities, observe that, if  $G^-(\lambda) \in [\rho - 2\zeta, \rho + 2\zeta]$ ,  $\lim_{N \rightarrow \infty} G^-(\lambda) = \rho$ , which implies that  $q_G^*$  approaches  $\lambda$  as  $N$  grows large. For the same reason, one can argue that  $q_G^\dagger$  approaches  $\lambda$  as  $N$  grows large. Hence,  $\lambda$  is expected to be close to  $q^\Delta$  (formally, within  $O(1/\sqrt{N})$  of  $q^\Delta$ ), whether or not the problem is identifiable.

Putting these four cases together, we obtain the theorem.  $\square$

We conclude the section by re-framing Theorem 2 in terms of sample complexity, which ties the problem back to the question of identifiability. (Recall, the proof of the fact that  $\Delta = 0$  implies identifiability in Proposition 1 relied on the ability to provide a policy  $\pi$  satisfying Definition 3.)

**COROLLARY 3.** *For any  $\epsilon > 0$  and  $\delta \in (0, 1)$ , if  $N \geq N(\epsilon, \delta)$ , then with probability at least  $1 - 2\delta$ , the worst-case regret of Algorithm 1 is no greater than  $\Delta + \epsilon$ , i.e.,*

$$\mathbb{P}_G \left[ \sup_{F \in \mathcal{F}(\lambda; G)} \left\{ C_F(q^{\text{alg}}) - C_F(q_F^*) - \Delta \right\} < \epsilon \right] \geq 1 - 2\delta,$$

where  $N(\epsilon, \delta) = \frac{2(b+h)^2 \log(2/\delta)}{\epsilon^2} \max\{\lambda^2, \max\{(b/h)^2, 1\}(M - \lambda)^2\}$ .

Letting  $\delta = O(1/\sqrt{N})$ , Corollary 3 implies that, when  $G^-(\lambda) \geq \rho$ ,

$$\lim_{N \rightarrow \infty} \mathbb{P}_G \left[ \sup_{F \in \mathcal{F}(\lambda; G)} \left\{ C_F(q^{\text{alg}}) - C_F(q_F^*) \right\} < \epsilon \right] = 1,$$

which gives us identifiability, as promised in the proof of Proposition 1.

## 5. Lower Bound

In this section we show that the bounds established in Theorem 2 are tight, i.e., that any algorithm necessarily incurs regret lower bounded by  $\Delta + \Omega(1/\sqrt{N})$ , in expectation. While existing lower bounds apply to our problem (i.e., by taking  $\lambda = +\infty$ ), we provide *instance-dependent* lower bounds, as a function of the regime of identifiability, which we formally define below.

DEFINITION 5 (IDENTIFIABILITY REGIMES). The three identifiability regimes of the data-driven censored newsvendor problem are defined as follows:

(i) the *strictly identifiable* regime: the set of all distributions  $G$  such that

$$G^-(\lambda) > \rho + \frac{c}{\sqrt{N}} \quad \text{for some } c > 0.$$

We let  $\mathcal{G}^{\text{id}} \subset \mathcal{G}$  denote the set of all such distributions.

(ii) the *knife-edge* regime: the set of all distributions  $G$  such that

$$|G^-(\lambda) - \rho| \leq \frac{c}{\sqrt{N}} \quad \text{for some } c > 0.$$

We let  $\mathcal{G}^{\text{ke}} \subset \mathcal{G}$  denote the set of all such distributions.

(iii) the *strictly unidentifiable* regime: the set of all distributions  $G$  such that

$$G^-(\lambda) < \rho - \frac{c}{\sqrt{N}} \quad \text{for some } c > 0.$$

We let  $\mathcal{G}^{\text{ui}} \subset \mathcal{G}$  denote the set of all such distributions.

Theorem 3 establishes that our algorithm achieves the optimal regret guarantee (up to polylogarithmic factors) across the three identifiability regimes.

THEOREM 3. Fix  $b, h, \lambda$ , and  $M$ , with  $\lambda < M$ . For any policy  $\pi \in \Pi$  with access to  $N$  censored demand samples  $s^{\text{off}, \lambda}$ :

(i) in the *strictly identifiable regime*:

$$\sup_{G \in \mathcal{G}^{\text{id}}} \mathbb{E}_G \left[ \text{Regret}(q^\pi) - \Delta \right] \geq \frac{\lambda(b+h)\sqrt{1-\rho} \min\{\rho, 1-\rho\} e^{-1/2}}{64\sqrt{N}}$$

(ii) in the *knife-edge regime*:

$$\sup_{G \in \mathcal{G}^{\text{ke}}} \mathbb{E}_G \left[ \text{Regret}(q^\pi) - \Delta \right] \geq \frac{\lambda(b+h)\sqrt{1-\rho} \min\{\rho, 1-\rho\} e^{-1/2}}{32\sqrt{N}}$$

(iii) in the strictly unidentifiable regime:

$$\sup_{G \in \mathcal{G}^{\text{ui}}} \mathbb{E}_G \left[ \text{Regret}(q^\pi) - \Delta \right] \geq \frac{h(M - \lambda) \sqrt{1 - \rho} \min\{\rho, 1 - \rho\} \min\{\rho, 3\rho - 1\} e^{-1/2}}{64\sqrt{N}}$$

In the strictly identifiable regime, our bound reflects that the censored setting suffers from the same finite-sample information loss as the uncensored setting (up to constant factors) (Chen and Ma 2024). Moreover, our lower bounds have the same dependence on  $\lambda$  and  $M - \lambda$ , respectively, for the strictly identifiable and unidentifiable regimes, as the upper bounds derived in Theorem 2. Additionally, the lower bound in the knife-edge regime is exactly twice the lower bound for the strictly identifiable regime. Such a phenomenon also appears in the upper bound, and highlights an additional unavoidable source of loss when  $G^-(\lambda) \approx \rho$ , the regime in which identifiability is the hardest to test.

Our proof follows similar lines as those used to derive lower bounds for the uncensored setting (see, e.g., Chen and Ma (2024), Lin et al. (2022)). Specifically, for each regime, we identify two “hard” distributions with support on two point masses. While the means of these two distributions are within  $\Theta(1/\sqrt{N})$  of each other, their respective optimal ordering quantities lie on opposite ends of their support. We then rely on the closed-form characterization of the worst-case regret derived in Lemma 2 to argue that, for these two distributions, the regret incurred by any policy is proportional to the estimation error of the minimax optimal order quantity  $q^\Delta$ . We conclude by showing that the problem of estimating  $q^\Delta$  reduces to the problem of testing for the identity of the demand distribution, for which the error rate is lower bounded by  $\Omega(1/\sqrt{N})$ .

## 6. Computational Experiments

In this section we demonstrate the practical efficacy of our algorithm via extensive computational experiments. We test all algorithms on synthetic data in Section 6.2, and consider a real-world retail dataset in Section 6.3 (Sahoo 2023). See [https://github.com/seanrsinclair/robust\\_censored\\_newsvendor](https://github.com/seanrsinclair/robust_censored_newsvendor) for the code database.

### 6.1. Description of Metrics and Benchmark Policies

We evaluate our algorithm, RCN, using  $\delta = 0.3$ , and benchmark it against five other policies from the literature, for all sets of experiments:

- **Naive SAA:** This algorithm ignores the potential impact of demand censoring and outputs the  $\rho$ -th sample quantile, using all samples in the dataset, i.e.:

$$q^{\text{naive}} = \inf \left\{ q \mid \frac{1}{\sum_k N_k} \sum_k \sum_{i \in [N_k]} \mathbb{1}\{s_{ki}^{\text{off}} \leq q\} \geq \rho \right\}.$$

- **Subsample SAA:** This algorithm subsamples the dataset to only retain uncensored samples  $(k, i)$  such that  $d_{ki}^{\text{off}} < q_k^{\text{off}}$ , and outputs the  $\rho$ -th sample quantile for this subset, i.e.:

$$q^{\text{subsample}} = \inf \left\{ q \mid \frac{1}{|\{(k, i) \mid d_{ki}^{\text{off}} < q_k^{\text{off}}\}|} \sum_k \sum_{i: d_{ki}^{\text{off}} < q_k^{\text{off}}} \mathbb{1}\{d_{ki}^{\text{off}} \leq q\} \geq \rho \right\}.$$

If  $|\{(k, i) \mid d_{ki}^{\text{off}} < q_k^{\text{off}}\}| = 0$ , the algorithm outputs  $\lambda$ .

- **Kaplan-Meier:** This algorithm outputs the  $\rho$ -quantile of the Kaplan-Meier (KM) estimator of the cdf (Kaplan and Meier 1958), using the lifelines package (Davidson-Pilon 2024).
- **Censored SAA:** This is the algorithm designed in Fan et al. (2022) for the identifiable regime, when historical inventory levels are i.i.d. samples from a given distribution.
- **True SAA:** This is the classical SAA heuristic, which outputs the  $\rho$ -th sample quantile with respect to the *true* demand data, i.e.:

$$q^{\text{SAA}} = \inf \left\{ q \mid \frac{1}{\sum_k N_k} \sum_k \sum_{i \in [N_k]} \mathbb{1}\{d_{ki}^{\text{off}} \leq q\} \geq \rho \right\}.$$

Though this algorithm is not implementable, it serves as a useful benchmark in the identifiable regime (where  $q_G^*$  is learnable), to numerically isolate the impact of demand censoring.

In Section 6.4 we later consider a practically motivated variant of RCN, referred to as RCN<sup>+</sup>, which improves the sample efficiency of RCN by incorporating *all* sales data.

In addition to reporting all policies' worst-case regret, as defined in Definition 2, we report *relative* regret metrics, depending on the regime of identifiability:

- *Unidentifiable regime:* When  $G^-(\lambda) < \rho$ , we are interested in all policies' performance relative to the unidentifiable ordering quantity  $q_G^\dagger$ , which is minimax optimal in this regime. Specifically, we report:

$$\mathcal{R}^{ui}(q^\pi) = \frac{\text{Regret}(q^\pi) - \Delta}{\Delta} \times 100. \quad (14)$$

- *Identifiable regime:* When  $G^-(\lambda) \geq \rho$ , we are interested in all policies' performance relative to the optimal newsvendor quantity  $q_G^*$ . Specifically, we report:

$$\mathcal{R}^{id}(q^\pi) = \frac{C_G(q^\pi) - C_G(q_G^*)}{C_G(q_G^*)} \times 100. \quad (15)$$

Reporting different metrics depending on the identifiability regime allows us to investigate the robustness of various policies, with the desideratum being low relative regret both when the optimal newsvendor cost is a meaningful benchmark, as well as when it's not.

## 6.2. Synthetic Experiments

In this section we investigate how our policy’s performance is impacted as we vary (i) the number of samples  $N$ , (ii) the observable boundary  $\lambda$ , and (iii) demand variability.

**6.2.1. Experimental setup.** Across all experiments, we let  $h = 1$  and vary  $b \in \{3, 9, 49\}$ , such that  $\rho \in \{0.75, 0.9, 0.98\}$ .<sup>10</sup> We moreover consider the following demand distributions:

- *Uniform*: Demand is drawn from a discrete uniform distribution with support  $\{0, 1, \dots, 100\}$ .
- *Exponential*: Demand is exponentially distributed with mean 80.
- *Poisson*: Demand is drawn from a Poisson distribution with mean 80.
- *Normal*: Demand  $D = \max\{0, X\}$  where  $X \in \mathcal{N}(80, \sigma)$  is a Gaussian random variable with mean 80 and standard deviation  $\sigma \in \{20, 25, \dots, 40\}$ .

We let  $M = 320$ , an upper bound on  $q_G^*$  across all of the above distributions.

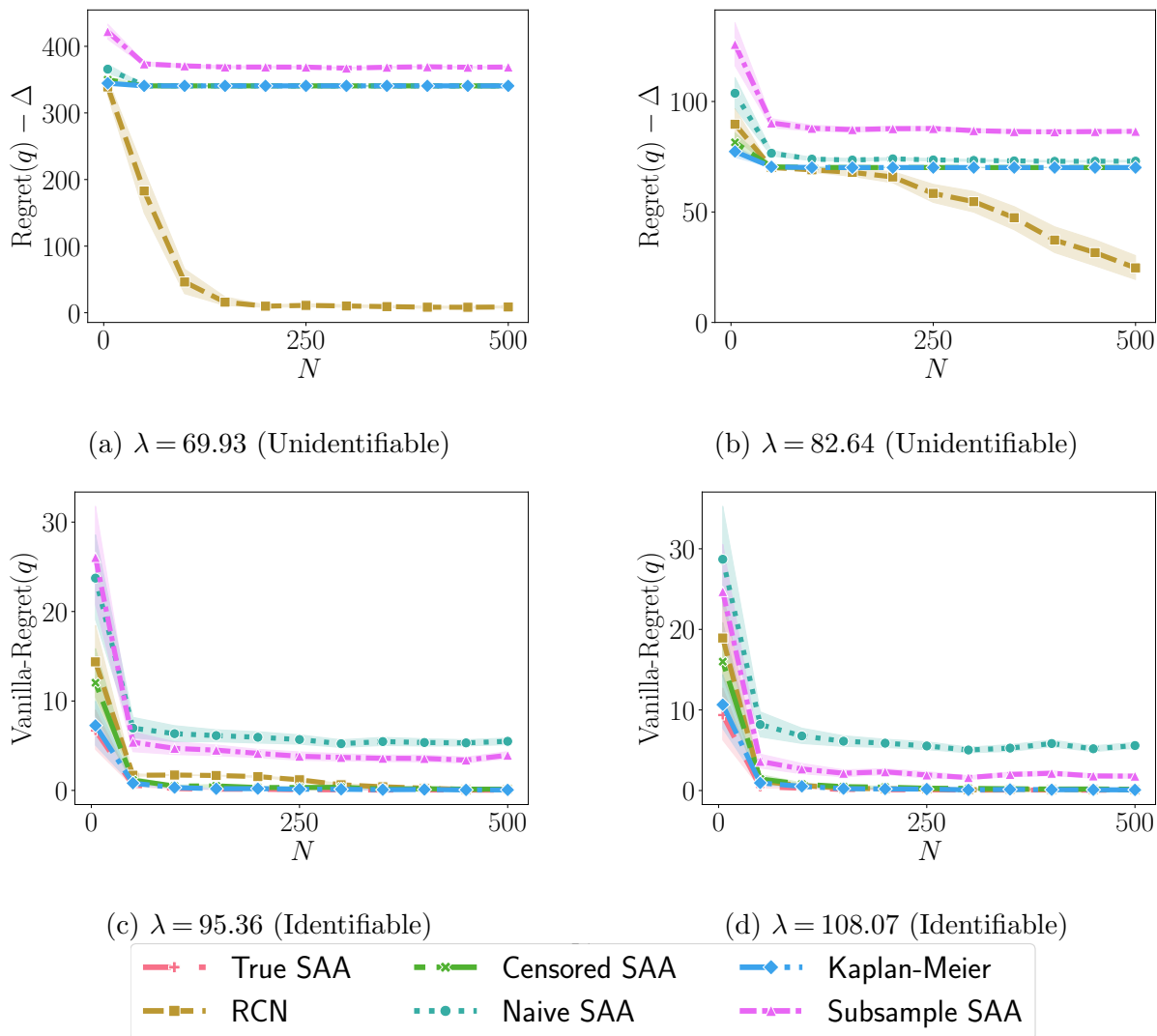
We consider  $K = 2$  historical ordering quantities. To generate these, we first fix the observable boundary  $\lambda$ , and define the first ordering quantity to be  $q_1^{\text{off}} = \lambda$ . For each of the above instances, we sample  $N$  demand samples from  $G$ , and censor them at  $\lambda$ . We generate the second historical ordering quantity by sampling  $q_2^{\text{off}} \sim \text{Uniform}[\frac{\lambda}{4}, \frac{3\lambda}{4}]$ . Once we have fixed  $q_2^{\text{off}}$ , we sample  $N$  true demand samples from  $G$ , and similarly censor them at  $q_2^{\text{off}}$ . For each distribution, we vary  $\lambda \in \{(\frac{1}{2} + \frac{k}{7})q_G^*, k \in [7]\}$  (i.e., eight equally spaced points between  $\frac{q_G^*}{2}$  and  $\frac{3q_G^*}{2}$ ), where  $q_G^*$  is the optimal newsvendor quantity under  $\rho = 0.9$ . Varying  $\lambda$  in this way allows us to generate enough instances for each regime of identifiability. In particular, we will see that our algorithm’s performance depends on whether the problem is *easily identifiable* ( $G^-(\lambda) \gg \rho$ ), *easily unidentifiable* ( $G^-(\lambda) \ll \rho$ ), or in a *difficult regime* ( $G^-(\lambda) \approx \rho$ ).

**Algorithm evaluation.** We run 100 replications for each experiment. To evaluate the algorithms in terms of their additive and relative regret performance we use Monte-Carlo estimation over  $10^7$  samples from the true underlying demand distribution  $G$ .

**6.2.2. Impact of  $N$ .** We first investigate the performance of all policies of interest as  $N$  grows large. Here, the underlying demand distribution  $G \sim \text{Uniform}\{0, 100\}$  and  $\rho = 0.9$ , for various values of  $\lambda$ . For this value of  $\rho$ ,  $q_G^* = 89$ ; therefore, the problem is unidentifiable for  $\lambda \in \{69.93, 82.64\}$  and identifiable for  $\lambda \in \{95.36, 108.07\}$ . (The results for all other sets of parameters and distributions are entirely analogous. We omit them as such.)

When the problem is unidentifiable, we plot  $\text{Regret}(q^\pi) - \Delta$  versus  $N$  (see Figures 5a and 5b). RCN is the only algorithm whose worst-case regret asymptotically converges to the minimax risk  $\Delta$ . We observe that  $\text{Regret}(q^\pi) - \Delta$  converges to a constant for all other policies. This is expected,

<sup>10</sup>In most practical settings we expect the per-unit underage cost to be significantly higher than the overage cost.



**Figure 5**  $\text{Regret}(q) - \Delta$  vs.  $N$  (when unidentifiable) and  $\text{Vanilla-Regret}(q)$  vs.  $N$  (when identifiable) for the different benchmark policies, for  $\lambda \in \{69.93, 82.64, 95.36, 108.07\}$ . Here,  $G \sim \text{Uniform}\{0, 100\}$  and  $\rho = 0.9$ , with  $q_G^* = 89$ .

as these latter policies aim to estimate  $q_G^*$ , as opposed to attempting to hedge against nature in the unidentifiable regime. Hence, additional samples do not help their performance. Due to censoring at  $\lambda$ , these algorithms often converge to outputting  $\lambda$ , which is why Censored SAA and Kaplan-Meier achieve similar performance.

Notice moreover that our algorithm’s convergence to  $\Delta$  is much slower when  $\lambda = 82.64$  compared to when  $\lambda = 69.93$ . This is because the problem is much closer to identifiability (which would occur at  $\lambda \geq q_G^* = 89$ ), meaning that RCN requires significantly more samples to test whether or not the problem is identifiable. Specifically, when  $N$  is small, we are in the difficult regime where RCN does not have confidence about whether or not the problem is identifiable, and defaults to outputting



$\lambda$ , instead of an estimate of  $q_G^\dagger$ . With more samples, however, RCN correctly classifies the problem as likely unidentifiable, and outputs  $q^{\text{alg}} = q_G^\dagger$ . Despite this burn-in period, across all values of  $\lambda$  in the unidentifiable regime RCN ensures a 5% relative optimality gap  $\mathcal{R}^{ui}(q^{\text{alg}})$  in roughly  $N \sim 150$  samples.

When the problem is identifiable, given that the optimal newsvendor cost is indeed achievable in the worst case, we plot Vanilla-Regret versus  $N$  (see Figures 5c and 5d). We observe that RCN, Kaplan-Meier, Censored SAA, and True SAA all quickly converge to the optimal newsvendor quantity  $q_G^*$ , resulting in vanishing vanilla regret. On the other hand, the performance of Censored SAA and Naive SAA plateaus as  $N$  grows large. This again is expected since these policies learn biased estimates of the underlying demand distribution. Note that, for  $\lambda = 95.36$ , while our algorithm’s regret is very low, it lies slightly above that of the three other policies for small values of  $N$ . This is the same phenomenon as the one observed when  $\lambda = 82.64$ : our policy requires a burn-in period when  $\lambda$  is close to  $q_G^*$  to determine identifiability.

We underscore how noteworthy it is that three algorithms that use censored demand samples perform almost as well as the unimplementable True SAA, which has access to uncensored data. This further illustrates the fact that, in identifiable regimes, demand censoring is not a barrier to effective decision-making. Indeed, in the identifiable regime, RCN requires  $N \sim 50$  samples to achieve a relative optimality gap  $\mathcal{R}^{id}(q^\pi)$  of at most 5%, across all values of  $\lambda$ . Censored SAA and Kaplan-Meier require roughly  $2N \sim 100$  samples to achieve the same guarantee.

**6.2.3. Impact of observable boundary.** We next study the impact of the observable boundary  $\lambda$  on policy performance. We fix  $N = 500, \rho = 0.9$ , and report the relative regret (in %) as defined in Equations (14) and (15) across the uniform, exponential, and Poisson distributions described in Section 6.1. Our results can be found in Table 1, where the thick vertical lines in each table mark the transition from the unidentifiable regime (where we report  $\mathcal{R}^{ui}(q^\pi)$ ) to the identifiable regime (where we report  $\mathcal{R}^{id}(q^\pi)$ ). We report results for other values of  $\rho$  in Appendix C.2.1.

When the problem is *easily unidentifiable* (i.e.,  $\lambda \ll q_G^*$ ), RCN is the only near-optimal algorithm, incurring regret of at most 5% relative to the minimax risk  $\Delta$ . While our algorithm approximates the unidentifiable quantile, the non-robust algorithms incur regret that is at least twice as high as  $\Delta$  in the best case, and 10 times as high in the worst case. Observe that the performance of these algorithms is near-identical across many instances. This is because, for small values of  $\lambda$ , any SAA-style solution outputs a quantity close to  $\lambda$ , since most demand realizations are censored.

Perhaps unintuitively, we observe that the performance of our algorithm degrades in the unidentifiable regime, as  $\lambda$  increases. For instance, in Table 1a when  $\lambda = 82.64$  and  $q_G^* = 89$ , RCN incurs a relative regret of approximately 28%. This runs counter to the intuition that, as  $\lambda$  increases, fewer

$\lambda$	44.50	57.21	69.93	82.64	95.36	108.07	120.79	133.50
True SAA					0.08	0.05	0.05	0.05
RCN	1.75	3.30	4.54	27.28	0.20	0.16	0.14	0.16
Censored SAA	450.25	320.19	200.34	70.28	0.25	0.24	0.25	0.29
Kaplan-Meier	450.25	320.19	200.34	70.28	0.14	0.12	0.11	0.13
Naive SAA	450.25	320.19	200.34	73.42	11.09	12	9.92	9.61
Subsample SAA	464.80	335.20	216.83	87.19	7.70	4.24	4.54	4.10

(a) Uniform,  $q_G^* = 89$ 

$\lambda$	92.07	118.38	144.68	170.99	197.30	223.60	249.91	276.22
True SAA					0.27	0.18	0.18	0.16
RCN	3.69	6.77	34.22	17.86	0.54	3.99	1.88	0.36
Censored SAA	216.28	127.66	63.93	18.37	0.41	0.33	0.41	0.30
Kaplan-Meier	216.28	127.66	63.93	17.99	0.30	0.23	0.32	0.23
Naive SAA	216.28	128.03	84.79	114.18	12.55	11.19	9.05	7.57
Subsample SAA	257.31	185.28	152.27	236.52	21.81	17.03	13.29	10.23

(b) Exponential,  $q_G^* = 184.21$ 

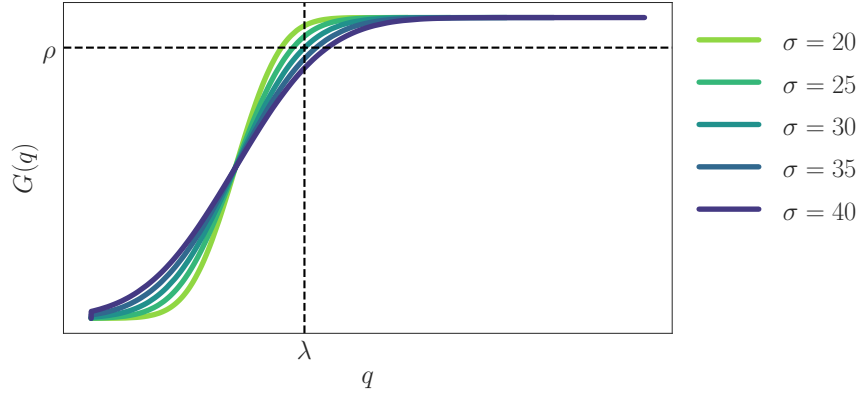
$\lambda$	46	59.14	72.29	85.43	98.57	111.71	124.86	138
True SAA					0.08	0.09	0.15	0.11
RCN	0	0.18	0.97	5.48	0.28	0.23	0.39	0.28
Censored SAA	899.99	891.43	697.59	165.71	0.30	0.25	0.48	0.24
Kaplan-Meier	899.99	891.43	697.59	165.71	0.24	0.19	0.33	0.20
Naive SAA	899.99	891.43	697.59	165.71	12.69	11.81	11.07	10.77
Subsample SAA	899.99	894.91	698.71	168.16	1.12	0.67	1.55	1.87

(c) Poisson,  $q_G^* = 92$ 

**Table 1** Relative regret (in %) vs.  $\lambda$  for the different benchmark policies. Here, we consider the Uniform, Exponential, and Poisson distributions, with  $N = 500$  and  $\rho = 0.9$ . Values of  $\lambda$  to the left of the thick vertical line correspond to the unidentifiable regime, where we report  $\mathcal{R}^{ui}(q^\pi)$  (Equation (14)); values of  $\lambda$  to the right of the thick vertical line correspond to the identifiable regime, where we report  $\mathcal{R}^{id}(q^\pi)$  (Equation (15)).

demand samples are censored, making the learning problem easier. (This latter intuition emerges in Figure 5, if we compare  $\text{Regret}(q^\pi) - \Delta$  across values of  $\lambda$ .) The reason we observe this phenomenon is that  $\mathcal{R}^{ui}(q^\pi)$  is a *relative* metric. Namely, as  $\lambda$  increases, the minimax risk  $\Delta$  decreases. However, for a fixed value of  $N$ , our algorithm incurs *higher* finite-sample estimation error, since determining identifiability becomes harder. These two facts together result in an increase in relative regret. Still, our relative regret is lower than that of all other algorithms, even in this difficult regime.

Once we breach the identifiability barrier, the relative regret  $\mathcal{R}^{id}(q^\pi)$  drops to less than 1% for all three high-performing policies. In the worst case, our algorithm has a relative regret of less than 4% (Table 1b,  $\lambda = 223.60$ ). Again, this highlights that censoring is essentially immaterial in this regime. Finally, Subsample SAA and Naive SAA retain their poor performance across most



**Figure 6** Cumulative distribution function of  $D = \max\{0, X\}$ , with  $X \sim \mathcal{N}(80, \sigma^2)$ ,  $\sigma \in \{20, 25, \dots, 40\}$ .

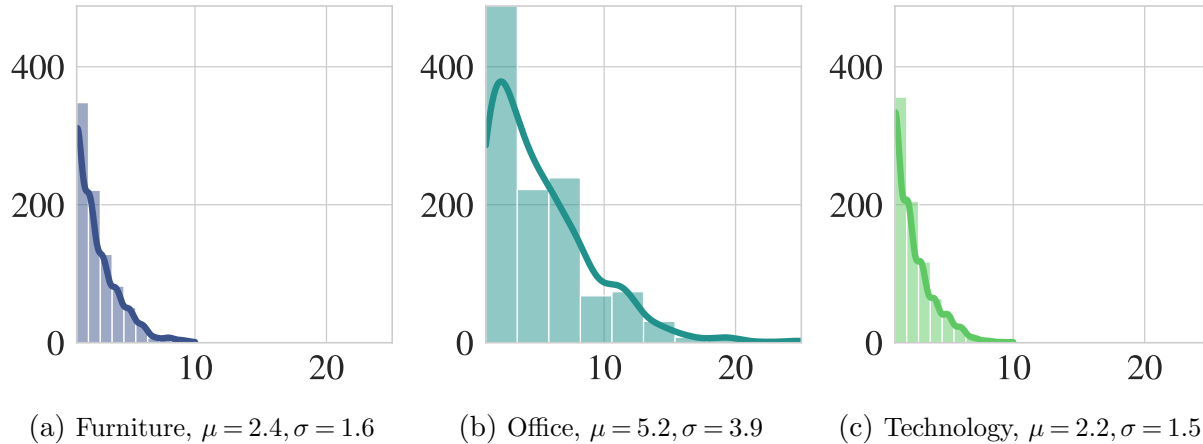
$\sigma$	20	25	30	35	40
True SAA	0.18	0.17	0.13		
RCN	0.40	2.63	0.00	36.53	29.21
Censored SAA	0.51	0.39	0.20	35.76	67.67
Kaplan-Meier	0.39	0.25	0.18	36.72	67.67
Naive SAA	12.37	12.32	12.11	47.23	72.73
Subsample SAA	3.55	8.68	15.55	62.57	91.05

**Table 2** Relative regret (in %) vs.  $\sigma$  for the different benchmark policies for the truncated normal distribution depicted in Figure 6, with  $N = 500$ ,  $\rho = 0.9$ , and  $\lambda = 118.46$ . Values of  $\sigma$  to the left of the thick vertical line correspond to the identifiable regime, where we report  $\mathcal{R}^{id}(q^\pi)$  (Equation (15)); values of  $\sigma$  to the right of the thick vertical line correspond to the unidentifiable regime, where we report  $\mathcal{R}^{ui}(q^\pi)$  (Equation (14)).

instances. This performance slightly improves for larger values of  $\lambda$ , since fewer demand samples are censored as  $\lambda$  increases.

Overall, we find that RCN demonstrates robustness to varying values of  $\lambda$ , with strong performance relative to the true newsvendor cost when the problem is identifiable. Moreover, our experiments show that, in a relative sense, the benefits of our algorithm are the largest in highly censored settings.

**6.2.4. Demand variability.** We conclude our synthetic experiments by investigating the impact of demand variability on algorithm performance. Here, we let  $\rho = 0.9$ , and let  $D = \max\{0, X\}$ , with  $X \sim \mathcal{N}(80, \sigma^2)$ , varying  $\sigma \in \{20, 25, \dots, 40\}$ . In order to cover both identifiable and unidentifiable regimes, we choose  $\lambda = 118.46 = G^{-1}(0.9)$ , where  $G$  corresponds to the distribution with  $\sigma = 30$ . Figure 6 shows the cdf of  $D$  for these five values of  $\sigma$ . Comparing  $G(q)$  to  $\rho$  on this figure, we observe that  $q_G^*$  is increasing in  $\sigma$ . Moreover, we can see that the problem is identifiable for  $\sigma \in \{20, 25, 30\}$  and unidentifiable for  $\sigma \in \{35, 40\}$ . Table 2 presents our results across these identifiability regimes. (Entirely analogous results for other values of  $\lambda$  are deferred to Appendix C.2.2.)



**Figure 7** Histogram of demand data from the SuperStore dataset within the three product categories (Sahoo 2023). Within each figure, the  $x$ -axis denotes the order quantity, and the  $y$ -axis the frequency of that value in the historical data.

We again observe that RCN has comparable performance to Censored SAA and Kaplan-Meier in the identifiable regime, despite using half as many samples. Note moreover that, when  $\sigma = 30$ , RCN achieves *perfect* performance. This occurs because the algorithm finds itself in the knife-edge case and defaults to outputting  $\lambda$ , and, as we can see in Figure 6,  $q_G^* = \lambda$  for  $\sigma = 30$ . At  $\sigma = 35$ , having just entered the unidentifiable regime, we observe a degradation in performance across all algorithms, with RCN, Censored SAA and Kaplan-Meier achieving similar relative regret of around 36%. This is due to the fact that all three algorithms output quantities close to  $\lambda$ , but slightly off from  $q^\Delta = q_G^\dagger$ . Even though the absolute difference between these quantities is low,  $\Delta$  is close to zero, which blows up the very small additive loss. This phenomenon corroborates earlier discussions in Section 6.2.3. Overall, these experiments underscore that RCN is robust to demand variability.

### 6.3. Real-World Dataset

We further validate our synthetic experiments by showing our algorithm’s robust performance on a real-world dataset from a global superstore (Sahoo 2023).

**6.3.1. Dataset description and pre-processing.** The dataset includes four years’ worth of order information, spanning 2015 to 2019. For each order, it includes: order date, order location, as well as product information. We aggregated all orders within the “Furniture”, “Office Supplies”, and “Technology” product categories, respectively, for each day in the dataset. Moreover, to mitigate seasonality effects, we sample from the dataset uniformly at random without replacement, excluding weekends and holidays. We assume the data is initially uncensored, and take  $G$  to be the empirical distribution of the samples generated from this processing step. Figure 7 illustrates the demand distributions for each of these three product categories. While the furniture and technology categories have similar demand distributions, with means of 2.4 and 2.2 per day and standard

$\lambda$	1	2	3	4	5	6	7	8	9	10	11	12	13	14	15
True SAA						0.3	0.5	0.3	0.6	0.5	0.4	0.3	0.8	0.5	0.4
RCN	0.0	1.8	3.5	7.9	11.7	8.0	0.5	0.8	0.9	0.8	0.9	0.8	1.0	1.0	0.7
Censored SAA	900.0	503.2	251.2	105.2	13.4	0.5	0.8	0.5	0.8	0.6	0.5	0.6	1.0	0.6	0.6
Kaplan-Meier	900.0	503.2	251.2	105.2	11.7	0.0	0.1	0.6	0.6	0.8	0.1	0.3	1.2	0.2	0.3
Naive SAA	900.0	503.2	251.2	109.7	40.2	14.1	10.8	9.3	8.4	6.5	4.1	4.0	4.5	4.7	4.4
Subsample SAA	900.0	529.4	267.2	115.0	50.4	13.2	5.5	7.9	4.1	3.7	3.5	2.5	3.2	3.3	2.0

(a) Furniture,  $N = 500, \rho = 0.9, q_G^* = 5$ 

$\lambda$	1	2	3	4	5	6	7	8	9	10	11	12	13	14	15
True SAA												0.2	0.2	0.3	0.1
RCN	0.0	0.8	1.1	1.7	3.0	2.4	4.3	7.3	23.3	36.0	10.2	3.1	1.2	0.4	0.3
Censored SAA	900.0	760.0	596.4	473.1	366.3	278.8	194.0	131.0	69.7	36.1	13.1	0.6	0.8	0.5	0.3
Kaplan-Meier	900.0	760.0	596.4	473.1	366.3	278.8	194.0	131.0	69.7	35.8	10.7	0.2	0.6	0.2	0.5
Naive SAA	900.0	760.0	596.4	473.1	366.3	278.8	194.0	131.8	79.9	64.0	101.0	14.6	14.0	13.6	11.3
Subsample SAA	900.0	797.4	628.1	500.3	389.6	305.9	224.0	166.0	114.6	96.4	166.4	21.3	14.2	13.0	10.9

(b) Office Supplies,  $N = 500, \rho = 0.9, q_G^* = 11$ 

$\lambda$	1	2	3	4	5	6	7	8	9	10	11	12	13	14	15
True SAA						0.3	0.4	0.3	0.4	0.5	0.6	0.5	0.4	0.4	0.6
RCN	0.0	2.3	4.6	20.3	1.8	0.4	0.6	0.5	0.3	0.7	0.5	0.5	0.4	0.5	0.7
Censored SAA	900.0	465.3	215.0	72.2	0.6	0.4	0.6	0.5	0.6	0.6	0.6	0.4	0.4	0.4	0.7
Kaplan-Meier	900.0	465.3	215.0	72.2	1.7	1.8	1.7	1.4	1.7	1.1	1.1	0.8	1.1	0.8	0.9
Naive SAA	900.0	465.3	215.0	79.7	20.3	19.5	16.6	11.1	7.7	7.4	7.0	2.0	3.2	3.7	3.5
Subsample SAA	900.0	489.9	229.3	82.3	20.2	13.0	12.0	7.2	7.9	4.4	3.4	4.1	7.5	4.0	2.2

(c) Technology,  $N = 500, \rho = 0.9, q_G^* = 4$ 

**Table 3** Relative regret (in %) vs.  $\lambda$  for the three categories in the SuperStore dataset (Sahoo 2023). Here, we take  $N = 500$  and  $\rho = 0.9$ . Values of  $\lambda$  to the left of the thick vertical line correspond to the unidentifiable regime, where we report  $\mathcal{R}^{ui}(q^\pi)$  (Equation (14)); values of  $\lambda$  to the right of the thick vertical line correspond to the identifiable regime, where we report  $\mathcal{R}^{id}(q^\pi)$  (Equation (15)).

deviations of 1.6 and 1.5 per day, respectively, the office supplies category had 5.2 orders per day on average, with a standard deviation of 3.9. Note that the coefficient of variation  $\sigma/\mu$  across all categories is less than one, suggesting that we are in a low-variability setting. We let  $M = 25$  (the maximum demand observed on any given day).

As in our synthetic experiments, we artificially censor the dataset by considering two historical ordering quantities. The first sets  $q_1^{\text{off}} = \lambda \in \{1, \dots, 15\}$ , and the second samples  $q_2^{\text{off}} \sim \text{Uniform}\{\frac{\lambda}{4}, \frac{3\lambda}{4}\}$ . We sample  $N = 500$  datapoints for each historical ordering quantity from the distribution described above. Finally, in all experiments we let  $h = 1$  and vary  $b \in \{3, 9, 49\}$ , as before.

**6.3.2. Results.** We present our results in Table 3, for  $\rho = 0.9$ , deferring results for other values of  $\rho$  to Appendix C.3. As before, the vertical lines delineate the unidentifiable (smaller

values of  $\lambda$ ) and identifiable (larger values of  $\lambda$ ) regimes. These results are consistent with our findings in synthetic experiments. Namely, RCN achieves robust performance across all values of  $\lambda$ , dramatically outperforming all baselines when the underlying problem is easily unidentifiable (less than 5% relative regret up until  $\lambda = 3$  for furniture and technology, and  $\lambda = 7$  for office supplies). In the difficult and unidentifiable regime, its performance degrades as  $\Delta$  becomes very small relative to the finite-sample estimation error. Specifically, it incurs a relative regret of approximately 12%, 36% and 20% in the worst case for furniture, office supplies, and technology, respectively. When the problem is identifiable, however, it achieves less than 1% relative regret across almost all values of  $\lambda$ . Its worst performance in this regime is when  $\lambda = 6$ , and it incurs a relative regret of 8% in the furniture category as it makes identifiability errors more frequently. Finally, as before, we observe similar performance between RCN and Censored SAA/ Kaplan-Meier in the identifiable regime, underscoring that ignoring data from the other historical ordering quantities has a limited impact on our algorithm’s empirical performance.

#### 6.4. Improving the Sample Efficiency of RCN

We conclude our experiments by proposing a practical modification of RCN. Note that, despite its strong theoretical guarantees, our algorithm discards potentially valuable data by exclusively using sales data where the historical ordering quantity is equal to  $\lambda$ . This issue is particularly salient in the identifiable regime. To see this, consider an instance where there are only two historical ordering quantities, with  $q_1^{\text{off}} = \lambda$  and  $q_2^{\text{off}} = (1 - \epsilon)\lambda$ , for some small enough  $\epsilon > 0$ . Suppose moreover that  $N_2 = 100N$  (i.e., there are 100 times as many samples associated with  $q_2^{\text{off}}$  than with  $\lambda$ ). In this case, one would imagine that these latter samples yield almost as much informational value as those associated with  $\lambda$  to estimate  $q_G^*$ . We address this sample inefficiency by proposing RCN<sup>+</sup>, an extension of RCN that leverages *all* sales data for performance improvements in the identifiable regime.

**6.4.1. Algorithm description.** Before presenting the modified algorithm, we provide some intuition behind our approach. Suppose there exists historical ordering quantity  $q_k^{\text{off}} < \lambda$  such that  $G^-(q_k^{\text{off}}) \geq \rho$ . Then,  $G^-(\lambda) \geq \rho$ , which implies that the underlying problem is identifiable, with minimax optimal ordering quantity  $q^\Delta = q_G^*$ , by Theorem 1. Moreover, one can use the same arguments as those used in the proof of Theorem 2 to establish that, in this regime, computing the SAA of the optimal quantile using the sales data associated with  $q_k^{\text{off}}$  similarly yields an unbiased estimate of  $q_G^*$ . Our modified algorithm leverages this insight to improve the sample efficiency of RCN.

Specifically, the first stage of our algorithm can be viewed through the lens of multiple hypothesis testing. For each  $k \in [K]$ , we test whether  $G^-(q_k^{\text{off}}) \geq \rho$ . If any  $k$  passes this test, the problem is

**ALGORITHM 2: Robust Censored Newsvendor<sup>+</sup> (RCN<sup>+</sup>)**

**Input:** Dataset  $s^{\text{off}}$ , with  $\lambda = q_1^{\text{off}} > q_2^{\text{off}} > \dots > q_K^{\text{off}}$ , confidence terms  $\zeta_k = \sqrt{\frac{\log(2K/\delta)}{2N_k}}$  for  $k \in [K]$ ,  $\delta > 0$

**Output:** Ordering quantity  $q^{\text{alg}}$

// Conduct multiple hypothesis test of identifiability

For all  $k \in [K]$ , compute censored SAA of  $G^-(q_k^{\text{off}})$ :

$$\widehat{G}^-(q_k^{\text{off}}) = \frac{1}{N_k} \sum_{i \in [N_k]} \mathbb{1}\{s_{ki}^{\text{off}} < q_k^{\text{off}}\}. \quad (16)$$

Construct “likely identifiable” set  $\mathcal{U}$ , defined as:

$$\mathcal{U} = \left\{ k \in [K] \mid \widehat{G}^-(q_k^{\text{off}}) \geq \rho + \zeta_k \right\} \quad (17)$$

**if**  $\mathcal{U} \neq \emptyset$  **then** // Likely identifiable

    Compute censored SAA of  $q_G^*$  using all samples associated with  $\mathcal{U}$ :

$$q^{\text{alg}} = \inf \left\{ x \mid \frac{1}{\sum_{k \in \mathcal{U}} \sum_{i \in [N_k]} \mathbb{1}\{s_{ki}^{\text{off}} \leq x\}} \geq \rho \right\}, \quad (18)$$

**else if**  $\widehat{G}^-(\lambda) < \rho - \zeta_1$  **then** // Likely unidentifiable

    Compute empirical estimate of  $q_G^\dagger$ :

$$q^{\text{alg}} = \frac{bM + h\lambda - (b+h)\widehat{G}^-(\lambda)M}{(b+h)(1 - \widehat{G}^-(\lambda))}. \quad (19)$$

**else** // Knife-edge case

$q^{\text{alg}} = \lambda$ .

**return**  $q^{\text{alg}}$

classified as *likely identifiable*, and we compute the censored SAA of  $q_G^*$  using *all* of the data that has satisfied this test. If there doesn’t exist a value of  $k$  for which we estimate that  $G^-(q_k^{\text{off}}) \geq \rho$ , then we may be in the unidentifiable regime, and we proceed as in RCN.

We provide a formal description of this practical extension in Algorithm 2. Note that, while  $G^-(\cdot)$  is monotonically increasing in  $q_k^{\text{off}}$ , this is not the case for  $\widehat{G}^-(q_k^{\text{off}})$  defined in Equation (16), for two reasons: (i) the inherent randomness in  $s_k^{\text{off}}$ , and (ii) heterogeneity in  $N_k$ . As a result, it may be the case that, in the identifiable regime,  $\widehat{G}^-(\lambda)$  fails the identifiability test, but  $\widehat{G}^-(q_k^{\text{off}})$  passes, for some  $q_k^{\text{off}} < \lambda$ . This demonstrates that RCN<sup>+</sup> is indeed able to leverage potentially valuable information from historical ordering quantities away from the boundary, as in the extreme example presented at the beginning of this section.

**6.4.2. Results.** We test the empirical performance of RCN<sup>+</sup> using the global superstore dataset, as in Section 6.3 (Sahoo 2023). We fix  $\lambda = 15$ ,  $h = 1$ , and  $b = 9$  (i.e.,  $\rho = 0.9$ ). As before, we consider two historical ordering quantities, with  $q_1^{\text{off}} = \lambda$  and  $q_2^{\text{off}} \in \{1, \dots, 15\}$ . For each his-

$q_2^{\text{off}}$	0	1	2	3	4	5	6	7	8	9	10	11	12	13	14	15
True SAA	0.3	0.3	0.5	0.5	0.6	0.3	0.3	0.4	0.4	0.4	0.4	0.4	0.4	0.3	0.5	0.6
RCN	0.7	0.5	0.9	0.6	0.8	0.6	0.7	0.7	0.7	0.9	0.7	0.9	0.8	0.6	0.7	0.8
RCN <sup>+</sup>	0.7	0.5	0.9	0.6	0.8	0.6	0.8	0.5	0.4	0.4	0.4	0.4	0.4	0.3	0.5	0.6
Censored SAA	0.7	0.5	1.1	0.8	0.9	0.3	0.3	0.5	0.5	0.5	0.5	0.4	0.5	0.4	0.5	0.6
Kaplan-Meier	0.7	0.6	0.4	0.4	0.4	1.1	0.3	0.4	0.4	0.4	0.4	0.4	0.4	0.3	0.5	0.6
Naive SAA	12.8	13.1	15.4	15.6	3.3	0.3	0.3	0.4	0.4	0.4	0.4	0.4	0.4	0.3	0.5	0.6
Subsample SAA	0.7	0.5	3.2	4.0	6.0	3.3	3.0	1.6	0.9	0.7	0.4	0.4	0.4	0.3	0.5	0.6

(a) Furniture,  $N = 500, \lambda = 15, \rho = 0.9, q_G^* = 5$ 

$q_2^{\text{off}}$	0	1	2	3	4	5	6	7	8	9	10	11	12	13	14	15
True SAA	0.2	0.2	0.2	0.2	0.2	0.2	0.2	0.2	0.2	0.2	0.3	0.2	0.1	0.2	0.2	0.2
RCN	0.3	0.2	0.4	0.4	0.5	0.5	0.3	0.5	0.4	0.3	0.5	0.5	0.2	0.4	0.5	0.6
RCN <sup>+</sup>	0.3	0.2	0.4	0.4	0.5	0.5	0.3	0.5	0.4	0.3	0.5	0.5	0.2	0.4	0.5	0.4
Censored SAA	0.3	0.2	0.5	0.6	0.9	0.7	0.8	0.6	0.4	0.3	0.3	0.2	0.1	0.2	0.2	0.2
Kaplan-Meier	0.3	0.4	0.5	0.5	0.3	0.5	0.3	0.4	0.4	0.3	0.2	1.0	0.1	0.2	0.2	0.2
Naive SAA	14.2	13.8	15.2	14.6	14.4	13.4	14.2	14.5	13.3	5.5	1.2	0.2	0.1	0.2	0.2	0.2
Subsample SAA	1.8	1.7	3.5	6.0	8.5	10.0	12.3	13.5	13.9	13.5	10.8	6.9	4.9	2.8	1.8	1.5

(b) Office Supplies,  $N = 500, \lambda = 15, \rho = 0.9, q_G^* = 11$ 

$q_2^{\text{off}}$	0	1	2	3	4	5	6	7	8	9	10	11	12	13	14	15
True SAA	0.4	0.4	0.4	0.3	0.4	0.4	0.4	0.5	0.4	0.4	0.3	0.5	0.6	0.4	0.4	0.4
RCN	0.6	0.5	0.6	0.5	0.5	0.4	0.4	0.7	0.4	0.4	0.3	0.5	0.8	0.5	0.5	0.6
RCN <sup>+</sup>	0.6	0.5	0.6	0.5	0.5	0.4	0.4	0.5	0.4	0.4	0.3	0.5	0.6	0.4	0.4	0.4
Censored SAA	0.5	0.5	0.6	0.5	0.6	0.4	0.4	0.5	0.4	0.3	0.2	0.5	0.6	0.3	0.4	0.4
Kaplan-Meier	0.5	1.6	1.7	1.7	1.8	0.5	0.5	0.6	0.5	0.4	0.3	0.6	0.6	0.4	0.5	0.5
Naive SAA	20.6	19.7	20.6	19.5	0.0	0.4	0.4	0.5	0.4	0.4	0.3	0.5	0.6	0.4	0.4	0.4
Subsample SAA	0.6	0.5	1.4	8.7	17.2	0.0	0.0	0.3	0.3	0.3	0.2	0.5	0.6	0.4	0.4	0.4

(c) Technology,  $N = 500, \lambda = 15, \rho = 0.9, q_G^* = 4$ 

**Table 4** Relative regret (in %) vs.  $q_2^{\text{off}}$  for the three categories in the SuperStore dataset (Sahoo 2023). Here, we take  $N = 500$ ,  $\lambda = 15$ , and  $\rho = 0.9$ . We report  $\mathcal{R}^{id}(q^\pi)$  for all  $q_2^{\text{off}}$  since the problem is identifiable (Equation (15)) across all instances.

torical ordering quantity, we sample  $N = 500$  datapoints, from the same distribution described in Section 6.3.

For all three categories,  $q_G^* < \lambda$ , which implies that the problem is identifiable. Therefore, we report the “identifiable” relative regret  $\mathcal{R}^{id}(q^\pi)$  for all tested values of  $q_2^{\text{off}}$ . Our results can be found in Table 4.

Given the above discussion, we only expect the samples associated with  $q_2^{\text{off}}$  to be useful to RCN<sup>+</sup> whenever  $q_2^{\text{off}} \geq q_G^*$ . Our results confirm this intuition, as RCN and RCN<sup>+</sup> exhibit identical performance for all  $q_2^{\text{off}} < q_G^*$ , across all product categories. As a result, in the majority of replications, only the data associated with  $q_1^{\text{off}} = \lambda$  passes the first hypothesis testing stage, and RCN and RCN<sup>+</sup>



output the same quantity. For  $q_2^{\text{off}} \geq q_G^*$ , however, we observe a slight performance improvement in  $\text{RCN}^+$  as compared to  $\text{RCN}$ , since this algorithm now uses twice as much data to estimate  $q_G^*$ . Note that this improvement is only 0.5 percentage points in the best case (Table 4a,  $q_2^{\text{off}} = 9$ ), since we had previously observed the strong practical performance of  $\text{RCN}$  in the identifiable regime, despite only using half as many samples. Still, this improvement bridges the gap between  $\text{RCN}$  and the other two state-of-the-art algorithms, Censored SAA and Kaplan-Meier, in the identifiable regime.

## 7. Conclusion

In this work we considered the offline data-driven censored newsvendor problem. Specifically, we leveraged the distributionally robust optimization framework to isolate the impact of demand censoring on newsvendor decision-making. Through this framework we established crisp characterizations of the information loss due to censoring, and used these to design a robust algorithm with near-optimal performance guarantees across all possible demand censoring levels. Our algorithm is practical and intuitive, and demonstrates strong numerical performance on both synthetic and real-world datasets.

Several future directions emerge from our work. Most immediately, we conjecture that all of our analytical and algorithmic techniques go through under common assumptions on the demand distribution, as noted in Remark 1. It would moreover be interesting to see if our framework and insights port over to the *feature-based* setting, in which the decision-maker also has access to uncensored contextual information that may help mitigate the effect of demand censoring. Lastly, censoring is similarly prevalent in inventory models with non-perishable goods and carry-over. Extending our modeling framework and techniques to such settings would be an important practical direction.

**Acknowledgments.** The authors would like to thank Vishal Gupta, Qi Luo, Will Ma, Omar Mouchtaki, and Linwei Xin for their helpful comments on a preliminary version of this manuscript.

## References

- Agrawal N, Smith SA (1996) Estimating negative binomial demand for retail inventory management with unobservable lost sales. *Naval Research Logistics (NRL)* 43(6):839–861.
- Agrawal S, Jia R (2022) Learning in structured mdps with convex cost functions: Improved regret bounds for inventory management. *Operations Research* 70(3):1646–1664.
- Azoury KS (1985) Bayes solution to dynamic inventory models under unknown demand distribution. *Management Science* 31(9):1150–1160.
- Ban GY (2020) Confidence intervals for data-driven inventory policies with demand censoring. *Operations Research* 68(2):309–326.
- Ban GY, Rudin C (2019) The big data newsvendor: Practical insights from machine learning. *Operations Research* 67(1):90–108.
- Bensoussan A, Sethi SP (2009) A note on “the censored newsvendor and the optimal acquisition of information”. *Operations Research* 57(3):791–794.
- Besbes O, Chaneon JM, Moallemi CC (2022a) The exploration-exploitation trade-off in the newsvendor problem. *Stochastic Systems* 12(4):319–339.
- Besbes O, Ma W, Mouchtaki O (2022b) Beyond iid: data-driven decision-making in heterogeneous environments. *Advances in Neural Information Processing Systems* 35:23979–23991.
- Besbes O, Mouchtaki O (2023) How big should your data really be? data-driven newsvendor: Learning one sample at a time. *Management Science* 69(10):5848–5865.
- Besbes O, Muharremoglu A (2013) On implications of demand censoring in the newsvendor problem. *Management Science* 59(6):1407–1424.
- Bisi A, Dada M, Tokdar S (2011) A censored-data multiperiod inventory problem with newsvendor demand distributions. *Manufacturing & Service Operations Management* 13(4):525–533.
- Boucheron S, Lugosi G, Massart P (2013) *Concentration Inequalities: A Nonasymptotic Theory of Independence* (Oxford University Press), ISBN 9780199535255, URL <http://dx.doi.org/10.1093/acprof:oso/9780199535255.001.0001>.
- Bu J, Simchi-Levi D, Wang L (2023) Offline pricing and demand learning with censored data. *Management Science* 69(2):885–903.
- Casella G, Berger R (2024) *Statistical inference* (CRC Press).
- Chen B, Jiang J, Zhang J, Zhou Z (2024) Learning to order for inventory systems with lost sales and uncertain supplies. *Management Science* .
- Chen Z, Ma W (2024) Survey of data-driven newsvendor: Unified analysis and spectrum of achievable regrets. *arXiv preprint arXiv:2409.03505* .

- Cheung WC, Simchi-Levi D (2019) Sampling-based approximation schemes for capacitated stochastic inventory control models. *Mathematics of Operations Research* 44(2):668–692.
- Davidson-Pilon C (2024) lifelines, survival analysis in python. URL <http://dx.doi.org/10.5281/zenodo.14007206>.
- Ding J, Huh WT, Rong Y (2024) Feature-based inventory control with censored demand. *Manufacturing & Service Operations Management* 26(3):1157–1172.
- Ding X, Puterman ML, Bisi A (2002) The censored newsvendor and the optimal acquisition of information. *Operations Research* 50(3):517–527.
- Duchi J (2024) Lecture notes on statistics and information theory. URL <https://web.stanford.edu/class/stats311/lecture-notes.pdf>.
- Fan X, Chen B, Lennon Olsen T, Pinedo M, Qin H, Zhou Z (2024) Don't follow RL blindly: Lower sample complexity of learning optimal inventory control policies with fixed ordering costs. *Available at SSRN 4828001* .
- Fan X, Chen B, Zhou Z (2022) Sample complexity of policy learning for inventory control with censored demand. *Available at SSRN 4178567* .
- Farias VF, Jagabathula S, Shah D (2013) A nonparametric approach to modeling choice with limited data. *Management Science* 59(2):305–322.
- Fu M, Li X, Zhang L (2024) Distributionally robust newsvendor under stochastic dominance with a feature-based application. *Manufacturing & Service Operations Management* 26(5):1962–1977.
- Gallego G, Moon I (1993) The distribution free newsboy problem: review and extensions. *Journal of the Operational Research Society* 44(8):825–834.
- Godfrey GA, Powell WB (2001) An adaptive, distribution-free algorithm for the newsvendor problem with censored demands, with applications to inventory and distribution. *Management Science* 47(8):1101–1112.
- Harrell FE, Davis C (1982) A new distribution-free quantile estimator. *Biometrika* 69(3):635–640.
- Huh WT, Levi R, Rusmevichientong P, Orlin JB (2011) Adaptive data-driven inventory control with censored demand based on kaplan-meier estimator. *Operations Research* 59(4):929–941.
- Huh WT, Rusmevichientong P (2009) A nonparametric asymptotic analysis of inventory planning with censored demand. *Mathematics of Operations Research* 34(1):103–123.
- Jain A, Rudi N, Wang T (2015) Demand estimation and ordering under censoring: Stock-out timing is (almost) all you need. *Operations Research* 63(1):134–150.
- Kalgh W, Lachenbruch PA (1982) A generalized quantile estimator. *Communications in Statistics-Theory and Methods* 11(19):2217–2238.

- Kaplan EL, Meier P (1958) Nonparametric estimation from incomplete observations. *Journal of the American Statistical Association* 53(282):457–481.
- Kleywegt AJ, Shapiro A, Homem-de Mello T (2002) The sample average approximation method for stochastic discrete optimization. *SIAM Journal on Optimization* 12(2):479–502.
- Lariviere MA, Porteus EL (1999) Stalking information: Bayesian inventory management with unobserved lost sales. *Management Science* 45(3):346–363.
- Lattimore T, Szepesvári C (2020) *Bandit algorithms* (Cambridge University Press).
- Lee S, Kim H, Moon I (2021) A data-driven distributionally robust newsvendor model with a wasserstein ambiguity set. *Journal of the Operational Research Society* 72(8):1879–1897.
- Levi R, Perakis G, Uichanco J (2015) The data-driven newsvendor problem: New bounds and insights. *Operations Research* 63(6):1294–1306.
- Levi R, Roundy RO, Shmoys DB (2007) Provably near-optimal sampling-based policies for stochastic inventory control models. *Mathematics of Operations Research* 32(4):821–839.
- Lin M, Huh WT, Krishnan H, Uichanco J (2022) Data-driven newsvendor problem: Performance of the sample average approximation. *Operations Research* 70(4):1996–2012.
- Liyanage LH, Shanthikumar JG (2005) A practical inventory control policy using operational statistics. *Operations Research Letters* 33(4):341–348.
- Lu X, Song JS, Zhu K (2008) Analysis of perishable-inventory systems with censored demand data. *Operations Research* 56(4):1034–1038.
- Lugosi G, Markakis MG, Neu G (2024) On the hardness of learning from censored and nonstationary demand. *INFORMS Journal on Optimization* 6(2):63–83.
- Massart P (1990) The tight constant in the dvoretzky-kiefer-wolfowitz inequality. *The Annals of Probability* 1269–1283.
- Mersereau AJ (2015) Demand estimation from censored observations with inventory record inaccuracy. *Manufacturing & Service Operations Management* 17(3):335–349.
- Nahmias S (1994) Demand estimation in lost sales inventory systems. *Naval Research Logistics (NRL)* 41(6):739–757.
- Natarajan K, Sim M, Uichanco J (2018) Asymmetry and ambiguity in newsvendor models. *Management Science* 64(7):3146–3167.
- Perakis G, Roels G (2008) Regret in the newsvendor model with partial information. *Operations Research* 56(1):188–203.
- Portnoy S (2003) Censored regression quantiles. *Journal of the American Statistical Association* 98(464):1001–1012.

- Powell JL (1986) Censored regression quantiles. *Journal of econometrics* 32(1):143–155.
- Saghafian S, Tomlin B (2016) The newsvendor under demand ambiguity: Combining data with moment and tail information. *Operations Research* 64(1):167–185.
- Sahoo R (2023) Superstore sales dataset for sales forecasting. URL <https://www.kaggle.com/datasets/rohitsahoo/sales-forecasting>, accessed: 2024-11-10.
- Sason I (2015) On reverse pinsker inequalities. *arXiv preprint arXiv:1503.07118* .
- Scarf H (1959) Bayes solutions of the statistical inventory problem. *The Annals of Mathematical Statistics* 30(2):490–508.
- Scarf HE (1958) A min-max solution of an inventory problem. *Studies in the mathematical theory of inventory and production* .
- Shi C, Chen W, Duenyas I (2016) Nonparametric data-driven algorithms for multiproduct inventory systems with censored demand. *Operations Research* 64(2):362–370.
- Tierney L (1983) A space-efficient recursive procedure for estimating a quantile of an unknown distribution. *SIAM Journal on Scientific and Statistical Computing* 4(4):706–711.
- Vulcano G, Van Ryzin G, Ratliff R (2012) Estimating primary demand for substitutable products from sales transaction data. *Operations Research* 60(2):313–334.
- Xie Y, Ma W, Xin L (2024) Vc theory for inventory policies. *arXiv preprint arXiv:2404.11509* .
- Xu L, Zheng Y, Jiang L (2022) A robust data-driven approach for the newsvendor problem with nonparametric information. *Manufacturing & Service Operations Management* 24(1):504–523.
- Yang SS (1985) A smooth nonparametric estimator of a quantile function. *Journal of the American Statistical Association* 80(392):1004–1011.
- Yuan H, Luo Q, Shi C (2021) Marrying stochastic gradient descent with bandits: Learning algorithms for inventory systems with fixed costs. *Management Science* 67(10):6089–6115.
- Zhang L, Yang J, Gao R (2024) Optimal robust policy for feature-based newsvendor. *Management Science* 70(4):2315–2329.
- Zieliński R (1999) Best equivariant nonparametric estimator of a quantile. *Statistics & Probability Letters* 45(1):79–84.
- Zipkin P (2000) *Foundations of inventory management* (Maidenhead, England: Irwin Professional Publishing).

## Appendix A: Useful Facts

### A.1. Closed-form expression for difference in newsvendor costs

We repeatedly rely on the following closed-form expression for the difference between the newsvendor cost under two arbitrary ordering quantities  $q_1$  and  $q_2$ .

PROPOSITION 4. *For any distribution  $F \in \mathcal{G}$ ,  $q_1, q_2 \in [0, M]$ :*

$$C_F(q_1) - C_F(q_2) = b(q_2 - q_1) + (b + h)\mathbb{E}_F[(q_1 - D)\mathbf{1}\{D \leq q_1\} - (q_2 - D)\mathbf{1}\{D \leq q_2\}]. \quad (20)$$

*Proof.* By definition, for any  $q$ :

$$\begin{aligned} C_F(q) &= b\mathbb{E}_F[(D - q)^+] + h\mathbb{E}_F[(q - D)^+] \\ &= b\mathbb{E}_F[(D - q)\mathbf{1}\{D > q\}] + h\mathbb{E}_F[(q - D)\mathbf{1}\{D \leq q\}] \\ &= b\mathbb{E}_F[(D - q)(1 - \mathbf{1}\{D \leq q\})] + h\mathbb{E}_F[(q - D)\mathbf{1}\{D \leq q\}] \\ &= b\mathbb{E}_F[D - q] - b\mathbb{E}_F[(D - q)\mathbf{1}\{D \leq q\}] + h\mathbb{E}_F[(q - D)\mathbf{1}\{D \leq q\}] \\ &= b\mathbb{E}_F[D - q] + (b + h)\mathbb{E}_F[(q - D)\mathbf{1}\{D \leq q\}]. \end{aligned} \quad (21)$$

Applying (21) to  $q_1$  and  $q_2$ , we obtain:

$$\begin{aligned} C_F(q_1) - C_F(q_2) &= b\mathbb{E}_F[D - q_1] - b\mathbb{E}_F[D - q_2] + (b + h)\mathbb{E}_F[(q_1 - D)\mathbf{1}\{D \leq q_1\}] \\ &\quad - (b + h)\mathbb{E}_F[(q_2 - D)\mathbf{1}\{D \leq q_2\}] \\ &= b(q_2 - q_1) + (b + h)\mathbb{E}_F[(q_1 - D)\mathbf{1}\{D \leq q_1\} - (q_2 - D)\mathbf{1}\{D \leq q_2\}]. \end{aligned}$$

□

### A.2. On the relationship between $\lambda$ and $M$

We implicitly rely on the following fact in all of our results.

PROPOSITION 5. *Suppose  $G^-(\lambda) < \rho$ . Then,  $\lambda \leq q_G^* \leq M$ .*

*Proof.* We argue that  $G^-(\lambda) < \rho$  implies  $\lambda \leq q_G^*$  via the converse. Namely, suppose  $\lambda > q_G^*$ . Recall, by definition of  $q_G^*$ ,  $G(q_G^*) \geq \rho$ , which implies there exists  $q < \lambda$  such that  $G(q) \geq \rho$ , i.e.,  $G^-(\lambda) \geq \rho$ . Note that  $q_G^* \leq M$  by assumption, and we obtain the claim. □

## Appendix B: Omitted Proofs

### B.1. Section 3 Omitted Proofs

#### B.1.1. Proof of Proposition 1

*Proof.* Suppose first that  $\Delta > 0$ . For any policy  $\pi$ ,  $\sup_{F \in \mathcal{F}(\lambda; G)} \{C_F(q^\pi) - C_F(q_F^*)\} \geq \Delta > 0$ , by definition of  $\Delta$ . Therefore, for all  $\epsilon \in (0, \Delta)$ ,  $\sup_{F \in \mathcal{F}(\lambda; G)} \{C_F(q^\pi) - C_F(q_F^*)\} > \epsilon$ , which implies that the problem is unidentifiable.

The proof of the converse is a corollary of our main algorithmic result, in which we design a policy  $\pi$  such that  $\sup_{F \in \mathcal{F}(\lambda; G)} \{C_F(q^\pi) - C_F(q_F^*)\} = \tilde{O}(1/\sqrt{N})$  with probability at least  $1 - O(1/\sqrt{N})$  when  $\Delta = 0$  (see Theorem 2). Taking  $N \rightarrow \infty$  then implies that the problem is identifiable.  $\square$

#### B.1.2. Proof of Lemma 1

*Proof.* By definition,  $q_G^* = \inf\{q : G(q) \geq \rho\}$ . If  $G^-(\lambda) \geq \rho$ , there must exist  $q < \lambda$  such that  $G(q) \geq \rho$ , which implies  $q_G^* < \lambda$ .

Consider now  $q_F^*$ . Again, by definition,

$$\begin{aligned} q_F^* &= \inf\{q : F(q) \geq \rho\} \\ &= \inf\{q : G(q)\mathbb{1}\{q < \lambda\} + (\mathbb{P}_G(D < \lambda) + \mathbb{P}_F(\lambda \leq D < q))\mathbb{1}\{q \geq \lambda\} \geq \rho\}, \end{aligned}$$

where the second equality uses the fact that  $F \in \mathcal{F}(\lambda; G)$ , hence  $F(x) = G(x) \forall x < \lambda$ . Again, using the fact that  $G^-(\lambda) \geq \rho$ , there must be  $q < \lambda$  such that  $G(q) \geq \rho$ . Hence, the above infimum is necessarily achieved at  $q_G^*$ .  $\square$

#### B.1.3. Proof of Lemma 2

*Proof.* By Proposition 4, we have:

$$\begin{aligned} & \sup_{F \in \mathcal{F}(\lambda; G)} C_F(q) - C_F(q_F^*) \\ &= \sup_{\tilde{q} \in [\lambda, M]} \sup_{\substack{F \in \mathcal{F}(\lambda; G): \\ q_F^* = \tilde{q}}} b(\tilde{q} - q) + (b + h)\mathbb{E}_F[(q - D)\mathbb{1}\{D \leq q\} - (\tilde{q} - D)\mathbb{1}\{D \leq \tilde{q}\}] \\ &= \sup_{\tilde{q} \in [\lambda, M]} b(\tilde{q} - q) + (b + h) \left( \sup_{\substack{F \in \mathcal{F}(\lambda; G): \\ q_F^* = \tilde{q}}} \mathbb{E}_F[(q - D)\mathbb{1}\{D \leq q\} - (\tilde{q} - D)\mathbb{1}\{D \leq \tilde{q}\}] \right). \quad (22) \end{aligned}$$

Here, the supremum is over all distributions  $F \in \mathcal{F}(\lambda; G)$  such that  $\tilde{q} = q_F^* \geq \lambda$ , since  $q_F^* < \lambda \implies F^-(\lambda) \geq \rho$ . However, since  $F \in \mathcal{F}(\lambda; G)$ ,  $F^-(\lambda) = G^-(\lambda) < \rho$ , a contradiction.

We analyze (22) depending on the following three cases: (i)  $q > \tilde{q}$ , (ii)  $q < \tilde{q}$ , and (iii)  $q = \tilde{q}$ .

- (i)  $q > \tilde{q}$ : In this case, the worst-case distribution  $F$  that has  $\tilde{q}$  as its newsvendor solution maximizes:

$$\mathbb{E}_F[(q - D)\mathbf{1}\{D \leq q\} - (\tilde{q} - D)\mathbf{1}\{D \leq \tilde{q}\}] = \mathbb{E}_F[(q - \tilde{q})\mathbf{1}\{D \leq \tilde{q}\} + (q - D)\mathbf{1}\{\tilde{q} < D \leq q\}]. \quad (23)$$

Observe that  $q - D < q - \tilde{q}$  for all  $D \in (\tilde{q}, q]$ . Hence, for any distribution  $F$  such that  $\mathbb{P}_F(D \in (\tilde{q}, q]) > 0$ , there exists a strictly worse distribution that sets  $\mathbb{P}_F(D \in (\tilde{q}, q]) = 0$ , moving all of the remaining mass to  $\tilde{q}$ . (Note that such a distribution will still have  $q_F^* = \tilde{q}$ .) For any such  $F$ , then, (23) =  $(q - \tilde{q})\mathbb{P}_F(D \leq \tilde{q})$ . Using this in (22):

$$\begin{aligned} & \sup_{\tilde{q} \in [\lambda, q]} b(\tilde{q} - q) + (b + h) \left( \sup_{\substack{F \in \mathcal{F}(\lambda; G): \\ q_F^* = \tilde{q}}} \mathbb{E}_F[(q - D)\mathbf{1}\{D \leq q\} - (\tilde{q} - D)\mathbf{1}\{D \leq \tilde{q}\}] \right) \\ &= \sup_{\tilde{q} \in [\lambda, q]} b(\tilde{q} - q) + (b + h)(q - \tilde{q}) \left( \sup_{\substack{F \in \mathcal{F}(\lambda; G): \\ q_F^* = \tilde{q}}} \mathbb{P}_F(D \leq \tilde{q}) \right) \\ &= \sup_{\tilde{q} \in [\lambda, q]} b(\tilde{q} - q) + (b + h)(q - \tilde{q}), \end{aligned} \quad (24)$$

achieved by letting  $F$  be such that  $\mathbb{P}_F(D \leq \tilde{q}) = 1$ , since  $q > \tilde{q}$  by assumption. Further simplifying, we obtain:

$$(24) = \sup_{\tilde{q} \in [\lambda, q]} h(q - \tilde{q}) = h(q - \lambda). \quad (25)$$

- (ii)  $q < \tilde{q}$ : Suppose first that  $q < \lambda$ . In this case, for a fixed  $\tilde{q}$ :

$$\begin{aligned} & \sup_{\substack{F \in \mathcal{F}(\lambda; G): \\ q_F^* = \tilde{q}}} \mathbb{E}_F[(q - D)\mathbf{1}\{D \leq q\} - (\tilde{q} - D)\mathbf{1}\{D \leq \tilde{q}\}] \\ &= \sup_{\substack{F \in \mathcal{F}(\lambda; G): \\ q_F^* = \tilde{q}}} \mathbb{E}_G[(q - D)\mathbf{1}\{D \leq q\}] - \mathbb{E}_G[(\tilde{q} - D)\mathbf{1}\{D < \lambda\}] - \mathbb{E}_F[(\tilde{q} - D)\mathbf{1}\{\lambda \leq D < \tilde{q}\}]. \end{aligned}$$

Since  $\tilde{q} - D > 0$  for all  $D \in [\lambda, \tilde{q})$ , a similar argument as above establishes that any worst-case distribution  $F \in \mathcal{F}(\lambda; G)$  necessarily sets  $\mathbb{P}_F(D \in [\lambda, \tilde{q})) = 0$ . Using this fact above, we obtain:

$$\begin{aligned} & \sup_{\substack{F \in \mathcal{F}(\lambda; G): \\ q_F^* = \tilde{q}}} \mathbb{E}_F[(q - D)\mathbf{1}\{D \leq q\} - (\tilde{q} - D)\mathbf{1}\{D \leq \tilde{q}\}] \\ &= \mathbb{E}_G[(q - D)\mathbf{1}\{D \leq q\}] - \mathbb{E}_G[(\tilde{q} - D)\mathbf{1}\{D < \lambda\}]. \end{aligned}$$

Further using this in (22), we then have:

$$\sup_{\tilde{q} \in [\lambda, M]} b(\tilde{q} - q) + (b + h) \left( \sup_{\substack{F \in \mathcal{F}(\lambda; G): \\ q_F^* = \tilde{q}}} \mathbb{E}_F[(q - D)\mathbf{1}\{D \leq q\} - (\tilde{q} - D)\mathbf{1}\{D \leq \tilde{q}\}] \right)$$



$$\begin{aligned}
&= \sup_{\tilde{q} \in [\lambda, M]} b(\tilde{q} - q) + (b + h)(\mathbb{E}_G[(q - D)\mathbf{1}\{D \leq q\}] - \mathbb{E}_G[(\tilde{q} - D)\mathbf{1}\{D < \lambda\}]) \\
&= -bq + (b + h)(\mathbb{E}_G[(q - D)\mathbf{1}\{D \leq q\}] + \mathbb{E}_G[D\mathbf{1}\{D < \lambda\}]) \\
&\quad + \sup_{\tilde{q} \in [\lambda, M]} \left\{ \tilde{q}(b - (b + h)G^-(\lambda)) \right\}, \tag{26}
\end{aligned}$$

where the supremum is attained at  $\tilde{q} = M$ , since  $G^-(\lambda) < \rho \implies b - (b + h)G^-(\lambda) > 0$ . Therefore:

$$(26) = b(M - q) + (b + h)(\mathbb{E}_G[(q - D)\mathbf{1}\{D \leq q\}] - \mathbb{E}_G[(M - D)\mathbf{1}\{D < \lambda\}]). \tag{27}$$

Now, if  $q \geq \lambda$ , for a fixed  $\tilde{q}$  we have:

$$\begin{aligned}
&\mathbb{E}_F[(q - D)\mathbf{1}\{D \leq q\} - (\tilde{q} - D)\mathbf{1}\{D \leq \tilde{q}\}] \\
&= \mathbb{E}_F[(q - \tilde{q})\mathbf{1}\{D \leq q\} - (\tilde{q} - D)\mathbf{1}\{q < D \leq \tilde{q}\}] \\
&= \mathbb{E}_F[-(\tilde{q} - q)\mathbf{1}\{D \leq q\} - (\tilde{q} - D)\mathbf{1}\{q < D \leq \tilde{q}\}] \\
&= \mathbb{E}_F[-(\tilde{q} - q)\mathbf{1}\{D < \lambda\} - (\tilde{q} - q)\mathbf{1}\{\lambda \leq D \leq q\} - (\tilde{q} - D)\mathbf{1}\{q < D \leq \tilde{q}\}] \\
&= -(\tilde{q} - q)G^-(\lambda) - (\tilde{q} - q)\mathbb{P}_F(\lambda \leq D \leq q) - \mathbb{E}_F\left[(\tilde{q} - D)\mathbf{1}\{q < D \leq \tilde{q}\}\right].
\end{aligned}$$

Since  $0 < \tilde{q} - D < \tilde{q} - q$  for all  $D \in (q, \tilde{q})$ , the supremum of the above is achieved for  $F$  such that  $\mathbb{P}_F(\lambda \leq D < \tilde{q}) = 0$ . Then,

$$\begin{aligned}
&\sup_{\tilde{q} \in [q, M]} b(\tilde{q} - q) + (b + h) \left( \sup_{\substack{F \in \mathcal{F}(\lambda; G): \\ q_F^* = \tilde{q}}} \mathbb{E}_F[(q - D)\mathbf{1}\{D \leq q\} - (\tilde{q} - D)\mathbf{1}\{D \leq \tilde{q}\}] \right) \\
&= \sup_{\tilde{q} \in [q, M]} b(\tilde{q} - q) - (b + h)(\tilde{q} - q)G^-(\lambda) \\
&= \sup_{\tilde{q} \in [q, M]} (\tilde{q} - q)(b - (b + h)G^-(\lambda)) \\
&= (M - q)(b - (b + h)G^-(\lambda)), \tag{28}
\end{aligned}$$

again, since  $G^-(\lambda) < \rho$  by assumption.

(iii)  $q = \tilde{q}$ : In this case,  $C_F(q) - C_F(\tilde{q}) = 0$  for all  $F \in \mathcal{F}(\lambda; G)$ .

Putting these three cases together and applying them to (22), we have:

$$\begin{aligned}
&\sup_{F \in \mathcal{F}(\lambda; G)} C_F(q) - C_F(q_F^*) \\
&= \begin{cases} b(M - q) + (b + h)(\mathbb{E}_G[(q - D)\mathbf{1}\{D \leq q\}] - \mathbb{E}_G[(M - D)\mathbf{1}\{D < \lambda\}]) & \text{if } q < \lambda \\ \max\{h(q - \lambda), (b - (b + h)G^-(\lambda))(M - q)\} & \text{if } q \geq \lambda. \end{cases}
\end{aligned}$$

Noting that  $h(q - \lambda) > (b - (b + h)G^-(\lambda))(M - q) \iff q > q_G^\dagger$ , with equality at  $q_G^\dagger$ , we obtain the result.  $\square$

#### B.1.4. Proof of Theorem 1

*Proof.* We proceed separately for each regime.

*Case I:*  $G^-(\lambda) \geq \rho$ . By Lemma 1,  $q_F^* = q_G^* < \lambda$  for all  $F \in \mathcal{F}(\lambda; G)$ . Therefore, for all  $F \in \mathcal{F}(\lambda; G)$ ,  $q \in [0, M]$ :

$$C_F(q) - C_F(q_F^*) = C_F(q) - C_F(q_G^*).$$

Letting  $q = q_G^*$ , this implies that  $C_F(q_G^*) - C_F(q_F^*) = 0$  for all  $F \in \mathcal{F}(\lambda; G)$ . Using the fact that  $\sup_{F \in \mathcal{F}(\lambda; G)} C_F(q) - C_F(q_F^*) \geq 0$  for all  $q$  by definition of  $q_F^*$ , we then have  $\Delta := \inf_q \sup_{F \in \mathcal{F}(\lambda; G)} C_F(q) - C_F(q_F^*) = 0$ , precisely achieved at  $q^\Delta = q_G^*$ .

*Case II:*  $G^-(\lambda) < \rho$ . Recall,  $q_G^\dagger := \frac{bM + h\lambda - (b+h)G^-(\lambda)M}{(b+h)(1-G^-(\lambda))}$  by definition. We analyze  $\inf_{q \in [0, M]} \sup_{F \in \mathcal{F}(\lambda; G)} C_F(q) - C_F(q_F^*)$  by partitioning the proof into three cases: (i)  $q < \lambda$ , (ii)  $q \in [\lambda, q_G^\dagger]$ , and (iii)  $q > q_G^\dagger$ .

By Lemma 2, for  $q < \lambda$ :

$$\sup_{F \in \mathcal{F}(\lambda; G)} C_F(q) - C_F(q_F^*) = b(M - q) + (b + h) \left[ \mathbb{E}_G \left[ (q - D) \mathbf{1}\{D \leq q\} \right] - (M - D) \mathbf{1}\{D < \lambda\} \right].$$

Hence, we have:

$$\begin{aligned} & \inf_{q < \lambda} \sup_{F \in \mathcal{F}(\lambda; G)} C_F(q) - C_F(q_F^*) \\ &= \inf_{q < \lambda} bM - (b + h) \mathbb{E}_G[(M - D) \mathbf{1}\{D < \lambda\}] - bq + (b + h) \mathbb{E}_G[(q - D) \mathbf{1}\{D \leq q\}], \end{aligned} \quad (29)$$

where (29) uses the fact that  $F \in \mathcal{F}(\lambda; G)$  for the first expectation. Now, the newsvendor cost can equivalently be written as

$$C_G(q) = b(\mathbb{E}_G[D] - q) + (b + h) \mathbb{E}_G[(q - D) \mathbf{1}\{D \leq q\}]. \quad (30)$$

Plugging this formulation into (29), we obtain:

$$\inf_{q < \lambda} \sup_{F \in \mathcal{F}(\lambda; G)} C_F(q) - C_F(q_F^*) = bM - (b + h) \mathbb{E}_G[(M - D) \mathbf{1}\{D < \lambda\}] - b\mathbb{E}_G[D] + \inf_{q < \lambda} C_G(q). \quad (31)$$

Recall,  $G^-(\lambda) < \rho$  implies  $q_G^* \geq \lambda$ . Hence, by convexity of  $C_G(q)$ ,  $C_G(\lambda) \leq C_G(q)$  for all  $q < \lambda$ .

Then:

$$\begin{aligned} & \inf_{q < \lambda} \sup_{F \in \mathcal{F}(\lambda; G)} C_F(q) - C_F(q_F^*) \\ &= bM - (b + h) \mathbb{E}_G[(M - D) \mathbf{1}\{D < \lambda\}] - b\mathbb{E}_G[D] + C_G(\lambda) \\ &= bM - (b + h) \mathbb{E}_G[(M - D) \mathbf{1}\{D < \lambda\}] - b\lambda + (b + h) \mathbb{E}_G[(\lambda - D) \mathbf{1}\{D \leq \lambda\}], \end{aligned}$$

where the second equality follows from (30). Simplifying, we finally obtain:

$$\begin{aligned} \inf_{q < \lambda} \sup_{F \in \mathcal{F}(\lambda; G)} C_F(q) - C_F(q_F^*) &= b(M - \lambda) - (b + h)\mathbb{E}_G[(M - \lambda)\mathbf{1}\{D < \lambda\}] \\ &= (M - \lambda)(b - (b + h)G^-(\lambda)). \end{aligned} \quad (32)$$

Suppose now  $q \in [\lambda, q_G^\dagger]$ . Again, by Lemma 2:

$$\begin{aligned} \min_{q \in [\lambda, q_G^\dagger]} \sup_{F \in \mathcal{F}(\lambda; G)} C_F(q) - C_F(q_F^*) &= \min_{q \in [\lambda, q_G^\dagger]} (M - q)(b - (b + h)G^-(\lambda)) \\ &= (M - q_G^\dagger)(b - (b + h)G^-(\lambda)), \end{aligned} \quad (33)$$

where the final equality follows from the fact that the right-hand side of (33) is decreasing in  $q$ , since  $G^-(\lambda) < \rho$ . It is easy to derive that  $q_G^\dagger \geq \lambda$  for  $G^-(\lambda) < \rho$ . Comparing (32) and (33), this implies:

$$\min_{q \in [\lambda, q_G^\dagger]} \sup_{F \in \mathcal{F}(\lambda; G)} C_F(q) - C_F(q_F^*) \leq \inf_{q < \lambda} \sup_{F \in \mathcal{F}(\lambda; G)} C_F(q) - C_F(q_F^*).$$

Hence, setting  $q = q_G^\dagger$  (weakly) dominates setting  $q < \lambda$ .

We conclude by considering  $q \in (q_G^\dagger, M]$ . By Lemma 2:

$$\inf_{q \in (q_G^\dagger, M]} \sup_{F \in \mathcal{F}(\lambda; G)} C_F(q) - C_F(q_F^*) = \inf_{q \in (q_G^\dagger, M]} h(q - \lambda) = h(q_G^\dagger - \lambda).$$

By definition of  $q_G^\dagger$ ,

$$h(q_G^\dagger - \lambda) = (M - q_G^\dagger)(b - (b + h)G^-(\lambda)) = \frac{h(b - (b + h)G^-(\lambda))(M - \lambda)}{(b + h)(1 - G^-(\lambda))}.$$

Putting this together with (33), we conclude that  $q^\Delta = q_G^\dagger$ , with

$$\Delta = \frac{h(b - (b + h)G^-(\lambda))(M - \lambda)}{(b + h)(1 - G^-(\lambda))}.$$

□

### B.1.5. Proof of Proposition 2

*Proof.* Recall that, in this regime, by Lemma 1,  $q_F^* = q_G^* < \lambda$  for all  $F \in \mathcal{F}(\lambda; G)$ . Applying this fact to Proposition 4, for any  $F \in \mathcal{F}(\lambda; G)$  we have:

$$C_F(q) - C_F(q_F^*) = b(q_G^* - q) + (b + h)\mathbb{E}_F[(q - D)\mathbf{1}\{D \leq q\} - (q_G^* - D)\mathbf{1}\{D \leq q_G^*\}]. \quad (34)$$

If  $q < \lambda$ , since  $F \in \mathcal{F}(\lambda; G)$  and  $q_G^* < \lambda$ , the above evaluates to:

$$\begin{aligned} C_F(q) - C_F(q_F^*) &= b(q_G^* - q) + (b + h)\mathbb{E}_G[(q - D)\mathbf{1}\{D \leq q\} - (q_G^* - D)\mathbf{1}\{D \leq q_G^*\}] \\ &= C_G(q) - C_G(q_G^*), \end{aligned}$$

which proves the first case.

Suppose now that  $q \geq \lambda$ . Note that only the second term of (34) has dependence on  $F$ . Again, since  $q_G^* < \lambda$ , for all  $F \in \mathcal{F}(\lambda; G)$  we have:

$$\begin{aligned} & \mathbb{E}_F[(q - D)\mathbb{1}\{D \leq q\} - (q_G^* - D)\mathbb{1}\{D \leq q_G^*\}] \\ &= \mathbb{E}_G[(q - D)\mathbb{1}\{D < \lambda\}] + \mathbb{E}_F[(q - D)\mathbb{1}\{\lambda \leq D < q\}] - \mathbb{E}_G[(q_G^* - D)\mathbb{1}\{D \leq q_G^*\}] \\ &\leq \mathbb{E}_G[(q - D)\mathbb{1}\{D < \lambda\}] + (q - \lambda)\mathbb{P}_F(D = \lambda) - \mathbb{E}_G[(q_G^* - D)\mathbb{1}\{D \leq q_G^*\}], \end{aligned} \quad (35)$$

where the inequality is attained by the distribution  $F$  that places all remaining mass on  $\lambda$ . Rearranging (35), we obtain:

$$\begin{aligned} & \sup_{F \in \mathcal{F}(\lambda; G)} \mathbb{E}_F[(q - D)\mathbb{1}\{D \leq q\} - (q_G^* - D)\mathbb{1}\{D \leq q_G^*\}] \\ &= \mathbb{E}_G[(q - \lambda)\mathbb{1}\{D < \lambda\}] + \mathbb{E}_G[(\lambda - D)\mathbb{1}\{D < \lambda\}] \\ &\quad + (q - \lambda)(1 - G^-(\lambda)) - \mathbb{E}_G[(q_G^* - D)\mathbb{1}\{D \leq q_G^*\}] \\ &= (q - \lambda) + \mathbb{E}_G[(\lambda - D)\mathbb{1}\{D < \lambda\}] - \mathbb{E}_G[(q_G^* - D)\mathbb{1}\{D \leq q_G^*\}]. \end{aligned}$$

Plugging this back into (34), the second case is shown.  $\square$

## B.2. Worst-Case Nature of Two-Point Mass Distributions

### B.2.1. Proof of Proposition 3

*Proof.* For notational brevity, when clear from context we omit the dependence of  $F$  on  $p$  in the remainder of the proof.

We first establish the optimal ordering quantities  $q_F^*$ , for  $F \in \mathcal{B}(\lambda; G)$ , depending on the value of  $p$ . We defer the proof of the following lemma to Appendix B.2.2.

LEMMA 3. For  $F \in \mathcal{B}(\lambda; G)$ , the optimal ordering quantity  $q_F^*$  is given by:

$$q_F^* = \begin{cases} q_G^* & \text{if } G^-(\lambda) \geq \rho \\ \lambda & \text{if } G^-(\lambda) < \rho \leq G^-(\lambda) + p \\ M & \text{if } G^-(\lambda) + p < \rho. \end{cases}$$

Using similar arguments as those used in the proof of Lemma 2, we have:

$$\begin{aligned} \sup_{F \in \mathcal{B}(\lambda; G)} C_F(q) - C_F(q_F^*) &= \sup_{F \in \mathcal{B}(\lambda; G)} b(q_F^* - q) + (b + h)\mathbb{E}_F[(q - D)\mathbb{1}\{D \leq q\} - (q_F^* - D)\mathbb{1}\{D \leq q_F^*\}] \\ &= -bq + \sup_{F \in \mathcal{B}(\lambda; G)} bq_F^* + (b + h)\mathbb{E}_F[(q - D)\mathbb{1}\{D \leq q\} - (q_F^* - D)\mathbb{1}\{D \leq q_F^*\}]. \end{aligned} \quad (36)$$

We focus on the second term, i.e.,:

$$\sup_{F \in \mathcal{B}(\lambda; G)} bq_F^* + (b + h)\mathbb{E}_F[(q - D)\mathbb{1}\{D \leq q\} - (q_F^* - D)\mathbb{1}\{D \leq q_F^*\}]. \quad (37)$$

Case I:  $G^-(\lambda) \geq \rho$ . Lemma 3 and Lemma 1 imply that  $q_F^* = q_G^* < \lambda$ . Therefore, (37) simplifies to:

$$bq_G^* - (b+h)\mathbb{E}_G[(q_G^* - D)\mathbf{1}\{D \leq q_G^*\}] + \sup_{F \in \mathcal{B}(\lambda; G)} (b+h)\mathbb{E}_F[(q - D)\mathbf{1}\{D \leq q\}]. \quad (38)$$

If  $q < \lambda$ ,  $\mathcal{B}(\lambda; G) \subset \mathcal{F}(\lambda; G)$  implies:

$$\begin{aligned} (38) &= bq_G^* - (b+h)\mathbb{E}_G[(q_G^* - D)\mathbf{1}\{D \leq q_G^*\}] + (b+h)\mathbb{E}_G[(q - D)\mathbf{1}\{D \leq q\}] \\ \implies \sup_{F \in \mathcal{B}(\lambda; G)} C_F(q) - C_F(q_F^*) &= b(q_G^* - q) + (b+h) \left[ \mathbb{E}_G[(q - D)\mathbf{1}\{D \leq q\}] - \mathbb{E}_G[(q_G^* - D)\mathbf{1}\{D \leq q_G^*\}] \right] \\ &= C_G(q) - C_G(q_G^*), \end{aligned}$$

as in Proposition 2.

If  $q \geq \lambda$ , on the other hand:

$$\begin{aligned} \sup_{F \in \mathcal{B}(\lambda; G)} \mathbb{E}_F[(q - D)\mathbf{1}\{D \leq q\}] &= \mathbb{E}_G[(q - D)\mathbf{1}\{D < \lambda\}] \\ &\quad + \sup_{F \in \mathcal{B}(\lambda; G)} (q - \lambda)\mathbb{P}_F(D = \lambda) + (q - M)\mathbb{P}_F(D = M)\mathbf{1}\{q = M\} \\ &= (q - \lambda)G^-(\lambda) + \mathbb{E}_G[(\lambda - D)\mathbf{1}\{D < \lambda\}] + \sup_{F \in \mathcal{B}(\lambda; G)} (q - \lambda)p \\ &= (q - \lambda) + \mathbb{E}_G[(\lambda - D)\mathbf{1}\{D < \lambda\}], \end{aligned}$$

where the supremum is achieved at  $p = 1 - G^-(\lambda)$ . Plugging this back into (38), and subsequently (36), we obtain:

$$\begin{aligned} \sup_{F \in \mathcal{B}(\lambda; G)} C_F(q) - C_F(q_F^*) \\ = b(q_G^* - q) - (b+h)\mathbb{E}_G[(q_G^* - D)\mathbf{1}\{D \leq q_G^*\}] + (b+h)[(q - \lambda) + \mathbb{E}_G[(\lambda - D)\mathbf{1}\{D < \lambda\}]], \end{aligned}$$

which corresponds to the second case of Proposition 2 by inspection.

Case II:  $G^-(\lambda) < \rho$ . Suppose first that  $q < \lambda$ . Since  $\mathcal{B}(\lambda; G) \subset \mathcal{F}(\lambda; G)$ :

$$\begin{aligned} bq_F^* + (b+h)\mathbb{E}_F[(q - D)\mathbf{1}\{D \leq q\}] - (q_F^* - D)\mathbf{1}\{D \leq q_F^*\} \\ = bq_F^* + (b+h)\mathbb{E}_G[(q - D)\mathbf{1}\{D \leq q\}] - (b+h)\mathbb{E}_F[(q_F^* - D)\mathbf{1}\{D \leq q_F^*\}]. \end{aligned}$$

Let  $p$  be such that  $G^-(\lambda) + p \geq \rho$ . By Lemma 3,  $q_F^* = \lambda$ . Hence,

$$\begin{aligned} bq_F^* + (b+h)\mathbb{E}_G[(q - D)\mathbf{1}\{D \leq q\}] - (b+h)\mathbb{E}_F[(q_F^* - D)\mathbf{1}\{D \leq q_F^*\}] \\ = b\lambda + (b+h)\mathbb{E}_G[(q - D)\mathbf{1}\{D \leq q\}] - (b+h)\mathbb{E}_F[(\lambda - D)\mathbf{1}\{D \leq \lambda\}] \\ = b\lambda + (b+h)\mathbb{E}_G[(q - D)\mathbf{1}\{D \leq q\}] - (b+h)\mathbb{E}_G[(\lambda - D)\mathbf{1}\{D < \lambda\}], \end{aligned} \quad (39)$$

where the last equality again follows from the fact that  $F \in \mathcal{F}(\lambda; G)$ .

Now, let  $p$  be such that  $G^-(\lambda) + p < \rho$ . By Lemma 3,  $q_F^* = M$ . Hence,

$$\begin{aligned} & bq_F^* + (b+h)\mathbb{E}_G[(q-D)\mathbf{1}\{D \leq q\}] - (b+h)\mathbb{E}_F[(q_F^* - D)\mathbf{1}\{D \leq q_F^*\}] \\ &= bM + (b+h)\mathbb{E}_G[(q-D)\mathbf{1}\{D \leq q\}] - (b+h)\mathbb{E}_F[M - D], \end{aligned} \quad (40)$$

since  $D \leq M$  for all  $D$  in the support of  $F_p$ . Using the definition of  $F \in \mathcal{B}(\lambda; G)$  we have:

$$\begin{aligned} \mathbb{E}_F[M - D] &= \mathbb{E}_F[(M - D)\mathbf{1}\{D < \lambda\} + (M - D)\mathbf{1}\{D \geq \lambda\}] \\ &= \mathbb{E}_G[(M - D)\mathbf{1}\{D < \lambda\}] + (M - \lambda)p. \end{aligned}$$

Plugging this into (40) we have:

$$\begin{aligned} & bq_F^* + (b+h)\mathbb{E}_G[(q-D)\mathbf{1}\{D \leq q\}] - (b+h)\mathbb{E}_F[(q_F^* - D)\mathbf{1}\{D \leq q_F^*\}] \\ &= bM + (b+h)\mathbb{E}_G[(q-D)\mathbf{1}\{D \leq q\}] - (b+h)[\mathbb{E}_G[(M - D)\mathbf{1}\{D < \lambda\}] + (M - \lambda)p]. \end{aligned}$$

This expression is decreasing in  $p$ . Hence, the supremum over  $F \in \mathcal{B}(\lambda; G)$  such that  $G^-(\lambda) + p < \rho$  is achieved at  $p = 0$  yielding:

$$\sup_{F \in \mathcal{B}(\lambda; G): G^-(\lambda) + p < \rho} (37) = bM + (b+h)\mathbb{E}_G[(q-D)\mathbf{1}\{D \leq q\}] - (b+h)\mathbb{E}_G[(M - D)\mathbf{1}\{D < \lambda\}]. \quad (41)$$

Comparing (41) and (39), we have that  $q_F^* = M$  is optimal if and only if:

$$\begin{aligned} b(M - \lambda) &\geq (b+h)(\mathbb{E}_G[(M - D)\mathbf{1}\{D < \lambda\}] - \mathbb{E}_G[(\lambda - D)\mathbf{1}\{D < \lambda\}]) \\ &= (b+h)(M - \lambda)G^-(\lambda) \\ \iff G^-(\lambda) &\leq \rho, \end{aligned}$$

which holds by assumption. Plugging this fact back into (36) we find that:

$$\sup_{F \in \mathcal{B}(\lambda; G)} C_F(q) - C_F(q_F^*) = b(M - q) + (b+h)\mathbb{E}_G[(q-D)\mathbf{1}\{D \leq q\}] - (M - D)\mathbf{1}\{D < \lambda\},$$

as in Lemma 2.

Consider now the case where  $q \geq \lambda$ . In this case, the second term in (37) evaluates to:

$$\begin{aligned} & bq_F^* + (b+h)\mathbb{E}_F[(q-D)\mathbf{1}\{D \leq q\}] - (q_F^* - D)\mathbf{1}\{D \leq q_F^*\} \\ &= bq_F^* + (b+h)\mathbb{E}_G[(q-D)\mathbf{1}\{D < \lambda\}] \\ &\quad + (b+h)[\mathbb{E}_F[(q-D)\mathbf{1}\{\lambda \leq D \leq q\}] - \mathbb{E}_F[(q_F^* - D)\mathbf{1}\{D \leq q_F^*\}]]. \end{aligned}$$

Let  $p$  be such that  $G^-(\lambda) + p \geq \rho$ . Again, by Lemma 3,  $q_F^* = \lambda$ . We have:

$$\begin{aligned} & bq_F^* + (b+h)\mathbb{E}_G[(q-D)\mathbf{1}\{D < \lambda\}] \\ & + (b+h)[\mathbb{E}_F[(q-D)\mathbf{1}\{\lambda \leq D \leq q\}] - \mathbb{E}_F[(q_F^* - D)\mathbf{1}\{D \leq q_F^*\}]] \\ & = b\lambda + (b+h)\mathbb{E}_G[(q-D)\mathbf{1}\{D < \lambda\}] + (b+h)[(q-\lambda)p - \mathbb{E}_G[(\lambda-D)\mathbf{1}\{D < \lambda\}]] \end{aligned}$$

Note that the above expression is increasing in  $p$ . Therefore, its supremum is achieved at  $p = 1 - G^-(\lambda)$ , implying:

$$\begin{aligned} & bq_F^* + (b+h)\mathbb{E}_G[(q-D)\mathbf{1}\{D < \lambda\}] \\ & + (b+h)[\mathbb{E}_F[(q-D)\mathbf{1}\{\lambda \leq D \leq q\}] - \mathbb{E}_F[(q_F^* - D)\mathbf{1}\{D \leq q_F^*\}]] \\ & \leq b\lambda + (b+h)\mathbb{E}_G[(q-D)\mathbf{1}\{D < \lambda\}] \\ & + (b+h)[(q-\lambda)(1-G^-(\lambda)) - \mathbb{E}_G[(\lambda-D)\mathbf{1}\{D < \lambda\}]] \\ & = b\lambda + (b+h)(q-\lambda) \\ & = -h\lambda + (b+h)q. \end{aligned} \tag{42}$$

Now, let  $p$  be such that  $G^-(\lambda) + p < \rho$ , which implies  $q_F^* = M$ . Then:

$$\begin{aligned} & bq_F^* + (b+h)\mathbb{E}_G[(q-D)\mathbf{1}\{D < \lambda\}] \\ & + (b+h)[\mathbb{E}_F[(q-D)\mathbf{1}\{\lambda \leq D \leq q\}] - \mathbb{E}_F[(q_F^* - D)\mathbf{1}\{D \leq q_F^*\}]] \\ & = bM + (b+h)\mathbb{E}_G[(q-D)\mathbf{1}\{D < \lambda\}] \\ & + (b+h)[(q-\lambda)p - \mathbb{E}_F[(M-D)\mathbf{1}\{D \leq M\}]] \\ & = bM + (b+h)\mathbb{E}_G[(q-M)\mathbf{1}\{D < \lambda\}] + (b+h)\mathbb{E}_G[(M-D)\mathbf{1}\{D < \lambda\}] \\ & + (b+h)[(q-\lambda)p - \mathbb{E}_G[(M-D)\mathbf{1}\{D < \lambda\}] - \mathbb{E}_F[(M-D)\mathbf{1}\{\lambda \leq D \leq M\}]] \\ & = bM + (b+h)\mathbb{E}_G[(q-M)\mathbf{1}\{D < \lambda\}] + (b+h)[(q-\lambda)p - (M-\lambda)p] \\ & = bM - (b+h)(M-q)(G^-(\lambda) + p). \end{aligned}$$

This term is maximized at  $p = 0$ , yielding:

$$bM - (b+h)(M-q)G^-(\lambda). \tag{43}$$

Comparing (42) and (43), we have that  $q_F^* = M$  is optimal if and only if:

$$\begin{aligned} & bM - (b+h)(M-q)G^-(\lambda) \geq -h\lambda + (b+h)q \\ & \iff (b+h)q(1-G^-(\lambda)) \leq bM + h\lambda - (b+h)G^-(\lambda)M \\ & \iff q \leq \frac{bM + h\lambda - (b+h)G^-(\lambda)M}{(b+h)(1-G^-(\lambda))} = q_G^\dagger. \end{aligned}$$

Noting that this is precisely the expression provided in Lemma 2, the result is shown.  $\square$

### B.2.2. Proof of Lemma 3

*Proof.* The case where  $G^-(\lambda) \geq \rho$  directly follows from Lemma 1.

Suppose now that  $G^-(\lambda) < \rho$ . If  $G^-(\lambda) + p \geq \rho$ , then  $q_F^* = \lambda$  by definition. If  $G^-(\lambda) + p < \rho$ , on the other hand, we must have  $q_F^* = M$ , since  $F$  only takes on values  $\{\lambda, M\}$ .  $\square$

### B.3. Proof of Theorem 2

*Proof.* Proposition 6 below upper bounds our algorithm's regret by (i) the minimax risk  $\Delta$ , and (ii) the cost difference between  $q^{\text{alg}}$  and  $q^\Delta$ , for any distribution  $F \in \mathcal{F}(\lambda; G)$ . We defer its proof to Appendix B.3.1.

PROPOSITION 6. *The regret of Algorithm 1 is upper bounded by:*

$$\text{Regret}(q^{\text{alg}}) \leq \Delta + \sup_{F \in \mathcal{F}(\lambda; G)} C_F(q^{\text{alg}}) - C_F(q^\Delta). \quad (44)$$

Hence, the remainder of the proof focuses on bounding the second term. Before doing so, we show a series of useful facts. First off, Lemma 4 establishes Lipschitzness of the newsvendor cost function. Its proof can be found in Appendix B.3.2.

LEMMA 4. *For any distribution  $F$ , and ordering quantities  $q, q'$ :*

$$|C_F(q) - C_F(q')| \leq \max\{b, h\}|q - q'|.$$

Moreover, by Fact 1,  $\mathbf{1}\{s_i^{\text{off}, \lambda} < \lambda\} = \mathbf{1}\{d_i^{\text{off}} < \lambda\}$  for all  $i \in [N]$ . We use this to prove Lemma 5, which establishes that  $\widehat{G}^-(\lambda)$  and  $G^-(\lambda)$  are close with constant probability, below. We defer its proof to Appendix B.3.3.

LEMMA 5. *Let  $\mathcal{E} = \left\{|\widehat{G}^-(\lambda) - G^-(\lambda)| < \zeta\right\}$ . Then,  $\mathbb{P}_G(\mathcal{E}) \geq 1 - \delta$ .*

We moreover use Fact 1 to show that  $q_{\widehat{G}}^*$  is precisely equal to the actual SAA of  $q_G^*$ . To formalize this, we introduce some additional notation. Let  $\widehat{G}^{\text{uc}}(x) = \frac{1}{N} \sum_{i \in [N]} \mathbf{1}\{d_i^{\text{off}} \leq x\}$  be the empirical CDF of the (true) uncensored demand, and  $q_{\widehat{G}^{\text{uc}}}^* = \inf\{x : \widehat{G}^{\text{uc}}(x) \geq \rho\}$  be the corresponding newsvendor quantile. We repeatedly rely on the following lemma in the remainder of the proof. Its proof can be found in Appendix B.3.4.

LEMMA 6. *Suppose  $\widehat{G}^-(\lambda) \geq \rho$ . Then,  $q_{\widehat{G}}^* = q_{\widehat{G}^{\text{uc}}}^* < \lambda$ .*

Having established these useful facts, we may begin with the proof of our upper bound. We prove each of the four regret bounds separately, beginning with the two “extreme” cases of  $G^-(\lambda) \geq \rho + 2\zeta$  and  $G^-(\lambda) < \rho - 2\zeta$ . Moreover, in the remainder of the proof we condition on the good event  $\mathcal{E}$  defined in Lemma 5.



*Case I:*  $G^-(\lambda) \geq \rho + 2\zeta$ . Under event  $\mathcal{E}$ ,  $\widehat{G}^-(\lambda) > \rho + \zeta$ , which implies  $q^{\text{alg}} = q_{\widehat{G}}^*$  by construction. Since  $\widehat{G}^-(\lambda) \geq \rho$ , by Lemma 6,  $q_{\widehat{G}}^* = q_{\widehat{G}^{\text{uc}}}^* < \lambda$ . By Proposition 2, then,

$$\text{Regret}(q^{\text{alg}}) \leq C_G(q_{\widehat{G}^{\text{uc}}}^*) - C_G(q_G^*).$$

Hence, bounding the regret of  $q^{\text{alg}}$  in this region reduces to the question of bounding the regret of the SAA of  $q_G^*$ .

The following lemma, whose proof is adapted from Chen and Ma (2024) (see Appendix B.3.5), allows us to bound this SAA error.

LEMMA 7. *Suppose  $G^-(\lambda) \geq \rho$ , and  $\widehat{G}^-(\lambda) \geq \rho$ . With probability at least  $1 - \delta$ ,*

$$C_G(q_{\widehat{G}^{\text{uc}}}^*) - C_G(q_G^*) \leq \lambda(b+h) \sqrt{\frac{\log(2/\delta)}{2N}}.$$

Taking a union bound over the event  $\mathcal{E}$  and this latter good event, we obtain the first case in the theorem statement.

*Case II:*  $G^-(\lambda) < \rho - 2\zeta$ . By Theorem 1,  $q^\Delta = q_G^\dagger$  in this case. Moreover, under event  $\mathcal{E}$ ,  $\widehat{G}^-(\lambda) < \rho - \zeta$ , and our algorithm outputs  $q^{\text{alg}} = q_{\widehat{G}}^\dagger$ . Then, by Proposition 6:

$$\text{Regret}(q^{\text{alg}}) \leq \Delta + \sup_{F \in \mathcal{F}(\lambda; G)} C_F(q_{\widehat{G}}^\dagger) - C_F(q_G^\dagger) \leq \Delta + \max\{b, h\} |q_{\widehat{G}}^\dagger - q_G^\dagger|, \quad (45)$$

where the second inequality follows from the fact that  $C_F$  is  $\max\{b, h\}$ -Lipschitz (Lemma 4). It suffices then to bound the error in our algorithm's estimate of  $q_G^\dagger$ . Lemma 8, whose proof can be found in Appendix B.3.6, leverages the fact that  $|G^-(\lambda) - \widehat{G}^-(\lambda)| < \zeta$  under event  $\mathcal{E}$  to bound this error.

LEMMA 8. *Under event  $\mathcal{E}$ ,  $|q_G^\dagger - q_{\widehat{G}}^\dagger| \leq \frac{M-\lambda}{1-\rho} \zeta$ .*

Plugging this back into (45), we obtain:

$$\text{Regret}(q^{\text{alg}}) \leq \Delta + \frac{\max\{b, h\}(M-\lambda)}{1-\rho} \zeta, \quad (46)$$

completing the proof of this case in the theorem statement.

We now turn our attention to the remaining case, where  $G^-(\lambda) \in [\rho - 2\zeta, \rho + 2\zeta)$ , further partitioning the analysis based on whether  $G^-(\lambda) \geq \rho$ .

*Case III:*  $G^-(\lambda) \in [\rho, \rho + 2\zeta)$ . By Theorem 1,  $q^\Delta = q_G^*$ , and  $\Delta = 0$ . Moreover, given  $\mathcal{E}$ ,  $\widehat{G}^-(\lambda) \in (\rho - \zeta, \rho + 3\zeta)$ .

Suppose first that  $\widehat{G}^-(\lambda) \in [\rho + \zeta, \rho + 3\zeta)$ . Then,  $q^{\text{alg}} = q_G^* < \lambda$ . Identical arguments as those used for Case I yield:

$$\text{Regret}(q^{\text{alg}}) \leq C_G(q_{\widehat{G}^{\text{uc}}}^*) - C_G(q_G^*) \leq \lambda(b+h)\zeta. \quad (47)$$

Suppose now that  $\widehat{G}^-(\lambda) \in (\rho - \zeta, \rho + \zeta)$ . In this case,  $q^{\text{alg}} = \lambda$ . Using the fact that  $q^\Delta = q_G^* < \lambda$  and  $\Delta = 0$ , by Proposition 6, we have:

$$\text{Regret}(q^{\text{alg}}) \leq \Delta + \sup_{F \in \mathcal{F}(\lambda; G)} C_F(q^{\text{alg}}) - C_F(q^\Delta) = \sup_{F \in \mathcal{F}(\lambda; G)} C_F(\lambda) - C_F(q_G^*).$$

Proposition 2 and Lemma 1 together imply that:

$$\begin{aligned} & \sup_{F \in \mathcal{F}(\lambda; G)} C_F(\lambda) - C_F(q_G^*) \\ &= b(q_G^* - \lambda) + (b+h)\mathbb{E}_G \left[ (\lambda - D)\mathbb{1}\{D < \lambda\} - (q_G^* - D)\mathbb{1}\{D \leq q_G^*\} \right] \\ &= b(q_G^* - \lambda) + (b+h)\mathbb{E}_G \left[ (\lambda - q_G^*)\mathbb{1}\{D < \lambda\} + (q_G^* - D)\mathbb{1}\{D < \lambda\} - (q_G^* - D)\mathbb{1}\{D \leq q_G^*\} \right] \\ &= b(q_G^* - \lambda) + (b+h)\mathbb{E}_G \left[ (\lambda - q_G^*)\mathbb{1}\{D < \lambda\} + (q_G^* - D)\mathbb{1}\{q_G^* < D < \lambda\} \right] \\ &\leq (\lambda - q_G^*) \left( (b+h)G^-(\lambda) - b \right) \\ &= (b+h)(\lambda - q_G^*)(G^-(\lambda) - \rho). \end{aligned}$$

Using the fact that  $q_G^* \in [0, \lambda)$  for  $G^-(\lambda) \geq \rho$ , and  $G^-(\lambda) \leq \rho + 2\zeta$  by assumption, we obtain the final bound of:

$$\text{Regret}(q^{\text{alg}}) \leq 2\lambda(b+h)\zeta.$$

We proceed to our final case.

*Case IV:*  $G^-(\lambda) \in [\rho - 2\zeta, \rho)$ . By Theorem 1,  $q^\Delta = q_G^\dagger$ . Moreover, under  $\mathcal{E}$ ,  $\widehat{G}^-(\lambda) \in (\rho - 3\zeta, \rho + \zeta)$ .

Suppose first that  $\widehat{G}^-(\lambda) \in (\rho - 3\zeta, \rho - \zeta)$ . In this case, the algorithm outputs  $q^{\text{alg}} = q_G^\dagger$ . By the same arguments as those used in Case II, we obtain:

$$\text{Regret}(q^{\text{alg}}) \leq \Delta + \frac{\max\{b, h\}(1-\rho)(M-\lambda)}{(1-\rho+\zeta)^2} \zeta \leq \frac{\max\{b, h\}(M-\lambda)}{(1-\rho)} \zeta$$

Suppose now that  $\widehat{G}^-(\lambda) \in [\rho - \zeta, \rho + \zeta)$ . In this case,  $q^{\text{alg}} = \lambda$ . Again, leveraging Proposition 6, we have:

$$\text{Regret}(q^{\text{alg}}) \leq \Delta + \sup_{F \in \mathcal{F}(\lambda; G)} C_F(\lambda) - C_F(q_G^\dagger) \leq \Delta + \max\{b, h\}|\lambda - q_G^\dagger|, \quad (48)$$

where the final inequality follows from Lipschitzness of the newsvendor cost function (Lemma 4). Plugging in the definition of  $q_G^\dagger$ , algebra gives us that:

$$\begin{aligned} |\lambda - q_G^\dagger| &= \frac{(M - \lambda)(b - (b + h)G^-(\lambda))}{(b + h)(1 - G^-(\lambda))} \\ &\leq \frac{(M - \lambda)(b - (b + h)(\rho - 2\zeta))}{(b + h)(1 - \rho)} \\ &= \frac{2(M - \lambda)(b + h)\zeta}{h} \\ &= \frac{2(M - \lambda)}{1 - \rho}\zeta, \end{aligned}$$

where the first inequality uses the fact that  $G^-(\lambda) \in [\rho - 2\zeta, \rho)$ , and the subsequent equalities plug in the definition of  $\rho = b/(b + h)$ . Plugging this bound back into (48), we obtain:

$$\text{Regret}(q^{\text{alg}}) \leq \Delta + \max\{b, h\} \frac{2(M - \lambda)}{1 - \rho}\zeta,$$

concluding the proof of the theorem.  $\square$

### B.3.1. Proof of Proposition 6

*Proof.* Adding and subtracting  $C_F(q^\Delta)$  from the definition of regret, we have:

$$\begin{aligned} \text{Regret}(q^{\text{alg}}) &= \sup_{F \in \mathcal{F}(\lambda; G)} C_F(q^{\text{alg}}) - C_F(q^\Delta) + C_F(q^\Delta) - C_F(q_F^*) \\ &\leq \sup_{F \in \mathcal{F}(\lambda; G)} C_F(q^{\text{alg}}) - C_F(q^\Delta) + \sup_{F \in \mathcal{F}(\lambda; G)} C_F(q^\Delta) - C_F(q_F^*) \\ &= \sup_{F \in \mathcal{F}(\lambda; G)} C_F(q^{\text{alg}}) - C_F(q^\Delta) + \Delta, \end{aligned}$$

where the final equality uses the definition of  $\Delta = \sup_{F \in \mathcal{F}(\lambda; G)} C_F(q^\Delta) - C_F(q_F^*)$ .  $\square$

### B.3.2. Proof of Lemma 4

*Proof.* By definition:

$$|C_F(q) - C_F(q')| = \left| \mathbb{E}_F [b((D - q)^+ - (D - q')^+) + h((q - D)^+ - (q' - D)^+)] \right|.$$

Without loss of generality, suppose  $q < q'$ . Consider first the term  $b((D - q)^+ - (D - q')^+)$ . We have:

$$(D - q)^+ - (D - q')^+ = \begin{cases} q' - q & \text{if } D \geq q' \\ 0 & \text{if } D \leq q \\ D - q & \text{if } D \in (q, q'). \end{cases}$$

Similarly:

$$(q - D)^+ - (q' - D)^+ = \begin{cases} 0 & \text{if } D \geq q' \\ q - q' & \text{if } D \leq q \\ D - q' & \text{if } D \in (q, q'). \end{cases}$$

Putting these two together, we have:

$$b((D-q)^+ - (D-q')^+) + h((q-D)^+ - (q'-D)^+) = \begin{cases} b(q'-q) & \text{if } D \geq q' \\ h(q-q') & \text{if } D \leq q \\ b(D-q) + h(D-q') & \text{if } D \in (q, q') \end{cases}$$

$$\implies \left| \mathbb{E}_F [b((D-q)^+ - (D-q')^+) + h((q-D)^+ - (q'-D)^+)] \right| \leq \max\{b, h\}|q-q'|.$$

□

### B.3.3. Proof of Lemma 5

*Proof.* Since  $\mathbb{1}\{s_i^{\text{off},\lambda} < \lambda\} = \mathbb{1}\{d_i^{\text{off}} < \lambda\}$  for all  $i$ , we have:

$$\widehat{G}^-(\lambda) = \frac{1}{N} \sum_{i \in [N]} \mathbb{1}\{d_i^{\text{off}} < \lambda\} \implies \mathbb{E}_G[\widehat{G}^-(\lambda)] = G^-(\lambda).$$

Hence, by Hoeffding's inequality (Boucheron et al. 2013):

$$\mathbb{P}_G(|\widehat{G}^-(\lambda) - G^-(\lambda)| \geq \zeta) \leq 2 \exp(-2N\zeta^2).$$

Letting  $\zeta = \sqrt{\frac{\log(2/\delta)}{2N}}$ , we obtain the result. □

### B.3.4. Proof of Lemma 6

*Proof.* We first show that  $\widehat{G}^-(\lambda) \geq \rho$  implies  $q_{\widehat{G}^{\text{uc}}}^* < \lambda$ . Again, since  $\mathbb{1}\{s_i^{\text{off},\lambda} < \lambda\} = \mathbb{1}\{d_i^{\text{off}} < \lambda\}$ ,

$$\frac{1}{N} \sum_{i=1}^N \mathbb{1}\{d_i^{\text{off}} < \lambda\} = \frac{1}{N} \sum_{i=1}^N \mathbb{1}\{s_i^{\text{off},\lambda} < \lambda\} = \widehat{G}^-(\lambda) \geq \rho,$$

by assumption. Then, it must be that  $\widehat{G}^{\text{uc}}(x) \geq \rho$  for some  $x < \lambda$ , which implies that  $q_{\widehat{G}^{\text{uc}}}^* < \lambda$ .

We use this to show that  $q_{\widehat{G}}^* = q_{\widehat{G}^{\text{uc}}}^*$ . By definition,  $q_{\widehat{G}^{\text{uc}}}^*$  satisfies:

$$\begin{cases} \frac{1}{N} \sum_{i \in [N]} \mathbb{1}\{d_i^{\text{off}} \leq x\} < \rho & \forall x < q_{\widehat{G}^{\text{uc}}}^* \\ \frac{1}{N} \sum_{i \in [N]} \mathbb{1}\{d_i^{\text{off}} \leq x\} \geq \rho & \forall x \geq q_{\widehat{G}^{\text{uc}}}^*. \end{cases}$$

Fix  $x \geq q_{\widehat{G}^{\text{uc}}}^*$ . Since  $s_i^{\text{off},\lambda} \leq d_i^{\text{off}}$  for all  $i$ ,

$$\frac{1}{N} \sum_{i \in [N]} \mathbb{1}\{s_i^{\text{off},\lambda} \leq x\} \geq \frac{1}{N} \sum_{i \in [N]} \mathbb{1}\{d_i^{\text{off}} \leq x\} \geq \frac{1}{N} \sum_{i \in [N]} \mathbb{1}\{d_i^{\text{off}} \leq q_{\widehat{G}^{\text{uc}}}^*\} \geq \rho,$$

by definition of  $q_{\widehat{G}^{\text{uc}}}^*$ .

Now, fix  $x < q_{\widehat{G}^{\text{uc}}}^*$ . Since  $x < q_{\widehat{G}^{\text{uc}}}^* < \lambda$ , if  $d_i^{\text{off}} \geq \lambda$ ,  $s_i^{\text{off},\lambda} = \lambda$ , which then implies that  $\mathbb{1}\{s_i^{\text{off},\lambda} \leq x\} = 0$ . We moreover have in this case that  $\mathbb{1}\{d_i^{\text{off}} \leq x\} = 0$ . Putting these two together, we have that  $\mathbb{1}\{s_i^{\text{off},\lambda} \leq x\} = \mathbb{1}\{d_i^{\text{off}} \leq x\}$  if  $d_i^{\text{off}} \geq \lambda$ .

If  $d_i^{\text{off}} < \lambda$ , on the other hand,  $s_i^{\text{off},\lambda} = d_i^{\text{off}}$  by definition. Therefore,  $\mathbb{1}\{s_i^{\text{off},\lambda} \leq x\} = \mathbb{1}\{d_i^{\text{off}} \leq x\}$  whenever  $d_i^{\text{off}} < \lambda$ .

Since  $\mathbb{1}\{s_i^{\text{off},\lambda} \leq x\} = \mathbb{1}\{d_i^{\text{off}} \leq x\}$  whenever  $x < q_{\widehat{G}^{\text{uc}}}^*$ , we obtain:

$$\frac{1}{N} \sum_{i \in [N]} \mathbb{1}\{s_i^{\text{off},\lambda} \leq x\} = \frac{1}{N} \sum_{i \in [N]} \mathbb{1}\{d_i^{\text{off}} \leq x\} < \rho \quad \forall x < q_{\widehat{G}^{\text{uc}}}^*.$$

Putting these two facts together, we have:

$$\begin{cases} \frac{1}{N} \sum_{i \in [N]} \mathbb{1}\{s_i^{\text{off},\lambda} \leq x\} < \rho & \forall x < q_{\widehat{G}^{\text{uc}}}^* \\ \frac{1}{N} \sum_{i \in [N]} \mathbb{1}\{s_i^{\text{off},\lambda} \leq x\} \geq \rho & \forall x \geq q_{\widehat{G}^{\text{uc}}}^*, \end{cases}$$

which implies that  $q_G^* = q_{\widehat{G}^{\text{uc}}}^*$ .  $\square$

### B.3.5. Proof of Lemma 7

*Proof.* The proof is modified from [Chen and Ma \(2024\)](#).

By the Dvoretzky–Kiefer–Wolfowitz–Massart inequality (DKW) inequality ([Massart 1990](#)):

$$\mathbb{P} \left[ \sup_{a \geq 0} |\widehat{G}^{\text{uc}}(a) - G(a)| \leq \sqrt{\frac{\log(2/\delta)}{2N}} \right] \geq 1 - 2 \exp \left( -2N \left( \sqrt{\frac{\log(2/\delta)}{2N}} \right)^2 \right) = 1 - \delta.$$

Therefore with probability at least  $1 - \delta$ :

$$\sup_{a \geq 0} |\widehat{G}^{\text{uc}}(a) - G(a)| \leq \sqrt{\frac{\log(2/\delta)}{2N}}. \quad (49)$$

We condition our analysis on the above event, partitioning the proof based on (i)  $q_{\widehat{G}^{\text{uc}}}^* \leq q_G^*$ , and (ii)  $q_{\widehat{G}^{\text{uc}}}^* > q_G^*$ .

*Case I:*  $q_{\widehat{G}^{\text{uc}}}^* \leq q_G^*$ . By [Proposition 4](#):

$$\begin{aligned} & C_G(q_{\widehat{G}^{\text{uc}}}^*) - C_G(q_G^*) \\ &= b(q_G^* - q_{\widehat{G}^{\text{uc}}}^*) + (b+h) \mathbb{E}_G[(q_{\widehat{G}^{\text{uc}}}^* - D) \mathbb{1}\{D \leq q_{\widehat{G}^{\text{uc}}}^*\} - (q_G^* - D) \mathbb{1}\{D \leq q_G^*\}] \\ &= b(q_G^* - q_{\widehat{G}^{\text{uc}}}^*) + (b+h) \mathbb{E}_G[(q_{\widehat{G}^{\text{uc}}}^* - q_G^*) \mathbb{1}\{D \leq q_{\widehat{G}^{\text{uc}}}^*\} - (q_G^* - D) \mathbb{1}\{q_{\widehat{G}^{\text{uc}}}^* < D \leq q_G^*\}] \\ &\leq (b+h)(q_G^* - q_{\widehat{G}^{\text{uc}}}^*)(\rho - G(q_{\widehat{G}^{\text{uc}}}^*)), \end{aligned} \quad (50)$$

where the upper bound follows from the fact that  $(q_G^* - D) \mathbb{1}\{q_{\widehat{G}^{\text{uc}}}^* < D \leq q_G^*\} \geq 0$ , and  $b = (b+h)\rho$  by definition. Moreover:

$$\rho - G(q_{\widehat{G}^{\text{uc}}}^*) = \rho - \widehat{G}^{\text{uc}}(q_{\widehat{G}^{\text{uc}}}^*) + \widehat{G}^{\text{uc}}(q_{\widehat{G}^{\text{uc}}}^*) - G(q_{\widehat{G}^{\text{uc}}}^*) \leq \sup_{a \geq 0} |\widehat{G}^{\text{uc}}(a) - G(a)|, \quad (51)$$

where the inequality follows from  $\widehat{G}^{\text{uc}}(q_{\widehat{G}^{\text{uc}}}^*) \geq \rho$ , by definition of  $q_{\widehat{G}^{\text{uc}}}^*$ .

Using this fact in [\(50\)](#), we have:

$$\begin{aligned} C_G(q_{\widehat{G}^{\text{uc}}}^*) - C_G(q_G^*) &\leq (b+h)(q_G^* - q_{\widehat{G}^{\text{uc}}}^*)(\rho - G(q_{\widehat{G}^{\text{uc}}}^*)) \\ &\leq (b+h) \cdot |q_G^* - q_{\widehat{G}^{\text{uc}}}^*| \cdot \sup_{a \geq 0} |\widehat{G}^{\text{uc}}(a) - G(a)|. \end{aligned}$$

Case II:  $q_{\widehat{G}^{\text{uc}}}^* > q_G^*$ . Again, by Proposition 4:

$$\begin{aligned} & C_G(q_{\widehat{G}^{\text{uc}}}^*) - C_G(q_G^*) \\ &= b(q_G^* - q_{\widehat{G}^{\text{uc}}}^*) + (b+h)\mathbb{E}_G[(q_{\widehat{G}^{\text{uc}}}^* - D)\mathbb{1}\{D \leq q_{\widehat{G}^{\text{uc}}}^*\} - (q_G^* - D)\mathbb{1}\{D \leq q_G^*\}] \\ &= -\rho(b+h)(q_{\widehat{G}^{\text{uc}}}^* - q_G^*) + (b+h)\mathbb{E}_G\left[(q_{\widehat{G}^{\text{uc}}}^* - q_G^*)\mathbb{1}\{D \leq q_G^*\} + (q_{\widehat{G}^{\text{uc}}}^* - D)\mathbb{1}\{q_G^* < D < q_{\widehat{G}^{\text{uc}}}^*\}\right] \\ &\leq (b+h)(q_{\widehat{G}^{\text{uc}}}^* - q_G^*)(-\rho + G^-(q_{\widehat{G}^{\text{uc}}}^*)), \end{aligned}$$

where the inequality follows from  $q_{\widehat{G}^{\text{uc}}}^* - D < q_{\widehat{G}^{\text{uc}}}^* - q_G^*$  for all  $D > q_G^*$ .

For all  $q < q_{\widehat{G}^{\text{uc}}}^*$ :

$$G(q) - \rho = G(q) - \widehat{G}^{\text{uc}}(q) + \widehat{G}^{\text{uc}}(q) - \rho \leq \sup_{a \geq 0} |\widehat{G}^{\text{uc}}(a) - G(a)|,$$

where the inequality follows from the fact that  $\widehat{G}^{\text{uc}}(q) < \rho$  for all  $q < q_{\widehat{G}^{\text{uc}}}^*$ , by definition of  $q_{\widehat{G}^{\text{uc}}}^*$ . We similarly use this to obtain the final upper bound:

$$C_G(q_{\widehat{G}^{\text{uc}}}^*) - C_G(q_G^*) \leq (b+h) \cdot |q_{\widehat{G}^{\text{uc}}}^* - q_G^*| \cdot \sup_{a \geq 0} |\widehat{G}^{\text{uc}}(a) - G(a)|.$$

Applying (49) to both cases, and using the fact that both  $q_G^* \leq \lambda$  and  $q_{\widehat{G}^{\text{uc}}}^* \leq \lambda$  under the assumption that  $G^-(\lambda) \geq \rho$  and  $\widehat{G}^-(\lambda) \geq \rho$ , we obtain the claim.  $\square$

### B.3.6. Proof of Lemma 8

*Proof.* Consider the function  $Q^\dagger(x) = \frac{bM+h\lambda-(b+h)Mx}{(b+h)(1-x)}$ . Observe that  $q_G^\dagger = Q^\dagger(G^-(\lambda))$ , and  $q_{\widehat{G}^{\text{uc}}}^\dagger = Q^\dagger(\widehat{G}^-(\lambda))$  by definition. For any  $x \in [0, \rho - \zeta]$ :

$$\frac{dQ^\dagger}{dx} = \frac{h(\lambda - M)}{(b+h)(1-x)^2} \implies \left| \frac{dQ^\dagger}{dx} \right| \leq \frac{h(M - \lambda)}{(b+h)(1 - \rho + \zeta)^2}.$$

Hence  $Q^\dagger$  is  $\frac{h(M-\lambda)}{(b+h)(1-\rho+\zeta)^2}$ -Lipschitz, which implies

$$|q_G^\dagger - q_{\widehat{G}^{\text{uc}}}^\dagger| \leq \frac{h(M - \lambda)}{(b+h)(1 - \rho + \zeta)^2} |G^-(\lambda) - \widehat{G}^-(\lambda)| \leq \frac{h(M - \lambda)}{(b+h)(1 - \rho + \zeta)^2} \zeta = \frac{(1 - \rho)(M - \lambda)}{(1 - \rho + \zeta)^2} \zeta$$

under event  $\mathcal{E}$ . Using the fact that since  $\rho < 1$  and  $\zeta > 0$ ,  $(1 - \rho)^2 \leq (1 - \rho + \zeta)^2$ , which completes the proof of the claim.  $\square$

### B.4. Proof of Theorem 3

*Proof.* We consider an instance for which  $\lambda \in (0, 1)$ , and present the set of “hard” distributions associated with each regime:

(i) strictly unidentifiable regime:

$$G_0^{\text{ui}} = \text{Ber}(1 - \rho + \delta_0^{\text{ui}}), \quad G_1^{\text{ui}} = \text{Ber}(1 - \rho + \delta_0^{\text{ui}} + \delta_1^{\text{ui}}),$$

where  $\delta_0^{\text{ui}} = \min\{\frac{\rho}{2}, \frac{1-\rho}{2}\}$  and  $\delta_1^{\text{ui}} = \min\{\frac{\rho}{4}, \frac{3\rho-1}{4}, \frac{1}{2}\sqrt{\frac{1-\rho}{N}}\}$ . For these distributions,  $G_0^{\text{ui},-}(\lambda) = \rho - \delta_0^{\text{ui}}$ , and  $G_1^{\text{ui},-}(\lambda) = \rho - (\delta_0^{\text{ui}} + \delta_1^{\text{ui}})$ .

(ii) knife-edge regime:

$$G_0^{\text{ke}} = \text{Ber}(1 - \rho + \delta^{\text{ke}}), \quad G_1^{\text{ke}} = \text{Ber}(1 - \rho - \delta^{\text{ke}}),$$

where  $\delta^{\text{ke}} = \min\{\frac{\rho}{2}, \frac{1-\rho}{2}, \frac{1}{4}\sqrt{\frac{1-\rho}{N}}\}$ . Here,  $G_0^{\text{ke},-}(\lambda) = \rho - \delta^{\text{ke}}$ ,  $G_1^{\text{ke},-}(\lambda) = \rho + \delta^{\text{ke}}$ .

(iii) strictly identifiable regime:  $G_0^{\text{id}}, G_1^{\text{id}}$  are respectively defined by cdf's:

$$G_0^{\text{id}}(x) = \begin{cases} 0 & \forall x < 0 \\ \rho - \delta^{\text{id}} & \forall x \in [0, H) \\ 1 & \forall x \geq H, \end{cases} \quad G_1^{\text{id}}(x) = \begin{cases} 0 & \forall x < 0 \\ \rho + \delta^{\text{id}} & \forall x \in [0, H) \\ 1 & \forall x \geq H, \end{cases}$$

where  $\delta^{\text{id}} = \min\{\frac{\rho}{2}, \frac{1-\rho}{2}, \frac{1}{4}\sqrt{\frac{1-\rho}{N}}\}$ , and  $H = \lambda/2$ . In this case,  $G_0^{\text{id},-}(\lambda) = G_1^{\text{id},-}(\lambda) = 1$ .

Note that all instances are effectively uncensored. For  $k \in \{\text{ui}, \text{ke}\}$ , this holds because  $s^{\text{off},\lambda} = \lambda \implies d_i^{\text{off}} = 1$ . For  $k = \text{id}$ , this holds because  $d_i^{\text{off}} < \lambda$  for all  $i$ , which then implies that  $d_i^{\text{off}} = s_i^{\text{off},\lambda}$  for all  $i$ .

For all  $k \in \{\text{id}, \text{ui}, \text{ke}\}$ :

$$\sup_{G \in \mathcal{G}^k} \mathbb{E}_G \left[ \sup_{F \in \mathcal{F}(\lambda; G)} C_F(q^\pi) - C_F(q_F^*) - \Delta_G \right] \geq \sup_{G \in \{G_0^k, G_1^k\}} \mathbb{E}_G \left[ \sup_{F \in \mathcal{F}(\lambda; G)} C_F(q^\pi) - C_F(q_F^*) - \Delta_G \right]. \quad (52)$$

For clarity, in the remainder of the proof we make clear the dependence of  $\Delta$  and  $q^\Delta$  on the underlying demand distribution  $G$ .

Recall, by Theorem 1, for any distribution  $G$ , the minimax optimal ordering quantity and minimax risk are respectively given by:

$$q_G^\Delta = \begin{cases} q_G^* & \text{if } G^-(\lambda) \geq \rho \\ q_G^\dagger & \text{if } G^-(\lambda) < \rho \end{cases} \quad \Delta_G = \begin{cases} 0 & \text{if } G^-(\lambda) \geq \rho \\ \frac{h(b-(b+h)G^-(\lambda))(M-\lambda)}{(b+h)(1-G^-(\lambda))} & \text{if } G^-(\lambda) < \rho, \end{cases} \quad (53)$$

with  $\frac{h(b-(b+h)G^-(\lambda))(M-\lambda)}{(b+h)(1-G^-(\lambda))} = (b-(b+h)G^-(\lambda))(M-q_G^\dagger) = h(q_G^\dagger - \lambda)$  for  $G$  such that  $G^-(\lambda) < \rho$  (see proof of Theorem 1).

Lemma 9 provides the minimax optimal ordering quantity for the three sets of distributions described above. We defer its proof to Appendix B.4.1.

LEMMA 9. *The following holds, in each regime:*

(i) strictly unidentifiable regime:

$$q_G^\Delta = q_G^\dagger \quad \forall G \in \{G_0^{\text{ui}}, G_1^{\text{ui}}\}$$

(ii) *knife-edge regime:*

$$q_{G_0^{\Delta}}^{\Delta} = q_{G_0^{\Delta}}^{\dagger}, \quad q_{G_1^{\Delta}}^{\Delta} = q_{G_1^{\Delta}}^{\star} = 0$$

(iii) *strictly identifiable regime:*

$$q_{G_0^{\Delta}}^{\Delta} = q_{G_0^{\Delta}}^{\star} = H, \quad q_{G_1^{\Delta}}^{\Delta} = q_{G_1^{\Delta}}^{\star} = 0.$$

Lemma 10 next formalizes the idea that minimizing the worst-case regret in excess of  $\Delta_G$  reduces to the problem of estimating  $q_G^{\Delta}$ . We defer its proof to Appendix B.4.2.

LEMMA 10. For  $k \in \{\text{id}, \text{ui}, \text{ke}\}$ ,  $G \in \{G_0^k, G_1^k\}$ :

$$\sup_{F \in \mathcal{F}(\lambda; G)} C_F(q^\pi) - C_F(q_F^{\star}) - \Delta_G \geq \begin{cases} (b+h)\delta_0^k |q^\pi - q_G^{\Delta}| & \text{if } k = \text{ui} \\ (b+h)\delta^k |q^\pi - q_G^{\Delta}| & \text{if } k \in \{\text{ke}, \text{id}\}. \end{cases}$$

Applying Lemma 10 to (52), it suffices to lower bound the worst-case absolute difference between  $q^\pi$  and  $q_G^{\Delta}$ . Namely:

$$\sup_{G \in \mathcal{G}^k} \mathbb{E}_G \left[ \text{Regret}(q^\pi) - \Delta_G \right] \geq (b+h)\delta_0^k \sup_{G \in \{G_0^k, G_1^k\}} \mathbb{E}_G [|q^\pi - q_G^{\Delta}|] \quad \text{if } k = \text{ui} \quad (54)$$

$$\sup_{G \in \mathcal{G}^k} \mathbb{E}_G \left[ \text{Regret}(q^\pi) - \Delta_G \right] \geq (b+h)\delta^k \sup_{G \in \{G_0^k, G_1^k\}} \mathbb{E}_G [|q^\pi - q_G^{\Delta}|] \quad \text{if } k \in \{\text{ke}, \text{id}\}. \quad (55)$$

We next lower bound  $\sup_{G \in \{G_0^k, G_1^k\}} \mathbb{E}_G [|q^\pi - q_G^{\Delta}|]$  via a reduction to hypothesis testing. To formalize this, we introduce some additional notation. Let  $\mathcal{D}^N$  be the set of all possible demand samples. For  $k \in \{\text{id}, \text{ui}, \text{ke}\}$ , let  $\Psi^k : \mathcal{D}^N \mapsto \{G_0^k, G_1^k\}$  denote a mapping from the observed demand samples to a prediction of the underlying demand distribution. We moreover let  $G_0^{k,N}$  and  $G_1^{k,N}$  be the joint distributions of the  $N$  independent demand samples generated under  $G_0^k$  and  $G_1^k$ , respectively.

By Proposition 9.2.1. in Duchi (2024):

$$\begin{aligned} & \sup_{G \in \{G_0^k, G_1^k\}} \mathbb{E}_G [|q^\pi - q_G^{\Delta}|] \\ & \geq \frac{1}{2} \left| q_{G_0^k}^{\Delta} - q_{G_1^k}^{\Delta} \right| \inf_{\Psi^k} \left\{ \mathbb{P}_{G_1^k}(\Psi^k(d^{\text{off}}) = G_0^k) + \mathbb{P}_{G_0^k}(\Psi^k(d^{\text{off}}) = G_1^k) \right\} \\ & \geq \frac{1}{4} \underbrace{\left| q_{G_0^k}^{\Delta} - q_{G_1^k}^{\Delta} \right|}_{(I)} \underbrace{\exp(-d_{KL}(G_1^{k,N} \parallel G_0^{k,N}))}_{(II)}, \end{aligned} \quad (56)$$

where  $d_{KL}(G_1^{k,N} \parallel G_0^{k,N})$  denotes the Kullback-Leibler (KL) divergence, and the second inequality follows from the Bretagnolle-Huber inequality (Lattimore and Szepesvári 2020).

Equation (56) demonstrates the main drivers of regret in our setting. In particular, any algorithm must incur higher regret if (i) the minimax optimal ordering quantities under  $G_0^k$  and  $G_1^k$  are far apart (term (I)), or (ii)  $G_0^k$  and  $G_1^k$  are distributionally “close enough” that any hypothesis test



that aims to distinguish between the two incurs high error rate (term (II)). Lemmas 11 and 12 respectively lower bound these two component terms for all regimes. We defer their proofs to Appendix B.4.3 and B.4.4, respectively.

LEMMA 11. For  $k \in \{\text{ui}, \text{ke}, \text{id}\}$ :

$$|q_{G_0^k}^\Delta - q_{G_1^k}^\Delta| \geq \begin{cases} \delta_1^{\text{ui}} \cdot \frac{h(M-\lambda)}{b+h} & \text{if } k = \text{ui} \\ \lambda & \text{if } k = \text{ke} \\ H & \text{if } k = \text{id}. \end{cases}$$

LEMMA 12. For  $k \in \{\text{ui}, \text{ke}, \text{id}\}$ :

$$\exp(-d_{KL}(G_1^{k,N} \parallel G_0^{k,N})) \geq \begin{cases} \exp\left(-2N \cdot \frac{(\delta_1^k)^2}{1-\rho}\right) & \text{if } k = \text{ui} \\ \exp\left(-8N \cdot \frac{(\delta^k)^2}{1-\rho}\right) & \text{if } k \in \{\text{ke}, \text{id}\}. \end{cases}$$

Applying these two lemmas to (56), and plugging back into (54) and (55), we obtain:

$$\sup_{G \in \mathcal{G}^k} \mathbb{E}_G \left[ \text{Regret}(q^\pi) - \Delta_G \right] \geq \begin{cases} \frac{1}{4} h(M-\lambda) \delta_0^{\text{ui}} \delta_1^{\text{ui}} \exp\left(-2N \cdot \frac{(\delta_1^{\text{ui}})^2}{1-\rho}\right) & \text{if } k = \text{ui} \\ \frac{1}{4} \lambda(b+h) \delta^{\text{ke}} \exp\left(-8N \cdot \frac{(\delta^{\text{ke}})^2}{1-\rho}\right) & \text{if } k = \text{ke} \\ \frac{1}{4} H(b+h) \delta^{\text{id}} \exp\left(-8N \cdot \frac{(\delta^{\text{id}})^2}{1-\rho}\right) & \text{if } k = \text{id}. \end{cases}$$

For  $\delta_0^{\text{ui}} = \min\left\{\frac{\rho}{2}, \frac{1-\rho}{2}\right\}$  and  $\delta_1^{\text{ui}} = \min\left\{\frac{\rho}{4}, \frac{3\rho-1}{4}, \frac{1}{\sqrt{2 \cdot 2N/(1-\rho)}}\right\}$ , we obtain, for  $k = \text{ui}$ :

$$\begin{aligned} & \sup_{G \in \mathcal{G}^k} \mathbb{E}_G \left[ \text{Regret}(q^\pi) - \Delta_G \right] \\ & \geq \frac{h(M-\lambda)}{8} \min\{\rho, 1-\rho\} \cdot \min\left\{\frac{\rho}{4}, \frac{3\rho-1}{4}, \frac{\sqrt{1-\rho}}{2\sqrt{N}}\right\} \cdot e^{-1/2} \\ & \geq \frac{h(M-\lambda)\sqrt{1-\rho} \min\{\rho, 1-\rho\} \cdot \min\{\rho, 3\rho-1\} \cdot e^{-1/2}}{64\sqrt{N}}, \end{aligned}$$

where the second inequality follows from the fact that  $\min\{x, y\} \geq xy$  for  $x, y \in [0, 1]$ .

For  $\delta^{\text{ke}} = \min\left\{\frac{\rho}{2}, \frac{1-\rho}{2}, \frac{1}{\sqrt{2 \cdot 8N/(1-\rho)}}\right\}$ , we obtain, for  $k = \text{ke}$ :

$$\begin{aligned} & \sup_{G \in \mathcal{G}^k} \mathbb{E}_G \left[ \sup_{F \in \mathcal{F}(\lambda; G)} C_F(q^\pi) - C_F(q_F^*) - \Delta_G \right] \\ & \geq \frac{\lambda(b+h)}{4} \min\left\{\frac{\rho}{2}, \frac{1-\rho}{2}, \frac{1}{4} \sqrt{\frac{1-\rho}{N}}\right\} \cdot e^{-1/2} \\ & \geq \frac{\lambda(b+h)\sqrt{1-\rho} \min\{\rho, 1-\rho\} e^{-1/2}}{32\sqrt{N}}. \end{aligned}$$

Finally, using the same instantiation of  $\delta^{\text{id}}$  as  $\delta^{\text{ke}}$ , and setting  $H = \lambda/2$ , we obtain:

$$\begin{aligned} & \sup_{G \in \mathcal{G}^k} \mathbb{E}_G \left[ \sup_{F \in \mathcal{F}(\lambda; G)} C_F(q^\pi) - C_F(q_F^*) - \Delta_G \right] \\ & \geq \frac{H(b+h)\sqrt{1-\rho} \min\{\rho, 1-\rho\} e^{-1/2}}{32\sqrt{N}} \\ & = \frac{\lambda(b+h)\sqrt{1-\rho} \min\{\rho, 1-\rho\} e^{-1/2}}{64\sqrt{N}}. \end{aligned}$$

□

#### B.4.1. Proof of Lemma 9

*Proof.* We proceed regime-by-regime.

*Case I: Strictly unidentifiable regime.* This follows from the fact that  $G^-(\lambda) < \rho$  for all  $G \in \{G_0^{\text{ui}}, G_1^{\text{ui}}\}$ .

*Case II: Knife-edge regime.* This follows from the fact that  $G_0^{\text{ke},-}(\lambda) < \rho$ , and  $G_1^{\text{ke},-}(\lambda) \geq \rho$ . Moreover, since  $G_1^{\text{ke}}$  is Bernoulli, it must then be that  $q_{G_1^{\text{ke}}}^* = 0$ .

*Case III: Strictly identifiable regime.* This follows from the fact that  $G^-(\lambda) \geq \rho$  for all  $G \in \{G_0^{\text{id}}, G_1^{\text{id}}\}$ . For  $G = G_0^{\text{id}}$ ,  $\mathbb{P}_G(D=0) < \rho$ , which implies that  $q_G^* = H$ . For  $G = G_1^{\text{id}}$ ,  $\mathbb{P}_G(D=0) \geq \rho$ , which implies  $q_G^* = 0$ . □

#### B.4.2. Proof of Lemma 10

*Proof.* We prove the lemma separately for each regime. In all cases, we rely repeatedly on the closed-form characterizations of the minimax risk established in Lemma 2 and Proposition 2, bounding the loss based on the location of  $q^\pi$  relative to  $\lambda$ .

*Case I: Strictly unidentifiable regime.* By Lemma 9, for all  $G \in \{G_0^{\text{ui}}, G_1^{\text{ui}}\}$ ,  $q_G^\Delta = q_G^\dagger$ .

Suppose first that  $q^\pi < \lambda$ . By Lemma 2, we have:

$$\begin{aligned} \sup_{F \in \mathcal{F}(\lambda; G)} C_F(q^\pi) - C_F(q_F^*) &= b(M - q^\pi) + (b+h) \left( q^\pi \mathbb{P}_G(D=0) - M \mathbb{P}_G(D=0) \right) \\ &= (M - q^\pi)(b - (b+h)G^-(\lambda)), \end{aligned}$$

since  $\lambda \in (0, 1)$  and  $G$  is Bernoulli. Subtracting  $\Delta_G = (b - (b+h)G^-(\lambda))(M - q_G^\dagger)$  on both sides, we have:

$$\begin{aligned} \sup_{F \in \mathcal{F}(\lambda; G)} C_F(q^\pi) - C_F(q_F^*) - \Delta_G &= (M - q^\pi)(b - (b+h)G^-(\lambda)) - (b - (b+h)G^-(\lambda))(M - q_G^\dagger) \\ &= (q_G^\dagger - q^\pi)(b - (b+h)G^-(\lambda)) \\ &\geq (q_G^\dagger - q^\pi)(b+h)\delta_0^{\text{ui}}, \end{aligned}$$

where the final inequality follows from the fact that  $G^-(\lambda) \leq \rho - \delta_0^{\text{ui}}$  for  $G \in \{G_0^{\text{ui}}, G_1^{\text{ui}}\}$ , and  $q_G^\dagger \geq \lambda > q^\pi$ .

Consider now the case where  $q^\pi \in [\lambda, q_G^\dagger]$ . By Lemma 2, for  $G^-(\lambda) < \rho$ , we have:

$$\begin{aligned} \sup_{F \in \mathcal{F}(\lambda; G)} C_F(q^\pi) - C_F(q_F^*) - \Delta_G &= (b - (b+h)G^-(\lambda))(M - q^\pi) - (b - (b+h)G^-(\lambda))(M - q_G^\dagger) \\ &= (b - (b+h)G^-(\lambda))(q_G^\dagger - q^\pi) \\ &\geq (b+h)\delta_0^{\text{ui}}(q_G^\dagger - q^\pi), \end{aligned}$$

where again we used the fact that  $G^-(\lambda) \leq \rho - \delta_0^{\text{ui}}$  for  $G \in \{G_0^{\text{ui}}, G_1^{\text{ui}}\}$ .

Finally, if  $q^\pi \in (q_G^\dagger, M]$ , using the alternative representation of  $\Delta_G = h(q_G^\dagger - \lambda)$ , by Lemma 2:

$$\sup_{F \in \mathcal{F}(\lambda; G)} C_F(q^\pi) - C_F(q_F^*) - \Delta_G = h(q^\pi - \lambda) - h(q_G^\dagger - \lambda) = h(q^\pi - q_G^\dagger).$$

Combining the three cases and using the fact that  $\delta_0^{\text{ui}} < 1 - \rho \implies (b+h)\delta_0^{\text{ui}} < h$ , we obtain the lower bound for the strictly unidentifiable regime.

*Case II: Knife-edge regime.* If  $G = G_0^{\text{ke}}$ , since  $G_0^{\text{ke},-}(\lambda) < \rho$ , by the same arguments as above:

$$\sup_{F \in \mathcal{F}(\lambda; G)} C_F(q^\pi) - C_F(q_F^*) - \Delta_G \geq (b+h)\delta^{\text{ke}}|q^\pi - q_G^\dagger|. \quad (57)$$

If  $G = G_1^{\text{ke}}$ , by (53),  $\Delta_G = 0$ , since  $G_1^{\text{ke},-}(\lambda) \geq \rho$  by construction. Moreover, by Lemma 9,  $q_G^\Delta = q_G^* = 0$ .

Suppose first that  $q^\pi < \lambda$ . Applying Proposition 2 to  $G = G_1^{\text{ke}}$ , we have:

$$\begin{aligned} \sup_{F \in \mathcal{F}(\lambda; G)} C_F(q^\pi) - C_F(q_F^*) &= -bq^\pi + (b+h)q^\pi \mathbb{P}_G(D=0) \\ &= -bq^\pi + (b+h)q^\pi(\rho + \delta^{\text{ke}}) \\ &= q^\pi(b+h)\delta^{\text{ke}}, \end{aligned}$$

where the first equality simplified the expression in Proposition 2 using the fact that  $\lambda \in (0, 1)$ , and  $q_G^* = 0$ .

Suppose now that  $q^\pi \geq \lambda$ . Again, by Proposition 2:

$$\begin{aligned} \sup_{F \in \mathcal{F}(\lambda; G)} C_F(q^\pi) - C_F(q_F^*) &= -bq^\pi + (b+h)(q^\pi - \lambda + \lambda \mathbb{P}_G(D=0)) \\ &= hq^\pi - \lambda(b+h)\mathbb{P}_G(D=1) \\ &\geq q^\pi(h - (b+h)(1 - \rho - \delta^{\text{ke}})) \\ &= q^\pi(b+h)\delta^{\text{ke}}. \end{aligned}$$

Hence, in both cases:

$$\sup_{F \in \mathcal{F}(\lambda; G)} C_F(q^\pi) - C_F(q_F^*) \geq (q^\pi - q_G^*)(b+h)\delta^{\text{ke}}. \quad (58)$$

Since  $q_G^\Delta = q_G^\dagger$  for  $G = G_0^{\text{ke}}$ , and  $q_G^\Delta = q_G^*$  for  $G = G_1^{\text{ke}}$ , putting (57) and (58) together we obtain:

$$\sup_{F \in \mathcal{F}(\lambda; G)} C_F(q^\pi) - C_F(q_F^*) - \Delta_G \geq (b+h)\delta^{\text{ke}}|q^\pi - q^\Delta| \quad \forall G \in \{G_0, G_1\}.$$

*Case III: Strictly identifiable regime.* By Lemma 9,  $q_{G_0^{\text{id}}}^\Delta = q_{G_0^{\text{id}}}^* = H$ , and  $q_{G_1^{\text{id}}}^\Delta = q_{G_1^{\text{id}}}^* = 0$ . Moreover, for  $G \in \{G_0^{\text{id}}, G_1^{\text{id}}\}$ ,  $\Delta_G = 0$ , by (53).

Suppose first that  $G = G_0^{\text{id}}$ . By Proposition 2, if  $q^\pi < \lambda$ :

$$\begin{aligned} & \sup_{F \in \mathcal{F}(\lambda; G)} C_F(q^\pi) - C_F(q_F^*) \\ &= b(H - q^\pi) + (b+h) \left( q^\pi \mathbb{P}_G(D=0) + (q^\pi - H) \mathbb{1}\{H \leq q^\pi\} \mathbb{P}_G(D=H) - H \mathbb{P}_G(D=0) \right) \\ &= (H - q^\pi)(b - (b+h) \mathbb{P}_G(D=0)) - (b+h) \mathbb{P}_G(D=H) \mathbb{1}\{H \leq q^\pi\} \\ &= (b+h)(H - q^\pi)(\delta^{\text{id}} - (1 - \rho + \delta^{\text{id}}) \mathbb{1}\{H \leq q^\pi\}) \\ &= (b+h)(1 - \rho)(q^\pi - H) \mathbb{1}\{H \leq q^\pi\} + (b+h)(H - q^\pi) \delta^{\text{id}} \mathbb{1}\{H > q^\pi\} \\ &\geq (b+h)|H - q^\pi| \delta^{\text{id}} = (b+h)|q_G^\Delta - q^\pi| \delta^{\text{id}}, \end{aligned} \quad (59)$$

where the inequality follows from the fact that  $\delta^{\text{id}} < 1 - \rho$ .

If  $q^\pi \geq \lambda$ , on the other hand, by Proposition 2:

$$\begin{aligned} & \sup_{F \in \mathcal{F}(\lambda; G)} C_F(q^\pi) - C_F(q_F^*) \\ &= b(H - q^\pi) + (b+h) \left( q^\pi - \lambda + \lambda \mathbb{P}_G(D=0) + (\lambda - H) \mathbb{P}_G(D=H) - H \mathbb{P}_G(D=0) \right) \\ &= b(H - q^\pi) + (b+h)(q^\pi - H) \\ &= h(q^\pi - H) \\ &\geq (b+h)|H - q^\pi| \delta^{\text{id}} = (b+h)|q_G^\Delta - q^\pi| \delta^{\text{id}}, \end{aligned} \quad (60)$$

where the inequality follows from the fact that  $q^\pi \geq \lambda > H$ , and  $\delta^{\text{id}} < 1 - \rho$ .

Putting (59) and (60) together, we obtain the lower bound for  $G = G_0^{\text{id}}$ .

Suppose now that  $G = G_1^{\text{id}}$ . By Proposition 2, if  $q^\pi < \lambda$ :

$$\begin{aligned} \sup_{F \in \mathcal{F}(\lambda; G)} C_F(q^\pi) - C_F(q_F^*) &= -bq^\pi + (b+h) \left( q^\pi \mathbb{P}_G(D=0) + (q^\pi - H) \mathbb{P}_G(D=H) \mathbb{1}\{H \leq q^\pi\} \right) \\ &= -bq^\pi + (b+h)(q^\pi(\rho + \delta^{\text{id}}) + (q^\pi - H) \mathbb{1}\{H \leq q^\pi\}(1 - \rho - \delta^{\text{id}})) \\ &= (b+h)(q^\pi \delta^{\text{id}} + (q^\pi - H)(1 - \rho - \delta^{\text{id}})) \mathbb{1}\{H \leq q^\pi\} \\ &\quad + (b+h) \delta^{\text{id}} q^\pi \mathbb{1}\{H > q^\pi\} \\ &\geq (b+h) \delta^{\text{id}} q^\pi = (b+h) \delta^{\text{id}} |q^\pi - q_G^\Delta|, \end{aligned} \quad (61)$$

where the inequality follows from the fact that  $\delta^{\text{id}} < 1 - \rho$ .

If  $q^\pi \geq \lambda$ , on the other hand, by Proposition 2:

$$\begin{aligned} \sup_{F \in \mathcal{F}(\lambda; G)} C_F(q^\pi) - C_F(q_F^*) &= -bq^\pi + (b+h) \left[ (q^\pi - \lambda) + \lambda \mathbb{P}_G(D=0) + (\lambda - H) \mathbb{P}_G(D=H) \right] \\ &= hq^\pi - H(b+h)(1 - \rho - \delta^{\text{id}}) \\ &\geq (h - (b+h)(1 - \rho - \delta^{\text{id}}))q^\pi \\ &= (b+h)\delta^{\text{id}}q^\pi = (b+h)\delta^{\text{id}}|q^\pi - q_G^\Delta|, \end{aligned} \quad (62)$$

where the inequality follows from the fact that  $q^\pi \geq \lambda > H$ .

Putting (61) and (62) together, we obtain the lower bound for  $G = G_1^{\text{id}}$ .  $\square$

#### B.4.3. Proof of Lemma 11

*Proof.* We proceed case-by-case.

*Case I: Strictly unidentifiable regime.* By Lemma 9, in this setting, for  $G \in \{G_0^{\text{ui}}, G_1^{\text{ui}}\}$ ,

$$q_G^\Delta = q_G^\dagger = \frac{h\lambda + (b - (b+h)G^-(\lambda))M}{(b+h)(1 - G^-(\lambda))}.$$

As in the proof of Theorem 2, define  $Q_G^\dagger(\cdot)$  as:

$$Q_G^\dagger(x) = \frac{h\lambda + (b - (b+h)x)M}{(b+h)(1-x)}.$$

Recall,  $G_0^{\text{ui},-}(\lambda) = \rho - \delta_0^{\text{ui}}$ , and  $G_1^{\text{ui},-}(\lambda) = \rho - \delta_0^{\text{ui}} - \delta_1^{\text{ui}}$ . Hence, by the mean value theorem, for some  $c \in (\rho - \delta_0^{\text{ui}} - \delta_1^{\text{ui}}, \rho - \delta_0^{\text{ui}})$ :

$$\begin{aligned} Q_G^\dagger(\rho - \delta_0^{\text{ui}}) - Q_G^\dagger(\rho - (\delta_0^{\text{ui}} + \delta_1^{\text{ui}})) &= \delta_1^{\text{ui}} \cdot \left. \frac{dq_G^\dagger}{dx} \right|_{x=c} = \delta_1^{\text{ui}} \cdot \frac{h(\lambda - M)}{(b+h)(1-c)^2} \\ \implies |Q_G^\dagger(\rho - \delta_0^{\text{ui}}) - Q_G^\dagger(\rho - (\delta_0^{\text{ui}} + \delta_1^{\text{ui}}))| &\geq \delta_1^{\text{ui}} \cdot \frac{h(M - \lambda)}{b+h}, \end{aligned} \quad (63)$$

thus providing the bound for the unidentifiable regime.

*Case II: Knife-edge regime.* By Lemma 9, in this setting  $q_{G_0^{\text{ke}}}^\Delta = q_{G_0^{\text{ke}}}^\dagger$ , and  $q_{G_1^{\text{ke}}}^\Delta = q_{G_1^{\text{ke}}}^* = 0$ . Hence:

$$|q_{G_0^{\text{ke}}}^\Delta - q_{G_1^{\text{ke}}}^\Delta| = \frac{h\lambda + (b - (b+h)(\rho - \delta^{\text{ke}}))M}{(b+h)(1 - \rho + \delta^{\text{ke}})} \geq \frac{h\lambda + (b - (b+h)\rho)M}{(b+h)(1 - \rho)} = \lambda,$$

where the inequality follows from the fact that  $Q_G^\dagger(x)$  is decreasing in  $x$ , and  $\rho - \delta^{\text{ke}} \leq \rho$  for all  $\delta \geq 0$ .

*Case III: Strictly identifiable regime.* This follows from the fact that, by Lemma 9,  $q_{G_0^{\text{id}}}^\Delta = H$  and  $q_{G_1^{\text{id}}}^\Delta = 0$ .  $\square$

#### B.4.4. Proof of Lemma 12

*Proof.* Since we are in the uncensored setting and demand samples are drawn i.i.d., we have that  $d_{KL}(G_1^{k,N} \parallel G_0^{k,N}) = Nd_{KL}(G_1^k \parallel G_0^k)$ . Moreover, across all regimes,  $G_0^k$  and  $G_1^k$  are distributions with support over two point masses. Hence, we can use reverse Pinsker's inequality to upper bound the KL divergence from  $G_1^{k,N}$  to  $G_0^{k,N}$  (Sason (2015), Eqn. 10). Namely, for any two distributions  $G_0^k, G_1^k$  with support on the same two point masses  $a$  and  $b$ , with  $a > b$ , we have:

$$d_{KL}(G_1^k \parallel G_0^k) = 2 \cdot \frac{(p-q)^2}{q},$$

where  $p$  and  $q$  respectively denote the mass  $G_1^k$  and  $G_0^k$  place on  $a$ . We apply this to each regime, to obtain:

*Case I: Strictly unidentifiable regime.*

$$\exp(-d_{KL}(G_1^{\text{ui},N} \parallel G_0^{\text{ui},N})) \geq \exp\left(-2N \cdot \frac{(\delta_1^{\text{ui}})^2}{1-\rho+\delta_0^{\text{ui}}}\right) \geq \exp\left(-2N \cdot \frac{(\delta_1^{\text{ui}})^2}{1-\rho}\right).$$

*Case II: Knife-edge regime.*

$$\exp(-d_{KL}(G_1^{\text{ke},N} \parallel G_0^{\text{ke},N})) \geq \exp\left(-2N \cdot \frac{(2\delta^{\text{ke}})^2}{1-\rho+\delta^{\text{ke}}}\right) \geq \exp\left(-8N \cdot \frac{(\delta^{\text{ke}})^2}{1-\rho}\right).$$

*Case III: Strictly identifiable regime.*

$$\exp(-d_{KL}(G_1^{\text{id},N} \parallel G_0^{\text{id},N})) \geq \exp\left(-2N \cdot \frac{(2\delta^{\text{id}})^2}{1-\rho+\delta^{\text{id}}}\right) \geq \exp\left(-8N \cdot \frac{(\delta^{\text{id}})^2}{1-\rho}\right).$$

□

## Appendix C: Computational Experiments: Additional Details

### C.1. Simulation Information

**Computing Infrastructure:** The experiments were conducted on a personal computer with an Apple M2, 8-core processor and 16.0GB of RAM.

### C.2. Synthetic Experiments: Supplemental Results

**C.2.1. Impact of the Observable Boundary.** We report the relative regret versus  $\lambda$  for the uniform, exponential and Poisson distributions, with  $\rho = 0.75$  and  $\rho = 0.98$  in Table 5 and Table 6, respectively. Trends are identical to those identified for  $\rho = 0.9$ . Note that, for  $\rho = 0.98$ , all tested benchmarks exhibit extremely high relative regret in the unidentifiable regime, as the worst-case distribution forces these policies to incur exorbitant underage costs.

**C.2.2. Impact of Demand Variability.** In Table 7 we illustrate the impact of demand variability for additional values of  $\lambda$ , fixing  $\rho = 0.9$ . (Results are identical for  $\rho \in \{0.75, 0.98\}$ .)

When  $\lambda = 59.23$ , the problem is easily unidentifiable across all values of  $\sigma$ . Our algorithm achieves less than 1.5% relative regret in this regime, with all other algorithms achieving over 598% relative regret. When  $\lambda = 177.69$ , on the other hand, the problem is easily identifiable for all values of  $\sigma$ , with RCN achieving a relative regret of less than 0.5% across all such values.

### C.3. Real-World Dataset: Supplemental Results

In Table 8 we report the results for the three sales categories, with  $\rho = 0.75$ . In Table 9 we report results for the Furniture and Technology categories, with  $\rho = 0.98$ . We omit the Office Supplies category here since the problem remains unidentifiable under all values of  $\lambda$ ; as a result, RCN is the only algorithm with competitive performance across any value of  $\lambda$ . We highlight here that many of the policies achieve 0% relative regret in the identifiable regime. This is due to the discreteness of the underlying demand distribution.

$\lambda$	44.50	57.21	69.93		82.64	95.36	108.07	120.79	133.50
True SAA					0.05	0.05	0.11	0.06	0.05
RCN	2.97	4.97	26.11		0.44	0.17	0.18	0.15	0.17
Censored SAA	120.19	68.20	20.72		0.17	0.15	0.16	0.14	0.08
Kaplan-Meier	120.19	68.20	20.72		0.12	0.12	0.14	0.10	0.08
Naive SAA	120.19	74.27	49.04		31.11	24.00	19.43	14.85	12.79
Subsample SAA	136.51	89.23	62.84		26.58	10.49	7.24	6.23	6.16

(a) Uniform,  $q_G^* = 74$ 

$\lambda$	92.07		118.38	144.68	170.99	197.30	223.60	249.91	276.22
True SAA			0.13	0.09	0.13	0.10	0.12	0.12	0.10
RCN	22.76		0.34	0.66	0.26	0.22	0.26	0.22	0.21
Censored SAA	26.86		0.18	0.17	0.17	0.15	0.13	0.16	0.10
Naive SAA	70.50		17.45	12.10	6.89	6.75	4.97	2.95	1.29
Kaplan-Meier	26.86		0.15	0.15	0.17	0.14	0.14	0.14	0.10
Subsample SAA	94.82		23.42	16.62	11.56	9.70	7.49	5.73	4.10

(b) Exponential,  $q_G^* = 110.90$ 

$\lambda$	46	59.14	72.29	85.43		98.57	111.71	124.86	138
True SAA						0.14	0.17	0.12	0.15
RCN	0.00	0.24	1.40	6.78		0.23	0.30	0.27	0.27
Censored SAA	299.99	296.56	218.94	4.39		0.24	0.29	0.22	0.25
Kaplan-Meier	299.99	296.56	218.94	4.39		0.22	0.30	0.25	0.26
Naive SAA	299.99	296.56	218.94	25.57		25.67	24.62	19.42	18.08
Subsample SAA	299.99	298.30	220.92	18.45		0.52	1.09	1.62	1.49

(c) Poisson,  $q_G^* = 86$ 

**Table 5** Relative regret (in %) vs.  $\lambda$  for the different benchmark policies. Here we consider the Uniform, Exponential, and Poisson distributions, with  $N = 500$  and  $\rho = 0.75$ . Values of  $\lambda$  to the left of the thick vertical line correspond to the unidentifiable regime, where we report  $\mathcal{R}^{ui}(q^\pi)$  (Equation (14)); values of  $\lambda$  to the right of the thick vertical line correspond to the identifiable regime, where we report  $\mathcal{R}^{id}(q^\pi)$  (Equation (15)).



$\lambda$	44.50	57.21	69.93	82.64	95.36		108.07	120.79	133.50
True SAA							0.02	0.00	0.06
RCN	1.73	2.72	2.89	5.38	100.31		0.07	0.12	0.27
Censored SAA	2650.91	2000.63	1401.03	750.68	100.97		2.35	1.86	5.15
Kaplan-Meier	2650.91	2000.63	1401.03	750.68	100.88		0.05	0.05	0.16
Naive SAA	2650.91	2000.63	1401.03	750.68	101.36		2.37	2.66	2.70
Subsample SAA	2666.16	2013.52	1418.60	761.82	105.45		0.88	1.34	1.50

(a) Uniform,  $N = 500, \rho = 0.98, q_G^* = 97$ 

$\lambda$	92.07	118.38	144.68	170.99	197.30	223.60	249.91	276.22
True SAA								
RCN	2.82	4.05	4.77	6.04	70.67	162.63	118.47	58.80
Censored SAA	1481.86	1038.19	719.58	489.98	324.29	205.83	123.88	71.38
Naive SAA	1481.86	1038.19	719.58	489.98	324.29	206.27	135.84	168.74
Kaplan-Meier	1481.86	1038.19	719.58	489.98	324.29	205.83	120.25	60.88
Subsample SAA	1524.92	1089.74	787.79	576.50	434.75	361.84	352.34	564.46

(b) Exponential,  $N = 500, \rho = 0.98, q_G^* = 312.96$ 

$\lambda$	46	59.14	72.29	85.43	98.57		111.71	124.86	138
True SAA							0.60	0.72	0.48
RCN	0.00	0.19	1.03	3.68	15.59		1.00	1.11	1.01
Censored SAA	4899.93	4857.05	3887.40	1226.31	16.22		2.49	4.16	8.37
Kaplan-Meier	4899.93	4857.05	3887.40	1226.31	16.16		0.99	1.08	0.89
Naive SAA	4899.93	4857.05	3887.40	1226.31	24.02		7.76	7.49	6.71
Subsample SAA	4899.93	4867.55	3891.91	1228.74	25.67		1.37	1.69	2.39

(c) Poisson,  $N = 500, \rho = 0.98, q_G^* = 99$ 

**Table 6** Relative regret (in %) vs.  $\lambda$  for the different benchmark policies. Here we consider the Uniform, Exponential, and Poisson distributions, with  $N = 500$  and  $\rho = 0.98$ . Values of  $\lambda$  to the left of the thick vertical line correspond to the unidentifiable regime, where we report  $\mathcal{R}^{ui}(q^\pi)$  (Equation (14)); values of  $\lambda$  to the right of the thick vertical line correspond to the identifiable regime, where we report  $\mathcal{R}^{id}(q^\pi)$  (Equation (15)).

$\lambda$	59.23						177.69				
$\sigma$	20	25	30	35	40		20	25	30	35	40
True SAA							0.16	0.21	0.12	0.13	0.10
RCN	0.91	1.13	1.36	1.40	1.33		0.37	0.33	0.32	0.28	0.24
Censored SAA	750.52	696.76	655.53	623.38	598.40		0.30	0.38	0.46	0.38	0.39
Kaplan-Meier	750.52	696.76	655.53	623.38	598.40		0.27	0.27	0.28	0.26	0.19
Naive SAA	750.52	696.76	655.53	623.38	598.40		7.33	8.62	8.10	8.78	10.63
Subsample SAA	755.96	703.74	664.69	634.58	611.86		2.75	3.31	2.66	3.99	4.66

**Table 7** Relative regret (in %) vs.  $\sigma$  for the different benchmark policies for the truncated normal distribution depicted in Figure 6, with  $N = 500$ ,  $\rho = 0.9$ , and  $\lambda \in \{59.23, 177.69\}$ . At  $\lambda = 59.23$ , the problem is unidentifiable for all values of  $\sigma$ ; here we report  $\mathcal{R}^{ui}(q^\pi)$  (Equation (14)). At  $\lambda = 177.69$ , the problem is identifiable for all values of  $\sigma$ ; here we report  $\mathcal{R}^{id}(q^\pi)$  (Equation (15)).

$\lambda$	1	2	3	4	5	6	7	8	9	10	11	12	13	14	15
True SAA				0.0	0.0	0.0	0.0	0.0	0.0	0.0	0.0	0.0	0.0	0.0	0.0
RCN	0.0	2.7	9.0	6.5	0.1	0.1	0.2	0.1	0.1	0.0	0.0	0.1	0.0	0.2	0.0
Censored SAA	300.0	141.3	40.5	0.0	0.1	0.0	0.2	0.1	0.0	0.0	0.1	0.0	0.0	0.0	0.0
Kaplan-Meier	300.0	141.3	40.5	7.2	7.2	7.0	5.2	3.9	4.1	3.0	2.9	1.0	1.5	1.1	0.8
Naive SAA	300.0	141.3	46.9	17.7	17.7	12.4	9.0	4.2	4.9	3.7	3.2	0.0	0.0	0.0	0.0
Subsample SAA	300.0	151.8	46.9	17.7	11.2	10.1	7.1	7.8	7.6	4.9	5.7	2.5	3.7	2.8	1.8

(a) Furniture,  $q_G^* = 3$ 

$\lambda$	1	2	3	4	5	6	7	8	9	10	11	12	13	14	15
True SAA								0.1	0.1	0.1	0.1	0.1	0.1	0.1	0.1
RCN	0.0	1.0	1.3	2.9	4.8	6.1	24.7	1.4	1.0	0.3	0.4	0.3	0.3	0.4	0.3
Censored SAA	300.0	244.0	178.6	129.2	86.5	51.5	17.8	0.2	0.4	0.3	0.3	0.2	0.2	0.2	0.1
Kaplan-Meier	300.0	244.0	178.6	129.2	86.5	51.5	17.6	0.8	0.9	1.0	0.9	0.9	0.8	0.8	0.6
Naive SAA	300.0	244.0	178.6	129.3	95.4	72.3	73.9	24.7	24.5	19.6	17.7	12.4	13.1	10.9	7.2
Subsample SAA	300.0	259.0	191.2	147.6	109.5	84.4	77.8	26.2	20.9	16.1	13.5	10.5	8.3	7.8	5.6

(b) Office Supplies,  $q_G^* = 7$ 

$\lambda$	1	2	3	4	5	6	7	8	9	10	11	12	13	14	15
True SAA				0.0	0.0	0.0	0.0	0.0	0.0	0.0	0.0	0.0	0.0	0.0	0.0
RCN	0.0	2.6	22.4	1.9	0.0	0.0	0.0	0.0	0.0	0.1	0.0	0.0	0.0	0.0	0.1
Censored SAA	300.0	126.1	26.0	0.0	0.0	0.0	0.0	0.0	0.0	0.0	0.0	0.0	0.0	0.0	0.0
Kaplan-Meier	300.0	126.1	26.0	3.7	4.7	4.4	4.6	1.6	1.6	1.3	1.5	0.7	0.3	0.7	0.9
Naive SAA	300.0	126.1	31.7	12.3	12.3	8.9	6.3	2.7	2.1	2.6	1.7	0.0	0.0	0.0	0.0
Subsample SAA	300.0	136.0	31.7	12.3	10.2	8.3	7.5	6.0	7.1	6.0	5.4	3.7	3.3	3.1	2.5

(c) Technology,  $q_G^* = 3$ 

**Table 8** Relative regret (in %) vs.  $\lambda$  for the three categories in the SuperStore dataset (Sahoo 2023). Here, we take  $N = 500$  and  $\rho = 0.75$ . Values of  $\lambda$  to the left of the thick vertical line correspond to the unidentifiable regime, where we report  $\mathcal{R}^{ui}(q^\pi)$  (Equation (14)); values of  $\lambda$  to the right of the thick vertical line correspond to the identifiable regime, where we report  $\mathcal{R}^{id}(q^\pi)$  (Equation (15)).

$\lambda$	1	2	3	4	5	6	7	8	9	10	11	12	13	14	15
True SAA								1.1	1.0	1.2	1.2	1.1	0.9	1.1	1.0
RCN	0.0	1.5	2.6	5.1	14.8	163.3	14.0	4.5	16.1	2.0	1.7	1.7	1.6	1.7	1.4
Censored SAA	4900.0	2916.0	1656.0	926.2	458.7	168.4	17.7	3.4	4.3	5.5	5.7	5.2	5.2	2.1	6.9
Kaplan-Meier	4900.0	2916.0	1656.0	926.2	458.7	168.0	14.7	3.2	3.3	2.9	3.2	2.5	2.5	2.4	2.0
Naive SAA	4900.0	2916.0	1656.0	926.2	458.7	169.9	24.1	5.3	3.9	5.7	4.1	4.3	3.7	3.0	3.2
Subsample SAA	4900.0	3047.1	1735.8	975.1	486.7	182.4	56.2	13.7	4.9	4.6	3.2	3.2	3.7	2.9	3.3

(a) Furniture,  $q_G^* = 7$ 

$\lambda$	1	2	3	4	5	6	7	8	9	10	11	12	13	14	15
True SAA							0.4	0.4	0.2	0.3	0.4	0.4	0.3	0.6	0.5
RCN	0.0	1.9	3.8	5.9	30.3	35.7	5.3	18.4	25.0	1.7	0.5	0.7	1.3	0.8	0.8
Censored SAA	4900.0	2726.6	1475.1	760.8	370.1	114.2	2.7	5.8	6.1	6.6	7.0	2.2	7.4	3.0	2.9
Kaplan-Meier	4900.0	2726.6	1475.1	760.8	370.1	113.7	2.6	3.1	2.8	3.8	3.0	2.6	3.4	3.3	2.4
Naive SAA	4900.0	2726.6	1475.1	760.8	370.1	118.3	10.6	9.1	9.5	9.1	7.3	3.9	5.3	3.1	2.9
Subsample SAA	4900.0	2849.5	1546.7	801.8	393.6	125.3	11.6	10.1	7.0	6.9	5.3	5.2	4.7	3.3	3.2

(b) Technology,  $q_G^* = 6$ 

**Table 9** Relative regret (in %) vs.  $\lambda$  for the Furniture and Technology categories in the SuperStore dataset (Sahoo 2023). Here, we take  $N = 500$  and  $\rho = 0.98$ . Values of  $\lambda$  to the left of the thick vertical line correspond to the unidentifiable regime, where we report  $\mathcal{R}^{ui}(q^\pi)$  (Equation (14)); values of  $\lambda$  to the right of the thick vertical line correspond to the identifiable regime, where we report  $\mathcal{R}^{id}(q^\pi)$  (Equation (15)).