

Chaos Engineering: A Multi-Vocal Literature Review

JOSHUA OWOTOGBE, INDIKA KUMARA, and WILLEM-JAN VAN DEN HEUVEL, Jheronimus Academy of Data Science, Netherlands and Tilburg University, Netherlands

DAMIAN ANDREW TAMBURRI, Jheronimus Academy of Data Science, Netherlands and University of Sannio, Italy

Organizations, particularly medium and large enterprises, typically today rely heavily on complex, distributed systems to deliver critical services and products. However, the growing complexity of these systems poses challenges in ensuring service availability, performance, and reliability. Traditional resilience testing methods often fail to capture modern systems' intricate interactions and failure modes. Chaos Engineering addresses these challenges by proactively testing how systems in production behave under turbulent conditions, allowing developers to uncover and resolve potential issues before they escalate into outages. Though chaos engineering has received growing attention from researchers and practitioners alike, we observed a lack of a comprehensive literature review. Hence, we performed a Multivocal Literature Review (MLR) on chaos engineering to fill this research gap by systematically analyzing 88 academic and grey literature sources published from January 2019 to April 2024. We first used the selected sources to derive a unified definition of chaos engineering and to identify key capabilities, components, and adoption drivers. We also developed a taxonomy for chaos engineering and compared the relevant tools using it. Finally, we analyzed the state of the current chaos engineering research and identified several open research issues.

CCS Concepts: • **Software and its engineering** → **Software testing and debugging**.

Additional Key Words and Phrases: Chaos Engineering, Fault Injection, Distributed System, Resilience, Multivocal Literature Review, Microservice

ACM Reference Format:

Joshua Owotogbe, Indika Kumara, Willem-Jan van den Heuvel, and Damian Andrew Tamburri. 2024. Chaos Engineering: A Multi-Vocal Literature Review. 1, 1 (December 2024), 35 pages. <https://doi.org/10.1145/nnnnnnn.nnnnnnn>

1 Introduction

Cloud-based applications are being adopted across various domains, including healthcare, finance, construction, education, and defense [6, 16, 37]. While cloud computing promises to offer benefits such as cost savings, flexibility, and faster time to market [24], the growing complexity of cloud infrastructure poses a significant challenge to maintaining dependable systems, leading to an increased risk of technical failures and costly downtime [5, 103, 159, 177]. The consequences of these failures can be severe, as seen in significant financial losses incurred for companies, including the 2007-2013 outages of 38 cloud service providers, resulting in \$669 million in losses, and Facebook's six-hour outage in 2021, which resulted in an estimated \$160 million loss for the global economy [62]. The 2017 ITIC (Information Technology Intelligence Consulting) survey also reported that 98% of organizations experienced downtime with financial losses exceeding \$100,000 per hour [74].

An effective approach to overcoming the challenges of ensuring reliable and resilient cloud-based systems is chaos engineering, which proactively tests system resilience by introducing controlled failures into production environments [17, 45, 127]. This approach was pioneered by Netflix in 2008 to fortify its video streaming infrastructure. Since then, chaos engineering has grown and extended its influence, evolving from its original focus on cloud services and microservice architecture to broader applications across industries [11]. Today, this approach is widely employed in critical sectors like fintech and healthcare, with major technology companies such as LinkedIn, Facebook, Google, Microsoft, Amazon, Slack, and others adopting it to enhance their system resilience, improve customer experience, and drive business growth. [5, 11, 21, 45, 74, 129, 142].

Figure 1 illustrates chaos engineering's adoption through Moore's 'Crossing the Chasm' model [115]. Adoption begins with Innovators (early risk-takers) and Early Adopters (those seeking competitive advantage), followed by the Early Majority (who adopt once proven), the Late Majority (who wait until widely supported), and finally, Laggards (the last to adopt, often only when essential). The critical hurdle, Moore's Chasm, is where many approaches fail due to complexity and unclear benefits. Crossing this chasm leads to mainstream adoption and integration across the SDLC (Software Development Lifecycle) and industries [116].

Authors' Contact Information: Joshua Owotogbe, j.s.owotogbe@tilburguniversity.edu; Indika Kumara, i.p.k.weerasinghadewage@tilburguniversity.edu; Willem-Jan van den Heuvel, w.j.a.m.vdnHeuvel@tilburguniversity.edu, Jheronimus Academy of Data Science, 's-Hertogenbosch, North Brabant, Netherlands and Tilburg University, Tilburg, North Brabant, Netherlands; Damian Andrew Tamburri, datamburri@unisannio.it, Jheronimus Academy of Data Science, 's-Hertogenbosch, North Brabant, Netherlands and University of Sannio, Benevento, Benevento, Italy.

2024. Manuscript submitted to ACM

Manuscript submitted to ACM

1

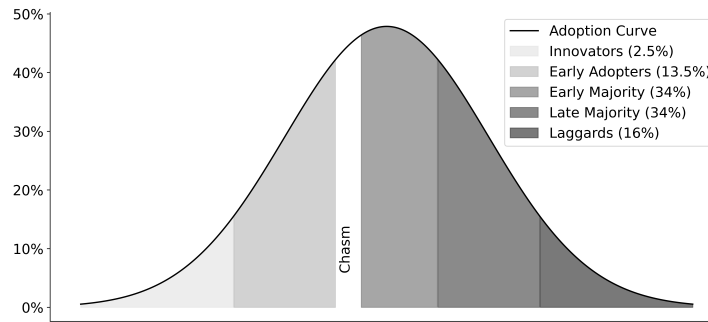


Fig. 1. Chaos Engineering in the Context of Geoffrey Moore's Technology Adoption Lifecycle Model from Crossing the Chasm [116].

We observed many researchers and practitioners have explored chaos engineering in various contexts, discussing its implementations and challenges through research papers and grey literature such as online blogs, technical papers, and forums. However, despite its increasing adoption, much of the existing knowledge remains dispersed across the literature. To the authors' best understanding, no secondary research has been published to synthesize this scattered information, such as comprehensive reviews or survey papers. Hence, to address this research gap, in this paper, we present a Multivocal Literature Review (MLR) [55] on chaos engineering, synthesizing a broad spectrum of perspectives from academic and grey literature sources. Unlike traditional Systematic Literature Reviews (SLRs), which often overlook grey literature, an MLR includes insights from peer-reviewed academic studies alongside industry reports, technical blogs, and white papers [54, 55]. In particular, as chaos engineering emerged from the industry and most tools are from the industry, the grey literature is a highly relevant and valuable source of information.

In this MLR, we selected and analyzed 88 sources, spanning academic and grey literature sources. Our findings provide a detailed overview of chaos engineering, including its core principles, quality requirements, and foundational components defined by researchers and industry experts. We also examine the motivations behind adopting chaos engineering, the specific resilience challenges it addresses, and the practices and evaluation methods that support its effective implementation. Additionally, we introduce a taxonomy that can help practitioners and decision-makers make informed decisions when comparing and selecting chaos engineering tools. By analyzing the benefits and shortcomings of current approaches in the chaos engineering domain, this MLR contributes to a thorough understanding of chaos engineering and provides guidelines for future studies to advance this critical field.

The remainder of the paper is organized as follows. Section 2 presents the research methodology used in this study, while Section 3 provides a comprehensive definition of chaos engineering, along with its functionalities, quality requirements, and core components. Section 4 focuses on the motivations for chaos engineering and the specific challenges it addresses. Section 5 introduces a taxonomy of chaos engineering, covering tools, practices, and evaluation methods within the field. Section 6 examines the current state of chaos engineering in research and industry. Section 7 discusses the implications of our findings, highlighting key insights, identifying open issues, and addressing potential threats to validity. Finally, Section 8 summarizes the related literature surveys, and Section 9 concludes the paper.

2 Research Methodology

We employed the guidelines proposed by Garousi et al. [55] to systematically collect and analyze multivocal literature on chaos engineering. We also drew methodological inspiration from other multivocal literature reviews, such as Buck et al. [22] and Islam et al. [75]. Figure 2 illustrates our MLR methodology, comprising several steps divided into three phases: planning and designing the review protocol, executing the review, and documenting the findings. The remainder of this section provides a detailed discussion of each step.

2.1 Research Identification

We employed a search strategy to identify appropriate literature grounded in a series of research questions in Table 1. The first three questions cover the various aspects of chaos engineering, including its definitions, key features, benefits, challenges, use cases, tools and techniques, and best and bad practices. The final question provides an overview of the present landscape of chaos engineering literature.

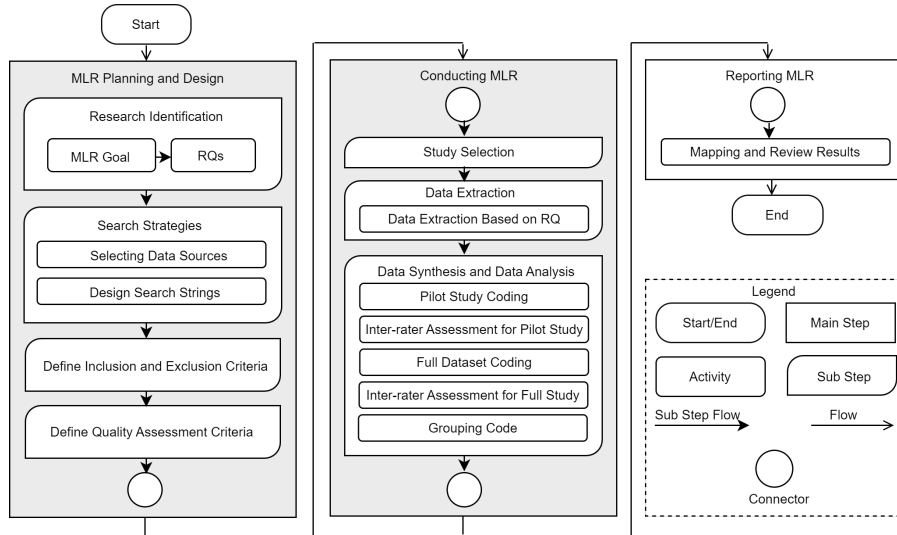


Fig. 2. Overview of the MLR Process[75].

Table 1. Research Questions and Motivation

Research Questions	Motivation
<p>RQ1. How is chaos engineering defined in the literature? <i>RQ1.1.</i> Which core principles and primary functionalities are most commonly associated with chaos engineering? <i>RQ1.2.</i> What are the core components of a chaos engineering platform, and how do they support its core functions? <i>RQ1.3.</i> What quality requirements are essential for an effective chaos engineering platform, and how are they quantified?</p>	<p>This question clarifies the definition of chaos engineering, exploring its core principles, key components, and quality requirements. These elements build a foundation for understanding, implementing, and evaluating chaos engineering solutions.</p>
<p>RQ2. What challenges does chaos engineering intend to solve?</p>	<p>This question helps identify key challenges, guiding organizations to areas where chaos engineering can best enhance resilience and reliability.</p>
<p>RQ3. What kinds of solutions have been proposed for chaos engineering? <i>RQ3.1.</i> What tools and techniques are utilized, proposed, designed, and implemented by researchers and practitioners? <i>RQ3.2.</i> What best and bad practices are documented in adopting chaos engineering? <i>RQ3.3.</i> How are the chaos engineering approaches evaluated?</p>	<p>This question examines the tools and techniques in chaos engineering, highlighting key practices, common pitfalls, and methods for evaluating and enhancing solutions across various contexts.</p>
<p>RQ4. What is the state of chaos engineering in research and industry? <i>RQ4.1.</i> What is the extent and diversity of research conducted on chaos engineering, and what trends can be observed over time? <i>RQ4.2.</i> Who are the thought leaders and key contributors in the field of chaos engineering, and what intersections of thought do they represent?</p>	<p>Exploring this question allows us to assess the growth and direction of chaos engineering, highlighting current trends, influential contributors, and areas that need further exploration, ensuring continued advancement in the field.</p>

2.2 Search Strategy

This section outlines the search strategy, detailing the data sources, queries, and the complete search process.

2.2.1 Sources of data. We conducted automated searches in four major digital libraries—Scopus, IEEE Xplore, ACM Digital Library, and Web of Science—using both peer-reviewed scholarly articles and grey literature as sources. These libraries serve as primary sources for software engineering studies [33]. We performed multi-keyword searches targeting titles, abstracts, and keywords for papers published between January 2019 and April 2024. Additionally, Google Scholar was used to pinpoint any relevant literature that was not included in the previous searches. We used Google Search for grey literature, similar to other multi-vocal literature reviews (MLRs) [53, 56, 75].

2.2.2 *Search Terms.* Following the SLR guidelines [91], we constructed search terms based on the research questions. The first two authors tested the search strings to assess their applicability for addressing the defined research questions. Multiple pilot searches were conducted to refine the search terms, ensuring the inclusion of all relevant papers—boolean operators (AND, OR) combined keywords, synonyms, and related concepts. Table 4 shows the final search strings used across the four digital libraries. We adapted and applied the Google Search search string “(Chaos AND Engineering)” for grey literature to capture relevant non-peer-reviewed sources.

2.3 Eligibility Criteria

Following some existing MLR studies [23, 55, 75], we applied a specific set of inclusion and exclusion criteria, as detailed in Table 2

Table 2. Inclusion and Exclusion Criteria.

Inclusion Criteria	Exclusion Criteria
IC1: Articles must be in English and be readily accessible in full text.	EC1: Short articles or brief papers (less than six pages).
IC2: Articles must include robust validation methods, including working prototypes or tools with proper references, especially for grey sources.	EC2: Articles that lack the relevant focus on chaos engineering.
IC3: Articles that report practices and challenges in implementing chaos engineering, including case studies, best practices, or guidelines.	EC3: Articles that predominantly discuss physical infrastructure or purely hardware aspects without direct connection to chaos engineering.
IC4: Articles that provide insights into the trends and evolution of chaos engineering practice.	EC4: Studies enhancing specific algorithms or features of a single tool without a broader chaos engineering context unless they provide insights into the field’s evolution or state of tools.
IC5: Articles that identify key contributors and diverse perspectives within chaos engineering.	EC5: Duplicate articles from all sources.
IC6: Articles must cover all identified phases of the chaos engineering pipeline, ensuring a holistic view of the field.	EC6: Articles lacking empirical evidence or practical applications to support theoretical propositions.

2.4 Study Selection

The libraries’ advanced query modes were used to maximize search coverage. The search was conducted in April 2024, and the results were saved in BibTeX and CSV formats. Duplicates were removed before proceeding with further analysis. Figure 3 illustrates the selection process for academic and grey literature, showing the databases searched and the number of selected papers at each stage. Different approaches were followed to select grey and academic literature.

2.4.1 *Academic Literature Selection.* Searches in Scopus, IEEE Xplore, ACM DL, and Web of Science yielded 1,290 papers. After duplicate removal, 222 unique papers remained. Applying the inclusion and exclusion criteria, the selection was narrowed to 42 relevant papers. An additional search was conducted using Google Scholar, which added two more papers to the final count, bringing the total to 44 papers.

Table 3. Criteria for Qualitative Assessment of Grey Literature.

Criteria	Questions
Authority	(Q1). Is the organization publishing the work credible? (Q2). Are there other publications by the author in this domain of study? (Q3). How closely is the author connected to a reputable institution?
Methodology	(Q4). Is the objective of the source evident and well-stated? (Q5). Can the author be considered an expert in this field?
Date	(Q6). Is the publication date of the source within the past five years?

2.4.2 *Grey Literature Selection.* We followed the approach of other multi-vocal and grey literature reviews [23, 53, 55, 56, 75] and used Google Search to gather grey literature. As described by these reviews, we examined the first ten pages of results, as this was deemed sufficient to identify the most pertinent literature since Google’s algorithm emphasizes the most relevant results on the first pages [75, 157, 173]. We continued scanning further only if necessary, stopping when no relevant new

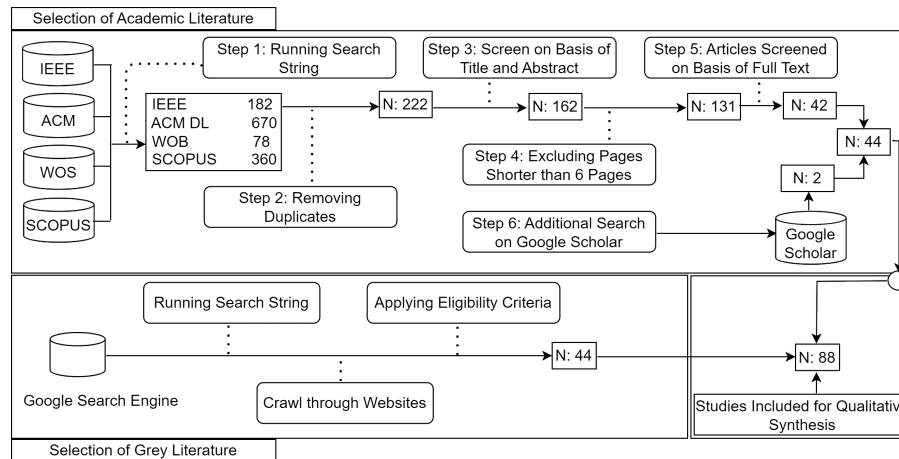


Fig. 3. MLR Study Selection Process.

Table 4. Search Strings and Results.

Search Strings	ACM DL	IEEE Xplore	Scopus	Web of Science	Total
"chaos engineering" OR "chaos test" OR "chaos experiment" OR "chaos toolkit" OR "chaos platform" OR "chaos mesh" OR "chaos integration" OR "chaos architecture" OR "chaos infrastructure" OR "chaos injection" OR "chaos tool"	95	63	121	47	326
"chaos engineering" AND ("trends" OR "developments" OR "progression")	29	0	17	0	46
"chaos engineering" AND ("leader" OR "pioneer" OR "expert" OR "contributor")	35	3	4	0	42
"chaos engineering" AND ("phases" OR "stages" OR "steps" OR "pipeline")	62	5	11	0	78
"chaos engineering" AND ("challenges" OR "issues" OR "problems")	79	16	34	4	133
"chaos engineering" AND ("applications" OR "benefits")	77	20	37	8	142
"chaos engineering" AND ("solutions" OR "approaches" OR "methods")	72	20	55	4	151
"chaos engineering" AND ("tools" OR "techniques")	79	24	36	8	147
"chaos engineering" AND ("best practices" OR "bad practices" OR "implementation" OR "Culture")	68	8	16	5	97
"chaos engineering" AND ("evaluation" OR "metrics")	75	24	26	3	128
Total	671	183	357	79	1290

articles appeared [75]. To avoid bias, we searched in incognito mode, following the recommendations of Rahman et al. [137]. We incorporated additional quality assessment criteria beyond the inclusion and exclusion criteria, as outlined in Table 3. We picked six key criteria: the credibility of the publishing organization (Q1), the author's prior publications in the field (Q2), the author's institutional affiliation (Q3), clarity of purpose (Q4), the author's expertise (Q5), and recency of the source (Q6). The responses to these criteria were classified as 'Yes' (1), 'Partly' (0.5), and 'No' (0), with scores assigned accordingly for each category. These criteria were adapted from prior studies on grey and multi-vocal literature reviews [23, 99, 157], ensuring a thorough evaluation of the sources. As a result, we selected 44 documents, contributing to 88 unique articles (Figure 3) for extracting and synthesizing data. Table 5 illustrates the selected sources' distribution across various venues.

2.5 Data Extraction, Synthesis, and Analysis

In alignment with the MLR process, we read and assessed the selected papers, extracting and summarizing data to address our research questions.

Table 5. Selected Study for Data Synthesis and Qualitative Evaluation.

Academic Literature	Grey Literature	
	Websites & Blogs	Whitepaper
[5, 14, 15, 27, 28, 30, 31, 36, 40, 47–50, 73, 79, 80, 85, 88, 92, 93, 105, 106, 108, 119, 122, 123, 128, 133–135, 141, 152, 154, 156, 158, 168, 169, 175, 187, 188, 190, 191] = 44	[1, 2, 8, 10, 11, 17, 18, 21, 35, 41, 42, 45, 60–62, 67, 69, 74, 77, 83, 86, 95–97, 101, 102, 107, 111, 113, 114, 121, 124, 129, 142, 147, 149, 167, 174, 176, 180, 186] = 41	[127, 160, 166] = 3

2.5.1 Data Extraction. To systematically collect essential details, such as author names, paper titles, publication venues, and years, we used a structured data extraction form based on guidelines from Kitchenham et al. [90] and Garousi and Felderer [52]. This information was organized in a spreadsheet.

2.5.2 Synthesis and Analysis. We applied thematic analysis to synthesize insights across our research questions, ensuring that coding remained objective and independent of the data extraction structure or biases [161]. Full papers were subsequently imported into ATLAS.ti, a qualitative data analysis tool that allowed for direct text coding. This process adhered to established thematic analysis steps [20], providing consistency and depth in our approach. We used a step-by-step approach to systematically identify codes, clusters, and classifications related to our research questions [99]:

- **Familiarization with the Data:** We began by reading the selected papers to understand the data comprehensively, enabling us to identify the key elements relevant to our research questions.
- **Pilot Study:** We randomly selected twenty sources for initial analysis, with the first two authors of the paper independently analyzing each to establish preliminary codes using structural and descriptive coding approaches [145]. This phase involved creating codes by conceptualizing information related to the research questions. Through iterative review and refinement, researchers adjusted codes to clarify emerging theories and form thematic clusters.
- **Inter-Rater Consensus Analysis for the Pilot Study:** After finalizing the coding process, the first two authors of the paper conducted an inter-rater review, assessing each other’s codes to establish consensus on naming, types, and categorization. This collaborative effort helped to refine codes and maintain their consistency.
- **Complete Dataset Coding:** The remaining sources were subsequently coded based on the agreement reached during the pilot study. The first author of this paper conducted this step, and the second author reviewed the resulting codes.
- **Inter-Rater Consensus Analysis for the Complete Study:** After completing the individual coding, we performed a final inter-rater assessment to ensure the coding aligned with the established framework. Any discrepancies were discussed and resolved.
- **Generating the report:** The results of this thematic analysis are presented in Sections 3, 4, 5, 6 and 7.

2.6 Replication Package

For the validation and reproducibility of this work, we have provided an extensive replication package online¹. This package includes the complete compilation of sources, search queries, and thematic analysis performed using Atlas.ti² (such as codes, groupings, quotations, and analyses).

3 Chaos Engineering: Definitions, Functionaries, and Elements (RQ1)

This section first examines practitioners’ definitions of chaos engineering. Next, it describes the phases, functional requirements, and non-functional requirements of chaos engineering. Finally, it identifies the main functional components of chaos engineering.

3.1 Definitions

Chaos engineering is a growing practice, but its definition remains inconsistent. Hence, we aim to establish a clear and shared definition by analyzing those proposed by different sources. Originally developed at Netflix, chaos engineering focuses on intentionally introducing faults within a system to assess and enhance its robustness [40, 47, 168, 169]. However, confusion often arises when distinguishing chaos engineering from traditional testing practices. While conventional testing remains vital, chaos engineering should be seen as a complement rather than a replacement [67]. Traditional testing and monitoring are crucial, yet they may not be sufficient to expose all possible failure modes in complex systems. Chaos engineering mitigates

¹<https://drive.google.com/drive/folders/1wOu11B9wsxK7cQKzPL63GAjD9UiiF0s?usp=sharing>

²<https://atlasti.com/>

Table 7. Principles and Measurement Metrics

Principle	Description	Articles Referenced
Establish Steady State	Understand the system’s normal behavior and hypothesize how it will handle chaos (real-world disruptive incidents/failures).	[1, 11, 14, 15, 18, 21, 35, 36, 40, 45, 47–49, 61, 62, 67, 74, 77, 79, 86, 88, 93, 95, 97, 102, 106, 107, 119, 122, 127, 129, 133, 147, 152, 154, 168, 180, 190, 191]
Setup Monitoring Infrastructure	Set up tools to monitor the system for deviations from its normal behavior during controlled experiments.	[1, 11, 21, 61, 67, 74, 88, 106, 122, 123, 129, 133, 134, 147, 152, 154, 180, 188, 190]
Conduct Chaos Experiments	Design and execute experiments to simulate real-world failures.	[1, 11, 15, 21, 40, 45, 47, 61, 62, 74, 77, 79, 88, 106, 107, 119, 127, 129, 133, 142, 152, 168, 190]
Test and Refine	Review results, apply improvements, and repeat to boost resilience.	[11, 14, 21, 35, 47, 61, 67, 74, 79, 95, 129, 142, 147, 152, 167, 168, 180, 186, 190]
Grow Blast Radius	Gradually expand experiments to test increasingly complex systems and environments.	[11, 45, 49, 61, 67, 73, 74, 77, 79, 88, 95, 106, 107, 119, 122, 133, 134, 147, 152, 154, 167, 168, 180, 190, 191]
Expand to Production	Run experiments in production to build confidence in the system’s ability to endure adverse real-world events.	[45, 93, 96, 113, 124, 128, 133, 152]

3.2.1 Experimentation Hub. Experimentation is a crucial aspect of a chaos engineering platform, allowing users to meticulously plan and seamlessly conduct chaos experiments [1, 86, 97]. In this phase, users first define the scope, targets, and parameters of chaos experiments with precision, ensuring a clear focus for testing [21, 36, 83, 86, 95, 168, 186]. The next step is to establish the steady state of the system - baseline performance metrics and normal behavior - which serves as a reference point for evaluating the impact of disruptions [49, 79, 93, 154]. Based on this steady state, users form hypotheses about how the system will behave under stress, guiding both the design of experiments and the setting of resilience expectations [40, 47, 95, 180, 190]. Once the experiment is defined, the chaos engineering platform injects faults, such as network latency, packet loss, or server failures. This enables users to assess the weaknesses and operational readiness of a system by evaluating its fault handling capabilities [31, 47, 95, 191]. As these faults are injected and system behavior is observed, careful planning and execution help chaos experiments effectively identify and address system vulnerabilities, ultimately strengthening overall resilience [35, 122].

3.2.2 Collaborative Workflow Management. Chaos engineering is a collaborative practice that brings together stakeholders such as developers, testers, operations teams, and security experts. These individuals must work closely to design, execute, and analyze experiments to identify system vulnerabilities. Through effective collaborative workflow management, teams can maintain clear communication, coordinate tasks efficiently, and ensure that all parties are informed throughout the experimentation process [41, 67, 154].

Facilitating Team Communication and Coordination. Chaos engineering relies on continuous communication between relevant parties to ensure alignment with the objectives of the experiment and the expected results [61]. By forming cross-functional working groups, participants can discuss scenarios, hypothesize outcomes, and maintain a shared understanding of the objectives of the experiment. This approach ensures that everyone stays coordinated and clear on their roles during the execution and analysis phases. For example, in a simulated database failure, developers can focus on diagnosing and resolving the issue while the operations group works to reroute traffic and maintain service availability. At the same time, security experts assess the potential vulnerabilities that the failure exposes, and testers verify the system response to failures [129]. This collaborative process helps avoid information silos and supports collective learning, leading to better preparation for future incidents [67, 83].

Notify Stakeholders about Experiment Progress. Keeping stakeholders informed about the status of the chaos engineering experiment is crucial to transparency and effective decision making. First, well-designed notification systems trigger alerts based on anomalies, such as unexpected error rates or system performance changes [21]. Then, these alerts are automatically sent to stakeholders through integrated notification features. These alerts enable quick issue communication and prompt responses to performance degradation or system instability. In addition, they provide real-time insight into system behaviors, facilitating adjustments during the experiment. Finally, this continuous feedback loop refines the monitoring systems and improves incident preparedness through improved alert accuracy [149].

Maintain Documentation and Knowledge Repositories. Building a consistent knowledge base for future reference is essential for the long-term success and continuous improvement of chaos engineering practices [83, 174]. By maintaining detailed records of experiment scenarios, findings, and recommendations, organizations create a valuable foundation for troubleshooting and informed decision-making [62, 83]. This process should include standardized templates for experiments and comprehensive postmortem reports, ensuring that the documentation is consistent and thorough [154]. A well-organized knowledge base preserves essential information and fosters a deeper understanding of system behavior under stress [61]. These insights from previous experiments can directly improve system design and operational practices [174]. Through consistent documentation and structured knowledge sharing, chaos engineering platforms ensure that lessons learned are preserved, actively shaping future experiments, and strengthening overall system performance [168].

3.2.3 Observability Suite. Chaos engineering platforms use an observability suite to monitor and analyze systems during experiments, allowing teams to detect issues early, identify root causes, and take corrective actions [30, 67, 121]. Key features discussed in the following subsections include real-time dashboards and experiment impact analysis to identify faults' root causes.

Provide Real-Time Dashboards. Real-time observability depends on dashboards, metrics, traces, and logs for the visualization of experiments. [59, 121, 135]. First, dashboards, integrated with monitoring tools, can show critical metrics such as latency, throughput, error rates, and resource usage, allowing engineers to monitor system performance and quickly detect problems [45, 67, 107, 180]. Compared to performance metrics, traces can capture the flow of requests through the system, revealing interactions among components and identifying bottlenecks [31, 188]. Distributed tracing tools allow engineers to analyze component interactions and inefficiencies during chaos experiments [48, 93]. Finally, logs record system events, supporting diagnostic efforts, especially in security contexts [30, 67, 92]. Log analysis tools enable engineers to trace anomalies and maintain a complete audit trail [156, 169, 175].

Analyze Impact and Identify Root Causes of Faults. After gathering and visualizing data through real-time dashboards, the next crucial step is to analyze the results of chaos experiments and identify the root causes of any faults, using each pillar of observability in the process [60, 187]. The metrics collected during chaos experiments are compared with baseline performance to detect deviations that may indicate vulnerabilities. These deviations help identify how well the system handled stress and where failures occurred [80]. Logs and trace data provide deeper insight into how individual components interacted and responded to stress. This detailed data helps identify the source of failures and component interactions that contribute to performance problems [67]. These metrics, logs, and traces can be combined to facilitate root cause analysis and offer qualitative and quantitative insights. For example, this helps engineers determine whether failures were caused by bottlenecks, resource mismanagement, or faulty component interactions [187]. By understanding the root causes of failures, teams can implement targeted improvements to enhance and prevent future failures [60, 62, 124].

3.2.4 Security and Governance. Chaos engineering platforms require a robust security and governance framework to ensure that experiments are conducted safely and comply with regulatory standards [47, 95]. This section outlines vital mechanisms that protect system integrity while adhering to industry regulations, focusing on implementing safety controls, automated rollbacks, and ensuring regulatory compliance.

Implement Safety Controls and Automated Rollbacks. Our literature identifies several vital mechanisms, including abort conditions, automated rollbacks, and blast radius control, which ensure that experiments are conducted safely [129].

- **Abort conditions:** These ensure that chaos experiments are immediately stopped if predefined thresholds are exceeded [1, 147]. For example, the experiment is automatically terminated if performance metrics, such as latency or availability, degrade beyond acceptable levels. This prevents further damage and maintains system stability by stopping experiments before they can cause widespread problems [168].
- **Automated rollbacks:** These allow systems to revert to a known stable state after an experiment [45, 112]. In cases where a simulated failure causes service disruption, automated rollback mechanisms quickly restore the system to its pre-experiment configuration. This reduces downtime and prevents prolonged instability in the system [62].
- **Blast radius control:** This mechanism limits the scope of chaos experiments to isolated parts of the system [107, 180]. For example, teams might start by targeting a single microservice instead of testing the entire infrastructure. Gradually expanding the blast radius allows controlled testing, ensuring vulnerabilities can be identified without risking widespread system failures [1]. Additionally, Gremlin [74] recommends using the Rumsfeld matrix, a framework to categorize

system behaviors during chaos experiments. This approach enables teams to understand better and anticipate various types of system responses by classifying them as follows:

- **Known Knowns:** Aspects of the system that are fully understood and predictable.
- **Known Unknowns:** Recognized uncertainties that pose potential risks.
- **Unknown Knowns:** Understood risks that may not be immediately apparent or considered.
- **Unknown Unknowns:** Completely unforeseen issues that may emerge during experimentation.

Starting with known knowns, teams establish a baseline of predictable system behavior. They can then progressively move into more uncertain areas like Known Unknowns and Unknowns Knowns before finally addressing the most unpredictable Unknown Unknowns [127]. This step-by-step approach reduces system risks by building understanding before testing less predictable areas.

Ensure Regulatory Compliance. Adhering to industry standards and legal frameworks is essential to ensure that systems meet established data protection and security requirements, including guidelines such as the General Data Protection Regulation (GDPR) and IEC 62443 [70, 169]. These frameworks provide organizations with critical guidance to safeguard sensitive information, maintain operational integrity, and protect vital infrastructures [70, 95]. To meet these compliance requirements, some organizations adopt Infrastructure as Code (IaC), which automates the provisioning and management of infrastructure [47, 168]. Tools such as Terraform and Ansible are commonly used in IaC to ensure consistent implementation of security policies, minimize human error, and maintain infrastructure in alignment with regulatory standards [169, 175]. In addition to IaC, monitoring tools such as Datadog [1, 114], which detects compliance violations and configuration drift such as publicly exposed data, and Security Monkey, which monitors Secure Sockets Layer (SSL) certificates and other security settings to prevent vulnerabilities such as certificate expiration, are essential to maintain compliance [41, 166].

3.2.5 Integration and Automation with Continuous Integration and Continuous Delivery (CI/CD). CI/CD pipelines are critical to optimizing the efficiency and consistency of chaos experiments [10, 11, 141]. When performed manually, tasks such as performing experiments and monitoring system behavior can be inefficient and prone to human error [21, 31, 79, 95]. Automating these processes minimizes human intervention, ensuring tasks are performed reliably and consistently, thus reducing the likelihood of mistakes [27, 67, 152, 180]. Integrating chaos experiments into CI/CD pipelines further enhances this reliability by automatically initiating tests as part of the routine development workflow [142]. With each new deployment or configuration update, chaos tests run alongside other routine tests, enabling early detection of vulnerabilities. This proactive approach helps ensure issues are addressed in the development phase, resulting in a more comprehensive and practical testing process [21, 107]

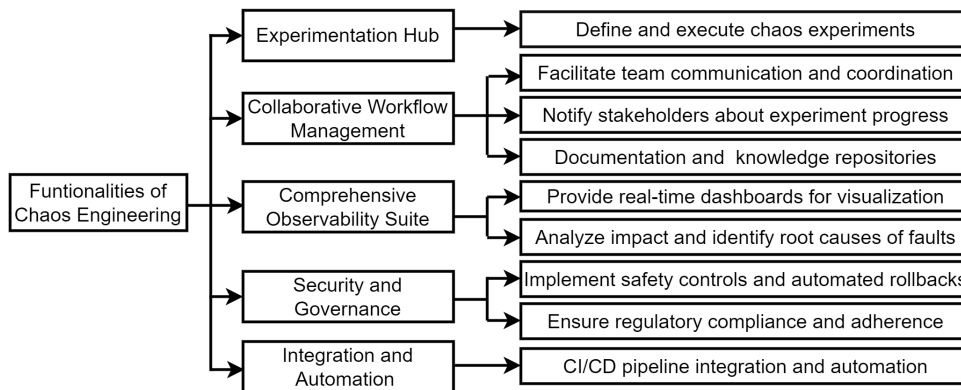


Fig. 5. Key Functionalities Provided by Chaos Engineering.

3.3 Quality Requirements for Chaos Engineering Platform

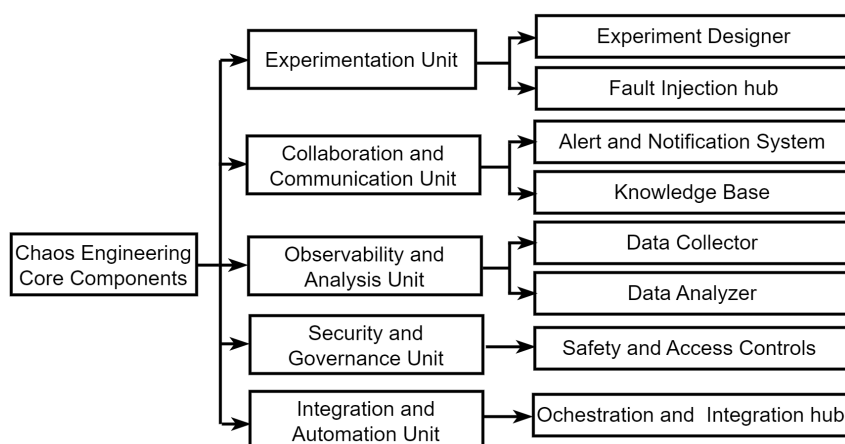
We have identified 12 quality requirements for a chaos engineering platform from the selected literature: performance, recoverability, resilience, timeliness, observability, scalability, effectiveness, robustness, accuracy, fault tolerance, cost, and adaptability. We provide these requirements and the corresponding metrics for measuring them in Table 8.

Table 8. Quality Attributes and Measurement Metrics

Quality Attribute	Measurement Metrics	Articles Referenced	Total
Performance	Evaluate resource use and performance under attack, ensuring chaos experiments align with production metrics.	[36, 40, 47, 61, 92, 122, 129, 168, 175, 190]	10
Recoverability	Measure mean time to repair (MTTR), restoration speed, and detection response.	[27, 36, 40, 47, 48, 61, 83, 106, 122, 129, 133, 167, 168, 175, 188, 191]	16
Resilience	Tolerance for degraded performance under stress; success rate of automated restoration actions.	[5, 10, 18, 21, 40, 47, 49, 74, 85, 93, 95–97, 107, 121, 123, 124, 168, 175, 188, 190]	20
Timeliness	Time to restore service and detect interruptions; impact on user experience and disruption.	[14, 27, 36, 41, 42, 48, 61, 86, 106, 107, 127, 133, 149, 175, 186, 190]	16
Observability	Assess logging completeness and monitoring uptime; measure alert latency and tracing success rate.	[10, 21, 27, 40, 47, 49, 61, 69, 74, 83, 88, 93, 95, 106, 107, 129, 154, 168, 169, 175, 188]	20
Scalability	Manage increasing attack rates and scale experiment complexity.	[10, 28, 42, 47, 61, 85, 92, 95, 96, 106, 107, 123, 127, 129, 141, 158, 168, 174, 175, 186, 190]	20
Effectiveness	Measure achievement rates, end-user satisfaction, and time to achieve outcomes.	[30, 106, 158, 186]	4
Robustness	Evaluate stability at peak load and error tolerance.	[15, 30, 105, 174, 175, 186, 187]	7
Accuracy	Evaluate system consistency through recovery accuracy and fault localization precision.	[30, 67, 152]	3
Fault Tolerance	Automated failover success rate during faults; immediate recovery time after detected faults.	[10, 27, 40, 47, 61, 105, 107, 108, 122, 134, 158, 167, 168, 180, 188, 190]	15
Cost	Cost of chaos engineering and savings from preventing outages.	[14, 18, 61, 74, 88, 92, 121, 127, 129]	9
Adaptability	Change methods and platforms for new systems.	[105, 175, 186, 187]	4

3.4 Key Components of Chaos Engineering

Before adopting a chaos engineering framework, organizations should carefully evaluate its key components to ensure that they align with their operational requirements and objectives. We have identified several essential components for an effective chaos engineering platform. Most of the reviewed studies incorporate a combination of these components, which we have categorized into five central units: experimentation, collaboration and communication, observability and analysis, security and governance, and automation and integration with CI/CD. This classification, derived from the functionalities discussed in Section 3.2, is shown in Figure 6. The remainder of this section provides a detailed analysis of each component within this framework.

**Fig. 6.** Key Components of Chaos Engineering.

3.5 Experimentation Unit

Successful coordination of chaos experiments depends on a systematic approach to both planning and execution [122, 188]. To this end, the experimentation unit is built around two foundational components: the experiment designer and the failure injection hub, which will be explored further in this section.

3.5.1 Experiment Designer. This module is crucial for structuring chaos experiments, allowing teams to define which systems to target [27, 188]. After identifying the systems, the teams can choose the fault types most relevant to their testing scenarios, such as network failures or system crashes [188]. Once the faults are defined, the experiment designer helps organize the timing and order in which they are introduced, ensuring that they reflect real-world conditions [27]. By enabling these customized failure simulations, the experiment designer ensures that the tests are well-structured, providing consistent data for postmortem analysis [93, 188]. This structure allows teams to track how the behavior of the system evolves under different failure conditions. For example, teams might simulate a server crash during peak traffic to test failover capabilities and measure the impact on user experience [152, 190].

3.5.2 Fault Injection Hub. Once the experiment is designed and the faults are organized, the next phase is to inject these controlled faults and workloads into the system, simulating real-world scenarios [45, 127]. The fault injection process, as outlined by Hseh et al [71], in Figure 7, involves multiple components working together: a controller, fault injector, fault library, workload generator, workload library, and target system [48, 122]. Each of these components plays a critical role in ensuring the accuracy and smooth execution of the chaos experiment. Central to this process is the controller, which manages the introduction of faults and dynamically adjusts based on real-time system feedback, ensuring that the experiment remains aligned with its objectives [168]. As part of the hub, the fault injector introduces specific disruptions, such as hardware or software failures, selected from a diverse fault library that offers teams a variety of failure scenarios to choose from [48, 156]. In parallel, the workload generator creates synthetic workloads based on predefined patterns stored in the workload library. This allows teams to simulate normal or peak traffic conditions to observe how the system handles varying stress levels [47, 88]. These faults and workloads are then applied to the target system, be it a production or preproduction environment, providing teams with valuable information on the weaknesses of the system and the recovery capabilities [180, 188].

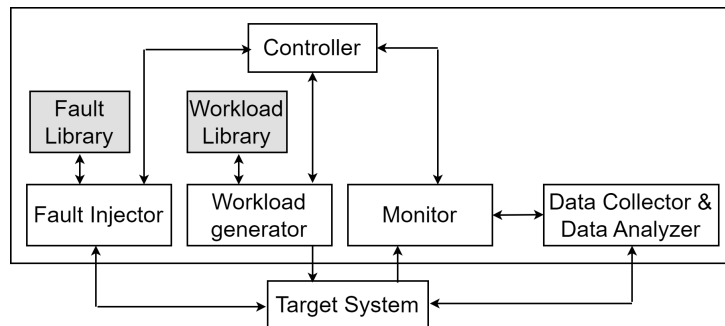


Fig. 7. Conceptual Schema of Fault Injection[71].

3.6 Collaboration and Communication Unit

Executing chaos experiments across teams requires strong communication and access to data from previous experiments [83, 129, 154], which are supported by the alert and notification system and the knowledge base.

3.6.1 Alert and Notification System. The hub integrates chaos tools with existing alert systems to ensure smooth communication during chaos experiments. This integration ensures that teams are immediately notified of critical events such as experiment initiation, fault injection, and any unexpected behaviors during the process [160, 174]. These real-time notifications are distributed through multiple channels, including email and Slack, ensuring that all stakeholders receive timely updates. For example, if an issue arises, the system immediately alerts the relevant individuals, allowing them to respond quickly and address the problem effectively [149, 168]. This prompt response mechanism is critical for maintaining system stability, as it helps mitigate potential risks before they escalate [154].

3.6.2 Knowledge Base. Maintaining a well-organized archive of previous chaos experiments is crucial to continuously improve the resilience of the system and support real-time communication between users [83]. This knowledge base is a

central repository that stores comprehensive documentation that includes experiment designs, execution procedures, and results [168, 190]. Recalling past experiments, teams can leverage valuable insights from successful and unsuccessful tests, fostering a cycle of learning and enhancement. Detailed post-mortem reports, for example, allow teams to thoroughly analyze the results, identify improvement areas, and strengthen the resilience of the system [74, 127]. Furthermore, using standardized templates ensures that this knowledge is systematically preserved, promoting consistency and reliability in future chaos experiments [154, 190].

3.7 Observability and Analysis Unit

Monitoring system behavior during chaos experiments is crucial for understanding faults' impact and identifying areas for improvement [60, 122, 187]. Essential components, such as data collector and data analyzer, play a vital role in this process, ensuring that the systems are evaluated and optimized effectively [152, 188].

3.7.1 Data Collector. Effective data collection is essential during chaos experiments, capturing various types of information such as performance metrics, logs, and traces [59]. These data points clearly explain how the system responds under stress [188]. The data collector gathers performance metrics to track key indicators such as response times, error rates, latency, and system throughput. These data are crucial to measuring the effectiveness of the system in detecting faults [36]. Logs document significant events within the system, including errors and state transitions. These records help diagnose issues and improve the understanding of system behavior during failures [36, 175]. Tracing methods can monitor the flow of requests across distributed services, enabling the identification of bottlenecks and observing how traffic is managed under stress [188]. All data collected are visualized through a centralized dashboard, providing a straightforward and organized interface that allows quick assessment of performance indicators and overall system health [14, 27, 106].

3.7.2 Data Analyzer. The information collected during chaos experiments is systematically analyzed to identify essential trends and patterns [152, 188]. This process involves impact analysis, which evaluates how failures influence system performance based on previously collected metrics [135]. By analyzing these data, it is possible to determine how disruptions affect the system and identify its most vulnerable components [36, 45]. Additionally, root cause analysis leverages logs and traces to trace failures back to their origins, whether due to a configuration error, service malfunction, or hardware fault [36, 188].

3.8 Security and Governance Unit

Ensuring the secure execution of chaotic experiments in production environments is essential to prevent disruptions and unauthorized actions, achieved through adequate safety and access control mechanisms [5, 60, 67]. First, safety controls mitigate the risk of chaos experiments that cause severe outages by incorporating predefined thresholds, such as automated rollbacks, to restore systems to a steady state if an experiment causes prolonged disruptions [62, 188]. These controls allow the system to automatically abort experiments when severe impacts are detected, maintaining overall system stability [83]. By limiting the blast radius to specific areas, safety controls ensure that experiments do not cause widespread failures [61, 152], with fail-safe conditions ensuring immediate containment of issues [17]. Second, access control mechanisms further enhance security by restricting the ability to initiate, modify, or stop chaos experiments only to authorized personnel [147, 168]. This ensures that only individuals with the appropriate permissions can execute or alter experiments, particularly in sensitive environments where unauthorized changes could lead to significant security and compliance risks [47, 166].

3.9 Automation and Integration Unit

This unit is vital in embedding chaos engineering into the software development lifecycle. It automates and integrates chaos experiments with existing systems to ensure consistent and efficient execution. First, the unit connects the chaos engineering platform with essential tools such as CI/CD pipelines, cloud platforms, and monitoring systems. This integration allows chaos experiments to be seamlessly incorporated into routine workflows such as deployments, updates, and system monitoring, enabling automatic execution as part of regular operations [168, 188]. Second, the unit automates the execution of chaos experiments and includes a scheduling mechanism that allows tests to run at predefined intervals, such as during off-peak hours or after system updates [36, 190]. This ensures that chaos experiments are performed regularly and reliably, reducing the risk of human error and allowing organizations to test their systems without interrupting normal activities [27, 152].

4 Motivation Behind Chaos Engineering (RQ2)

This section delves into the challenges driving chaos engineering adoption in organizations. Figure 8 shows the technical and socio-technical challenges we identified from the reviewed literature.

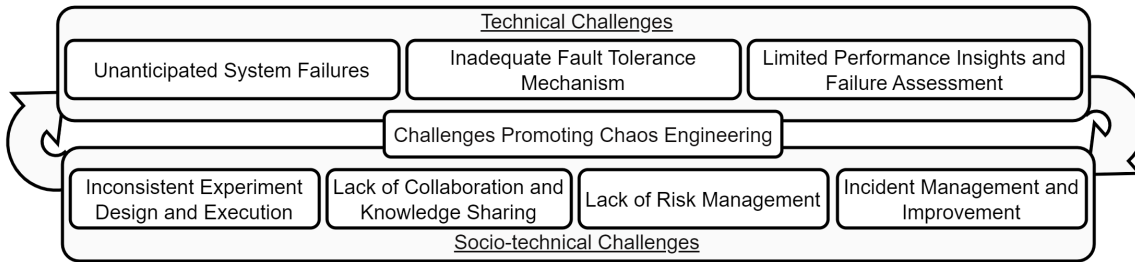


Fig. 8. Challenges that Drive Chaos Engineering Adoption.

4.1 Technical Challenges

Chaos engineering aims to tackle various technical challenges that undermine system resilience. The following subsections explore these challenges in detail.

Unanticipated System Failures. In a distributed system, one of the most critical risks is the occurrence of unexpected failures in various parts of the system [3]. Given the highly interconnected nature of modern systems, a failure in one component can quickly cascade into widespread disruptions across multiple services or functions [180]. However, traditional testing methods often struggle to identify deep-rooted system vulnerabilities because they focus on known scenarios and isolated components, neglecting real-world systems' dynamic and complex interactions [156]. In contrast, chaos engineering adopts a proactive approach by deliberately introducing failures, such as server crashes, network interruptions, and resource exhaustion, in environments that closely resemble production. As a result, engineers can observe how the system behaves under stress, thus revealing hidden weaknesses that conventional testing methods might overlook. By focusing on unpredictable interactions between distributed components, chaos engineering effectively uncovers vulnerabilities that arise from the complexity of the system [11]. For example, chaos experiments might simulate network partitioning between microservices, which can reveal issues related to data consistency and service availability [11, 47]. These controlled disruptions allow engineers to better understand how different system components interact under turbulent conditions [168].

Inadequate Fault Tolerance Mechanisms. Many distributed systems are built with fault tolerance mechanisms to handle routine issues, such as server failures or network delays [74]. However, when larger-scale failures occur, e.g., multi-region outages or prolonged network disruptions, these mechanisms often fail to maintain system stability [118, 127, 151]. This shortfall occurs because mechanisms designed to handle more minor issues may not be able to handle the broader impact of significant failures, leading to severe performance degradation or even total system outages [14, 61]. Chaos engineering addresses these shortcomings by targeting and testing fault tolerance mechanisms in scenarios replicating the most significant risks to system stability [166]. For example, chaos engineering can simulate the unavailability of critical services in one region to determine whether traffic is adequately redirected to the other areas or if the load balancers of the system can effectively distribute incoming requests between redundant resources [2, 21]. Furthermore, by testing the ability of backup systems to maintain service levels during prolonged outages, chaos engineering reveals whether these fallback mechanisms are sufficient for extended failures [14, 74, 180]. These focused experiments help ensure systems can handle severe disruptions without experiencing widespread failure [11].

Limited Performance Insights and Failure Assessment. Another significant challenge in distributed systems is understanding how they perform during high-stress or failure scenarios [32, 46]. When systems operate under normal conditions, traffic bottlenecks, inefficient resource usage, or service communication failures often remain hidden [47]. This lack of visibility leaves teams unprepared for unexpected disruptions, which can lead to outages or performance degradation when systems are stressed [93]. Chaos engineering addresses this by introducing specific disruptions, such as intentionally increasing network latency or restricting memory resources on critical components [154]. These controlled failures are monitored through observability tools that provide real-time visibility into metrics such as latency, error rates, and resource consumption [176].

By analyzing these metrics, teams gain detailed insight into how services handle stress - uncovering issues such as delayed responses or inefficient resource utilization that would otherwise remain hidden during normal operations [21, 127].

4.2 Socio-Technical Challenges

Chaos engineering can address various socio-technical challenges, expanding its impact beyond technical issues to encompass the complex interplay between people, processes, and technology [112, 130, 164].

Inconsistent Experiment Design and Execution. When experiment design and execution lack consistency, teams struggle to accurately assess the behavior of the system under stress [26, 44]. Factors such as varying test timing, failure scenarios, or changing system states lead to unreliable data. This makes it difficult to identify critical vulnerabilities or adequately assess the system's ability to handle disruptions [92]. Without standardization, essential insights into system responses may be overlooked, creating false confidence in its resilience [38]. Chaos engineering addresses this by introducing a structured and repeatable approach, ensuring that predefined failure scenarios such as network issues or resource depletion are applied consistently across tests [95, 119, 175, 188]. This uniformity eliminates variability, producing reliable, comparable data that allows teams to pinpoint weaknesses and confidently evaluate recovery mechanisms [10, 83].

Lack of Collaboration and Knowledge Sharing. Limited collaboration and challenges in knowledge sharing between teams, such as development, operations, and security, can lead to communication gaps and the formation of silos, where vital information may not be effectively exchanged [68, 139]. This results in misaligned responses and repeated errors during system failures, which ultimately slows recovery efforts and misses opportunities for improvement [39]. Chaos engineering tackles this issue by fostering cross-functional collaboration, engaging all relevant teams in both the planning and execution of chaos experiments [10, 166, 167]. For example, when simulating a specific failure, such as a service outage or database failure, development teams define the expected behavior of the system, operations teams monitor the system's performance under stress, and security teams evaluate potential vulnerabilities exposed during the failure [96]. This multi-team involvement ensures that the insights from the experiment, whether an unexpected failure response or a missed alert, are immediately shared and understood by everyone [41, 67, 86]. Furthermore, the results of each chaos experiment are documented and discussed in collaborative postmortem sessions, where all teams contribute to analyzing what went wrong, how to fix it, and how to prevent similar issues in the future [154].

Lack of Risk Management. Effective risk management is critical in both production and non-production environments, yet many systems are exposed to unexpected failures due to insufficient preparation [21, 119]. In non-production settings, such as development or staging, failure scenarios are often inadequately tested, leading to a false sense of security [79, 180]. These environments typically lack the complexity of live production systems, meaning that when software is deployed, it may not be fully equipped to handle adverse real-world events [67]. Consequently, when systems reach production, where they face real user traffic, external dependencies, and unpredictable conditions, even minor issues can escalate to significant outages, resulting in costly downtime and degraded user experiences [61, 80, 190]. Chaos engineering solves these challenges by enabling controlled experimentation that tests system behavior under simulated and real-world failure conditions [95, 168]. In production environments, controlled blast radiuses ensure that failures are confined to isolated parts of the system, thereby preventing widespread disruption [18, 60, 114, 127, 154]. Predefined abort conditions and rollback procedures allow teams to stop experiments and recover quickly if the stability of the system is threatened [1, 147, 154].

Incident Management and Improvement. In complex, distributed systems, incident management faces significant challenges due to the unpredictability of failures and the limitations of reactive strategies [60]. In these approaches, teams respond to incidents only after they occur, focusing on diagnosing and resolving issues after disruptions have already impacted operations [21]. This often leads to prolonged downtime and repeated failures, as reactive methods limit the opportunities to address these problems proactively [129]. Chaos engineering offers a proactive approach by simulating targeted failures that stress critical parts of the system, revealing weaknesses in the incident response process [8, 154]. For example, simulating a sudden network partition might show whether monitoring systems detect the issue promptly and if the system can reroute traffic as intended [61, 67, 174]. Similarly, inducing a Central Processing Unit (CPU) or memory exhaustion event could expose delays in triggering alerts or inefficiencies in the automated recovery process [27, 83, 127, 142]. By creating these controlled failure scenarios, chaos engineering helps teams identify where their incident response protocols fall short, whether in monitoring, alert escalation, or failover processes [186, 188]. This enables teams to proactively adjust their strategies, improving their ability to handle actual incidents faster, more accurately, and with minimal disruption [41, 141].

4.3 Benefits

Table 9 outlines the organizational benefits derived from the functionalities described in Section 3.2, addressing the previously identified challenges. These functions include defining chaos experiments, facilitating team communication, notifying stakeholders, maintaining documentation, and using real-time monitoring dashboards. The corresponding activities, such as establishing experimental parameters, analyzing system performance metrics, and fostering cross-functional collaboration, contribute to several organizational advantages. These include improved system understanding, enhanced error-handling capabilities, vital team coordination during stress conditions, and proactive system tuning. Furthermore, automation of tasks and real-time system monitoring can minimize disruptions and optimize system performance and user experience.

Table 9. Mapping of Key Activities Performed by Chaos Engineering with Organizational Benefits

Key Functions	Activity Performed	Benefits of Organization	Articles	Total
Define Chaos Experiments	Set experiment scope, define normal conditions, hypothesize, and inject fault.	Gain system insights, refine the design, establish a baseline, and test error handling.	[5, 10, 11, 15, 35, 36, 40, 45, 47, 61, 67, 74, 93, 95, 102, 107, 114, 121, 127, 129, 133, 149, 154, 156, 168, 174, 175, 180, 190, 191]	30
Facilitate Team Coordination	Create groups for team collaboration.	Strengthens coordination and insight sharing.	[18, 21, 41, 48, 61, 67, 86, 88, 95, 96, 107, 168]	12
Notify Stakeholders	Update stakeholders on progress and results.	Promote transparency and prompt updates.	[18, 21, 41, 48, 61, 67, 86, 88, 95, 96, 107, 168]	12
Maintain Knowledge Repositories	Share findings for organizational learning.	Create a knowledge base to analyze system stress behavior.	[8, 18, 21, 41, 48, 61, 67, 83, 86, 88, 95, 96, 107, 129, 141, 160, 168, 174, 175, 190, 191]	21
Provide Real-Time Dashboards for Visualization	Track faults and visualize performance under stress.	Assess system health for rapid anomaly detection and refinement.	[5, 8, 15, 27, 30, 47, 60–62, 67, 69, 83, 95–97, 105, 107, 121, 127, 133–135, 141, 142, 152, 154, 166, 168, 169, 174, 175, 180, 187, 188]	34
Analyze Impact and Identify Root Causes of Faults	Assess outcomes to measure impact and analyze root causes.	Enhance resilience, identify weaknesses, and improve stability.	[5, 11, 17, 31, 47, 60, 62, 74, 80, 93, 122, 141, 154, 168, 180, 187, 190]	17
Implement Safety Controls and Automated Rollbacks	Set up safety mechanisms, automated rollbacks, and abort thresholds to prevent severe disruptions.	Minimizes risk, ensures safe experimentation, and reduces downtime with quick recovery measures.	[11, 14, 15, 17, 18, 21, 30, 31, 45, 48, 60–62, 73, 74, 79, 83, 86, 95, 96, 105–107, 123, 129, 141, 152, 154, 156, 168, 180, 188, 190]	31
Ensure Regulatory Compliance	Align chaos experiments with regulatory standards and monitor compliance.	Reduce non-compliance risk and build trust by adhering to industry standards.	[11, 17, 18, 41, 45, 60–62, 73, 74, 79, 83, 88, 95, 97, 105–107, 114, 123, 127, 135, 147, 152, 154, 169, 180, 190]	28
Integrate with CI/CD and Third-Party Tools	Embed chaos experiments in CI/CD with monitoring integration.	Automate resilience testing in the software lifecycle to boost efficiency.	[10, 93, 95, 107, 127, 169]	6
Automate Repetitive and Manual Tasks	Automate setup and cleanup of chaos experiments using scripts and tools.	Reduce time and errors by automating repetitive tasks for consistency and efficiency.	[5, 11, 21, 27, 30, 35, 36, 45, 47, 61, 67, 77, 79, 83, 88, 95, 107, 111, 114, 122, 129, 134, 168, 169, 174, 175, 188, 190, 191]	29

5 Chaos Engineering Framework: Taxonomy, Tools, Practices, and Evaluation (RQ3)

This section presents a taxonomy for chaos engineering and compares existing tools using the taxonomy dimensions. We also present the best practices for adopting chaos engineering in organizations.

5.1 Taxonomy of Chaos Engineering

Figure 9 shows the proposed taxonomy, which organizes the capabilities of a chaos engineering platform across several key dimensions: execution environment, automation strategy, automation mode, deployment type, and evaluation approach. This taxonomy provides organizations with a structured approach to adopting chaos engineering practices by offering clear guidelines for selecting appropriate execution environments, choosing automation strategies that integrate essential tools such as monitoring, logging, and observability, and determining the optimal deployment types (e.g., production or pre-production)

based on their risk tolerance. It also helps define task modes (manual, semi-automated, or fully automated). It guides the selection of fault injection tools, ensuring that organizations have the necessary evaluation methods to measure the impact of experiments and derive actionable insights for system improvement.

5.1.1 Execution Environment. This refers to the underlying infrastructure and system components where chaos engineering experiments are performed. These components are categorized into endpoints, grouped by resource types and cloud environments, representing various deployment models. This section will discuss both of these in detail.

Endpoints. These are physical or virtual devices connected to a computer network to exchange data. These include virtual machines (VMs), containers, and serverless functions [110]. Each type of endpoint presents unique challenges that chaos engineering addresses by simulating failure conditions to improve the robustness of the system and ensure continuous operation.

Virtual machines (VMs) offer a layer of abstraction over physical hardware, allowing multiple independent operating systems to share resources efficiently [150, 155]. However, VMs can experience performance issues when resources are overutilized, and they are vulnerable to hypervisor failures and migration difficulties [10, 47]. Chaos engineering addresses these challenges by testing VMs under stress conditions such as CPU or memory exhaustion to assess if VMs can recover from failures or seamlessly migrate workloads [31, 67, 95].

Containers, which encapsulate applications and their dependencies in lightweight environments, provide greater efficiency and portability compared to VMs [94, 150]. However, containers face resource contention, network instability, and orchestration failures, especially in platforms such as Docker and Kubernetes [178]. Chaos engineering tests on containers simulate abrupt stoppages and network disruptions, helping to evaluate containers' ability to recover within container orchestration systems while maintaining application performance [21, 27, 73, 95, 152].

Serverless functions allow applications to be triggered by specific events and run in isolated containers without requiring infrastructure management [29, 162]. While serverless architectures are scalable and cost-effective, they face challenges such as resource limitations and the reliance on third-party cloud providers [27, 83, 138, 171]. Chaos engineering helps ensure that serverless functions can handle these challenges by simulating cold starts and execution failures, verifying that functions recover quickly and maintain performance under varying loads [15, 62, 79, 160].

Cloud. Cloud environments are integral to modern Information Technology (IT) infrastructures, providing flexible and scalable resources to meet dynamic business demands [9, 57]. These environments are typically classified into three main models: public, private, and hybrid clouds [12, 64]. Each cloud model has unique characteristics, risks, and opportunities, where chaos engineering can address potential failures.

Public cloud platforms, such as AWS, Microsoft Azure, and Google Cloud, offer computing resources over the Internet that are shared between multiple organizations [146]. This model enables businesses to scale their infrastructure on demand, eliminating the need for significant investments in physical hardware. Due to its cost efficiency and scalability, the public cloud has become a popular choice for many enterprises [43]. However, relying on shared infrastructure introduces specific vulnerabilities. For example, a regional outage or failure in an availability zone can have widespread impacts, simultaneously affecting many customers [126]. In addition, many organizations depend on third-party services, such as application programming interfaces (APIs) or managed databases, and failures in these services can trigger further disruptions in their systems [192]. To address these risks, chaos engineering can simulate large-scale failures, such as regional outages or availability zone failures, to test how well systems can failover to other regions without significant service interruptions [47]. Moreover, by injecting failures into critical third-party services, chaos engineering enables organizations to evaluate the effectiveness of their recovery strategies, ensuring that operations can continue even in the face of service disruptions [80, 187].

Private cloud environments, which provide dedicated infrastructure exclusively for a single organization, can be hosted on-premises or managed by third-party providers, offering greater control over data privacy, security, and customization [58, 76]. This model suits organizations with strict regulatory requirements or managing sensitive information [132]. Despite their benefits, private clouds often face scalability and geographic redundancy challenges, as they typically lack the built-in redundancy of public clouds, making them more susceptible to service interruptions due to hardware failures or resource constraints [98]. Without adequate failover mechanisms, private cloud environments may struggle to maintain operational continuity during hardware or network failures [140, 166]. Chaos engineering can be used in private clouds to simulate hardware failures, such as server crashes or network partitions, to evaluate the system's ability to recover from localized

disruptions [129]. By simulating resource exhaustion, such as CPU or memory overloads, organizations can test whether their infrastructure can scale to meet unexpected surges in demand, ensuring continuous service availability under pressure [61].

Finally, hybrid cloud environments combine the strengths of public and private clouds, allowing organizations to manage sensitive workloads on private infrastructure while leveraging the scalability of public clouds for nonsensitive or high-demand tasks [65]. This approach provides flexibility but introduces complexity in maintaining smooth integration between the two environments [104]. A key challenge of hybrid clouds is to ensure seamless communication between public and private components, as issues such as network latency, connectivity problems, and data synchronization delays can arise when workloads are distributed across both environments, potentially leading to service disruptions [7]. Chaos engineering can address this issue by allowing organizations to simulate network interruptions or increased latency between public and private clouds [47]. These tests help to evaluate whether workloads can continue to operate despite connectivity issues [168]. Furthermore, chaos experiments that simulate delays or failures in data replication help ensure that the system maintains data consistency and operational continuity, even when part of the infrastructure is compromised [27].

On-Premise. This refers to the computing infrastructure hosted and managed within an organization’s physical location rather than relying on cloud providers [122, 170, 182]. These systems offer greater control over hardware, data, and network resources, essential for industries with strict regulatory requirements. However, they also face hardware failures and scaling limitations, affecting the reliability of the systems [25]. For example, an organization managing critical on-premise data might simulate a hardware failure, such as a server or disk crash, to test how quickly backup systems respond. If synchronization delays are found, the replication process can be optimized to ensure smooth transitions and compliance with data availability standards [40, 47]. Similarly, scaling limitations can be addressed by testing how an on-premise infrastructure responds to various demand surges, such as a sudden spike in user traffic during an e-commerce company’s high-demand event [10, 60]. This helps identify bottlenecks, optimize resource allocation, and ensure that the system remains responsive under varying load conditions [119, 147, 180, 186].

5.1.2 Experimentation Modes. Chaos engineering platforms offer three modes of experimentation, namely manual, semi-automated, and fully automated, each tailored to different levels of control, complexity, and system scale.

Manual experimentation is most appropriate when engineers require high precision and control, as they take full responsibility for designing, configuring, and executing chaos tests [95]. This approach is suited for organizations with little or no experience in chaos engineering or when highly specific, customized experiments are necessary [42]. For example, an engineer might manually trigger a database failure or introduce network latency to observe the system response in real time [21, 79]. While this mode allows for fine-tuned control, it can be time-consuming and prone to human error, making it ideal for small-scale, customized tests or critical systems where close monitoring is essential [31, 73].

Semi-automated experimentation provides a middle ground between manual control and complete automation, where engineers define the experiment parameters [79, 158]. At the same time, the platform automates tasks such as triggering tests and collecting data, making this mode ideal for experiments that benefit from automated execution while still requiring moderate human involvement to reduce manual effort [61, 88, 122]. For example, engineers might set up an experiment to test resource exhaustion on specific microservices, with the platform automatically running the test at predefined intervals, collecting performance metrics, and allowing them to focus on adjusting parameters and interpreting results [40, 133].

Fully automated experimentation suits large-scale systems that require frequent and continuous testing [14, 152, 188]. After engineers configure the initial setup, the chaos engineering platform takes over, seamlessly integrating experiments into the system operations, typically through the CI/CD pipelines [10, 35, 93, 107, 135]. For example, after a code deployment or infrastructure update, the platform can automatically simulate a service outage or introduce network disruptions, then autonomously gather performance metrics, identify system weaknesses, and generate detailed reports, requiring engineers to intervene only when necessary [11, 36, 40, 88, 122, 129].

5.1.3 Chaos Automation Strategy. Chaos engineering platform employs an automation strategy to ensure consistent and repeatable experiments, reduce manual effort, and enable continuous testing [74, 95, 180].

Custom Code. This involves developing programs or scripts to extend the capabilities of existing tools and gain precise control over system configurations and experiments [89, 117, 165]. It allows engineers to simulate unique failure conditions, ranging from simple component failures, such as restarting a single service, to complex multi-step sequences involving multiple systems, tailored to the specific challenges of their architecture that standard tools may not address [10, 61, 74, 123, 129, 168]. For example, custom code can terminate random containers in distributed environments such as Kubernetes, simulating

unexpected service failures and testing the system's recovery capacity by automatically restarting services [21, 45, 152, 175]. In more complex scenarios, custom code can initiate a service outage followed by a database failure or a network partition to observe how these failures impact system recovery and resilience [61, 152, 180]. Additionally, custom code can be integrated into CI/CD pipelines to simulate high resource consumption, such as CPU throttling or memory exhaustion, after each deployment, allowing early detection of performance bottlenecks before they affect production [10, 83, 93, 107, 127]. This custom code for chaos experiments can be written in various programming languages, such as Python, Bash, or Go, depending on the complexity and specific requirements of the experiment [106, 152, 154, 158, 189].

Auto-Integration of Third-Party Tools. This process automatically integrates external systems, such as monitoring, log, observability, alerting, incident management, and security platforms, into chaos engineering experiments [152, 168]. This automated integration ensures continuous data collection without manual intervention, enabling real-time analysis during system disruptions or failures. As a result, teams can monitor performance, identify issues quickly, and respond more efficiently to failures [95, 127]. This process is vital to integrating monitoring tools that track essential system metrics such as CPU usage, memory consumption, and network performance [1, 60, 186, 190]. Monitoring tools can automatically detect performance deviations and provide immediate feedback. For example, if a service is overloaded due to an unexpected spike in user requests, monitoring systems measure the increase in CPU usage and network load, helping the team assess the impact and determine whether the system can handle the demand or if further intervention is needed [36, 47, 61, 106, 154, 180]. Logging tools record vital events such as service failures, error messages, and recovery attempts, documenting the system's response in real-time. For example, if network communication between two microservices fails, the logging systems capture the exact moment the failure occurred and show the error messages generated by failed retries [36, 105]. This data helps teams analyze how the failure affected communication and whether recovery mechanisms worked effectively [95, 106, 119, 127]. Building on this, observability tools provide a broader view by correlating logs and metrics to show how different components of the system interact during failure scenarios. These tools enable teams to identify how failures propagate across interconnected services [67, 95, 96, 107, 152]. For example, if latency is introduced between services in a chaos experiment, observability systems track the delays at each hop between services and how this latency affects downstream components such as database queries or API responses. This tracing allows the team to see if minor delays in one service cause issues elsewhere [31, 42, 49, 86, 95, 123]. Furthermore, alert notification systems can ensure that relevant teams are promptly notified when critical failures occur or performance thresholds are exceeded [21, 60, 127, 160, 166]. For example, if a database connection pool reaches its maximum capacity during a high-load chaos test, the alert system triggers a notification to the database operations team, allowing them to address the issue before it causes a system-wide failure. This early warning helps prevent more significant disturbances [67, 106]. Finally, incident management tools streamline the resolution process in conjunction with alerting by automatically generating tickets for failures detected during chaos tests. These tickets are assigned to the appropriate teams and tracked until the issue is resolved [67, 74, 102, 129]. For example, if a chaos experiment causes a loss of connection to external APIs, the incident management system creates a ticket assigned to the appropriate API support team, ensuring that the problem is tracked and resolved efficiently [141, 154].

Workflow. A chaos engineering workflow can automate the controlled execution of experiment steps, such as setting up the environment, executing failures, monitoring, and cleanup, ensuring that the experiments are consistent and repeatable [28]. This reduces the risk of errors and guarantees the reliability in each run. For example, automating a database outage simulation ensures that critical steps such as downgrading the database, monitoring the system response, and restoring functionality are executed reliably every time [180]. In addition, workflows simplify complex experiments that involve multiple systems or services. In such cases, they can coordinate the simultaneous failure of various microservices, allowing teams to test the system's ability to maintain service availability despite several disruptions [107, 122]. Furthermore, a workflow engine ensures that each step is executed correctly while capturing and analyzing the results, making the experimentation process both structured and efficient [11, 168].

Prioritization. This involves categorizing system components into critical and non-critical groups to focus testing efforts on the areas where failures would have the greatest impact [8, 40]. Critical components are essential for maintaining core operations, and their failure would cause significant disruption [47, 88]. For example, API gateways and distributed databases are critical because these failures can disrupt communication between services, cause widespread outages, or lead to data loss and downtime, directly affecting users [154]. In contrast, non-critical components have minimal immediate impact on the core functionality of the system. For instance, log aggregation systems are non-critical; their failure may affect internal

monitoring but will not disrupt user-facing services or essential system functions [40]. By prioritizing critical components, testing can focus on areas where failure would result in the most severe consequences. In contrast, the resilience issues of non-critical components can be addressed less urgently, since their failure poses a lower risk to overall system stability [180].

5.1.4 Deployment. The type of deployment selected for chaos experiments is a critical decision in chaos engineering, as it defines the testing environment and significantly affects the performance and stability of the system [1, 108, 190]. Choosing the appropriate deployment type ensures that the experiments yield meaningful insights while minimizing the risks to live operations [154, 180]. This section identifies two primary deployment types: production and pre-production.

Production. This refers to running tests or experiments in a live environment where real users actively interact with the System Under Test (SUT) [21, 36, 123, 175, 190]. For example, deploying a new feature on an e-commerce website during sales periods allows teams to observe user interactions and system performance under actual conditions [79]. A significant benefit of production deployment is the ability to uncover vulnerabilities that might remain hidden in more isolated testing environments [122, 180]. For example, testing a service during peak traffic can reveal weaknesses that would not otherwise emerge, making it crucial to gain insight into how the SUT handles real-world disruptions and help identify areas for further optimization [31, 47, 152]. Production deployment introduces risks, as failures during testing can directly affect users and disrupt business operations [79, 142]. Production experiments must be carefully planned to mitigate these risks, such as scheduling tests during low-traffic periods and implementing automated rollback mechanisms to restore normal operations if problems occur [21, 158].

Pre-production. This environment closely mirrors the production environment, allowing teams to validate system functionality and performance before going live [21, 119, 175]. An example of a pre-production environment is a staging environment, where the SUT can be deployed with the same configurations as production, enabling comprehensive checks on how it will perform under expected loads [79, 107]. Pre-production deployment allows for complex tests that might be too risky to execute in live environments [17]. For example, simulating a network partition can reveal how well the SUT responds to such failures, helping teams resolve potential problems before they reach production [67]. This added layer of testing ensures major releases and helps reduce the risk of failure once the system is live [95]. One limitation of pre-production testing is that it may not accurately reflect the complexities of real-world operations [17, 119]. Consequently, these tests should be viewed as a complement, rather than a substitute, to production testing [60, 168, 190].

5.1.5 Evaluation Approaches. Evaluation refers to determining the effectiveness of chaos engineering experiments by measuring their impact on system stability, the system's ability to handle induced failures, and the growth and maturity of the organization's chaos engineering practices. Evaluation approaches can be categorized into qualitative and quantitative methods.

Quantitative Evaluation. This involves systematically measuring numerical data to assess a system's performance under failure conditions. It focuses on metrics that can be measured, such as response time, error rates, and system availability [51]. By comparing the behavior of the system during chaos experiments with its regular operation, engineers can identify weaknesses and areas for improvement based on objective data. We identified eight quantitative evaluation approaches, which include the following:

- **Response Time Metrics** measure the total time it takes for a system to process a request, from when it is received to when the result is returned, encompassing both processing and response delivery [1, 5, 27, 36, 41, 48, 50, 67, 88, 95, 114, 121, 154, 158]. For example, a baseline response time of 18 milliseconds might increase to 27 milliseconds during chaos experiments such as 'KillNodes', where parts of the system are intentionally shut down to test disruptions, indicating slower request processing and completion [169].
- **Latency Metrics** measure the initial delay or waiting time between when a request is made and when the system begins processing that request [10, 21, 35, 36, 47, 95, 134, 180]. It does not include the total processing time, only the delay before the system starts responding [36, 42, 45, 50, 60, 154, 187]. For example, latency can increase from 44 to 70 milliseconds during chaos experiments, signaling that the system takes longer to react to requests [85].
- **Resource Utilization Metrics** track the consumption of system resources, such as CPU and memory [10, 27, 47, 60, 67, 83, 135, 142, 152, 168, 186, 188, 190]. For example, CPU usage may spike from 50% to 80% during chaos experiments, indicating an increased strain on the system due to failures [152].

- **Error Rate Metrics** measure the frequency of errors encountered during system operation [14, 35, 36, 42, 61, 95, 141, 142, 174, 188]. For instance, an increase in the error rate from 0.5% to 5% during chaos experiments suggests that the system is struggling to handle failures effectively [191].
- **Availability Metrics** refers to a system's ability to remain operational, measured by uptime and downtime [27, 61, 105, 122, 168]. Uptime indicates how long the system is fully functional, while downtime shows when the system is unavailable [1, 42, 60, 149].
- **Throughput Metrics** measure the volume of data or transactions the system can handle in a given time [5, 95, 168, 174]. For example, throughput might drop from 1,000 transactions per second to 600 during chaos experiments, leading to delays in processing user requests or data transfers [1, 85].
- **Mean Time to Recovery (MTTR)** measures the average time required to restore the system after a failure [1, 42, 60, 160]. A higher MTTR, indicating slower recovery, reveals areas that need faster recovery processes [17, 27, 48, 160]. For example, if a cloud-based e-commerce platform experiences a server crash during a flash sale and MTTR increases from 2 to 10 minutes, it signals the need for more efficient recovery mechanisms to prevent revenue loss and customer frustration [154].
- **Mean Time Between Failures (MTBF)** refers to the average time that a system operates without failure, reflecting the reliability of the system [17, 27]. A lower MTBF suggests frequent failures, highlighting the need for improved stability [83]. For example, if a healthcare system that manages patient records experiences failures every two hours, it points to the need for a more reliable system architecture to ensure uninterrupted access to patient data during critical procedures.

Qualitative Evaluation. This gathers non-numerical insights to assess system performance during failures, focusing on user feedback, team experiences, and business impacts. By understanding these aspects, engineers gain deeper insight into the broader effects of disruptions. This complements quantitative methods by adding meaning to numerical data. We identified four qualitative evaluation approaches, which include:

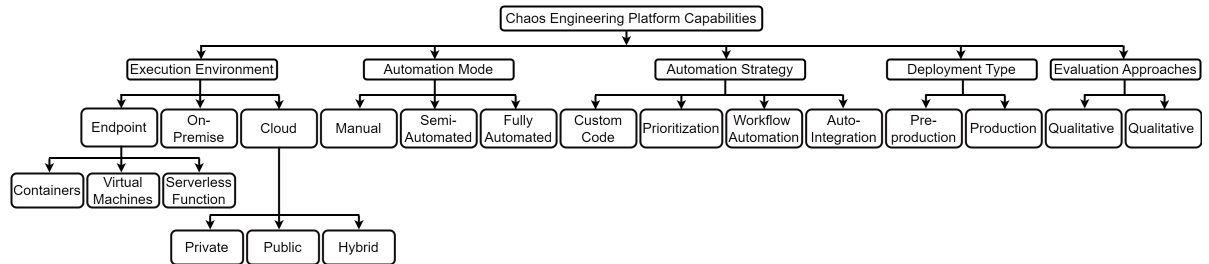
- **User Experience Evaluation** involves gathering qualitative feedback on how system incidents impact end users [61, 80]. This may include conducting surveys, interviews, or usability tests to assess how failures affect users' ability to interact with the system [27, 95]. For example, users might report frustration or difficulty in completing tasks during a chaos experiment that causes slow page load times or feature outages [45, 62, 147]. This evaluation is crucial because it reveals how technical failures affect user satisfaction and retention, providing insight beyond response time or availability figures [36, 102, 186].
- **Business Impact Evaluation** assesses how chaos experiments affect key business metrics, including revenue, customer churn, and operational efficiency [74, 79]. This involves understanding specific financial losses, customer complaints, and service-level breaches resulting from experiments [121, 127]. For instance, a chaos experiment that causes downtime during a product launch could result in significant lost sales and a spike in customer service tickets [80, 160]. This evaluation is critical to linking technical failures with direct business consequences, enabling more targeted investment in stability measures where it matters most [107, 113].
- **System Behavior and Observability** focuses on how effectively system components behave and are monitored during chaos experiments [8, 108, 114, 187]. It involves reviewing logs/traces and monitoring gaps to identify areas where failures are not easily detected or diagnosed [67, 73, 156, 190]. For example, an experiment might expose missing alerts or inaccurate telemetry data for critical services, making it harder for engineers to respond [14, 35, 108]. This evaluation helps to ensure that the system's observability tools are robust enough to detect problems early and aid in faster diagnosis and recovery [40, 45].
- **Team Feedback** captures insights from engineering teams on their ability to respond to failures during chaos experiments [47, 95, 168]. It evaluates the effectiveness of incident response, communication, and decision-making processes under system stress [152, 190]. For example, feedback might highlight confusion in handling specific failure scenarios or delays in coordinating recovery efforts [30, 74, 96]. This evaluation is essential to identify operational weaknesses in real-time incident management and to improve team workflows and readiness for actual outages [45, 88, 186].

Table 10. Top-10 Most Used Chaos Engineering Platforms.

Tool Code	Tool Name	Execution Environment									Automation Mode			Automation Strategy			Deployment Stages	
		Endpoint				On-Premise	Cloud			Manual	Semi-Automated	Fully Automated	Prioritization	Workflow Automation	Custom Code	Auto-Integration	Pre-production	Production
		Docker	Kubernetes	Virtual Machine	Serverless Function	Private	Public	Hybrid										
T1	Chaos Monkey	✓	✓	✓	✓	✓	✓	✓	✓	✓	✓	✓	✓	✓	✓	✓	✓	✓
T2	Toxiproxy	✓	✓	✓	✓	✓	✓	✓	✓	✓	✓	✓	✓	✓	✓	✓	✓	✓
T3	Simian Army	✓	✓	✓	✓	✓	✓	✓	✓	✓	✓	✓	✓	✓	✓	✓	✓	✓
T4	Chaos Mesh	✓	✓	✓	✓	✓	✓	✓	✓	✓	✓	✓	✓	✓	✓	✓	✓	✓
T5	Chaosblade	✓	✓	✓	✓	✓	✓	✓	✓	✓	✓	✓	✓	✓	✓	✓	✓	✓
T6	Litmus	✓	✓	✓	✓	✓	✓	✓	✓	✓	✓	✓	✓	✓	✓	✓	✓	✓
T7	Pumba	✓	✓	✓	✓	✓	✓	✓	✓	✓	✓	✓	✓	✓	✓	✓	✓	✓
T8	Chaos Toolkit	✓	✓	✓	✓	✓	✓	✓	✓	✓	✓	✓	✓	✓	✓	✓	✓	✓
T9	Powerful seal	✓	✓	✓	✓	✓	✓	✓	✓	✓	✓	✓	✓	✓	✓	✓	✓	✓
T10	Chaoskube	✓	✓	✓	✓	✓	✓	✓	✓	✓	✓	✓	✓	✓	✓	✓	✓	✓

5.2 Chaos Engineering Tools

We used the proposed taxonomy to evaluate 10 popular chaos engineering tools (T1-T10 in Table 10). We selected these tools by identifying the most-cited tools from our pool of reviewed papers, then ranking them using GitHub metrics, precisely the 'Most stars' measure, to confirm their popularity and community engagement [19]. Collectively, these tools had over 93,000 stars as of November 2024. These tools have been mapped according to their applicability to different execution environments, automation modes, strategies, and deployment stages. This categorization enables practitioners to make well-informed choices by aligning tool selection with specific infrastructure needs, operational requirements, automation capabilities, and system risk tolerance. Consequently, selecting the appropriate tool in a software development project becomes a crucial decision [87]. For example, T1 and T2 provide manual and semi-automated chaos testing capabilities, supporting Kubernetes, Docker, and virtual machine setups. While T1 supports performing chaos experiments in live production environments, T2 focuses on testing environments, particularly pre-production setups. T3 is a retired tool designed initially for AWS but lacks support for Kubernetes. Its functions have been migrated to newer Netflix tools such as Chaos Monkey, Swabbie, and Spinnaker, making it better suited to traditional infrastructures. T4 and T5 both support Kubernetes and virtual machine environments in hybrid clouds. These tools offer full automation options, with features like workflow automation and custom integrations, making them ideal for chaos testing in pre-production and production environments. T6 and T7 focus on Kubernetes and serverless functions, offering manual, semi-automated, and fully automated modes. While T6 is optimized for hybrid cloud setups with advanced workflow customization, T7 is better suited for production resilience testing in Kubernetes environments. T8 and T9 emphasize adaptability across diverse infrastructures. T8 supports Kubernetes, serverless functions, and on-premise setups, focusing on manual testing modes with customizable workflows. T9, on the other hand, operates across virtual machines and Kubernetes environments, providing semi-automated and fully automated capabilities with workflow automation and custom integration options, making it suitable for public cloud systems. Finally, T10 excels in hybrid cloud environments, supporting Kubernetes and virtual machines with advanced automation and integration capabilities for pre-production and production stages. This taxonomy ensures that chaos engineering tools are mapped to their ideal use cases, helping practitioners choose the best tools for their systems. Our online appendix provides the complete list of tools considered.

**Fig. 9.** A Taxonomy of Chaos Engineering Platforms.

5.3 Adoption Practices

Adopting chaos engineering requires a structured approach, balancing best practices with avoiding common mistakes. To effectively implement chaos experiments and reduce the risk of system failures or disruptions, organizations should follow well-established guidelines for planning, executing, and evaluating these experiments [67, 154]. Table 11 summarizes essential best practices, such as starting with small, controlled experiments, setting clear objectives, automating tests, and closely monitoring system behavior. Additionally, organizations should limit the scope of experiments, encourage cross-team collaboration, and continuously refine processes based on experiment outcomes. While following best practices is crucial, organizations must also avoid common pitfalls, such as those outlined in Table 12, which include failing to tailor experiments to specific systems,

neglecting proper planning and hypothesis formation, and lacking adequate safety mechanisms. By adhering to best practices and avoiding these common pitfalls, organizations can confidently integrate chaos engineering into their systems and achieve successful outcomes [154].

Table 11. Best Practices

No	Best Practices	Description	Articles	Total
1	Start Small and Scale Up	Start with manageable tests, then expand gradually.	[8, 21, 30, 47, 61, 67, 79, 83, 127, 129, 154, 168]	12
2	Define Clear Objectives	Set precise goals to guide each experiment's purpose and outcomes.	[5, 40, 41, 67, 74, 77, 79, 83, 88, 129, 154, 156, 168, 188]	14
3	Automate Experiments	Use automation tools to run chaos experiments regularly, ensuring consistency and frequency.	[5, 10, 11, 17, 27, 45, 61, 62, 67, 73, 74, 79, 85, 106, 119, 142, 147, 154, 156, 168, 175, 180, 188, 190]	24
4	Track and Measure Results	Monitor the system's performance during experiments and collect data to see the impact.	[10, 21, 27, 40, 47, 61, 67, 69, 73, 74, 79, 83, 85, 93, 106, 107, 129, 154, 156, 168, 169, 175, 188]	23
5	Involve all Key Stakeholders	Include team members to ensure everyone is informed and aligned.	[21, 41, 48, 61, 62, 67, 74, 83, 95, 129, 154, 168]	12
6	Document and Improve	Record experiments to continually improve the system.	[21, 61, 67, 74, 83, 88, 127, 129, 154, 168, 190]	11

Table 12. Bad Practices

No	Bad Practices	Description	Articles	Total
1	Misaligned Chaos	Chaos experiments that don't match the system yield misleading results.	[40, 47, 79, 93, 101, 102, 105, 123, 128, 129, 141, 158, 168, 175, 190, 191]	16
2	Inadequate Experimentation	Without planning, clear goals, and baseline tracking, assessing chaos test impacts becomes difficult.	[1, 2, 8, 10, 11, 21, 41, 45, 48, 60–62, 67, 69, 74, 77, 79, 80, 83, 93, 95, 97, 102, 114, 121, 127, 128, 156, 160, 176, 180]	31
3	Safety Mechanism Oversight	Not testing rollback and safety features risks uncontrolled failures.	[5, 11, 17, 21, 30, 41, 61, 67, 73, 74, 77, 83, 86, 93, 119, 127, 129, 133, 147, 156, 160, 166, 174, 175, 180]	25
4	Insufficient Tooling	Lacking observability, automation, and integration tools makes monitoring and analyzing chaos experiments difficult.	[1, 5, 8, 10, 14, 15, 21, 28, 36, 41, 42, 60, 61, 67, 69, 73, 74, 77, 79, 83, 95, 97, 101, 102, 106, 114, 119, 121, 122, 129, 135, 142, 152, 156, 160, 167, 175, 180, 188]	39
5	Poor Stakeholder Collaboration	Excluding key team members causes misalignment and resistance.	[5, 21, 42, 48, 62, 67, 79, 86, 88, 96, 102, 134, 160, 166]	14

6 Current State of Chaos Engineering (RQ4)

This section first presents the classification of research in chaos engineering, then examines the number of sources published per year and venue type, and finally reviews the venue rankings and key contributors in the field.

6.1 Number of Sources by Research Type

To better understand the current state of chaos engineering research, we classified the primary studies based on the research classification framework proposed by Wieringa et al. [181]. This framework includes the following categories:

- Evaluation research: These studies investigate problems in software engineering practice, often uncovering new knowledge about causal or logical relationships among different phenomena. This type of research is conducted through case or field studies, field experiments, and surveys.
- Philosophical papers: These studies introduce new conceptual frameworks or ways of thinking.
- Solution proposal papers: These studies suggest techniques and argue for their relevance without full-scale validation.
- Validation research: These studies rigorously examine the properties of a proposed solution that has yet to be implemented in practice, employing methodologically sound approaches such as experiments and simulations.
- Opinion papers: These studies present the author's views on what is good or bad about a particular issue and how things should be approached.

- Personal experience papers: These studies describe what was done based on the author's own experience with one or more projects rather than explaining why it was done.

The first author did the classification, which was then reviewed by the second author, with all discrepancies resolved through discussion. The results of this classification, shown in Figure 11, indicate that solution proposal papers were the most frequent type of research between 2019 and 2024. In the academic literature, solution proposal papers dominated, with nine papers in 2021 and 2022 and slightly fewer (eight) in 2023. The grey literature, on the other hand, showed a marked rise in experience reports, growing from six reports in 2022 to eight in 2023. This classification highlights research activities' evolving distribution and focus, emphasizing the dominance of solution proposals in academic literature and the increasing role of practical experience reports in grey literature.

6.2 Number of Sources by Year and Venue Type

We plot the distribution of chaos engineering studies from 2019 to 2024 to examine its adoption pattern (see Figure 10). In 2019, academic publications were minimal, limited to conferences and workshops, while grey literature focused on blogs, reflecting an early exploratory phase. By 2020, academic interest grew, focusing on conferences, though grey literature centered around blogs. In 2021, academic publications peaked across journals, conferences, and workshops, marking the "early adopter" phase, while grey literature remained stable, illustrating the challenges of Moore's Chasm (see Figure 1). In 2022, academic output slightly declined. Still, grey literature grew, diversifying with blogs and white papers, suggesting chaos engineering was beginning to bridge Moore's Chasm and gain broader acceptance. By 2023, academic publications remained steady, though workshops declined, while grey literature expanded further, especially with white papers, signaling continued industry engagement. The slight decline observed in 2024 for both academic and grey literature suggests a possible temporary slowdown, as the year is not yet complete, and more publications may emerge [179].

A precise distribution emerges between academic and grey literature publications when examining venue types. Of the 44 scholarly publications, 28 (63.64%) were conference papers, 11 (25%) were journal articles, and 5 (11.36%) were workshops, reflecting a strong preference for conferences as the primary channel for academic dissemination. Among the 44 grey literature publications, 41 (93.18%) were blogs, while 3 (6.82%) were white papers, underscoring blogs as the dominant platform for informal knowledge sharing. These trends indicate that chaos engineering, which began as an emerging research area, has evolved into a mature field of interest [172], attracting significant attention from academia and industry.

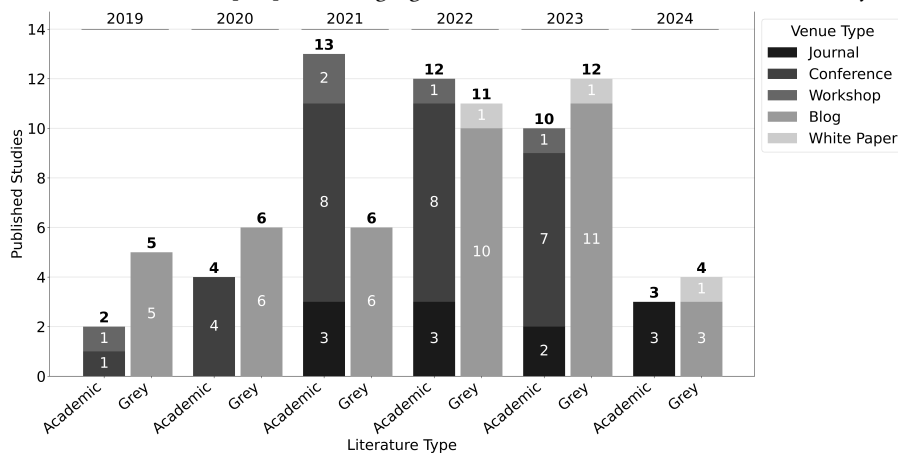


Fig. 10. Distribution of Academic and Grey Literature Studies over Years and Venue Type.

6.3 Publication trends and key Contributors in Academic and Grey Literature

We analyzed publication trends in chaos engineering by examining venues based on their type and ranking and identifying key contributors within academic and grey literature. This analysis provides insights into the maturity of the domain [172].

6.3.1 Academic Literature. First, we analyzed venues based on their name, ranking, and type (journal or conference). As shown in Table 13, prominent venues include key publishers such as IEEE and ACM, which are widely recognized for hosting high-impact conferences and journals in chaos engineering. The venues were categorized using the Computing Research and Education Association of Australasia (CORE) ranking for conferences (CORE 2023)³ and the Scimago ranking for journals

³<https://portal.core.edu.au/conf-ranks/>

(Scimago 2023)⁴. Figure 12 presents the distribution of sources in these venues. The data indicates that the largest share of studies is found in unranked venues (12 sources), with a significant number published in Q1 venues reflecting solid academic interest. High-ranking venues, such as A and A*, include several prominent IEEE and ACM conferences, emphasizing the quality of research in the field. Lower-ranked venues, including B, C, and workshops, also contribute to the research landscape, although fewer studies are published in Q2 venues. Table 13 highlights the top 10 primary studies in chaos engineering, ranked by citation count. It should be noted that only the first author of each study is listed, even if there are multiple authors [172]. Study A42 from Sun Yat-Sen University, China, leads the list, presenting MicroRank, a tool for end-to-end latency issue localization in microservice environments. Following closely are studies A02 and A09 from the Hasso Plattner Institute in Germany, which explore chaos engineering applications in cloud security and continuous auditing and threat detection across multi-cloud environments. KTH Royal Institute of Technology, Sweden, is represented by three influential works, A03, A05, and A06, investigating fault injection and resilience in containerized systems and Java Virtual Machine (JVM) environments. Netflix contributes with study A36, focusing on automating chaos experiments within production environments, while Carnegie Mellon University's A22 emphasizes service-level fault injection testing via the Filibuster tool. Additional contributions include A26 from Lund University, which presents an implementation framework for chaos engineering, and A35 from the University of Stuttgart, which proposes an approach for prioritizing chaos experiments using established risk analysis techniques. This collection of studies from institutions in countries such as China, Germany, Sweden, and the United States reflects a global commitment to advancing chaos engineering with applications to enhance system resiliency, strengthen cloud infrastructure, and improve reliability in production environments worldwide.

6.3.2 Grey Literature. Unlike traditional academic literature, which follows a structured format and is ranked using systems such as h-index or Scimago, grey literature lacks standardized organization. It cannot be assessed using typical academic metrics. Instead, alt-metrics (alternative metrics used to measure online attention and engagement), such as comments, likes, shares, and social engagement, are used to gauge the quality and impact of grey literature. Table 14 highlights the top five articles in grey literature based on these alt-metrics. Grey literature on chaos engineering is often published by well-known IT companies (e.g., Microsoft, Gremlin, and Capital One) on company blogs or online publishing platforms (e.g., LinkedIn and Medium). These platforms are essential venues for sharing industry-driven insights in formats such as technical articles, blog posts, and white papers. The alt-metrics used, such as likes, comments, and shares, help measure the influence and engagement of the content within the industry, indicating its impact on chaos engineering. In cases where social engagement data was limited, additional quality assessments were considered, including the reputation of the venues, the authors' expertise, and the clarity of the content (see Table 3).

As shown in Table 14, the top five grey articles are authored by industry professionals who provide valuable insights into chaos engineering. Key contributors come from prominent organizations, including Lyft, National Australia Bank (NAB), Expedia, Chaos Toolkit, and Eat Takeaway.com. For example, the study G12 from Lyft, published on Medium, received 348 likes and 2 comments for its introduction of a chaos experimentation framework. The study G11 from NAB, also published on Medium, received 156 likes for its focus on enhancing observability in microservices during chaos experiments. Additional notable contributions include the study G15 from Expedia, whose article on Medium earned 128 likes for detailing Kubernetes-integrated chaos engineering frameworks. The study G25, authored on LinkedIn by Chaos Toolkit, received 52 likes and 52 comments, emphasizing the importance of human interaction in chaos experiments. Lastly, the study G14 from Just Eat Takeaway.com, published on Medium, received 24 likes and 1 comment, highlighting the discovery of hidden system vulnerabilities through chaos engineering. These industry contributions have significantly influenced the development of chaos engineering practices, providing practical insights directly from leaders in the field. As discussed earlier, the same quality assessment criteria were applied, focusing on venue reputation, author expertise, and content clarity, when data on social engagement were insufficient (see Table 3).

7 Discussion

In this section, we summarize the key findings of our review and discuss their implications. We also outline open issues in chaos engineering research and discuss potential threats to our study's validity.

7.1 Implications of Findings

The analysis highlights five key implications for researchers and practitioners in chaos engineering:

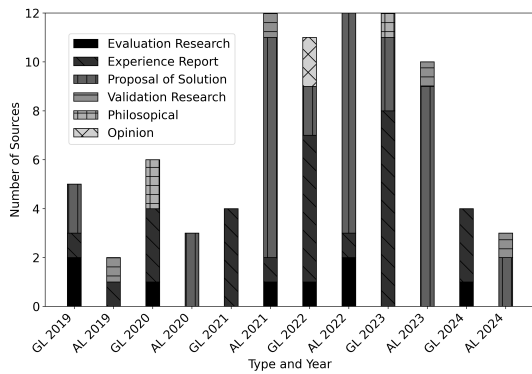
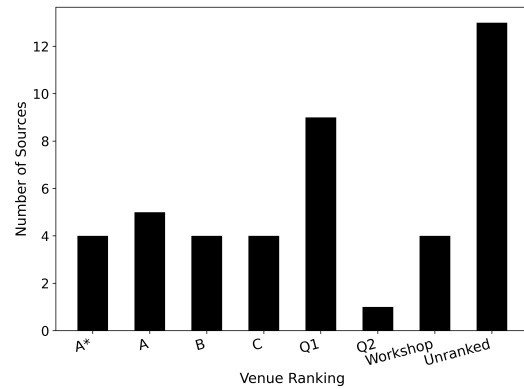
⁴<https://www.scimagojr.com/journalrank.php>

Table 13. Top-10 of Papers Ordered by Citations in Academic Literature (SC - SCOPUS, GS - Google Scholar).

Rank	ID	Title	Author	Affiliation	SC	GS
1	A42	MicroRank: End-to-End Latency Issue Localization with Extended Spectrum Analysis in Microservice Environments	Guangba Yu	Sun Yat-Sen University, China	50	72
2	A02	CloudStrike: Chaos Engineering for Security and Resiliency in Cloud Infrastructure	Kennedy A. Torkura	Hasso Plattner Institute, Germany	39	70
3	A09	Continuous Auditing and Threat Detection in Multi-cloud Infrastructure	Kennedy A. Torkura	Hasso Plattner Institute, Germany	28	53
4	A03	A Chaos Engineering System for Live Analysis and Falsification of Exception-Handling in the JVM	Long Zhang	KTH Royal Institute of Technology, Sweden	15	44
5	A05	Observability and Chaos Engineering on System Calls for Containerized Applications in Docker	Long Zhang	KTH Royal Institute of Technology, Sweden	17	40
6	A36	Automating Chaos Experiments in Production	Ali Basiri	Netflix in Los Gatos, California.	15	40
7	A26	Getting Started with Chaos Engineering - Design of an Implementation Framework in Practice	Hugo Jernberg	Lund University and ICA Gruppen AB, Lund/Solna, Sweden	7	21
8	A22	Service-level Fault Injection Testing	Christopher S. Meiklejohn	Carnegie Mellon University, Pittsburgh, PA, United States	14	19
9	A06	Maximizing Error Injection Realism for Chaos Engineering With System Calls	Long Zhang	KTH Royal Institute of Technology, Sweden	6	18
10	A35	Identifying and Prioritizing Chaos Experiments by Using Established Risk Analysis Techniques	Dominik Kesim	University of Stuttgart, Germany	8	16

Table 14. Top-5 Articles Ordered by Altmetrics (Comments / Likes/Claps) in Grey Literature.

Rank	ID	Comments	Likes/Claps	Author	Affiliation	Venue
1	G12	2	348	Kathan Shah & Subhra Mondal	Lyft	Medium
2	G11	-	156	Prateek Sachan	National Australia Bank (NAB)	Medium
3	G15	-	128	Nikos Katirzis	Expedia Group	Medium
4	G25	-	52	Russ Miles	Chaos Toolkit	Medium
5	G14	1	24	Mathew Moon	Just Eat Takeaway.com	Medium

**Fig. 11.** Research Type of Academic (AL) and Grey (GL) Literature Studies.**Fig. 12.** Venue Ranking of Academic Literature Studies.

- **Need for a Unified Definition:** The literature reveals inconsistencies in defining chaos engineering. Although tech giants like Google, Amazon, and Netflix provide definitions that emphasize resilience testing through controlled failure injection, there is variation in focus across other companies, with some prioritizing production-level experimentation, self-healing capabilities, or anti-fragility. A unified definition can align research efforts and support the

systematic adoption of chaos engineering practices, strengthening reliability across complex Information Technology (IT) environments [78, 81, 153].

- **Complementary Role to Traditional Testing:** Chaos engineering should be viewed as a complement to traditional testing rather than a replacement [18, 127]. While conventional testing may miss subtle vulnerabilities within complex systems, chaos engineering exposes these issues through proactive experimentation. Recognizing chaos engineering as an additional layer to traditional methods emphasizes its role in enhancing system resilience, especially in high-stakes, mission-critical environments. Integrating chaos engineering into testing workflows is encouraged for those aiming to build more robust and reliable systems.
- **Growing Alignment of Research Theory and Practice:** The prevalence of solution-oriented papers in academic literature alongside experience reports in grey literature reflects an increasing alignment between research and practice in chaos engineering. This synergy allows researchers to refine models based on real-world applications while practitioners benefit from research-backed frameworks, thus bridging the gap between theory and implementation. As suggested in previous studies [79, 143], fostering industry-academia collaborations could further integrate academic rigor with practical insights, advancing chaos engineering as a more resilient and impactful field.
- **Targeted Tool Selection:** The study suggests that organizing chaos engineering tools by factors like execution environment and automation level might help practitioners make informed decisions when selecting tools. This taxonomy enables organizations to choose tools that match their specific infrastructure, operational needs, and risk tolerance, minimizing disruptions, managing costs, and enhancing resilience testing across development stages. This targeted approach allows tools to align with specific testing phases, from initial experimentation to production-level assessments, ensuring that chaos engineering efforts are both cost-efficient and impactful, ultimately supporting system reliability.
- **Standardized Practices:** The findings highlight the importance of a standardized approach in chaos engineering to ensure consistent and practical application across diverse environments. Following best practices, which contribute to reliable and predictable outcomes [99], enables organizations to build resilience and systematically manage risks. These practices, such as starting with small, controlled experiments, setting clear objectives, and automating processes where possible, support organizations in achieving reliable outcomes crucial for managing complex systems. Conversely, neglecting these practices, such as misaligned experiment design or insufficient safety mechanisms, can lead to inconsistent testing and increased system vulnerability. These findings underscore the need to balance adherence to best practices with avoiding common pitfalls, ensuring that chaos engineering aligns with broader operational goals to foster stability and reliability.
- **Insights through Quantitative and Qualitative Fusion:** An essential implication of the findings is that combining quantitative and qualitative evaluation methods provides a comprehensive framework for assessing and improving system stability in chaos engineering. Quantitative metrics offer objective data on performance under stress, such as error rates, MTTR, and availability. At the same time, qualitative insights, including user experience and team feedback, reveal the broader impacts of system failures. This combined approach helps organizations identify technical vulnerabilities and understand their user and business impacts, enabling targeted investments in both stability and operational efficiency to align improvements with business goals and user expectations.

7.2 Open Research Issues and Practical Challenges in Chaos Engineering

Our review identifies several unresolved issues in chaos engineering, including research gaps and organizational challenges. We examine these issues from three perspectives: people, process, and technology.

7.2.1 People. In chaos engineering, people include engineers, managers, and other team members who collaborate to design and run experiments, ensuring that the systems are thoroughly tested [66, 113, 122]. First, some organizations struggle with poor communication and collaboration between teams, leading to incomplete or ineffective experiments [190]. Encouraging more vital teamwork and shared ownership could improve results by fostering better department communication [61, 86, 95]. Another challenge is the shortage of specialists, making it difficult for organizations to carry out chaos experiments. This gap could be addressed by creating comprehensive training programs and certifications that allow staff to develop the necessary expertise [40, 122, 187]. Finally, cultural resistance is expected, as fear of failure and blame often hinder wider adoption [143, 152]. Implementing cultural change initiatives that promote learning from controlled failures and reduce fear of backlash can create a more open environment for experimentation [67].

7.2.2 Process. The process aspect refers to the specific steps and methodologies, such as planning, testing, and reporting, that guide the implementation of chaos experiments [11, 95, 125]. First, the lack of standardized guidelines across industries makes consistent application difficult [36, 95, 122]. Developing a set of best practices and frameworks would help organizations measure progress and improve the effectiveness of these practices [21, 149]. The research shows that many organizations struggle to prioritize chaos experiments alongside daily operations, often finding it difficult to allocate time and resources while maintaining operational stability. Establishing transparent processes for scheduling and running these experiments during non-critical periods or as part of routine maintenance can help mitigate the issue [88].

7.2.3 Technology. Technology refers to the systems and infrastructure used to design, execute, and monitor failure scenarios, supporting and amplifying human efforts and processes [66, 125]. First, chaos experiments are resource-intensive and require significant computational power and storage. This makes it difficult for organizations to allocate infrastructure without affecting critical operations [40, 122]. To manage this, companies can schedule experiments during low-traffic periods or use scalable cloud resources to reduce strain [61, 95]. Second, deploying chaos tools requires specialized knowledge, making it challenging to scale experiments consistently [187, 190]. This challenge can be alleviated with better documentation, training, and platforms that simplify deployment for teams with less expertise [11]. Third, many chaos engineering tools lack automation, making setup and execution time-consuming and prone to errors. Automating processes like fault injection and monitoring can reduce the burden on engineers, minimize mistakes, and improve scalability. Organizations can address this through commercial tools or internal solutions [11, 36, 149]. Finally, while Artificial Intelligence (AI) holds promise for further streamlining experiment design and execution, research in this area is still limited. Using AI could reduce errors, improve efficiency, and help organizations scale their resilience efforts more effectively [191].

7.3 Threats to Validity

We considered several potential threats to the external, construct, internal, and conclusion validity [184] that may impact our study.

7.3.1 Threats to External Validity. External validity refers to the extent to which the study results are applicable in a broader context [184]. Since our multivocal review incorporated studies from various online sources, our findings may have limited applicability across the wider landscape of practices and general disciplines in chaos engineering, thus posing a threat to external validity. To enhance the external validity of our findings, we conducted multiple feedback sessions throughout the analysis of the selected studies. The discussions of each session were analyzed, providing qualitative insights that allowed us to refine our research methods and the applicability of our results. Furthermore, we compiled an online appendix with all artifacts generated during our analysis, including a complete list of sources, codes, and groups (see Section 2), making them publicly accessible for further examination. Another potential threat is the risk of missing relevant literature (grey and scientific) due to alternative terminology for related concepts that may not match our search terms. We explicitly included relevant associated synonyms and terms in our search strings to address this threat. We also leveraged search engine features that inherently consider variations of terms in a search string. The items identified were rigorously assessed based on multiple quality dimensions [183]. Finally, while there are numerous chaos engineering tools, we limited our analysis to ten due to practicality. To mitigate this limitation, we selected the ten most relevant tools currently used by practitioners. A detailed comparison of these chosen tools may provide additional insight, which we propose for future research.

7.3.2 Threats to Construct and Internal Validity. Construct validity pertains to the generalizability of the study's constructs, while internal validity relates to the credibility of the methods used for data analysis, including possible biases [184]. To reduce potential threats to construct and internal validity, we implemented multiple triangulation rounds, inter-rater reliability assessments, and quality control measures (see Section 2). These methods helped minimize potential biases, such as observer and interpretive biases, thereby enhancing the validity of our data analysis. Additional studies and codes were incorporated, although no further inter-rater evaluation was conducted. In particular, some risk of observer bias remains inherent in this methodology [99].

7.3.3 Threats to Conclusion Validity. Conclusion validity refers to the extent to which the conclusions of the study are credibly supported by the available data [184]. To address this threat, we used thematic coding and inter-rater reliability assessments to reduce observer and interpretive biases, aiming to analyze the data thoroughly. Furthermore, the study conclusions were independently derived by different authors and subsequently reviewed and validated against the primary studies selected during a feedback session.

8 Related Surveys

In this section, we consider key surveys on resilience, robustness, and fault injection techniques, exploring their relationship to the proactive focus of chaos engineering. For example, Natella et al. conducted an extensive survey on Software Fault Injection (SFI) techniques, categorizing methods by fault types, injection approaches, and application domains. These techniques are valuable for assessing software reliability in controlled settings. However, SFI techniques are generally applied in pre-production or isolated environments rather than in the live, iterative fault-testing scenarios central to chaos engineering [120]. Another study, conducted by Colman-Meixner et al. [34], explores resilience strategies across cloud infrastructure layers, such as physical servers, virtualization, and application components. Their work proposes a multi-layered framework with redundancy and failover mechanisms to ensure continuity during failures. While this approach aligns with the resilience goals of chaos engineering, the focus remains on structured recovery strategies within controlled environments rather than proactive fault injection in live settings. Laranjeiro et al. [100] reviewed robustness assessment techniques for systems such as operating systems and middleware and discussed methods such as fault injection and API testing to evaluate dependability under stress. These approaches aim to identify weaknesses but emphasize static testing, which does not include the proactive, live-system experiments that chaos engineering relies on. More recently, Rouholamini et al. [144] presented a study on proactive self-healing techniques in cloud computing, categorizing strategies such as automated fault detection, anomaly recognition, and self-correction mechanisms. These techniques improve system resilience by addressing faults as they arise, but differ from the chaos engineering approach of using intentional fault injection to reveal latent vulnerabilities preemptively.

In general, there is a significant knowledge gap in the area of proactive and iterative resilience testing directly within live production environments. Moreover, there are no comprehensive reviews of the literature on chaos engineering. Therefore, this review paper systematically analyzes, assesses, and summarizes the existing literature to clarify the unique contributions of chaos engineering to the domain of system resilience.

9 Conclusion and Future Work

As modern distributed systems become increasingly complex, chaos engineering offers a proactive approach to ensure stability by introducing controlled failures that reveal system weaknesses, prevent outages, and support high performance under stress. This study bridges the gap between research insight and industry practices through a multivocal literature review (MLR) of 88 sources from academic and grey literature. To promote clarity across academia and industry, we proposed a unified definition of chaos engineering, reinforcing its role as a vital complement to traditional testing. We identified the main functionalities of a chaos engineering platform and compiled a set of principles that can guide systematically planning and conducting chaos experiments. In addition, we presented the key components of a chaos engineering platform and identified 12 quality requirements to guide the selection and evaluation of the platform. We also identified eight qualitative and four quantitative metrics essential for evaluating the impact of chaos experiments, ensuring that chaos engineering meaningfully enhances system robustness. Our review highlights four technical and three socio-technical challenges that chaos engineering seeks to resolve. To support organizations in structuring chaos engineering practices, we developed a taxonomy that organizes tools and techniques by environment, automation mode, automation strategy, and deployment stage while identifying the ten most commonly used tools within this framework. This categorization is valuable to practitioners and researchers when selecting tools that align with specific infrastructure needs and risk profiles. In addition, we identified six best practices and five common pitfalls in the implementation of chaos engineering. These practices and potential pitfalls guide organizations in optimizing their chaos engineering initiatives to foster safer and more robust systems. Our findings also reveal that solution-oriented research in academia and practical experience in industry converge, underscoring chaos engineering's essential role in strengthening modern distributed systems. Finally, we outlined several research and practical challenges that must be addressed to realize chaos engineering's vision entirely. We believe that these identified open issues can guide future research in the domain of chaos engineering.

In future work, we plan to use GitHub repository mining to identify various open-source projects that implement chaos engineering practices and utilize associated tools. This exploration will complement the ten tools analyzed in this literature review, offering broader insights into the prevalence and practical application of chaos engineering in diverse projects. Additionally, we aim to apply chaos engineering to improve the robustness of AI-enabled systems by evaluating how such systems handle disruptions in accuracy, adaptability, and consistency, ensuring that they continue to deliver reliable performance even under challenging conditions.

References

- [1] Kalam Abdul. 2024. Vault chaos engineering. Retrieved April 28, 2024 from <https://www.hashicorp.com/blog/vault-chaos-engineering>
- [2] Koby Aharon. 2024. Introduction to Chaos Engineering in Serverless Architectures. Retrieved April 28, 2024 from <https://www.ranthebuilder.cloud/post/introduction-to-chaos-engineering-serverless>
- [3] Waseem Ahmed and Yong Wei Wu. 2013. A survey on reliability in distributed systems. *J. Comput. System Sci.* 79, 8 (2013), 1243–1255.
- [4] Peace Aisosa. 2023. Principles of Chaos Engineering. Towards AI. <https://towardsai.net/p/l/principles-of-chaos-engineering> Last accessed: September 17, 2024.
- [5] Amro Al-Said Ahmad, Lamis F Al-Qora'n, and Ahmad Zayed. 2024. Exploring the impact of chaos engineering with various user loads on cloud native applications: an exploratory empirical study. *Computing* 106, 8 (2024), 2389–2425.
- [6] Mohammed M Alabbadi. 2011. Cloud computing for education and learning: Education and learning as a service (ELaaS). In *14th International Conference on Interactive Collaborative Learning (ICL2011)*. IEEE, Piestany, Slovakia, 589–594.
- [7] Koushik Annapureddy. 2010. Security challenges in hybrid cloud infrastructures. *Aalto University* 7, 4 (2010), 1–6.
- [8] Shan Anwar and Balaji Arunachalam. 2019. Automating Resiliency: How To Remain Calm In The Midst Of Chaos. Retrieved April 28, 2024 from <https://medium.com/intuit-engineering/automating-resiliency-how-to-remain-calm-in-the-midst-of-chaos-d0d3929243ca>
- [9] Maricela-Georgiana Avram. 2014. Advantages and challenges of adopting cloud computing from an enterprise perspective. *Procedia Technology* 12 (2014), 529–534.
- [10] Azure Readiness. 2023. Intro to Chaos Engineering and Azure Chaos Studio (Preview). Retrieved April 24, 2024 from <https://www.007fflearning.com/post/intro-to-chaos-engineering-and-azure-chaos-studio-preview>
- [11] Mekan Bairyev. 2023. Chaos Engineering: Principles and Best Practices. Retrieved April 28, 2024 from <https://maddevs.io/blog/chaos-engineering/>
- [12] R Balasubramanian and M Aramudhan. 2012. Security issues: public vs private vs hybrid cloud computing. *International Journal of Computer Applications* 55, 13 (2012), 35–41.
- [13] Ali Basiri, Niosha Behnam, Ruud De Rooij, Lorin Hochstein, Luke Kosewski, Justin Reynolds, and Casey Rosenthal. 2016. Chaos engineering. *IEEE Software* 33, 3 (2016), 35–41.
- [14] Ali Basiri, Lorin Hochstein, Nora Jones, and Haley Tucker. 2019. Automating chaos experiments in production. In *2019 IEEE/ACM 41st International Conference on Software Engineering: Software Engineering in Practice (ICSE-SEIP)*. IEEE, Netflix, Los Gatos, CA, 31–40.
- [15] Martin Bedoya, Sara Palacios, Daniel Diaz-López, Pantaleone Nespoli, Estefania Laverde, and Sebastián Suárez. 2023. Securing cloud-based military systems with Security Chaos Engineering and Artificial Intelligence. In *Proceedings of the 18th International Conference on Availability, Reliability and Security*. IEEE, Belgota Germany, 1–9.
- [16] Sururah A. Bello, Lukumon O. Oyedele, Olugbenga O. Akinade, Muhammad Bilal, Juan Manuel Davila Delgado, Lukman A. Akanbi, Anuoluwapo O. Ajayi, and Hakeem A. Owolabi. 2021. Cloud computing in construction industry: Use cases, benefits and challenges. *Automation in Construction* 122 (2021), 103441. <https://doi.org/10.1016/j.autcon.2020.103441>
- [17] Sathyapriya Bhaskar. 2022. Chaos engineering: A step toward reliability. Retrieved April 28, 2024 from <https://www.virtusa.com/insights/perspectives/chaos-engineering> Published by Virtusa.
- [18] Sam Bocetta. 2019. How to Use Chaos Engineering to Break Things Productively. Retrieved April 28, 2024 from <https://www.infoq.com/articles/chaos-engineering-security-networking/>
- [19] Hudson Borges, Andre Hora, and Marco Tulio Valente. 2016. Understanding the factors that impact the popularity of GitHub repositories. In *2016 IEEE international conference on software maintenance and evolution (ICSME)*. IEEE, Brazil, 334–344.
- [20] Virginia Braun and Victoria Clarke. 2006. Using thematic analysis in psychology. *Qualitative research in psychology* 3, 2 (2006), 77–101.
- [21] Ralfs Bremmers. 2021. How Implementing Chaos Engineering Can Benefit Your Project. Retrieved April 28, 2024 from <https://www.testdevlab.com/blog/how-implementing-chaos-engineering-can-benefit-your-project>
- [22] Christoph Buck, Christian Olenberger, André Schweizer, Fabiane Völter, and Torsten Eymann. 2021. Never trust, always verify: A multivocal literature review on current knowledge and research gaps of zero-trust. *Computers & Security* 110 (2021), 102436.
- [23] Bert-Jan Butijn, Damian A Tamburri, and Willem-Jan van den Heuvel. 2020. Blockchains: a systematic multivocal literature review. *ACM Computing Surveys (CSUR)* 53, 3 (2020), 1–37.
- [24] Rajkumar Buyya, Chee Shin Yeo, Srikumar Venugopal, James Broberg, and Ivona Brandic. 2009. Cloud computing and emerging IT platforms: Vision, hype, and reality for delivering computing as the 5th utility. *Future Generation Computer Systems* 25, 6 (2009), 599–616. <https://doi.org/10.1016/j.future.2008.12.001>
- [25] Oliver Byström. 2022. A comparison between on-premise and cloud environments in terms of security: With an emphasis on Software-as-a-Service & Platform-as-a-Service.
- [26] Rocco Caferra, John D Hey, Andrea Morone, and Marco Santorsola. 2023. Dynamic inconsistency under ambiguity: An experiment. *Journal of Risk and Uncertainty* 67, 3 (2023), 215–238.
- [27] Carlos Camacho, Pablo C Cañizares, Luis Llana, and Alberto Núñez. 2022. Chaos as a Software Product Line—a platform for improving open hybrid-cloud systems resiliency. *Software: Practice and Experience* 52, 7 (2022), 1581–1614.
- [28] Matteo Camilli, Antonio Guerriero, Andrea Janes, Barbara Russo, and Stefano Russo. 2022. Microservices integrated performance and reliability testing. In *Proceedings of the 3rd ACM/IEEE International Conference on Automation of Software Test*. ACM, Bolzano, Italy, 29–39.
- [29] Paul Castro, Vatche Ishakian, Vinod Muthusamy, and Aleksander Slominski. 2017. Serverless programming (function as a service). In *2017 IEEE 37th International Conference on Distributed Computing Systems (ICDCS)*. IEEE, Watson Research Center, 2658–2659.
- [30] Guo Chen, Guotao Bai, Chun Zhang, Juan Wang, Kang Ni, and Zhi Chen. 2022. Big data system testing method based on chaos engineering. In *2022 IEEE 12th International Conference on Electronics Information and Emergency Communication (ICEIEC)*. IEEE, Beijing, China, 210–215.
- [31] Hongyang Chen, Pengfei Chen, Guangba Yu, Xiaoyun Li, Zilong He, and Huxing Zhang. 2024. MicroFI: Non-Intrusive and Prioritized Request-Level Fault Injection for Microservice Applications. *IEEE Transactions on Dependable and Secure Computing* 21, 1 (2024), 1–18.
- [32] Jessica Chen, Robert M Hierons, and Hasan Ural. 2006. Overcoming observability problems in distributed test architectures. *University of Windsor* 98, 5 (2006), 177–182.
- [33] Lianping Chen, Muhammad Ali Babar, and He Zhang. 2010. Towards an evidence-based understanding of electronic data sources. In *14th International Conference on Evaluation and Assessment in Software Engineering (EASE)*. BCS Learning & Development, Limerick, Ireland, 1–4.
- [34] Carlos Colman-Meixner, Chris Develder, Massimo Tornatore, and Biswanath Mukherjee. 2016. A survey on resiliency techniques in cloud computing infrastructures and applications. *IEEE Communications Surveys & Tutorials* 18, 3 (2016), 2244–2281.
- [35] Adrian Colyer. 2019. Automating chaos experiments in production. Retrieved April 28, 2024 from <https://blog.acolyer.org/2019/07/05/automating-chaos-experiments-in-production/>

- [36] Domenico Cotroneo, Luigi De Simone, and Roberto Natella. 2022. Thorfi: a novel approach for network fault injection as a service. *Journal of Network and Computer Applications* 201 (2022), 103334.
- [37] L Minh Dang, Md Jalil Piran, Dongil Han, Kyungbok Min, and Hyeonjoon Moon. 2019. A survey on internet of things and cloud computing for healthcare. *Electronics* 8, 7 (2019), 768.
- [38] Czesław Danilowicz and Ngoc Thanh Nguyen. 2003. Consensus methods for solving inconsistency of replicated data in distributed systems. *Distributed and Parallel Databases* 14 (2003), 53–69.
- [39] Gert-Jan de Vreede, Pedro Antunes, Julita Vassileva, Marco Aurélio Gerosa, and Kewen Wu. 2016. Collaboration technology in teams and publishers: Introduction to the special issue. *Information Systems Frontiers* 18 (2016), 1–6.
- [40] Panagiotis Dedousis, George Stergiopoulos, George Arampatzis, and Dimitris Gritzalis. 2023. Enhancing Operational Resilience of Critical Infrastructure Processes Through Chaos Engineering. *IEEE Access* 11 (2023), 106172–106189.
- [41] Ashwin Dua. 2024. What Is Chaos Engineering and What Are Its Benefits? Retrieved April 28, 2024 from <https://www.turing.com/blog/chaos-engineering-and-its-benefits>
- [42] Sindhuja Durai. 2022. Chaos Testing an Application on AWS. Retrieved April 28, 2024 from <https://developer.gs.com/blog/posts/chaos-testing-an-application-on-aws>
- [43] Pranay Dutta and Prashant Dutta. 2019. Comparative study of cloud services offered by Amazon, Microsoft & Google. *International Journal of Trend in Scientific Research and Development* 3, 3 (2019), 981–985.
- [44] Kleinner Farias, Alessandro Garcia, and Carlos Lucena. 2012. Evaluating the impact of aspects on inconsistency detection effort: a controlled experiment. In *Model Driven Engineering Languages and Systems: 15th International Conference, MODELS 2012, Innsbruck, Austria, September 30–October 5, 2012. Proceedings* 15. Springer, Austria, 219–234.
- [45] Amanda Fawcett. 2020. Chaos engineering 101: Principles, process, and examples. Retrieved April 28, 2024 from <https://www.educative.io/blog/chaos-engineering-process-principles>
- [46] Colin Fidge. 1996. Fundamentals of distributed system observation. *IEEE Software* 13, 6 (1996), 77–83.
- [47] Mattia Fogli, Carlo Giannelli, Filippo Poltronieri, Cesare Stefanelli, and Mauro Tortonesi. 2023. Chaos engineering for resilience assessment of digital twins. *IEEE Transactions on Industrial Informatics* 20, 2 (2023), 1134–1143.
- [48] Sebastian Frank, Alireza Hakamian, Lion Wagner, Dominik Kesim, Christoph Zorn, Jóakim von Kistowski, and André van Hoorn. 2021. Interactive elicitation of resilience scenarios based on hazard analysis techniques. In *European Conference on Software Architecture*. Springer, Stuttgart Germany, 229–253.
- [49] Sebastian Frank, Alireza Hakamian, Denis Zahariev, and André van Hoorn. 2023. Verifying transient behavior specifications in chaos engineering using metric temporal logic and property specification patterns. In *Companion of the 2023 ACM/SPEC International Conference on Performance Engineering*. ACM, Stuttgart Germany, 319–326.
- [50] Sebastian Frank, M Alireza Hakamian, Lion Wagner, Dominik Kesim, Jóakim von Kistowski, and André van Hoorn. 2021. Scenario-based Resilience Evaluation and Improvement of Microservice Architectures: An Experience Report. In *ECSA (Companion)*. Scopus, Stuttgart, Germany, 1–10.
- [51] Saurabh Kumar Garg, Steve Versteeg, and Rajkumar Buyya. 2013. A framework for ranking of cloud computing services. *Future Generation Computer Systems* 29, 4 (2013), 1012–1023.
- [52] Vahid Garousi and Michael Felderer. 2017. Experience-based guidelines for effective and efficient data extraction in systematic reviews in software engineering. In *Proceedings of the 21st International Conference on Evaluation and Assessment in Software Engineering*. ACM, Ankara, Turkey, 170–179.
- [53] Vahid Garousi, Michael Felderer, and Tuna Hacaloğlu. 2017. Software test maturity assessment and test process improvement: A multivocal literature review. *Information and Software Technology* 85 (2017), 16–42.
- [54] Vahid Garousi, Michael Felderer, and Mika V Mäntylä. 2016. The need for multivocal literature reviews in software engineering: complementing systematic literature reviews with grey literature. In *Proceedings of the 20th international conference on evaluation and assessment in software engineering*. Elsevier, Ankara, Turkey, 1–6.
- [55] Vahid Garousi, Michael Felderer, and Mika V Mäntylä. 2019. Guidelines for including grey literature and conducting multivocal literature reviews in software engineering. *Information and software technology* 106 (2019), 101–121.
- [56] Vahid Garousi and Mika V Mäntylä. 2016. When and what to automate in software testing? A multi-vocal literature review. *Information and Software Technology* 76 (2016), 92–117.
- [57] Justin Garrison and Kris Nova. 2017. *Cloud native infrastructure: Patterns for scalable infrastructure and applications in a dynamic environment*. " O'Reilly Media, Inc.", Tokyo.
- [58] Bernd Gastermann, Markus Stopper, Anja Kossik, and Branko Katalinic. 2015. Secure implementation of an on-premises cloud storage service for small and medium-sized enterprises. *Procedia Engineering* 100 (2015), 574–583.
- [59] Radoslav Gatev. 2021. *Introducing Distributed Application Runtime (Dapr)*. Springer, Microsoft.
- [60] Neharika Gianchandani, Dushyant Anoop Sahni, and Ramanpreet Singh. 2022. Is chaos engineering exclusive to Netflix? Well, no, it's for you too! Retrieved April 28, 2024 from <https://www.nagarro.com/en/blog/chaos-engineering-best-practices>
- [61] Navdeep Singh Gill. 2021. Chaos Engineering Principles, Tools and Best Practices. Retrieved April 28, 2024 from <https://www.xenonstack.com/insights/chaos-engineering>
- [62] Navdeep Singh Gill. 2022. Chaos Engineering For Cloud Native - A Definitive Guide. Retrieved April 28, 2024 from <https://www.xenonstack.com/blog/chaos-engineering-for-cloud-native> Accessed: 2024-07-28.
- [63] Google Cloud. 2024. Create Reliable Operational Processes and Tools. https://cloud.google.com/architecture/framework/reliability/create-operational-processes-tools?utm_source=chatgpt.com Last reviewed 2024-09-02 UTC.
- [64] Eugene Gorelik. 2013. *Cloud computing models*. Ph. D. Dissertation. Massachusetts Institute of Technology.
- [65] Sumit Goyal. 2014. Public vs private vs hybrid vs community-cloud computing: a critical review. *International Journal of Computer Network and Information Security* 6, 3 (2014), 20–29.
- [66] Ignacio Graglia. 2024. People, Process, Technology Framework: Definition and Use Cases. Accessed: October 13, 2024. Available at: <https://blog.invgate.com/people-process-technology>.
- [67] Simon Green. 2023. SRE's Guide to Chaos Engineering: Embrace the Chaos for Resilience. Retrieved April 28, 2024 from <https://www.linkedin.com/pulse/sres-guide-chaos-engineering-embrace-resilience-simon-green/>
- [68] Orabi Habeh, Firas Thekrallah, Said A Salloum, and Khaled Shaalan. 2021. Knowledge sharing challenges and solutions within software development team: a systematic review. *Recent Advances in Intelligent Systems and Smart Applications* 8, 9 (2021), 121–141.
- [69] Greg Hawkins. 2020. The Abyss of Ignorable: a Route into Chaos Testing from Starling Bank. Retrieved April 28, 2024 from <https://www.infoq.com/articles/chaos-testing-starling-bank/>

- [70] Matthew Helmke. 2019. Using Chaos Engineering to Demonstrate Regulatory Compliance. <https://www.gremlin.com/blog/using-chaos-engineering-to-demonstrate-regulatory-compliance> Accessed: April 28, 2024.
- [71] Mei-Chen Hsueh, Timothy K Tsai, and Ravishankar K Iyer. 1997. Fault injection techniques and tools. *Computer* 30, 4 (1997), 75–82.
- [72] IBM. 2024. What is Chaos Engineering? <https://www.ibm.com/topics/chaos-engineering> Last accessed: May 17, 2024.
- [73] Hiroki Ikeuchi, Jiawen Ge, Yoichi Matsuo, and Keishiro Watanabe. 2020. A framework for automatic failure recovery in ict systems by deep reinforcement learning. In *2020 IEEE 40th International Conference on Distributed Computing Systems (ICDCS)*. IEEE, Tokyo Japan, 1310–1315.
- [74] Gremlin Inc. 2023. Chaos Engineering: the history, principles, and practice. Retrieved April 28, 2024 from <https://www.gremlin.com/community/tutorials/chaos-engineering-the-history-principles-and-practice>
- [75] Chadni Islam, Muhammad Ali Babar, and Surya Nepal. 2019. A multi-vocal review of security orchestration. *ACM Computing Surveys (CSUR)* 52, 2 (2019), 1–45.
- [76] Yashpalsinh Jadeja and Kirit Modi. 2012. Cloud computing-concepts, architecture and challenges. In *2012 international conference on computing, electronics and electrical technologies (ICCEET)*. IEEE, Nagercoil, India, 877–880.
- [77] Madhuri Jakkaraju. 2020. 5 steps to getting your app chaos ready. Retrieved April 28, 2024 from <https://www.capitalone.com/tech/software-engineering/is-your-app-chaos-engineering-ready/>
- [78] JAVMK Jayakody and WMJI Wijayanayake. 2024. DevOps Maturity: A Systematic Literature Review. In *2024 International Research Conference on Smart Computing and Systems Engineering (SCSE)*, Vol. 7. IEEE, University of Kelaniya, Sri Lanka, 1–6.
- [79] Hugo Jernberg, Per Runeson, and Emelie Engström. 2020. Getting Started with Chaos Engineering-design of an implementation framework in practice. In *Proceedings of the 14th ACM/IEEE International Symposium on Empirical Software Engineering and Measurement (ESEM)*. ACM, Lund Sweden, 1–10.
- [80] Zhenlan Ji, Pingchuan Ma, and Shuai Wang. 2023. Perfce: Performance debugging on databases with chaos engineering-enhanced causality analysis. In *2023 38th IEEE/ACM International Conference on Automated Software Engineering (ASE)*. IEEE, Bangalore India, 1454–1466.
- [81] Lindsey Jones. 2019. Resilience isn't the same for all: Comparing subjective and objective approaches to resilience measurement. *Wiley Interdisciplinary Reviews: Climate Change* 10, 1 (2019), e552.
- [82] Mark Jones. 2020. JPMC, Uber, GrubHub — tech giants talk chaos engineering. <https://techhq.com/2020/10/jpmc-uber-grubhub-3-tech-giants-talk-chaos-engineering/> Last accessed: May 17, 2024.
- [83] Raturaj Kadikar. 2023. Building Resilience with Chaos Engineering and Litmus. Retrieved April 28, 2024 from <https://www.infracloud.io/blogs/building-resilience-chaos-engineering-litmus/>
- [84] Omar Kahil and Daniel Arenhage. 2021. Chaos engineering on Amazon EKS using AWS Fault Injection Simulator. AWS DevOps Blog. <https://aws.amazon.com/blogs/devops/chaos-engineering-on-amazon-eks-using-aws-fault-injection-simulator/> Last accessed: September 14, 2024.
- [85] Ayham Kassab, Etienne Rivière, Guillaume Rosinosky, Ramin Sadre, and Viet Hoang Tran. 2022. C2B2: a Cloud-native Chaos Benchmarking suite for the Hyperledger Fabric Blockchain. In *2022 18th European Dependable Computing Conference (EDCC)*. IEEE, Icteam Belgium, 89–96.
- [86] Nikos Katirtzis. 2022. Chaos Engineering at Expedia Group. Retrieved April 28, 2024 from <https://medium.com/expedia-group-tech/chaos-engineering-at-expedia-group-e51a0288ee2>
- [87] David Kavaler, Asher Trockman, Bogdan Vasilescu, and Vladimir Filkov. 2019. Tool choice matters: JavaScript quality assurance tools and usage outcomes in GitHub projects. In *2019 IEEE/ACM 41st International Conference on Software Engineering (ICSE)*. IEEE, University of California, Davis, 476–487.
- [88] Dominik Kesim, André van Hoorn, Sebastian Frank, and Matthias Häußler. 2020. Identifying and prioritizing chaos experiments by using established risk analysis techniques. In *2020 IEEE 31st International Symposium on Software Reliability Engineering (ISSRE)*. IEEE, Stuttgart Germany, 229–240.
- [89] Rohit Khankhoje. 2022. Beyond Coding: A Comprehensive Study of Low-Code, No-Code and Traditional Automation. *Journal of Artificial Intelligence & Cloud Computing*. SRC/JAICC-160. DOI: [doi.org/10.47363/JAICC/2022\(1\)148](https://doi.org/10.47363/JAICC/2022(1)148) (2022), 2–5.
- [90] Barbara Kitchenham. 2004. Procedures for performing systematic reviews. *Keele, UK, Keele University* 33, 2004 (2004), 1–26.
- [91] Barbara Kitchenham, Stuart Charters, et al. 2007. Guidelines for performing systematic literature reviews in software engineering.
- [92] Floriment Klinaku, Martina Rapp, Jörg Henss, and Stephan Rhode. 2022. Beauty and the beast: A case study on performance prototyping of data-intensive containerized cloud applications. In *Companion of the 2022 ACM/SPEC International Conference on Performance Engineering*. ACM, Stuttgart, Germany, 53–60.
- [93] Charalambos Konstantinou, George Stergiopoulos, Masood Parvania, and Paulo Esteves-Verissimo. 2021. Chaos engineering for enhanced resilience of cyber-physical systems. In *2021 Resilience Week (RWS)*. IEEE, Saudi Arabia, 1–10.
- [94] Mikael Koskinen, Tommi Mikkonen, and Pekka Abrahamsson. 2019. Containers in software development: A systematic mapping study. In *International conference on product-focused software process improvement*. Springer, University of Helsinki, Finland, 176–191.
- [95] Nikola Kostic. 2024. Chaos Engineering: Definition, Principles, Best Practices. Retrieved April 28, 2024 from <https://phoenixnap.com/blog/chaos-engineering>
- [96] Narayanan Krishnamurthy. 2021. Chaos Is Good! — In Tech. Retrieved April 28, 2024 from <https://eng.lifion.com/chaos-is-good-in-tech-2c487fce102f>
- [97] Andreas Krivas and Rafael Portela. 2020. Comparing Chaos Engineering Tools for Kubernetes Workloads. Retrieved April 28, 2024 from <https://blog.container-solutions.com/comparing-chaos-engineering-tools>
- [98] Santosh Kumar and RH Goudar. 2012. Cloud computing-research issues, challenges, architecture, platforms and applications: a survey. *International Journal of Future Computer and Communication* 1, 4 (2012), 356.
- [99] Indika Kumara, Martín Garriga, Angel Urbano Romeu, Dario Di Nucci, Fabio Palomba, Damian Andrew Tamburri, and Willem-Jan van den Heuvel. 2021. The do's and don'ts of infrastructure code: A systematic gray literature review. *Information and Software Technology* 137 (2021), 106593.
- [100] Nuno Laranjeiro, João Agnelo, and Jorge Bernardino. 2021. A systematic review on software robustness assessment. *ACM Computing Surveys (CSUR)* 54, 4 (2021), 1–65.
- [101] Doug Lardo. 2019. Controlled Chaos with Fault Injection Testing. Retrieved April 28, 2024 from <https://technology.riotgames.com/news/controlled-chaos-fault-injection-testing>
- [102] Andy Le. 2022. Chaos Engineering in Accounting Engineering team. Retrieved April 28, 2024 from <https://engineering.zalopay.vn/how-we-apply-chaos-engineering/>
- [103] Chunxiao Li, Anand Raghunathan, and Niraj K Jha. 2011. A trusted virtual machine in an untrusted management environment. *IEEE Transactions on services computing* 5, 4 (2011), 472–483.
- [104] Yuqian Lu, Xun Xu, and Jenny Xu. 2014. Development of a hybrid manufacturing cloud. *Journal of manufacturing systems* 33, 4 (2014), 551–566.
- [105] Fuchen Ma, Yuanliang Chen, Yuanhang Zhou, Jingxuan Sun, Zhuo Su, Yu Jiang, Jianguang Sun, and Huizhong Li. 2023. Phoenix: Detect and locate resilience issues in blockchain via context-sensitive chaos. In *Proceedings of the 2023 ACM SIGSAC Conference on Computer and Communications Security*. ACM, Beijing, China, 1182–1196.
- [106] Sehrish Malik, Moeen Ali Naqvi, and Leon Moonen. 2023. CHESS: A Framework for Evaluation of Self-adaptive Systems based on Chaos Engineering. In *2023 IEEE/ACM 18th Symposium on Software Engineering for Adaptive and Self-Managing Systems (SEAMS)*. IEEE, Oslo Norway, 195–201.

- [107] Neelanjan Manna. 2021. Part-2: A Beginner's Practical Guide to Containerisation and Chaos Engineering with LitmusChaos 2.0. Retrieved April 28, 2024 from <https://medium.com/litmus-chaos/a-beginners-practical-guide-to-containerisation-and-chaos-engineering-with-litmuschaos-2-0-5f4f3cf2a55d>
- [108] Christopher S Meiklejohn, Andrea Estrada, Yiwen Song, Heather Miller, and Rohan Padhye. 2021. Service-level fault injection testing. In *Proceedings of the ACM Symposium on Cloud Computing*. ACM, PA, United States, 388–402.
- [109] Microsoft. 2023. Recommendations for designing a reliability testing strategy. <https://learn.microsoft.com/en-us/azure/well-architected/reliability/testing-strategy> Last accessed: September 14, 2024.
- [110] Microsoft. 2024. What is an endpoint? Microsoft. <https://www.microsoft.com/en-us/security/business/security-101/what-is-an-endpoint?msockid=399306b6d8e86cfc287812c0d9446d18> Last accessed: October 18, 2024.
- [111] Russ Miles. 2019. Chaos Engineering with Humans in the Loop. Retrieved April 28, 2024 from <https://medium.com/chaos-toolkit/chaos-engineering-with-humans-in-the-loop-f4854900b1eb>
- [112] Russ Miles. 2019. *Learning Chaos engineering: discovering and overcoming system weaknesses through experimentation*. O'Reilly Media, United State of America.
- [113] Matthew Moon. 2022. Causing Chaos. Retrieved April 28, 2024 from <https://medium.com/justeattakeaway-tech/causing-chaos-3ab9bb5a7235>
- [114] Mallory Mooney. 2023. Security-focused chaos engineering experiments for the cloud. Retrieved April 28, 2024 from <https://www.datadoghq.com/blog/chaos-engineering-for-security/>
- [115] Geoffrey A Moore and Regis McKenna. 1999. *Crossing the chasm*. Capstone Oxford, United State of America.
- [116] Uma Mukkara. 2022. The Chaos Engineering Maturity Model: Four Levels to Improving Software Reliability Through Chaos Engineering. Retrieved April 28, 2024 from https://cdn.prod.website-files.com/6222ca42ea87e1bd1aa1d10c/635175610370b701afc5af86_Harness_Chaos_Engineering_Maturity_Model_ebook.pdf Ebook.
- [117] Brad Myers, Scott E Hudson, and Randy Pausch. 2000. Past, present, and future of user interface software tools. *ACM Transactions on Computer-Human Interaction (TOCHI)* 7, 1 (2000), 3–28.
- [118] Lavan Nallainathan. 2023. Mitigating Downtime and Increasing Reliability: Strategies for Managing Complexity in the Cloud. <https://techcommunity.microsoft.com/t5/azure-architecture-blog/mitigating-downtime-and-increasing-reliability-strategies-for/ba-p/3810399> Last accessed: April 28, 2024.
- [119] Moeen Ali Naqvi, Sehrish Malik, Merve Astekin, and Leon Moonen. 2022. On evaluating self-adaptive and self-healing systems using chaos engineering. In *2022 IEEE international conference on autonomic computing and self-organizing systems (ACSOS)*. IEEE, CA, USA, 1–10.
- [120] Roberto Natella, Domenico Cotroneo, and Henrique S Madeira. 2016. Assessing dependability with software fault injection: A survey. *ACM Computing Surveys (CSUR)* 48, 3 (2016), 1–55.
- [121] National Australia Bank. 2020. Observability in the realm of Chaos Engineering. Retrieved April 23, 2024 from <https://medium.com/@nabtechblog/observability-in-the-realm-of-chaos-engineering-99089226ca51> Medium.
- [122] Fotis Nikolaidis, Antony Chazapis, Manolis Marazakis, and Angelos Bilas. 2021. Frisbee: automated testing of Cloud-native applications in Kubernetes. *arXiv preprint arXiv:2109.10727* abs/2109.10727, 6 (2021), 1–14.
- [123] Fotis Nikolaidis, Antony Chazapis, Manolis Marazakis, and Angelos Bilas. 2023. Event-Driven Chaos Testing for Containerized Applications. In *International Conference on High Performance Computing*. Springer, Rethimno Greece, 144–157.
- [124] Jesús Gil Nombela. 2023. Chaos Engineering: The Art of introduce Intentional Failures. Retrieved April 28, 2024 from <https://www.santanderconsumergs.com/news/https-impulsate-between-tech-chaos-engineering>
- [125] Levi Olmstead. 2023. The People, Process, Technology (PPT) Framework. Accessed: October 13, 2024. Available at: <https://whatfix.com/blog/people-process-technology-framework/>.
- [126] Santeri Paavolainen. 2016. *Observed Availability of Cloud Services*. Master's thesis. University of Helsinki.
- [127] R. Palani and J. Gupta. 2023. Adopting Chaos Engineering. LTIMindtree. <https://www.ltimindtree.com/wp-content/uploads/2023/09/Adopting-Chaos-Engineering-WP.pdf> Retrieved April 28, 2024.
- [128] Sumin Park, Zelalem Mihret Belay, and Doo-Hwan Bae. 2019. A simulation-based behavior analysis for mci response system of systems. In *2019 IEEE/ACM 7th International Workshop on Software Engineering for Systems-of-Systems (SESoS) and 13th Workshop on Distributed Software Development, Software Ecosystems and Systems-of-Systems (WDES)*. IEEE, South Korea, 2–9.
- [129] Viral Patel. 2022. What Is Chaos Engineering and Why You Should Break More Things On Purpose. Retrieved April 28, 2024 from <https://www.contino.io/insights/chaos-engineering>
- [130] Riccardo Patriarca, Andrea Falegnami, Francesco Costantino, and Federico Bilotta. 2018. Resilience engineering for socio-technical risk analysis: Application in neuro-surgery. *Reliability Engineering & System Safety* 180 (2018), 321–335.
- [131] Fredric Paul. 2019. Breaking to Learn: Chaos Engineering Explained. Retrieved April 28, 2024 from <https://newrelic.com/blog/best-practices/chaos-engineering-explained>
- [132] Siani Pearson. 2013. *Privacy, security and trust in cloud computing*. Springer, Bristol, UK.
- [133] Tony Pierce, Jason Schanck, Alex Groeger, Raed Salih, and Michael R Clark. 2021. Chaos engineering experiments in middleware systems using targeted network degradation and automatic fault injection. In *Open Architecture/Open Business Model Net-Centric Systems and Defense Transformation 2021*, Vol. 11753. SPIE, United States, 24–36.
- [134] Filippo Poltronieri, Mauro Tortonesi, and Cesare Stefanelli. 2022. A chaos engineering approach for improving the resiliency of it services configurations. In *NOMS 2022-2022 IEEE/IFIP Network Operations and Management Symposium*. IEEE, Ferrara Italy, 1–6.
- [135] Lucas Eduardo Gulka Pulcinelli, Diego Frazatto Pedroso, and Sarita Mazzini Bruschi. 2023. Conceptual and comparative analysis of application metrics in microservices. In *2023 International Symposium on Computer Architecture and High Performance Computing Workshops (SBAC-PADW)*. IEEE, Carlos Brazil, 123–130.
- [136] Ara Pulido, Joris Bonnefoy, and Tay Nishimura. 2021. Datadog on Chaos Engineering. Accessed: April 29, 2024. Available at: <https://datadogon.datadoghq.com/episodes/datadog-on-chaos-engineering/>
- [137] Akond Rahman, Dibyendu Brinto Bose, Farhat Lamia Barsha, and Rahul Pandita. 2023. Defect Categorization in Compilers: A Multi-vocal Literature Review. *Comput. Surveys* 56, 4 (2023), 1–42.
- [138] Arokia Paul Rajan. 2020. A review on serverless architectures-function as a service (FaaS) in cloud computing. *TELKOMNIKA (Telecommunication Computing Electronics and Control)* 18, 1 (2020), 530–537.
- [139] Andreas Riege. 2005. Three-dozen knowledge-sharing barriers managers must consider. *Journal of knowledge management* 9, 3 (2005), 18–35.
- [140] Bhaskar Prasad Rimal, Eunmi Choi, and Ian Lumb. 2009. A taxonomy and survey of cloud computing systems. In *2009 fifth international joint conference on INC, IMS and IDC*. IEEE, Kookmin University in Seoul, South Korea, 44–51.
- [141] Luis F Rivera, Norha M Villegas, Gabriel Tamura, Hausi A Muller, Ian Watts, Eric Erpenbach, Laura Shwartz, and Xiaotong Liu. 2023. Using Digital Twins for Software Change Risk Assessment Toward Proactive AIOps. In *Proceedings of the 33rd Annual International Conference on Computer Science and Software*

- Engineering*. ACM, BC Canada, 211–216.
- [142] Yury Niño Roa. 2022. Chaos Engineering and Observability with Visual Metaphors. Retrieved April 28, 2024 from <https://www.infoq.com/articles/chaos-engineering-observability-visual-metaphors/> Reviewed by Ben Linders.
- [143] Casey Rosenthal and Nora Jones. 2020. *Chaos engineering: system resiliency in practice*. O'Reilly Media, United States.
- [144] Seyed Reza Rouholamini, Meghdad Mirabi, Razieh Farazkish, and Amir Sahafi. 2020. Proactive self-healing techniques for cloud computing: A systematic review. *Concurrency and Computation: Practice and Experience* 23, 3 (2020), e8246.
- [145] Johnny Saldaña. 2021. The coding manual for qualitative researchers. *an international journal* 12, 2 (2021), 169–170.
- [146] Manish Saraswat and RC Tripathi. 2020. Cloud computing: Comparison and analysis of cloud service providers-AWs, Microsoft and Google. In *2020 9th international conference system modeling and advancement in research trends (SMART)*. IEEE, UP, India, 281–285.
- [147] Takieddine Sbiai, Gorik Van Steenberge, Adrian Hornsby, and Milosz Kosmider. 2023. Engineering Resilience: Lessons from Amazon Search's Chaos Engineering Journey. Retrieved April 28, 2024 from <https://community.aws/content/2gBghy9s00swu4qCxCxKUF1b8fDiP/amazon-search-chaos-engineering-journey?lang=en>
- [148] Matt Schillerstrom. 2022. What is Chaos Engineering? Intro, Definition & More. <https://www.harness.io/blog/chaos-engineering> Last accessed: May 17, 2024.
- [149] Kathan Shah. 2021. Chaos Experimentation, an open-source framework built on top of Envoy Proxy. Retrieved April 28, 2024 from <https://eng.lyft.com/chaos-experimentation-an-open-source-framework-built-on-top-of-envoy-proxy-df87519ed681>
- [150] Prateek Sharma, Lucas Chaufourmier, Prashant Shenoy, and YC Tay. 2016. Containers and virtual machines at scale: A comparative study. In *Proceedings of the 17th international middleware conference*. Springer, Amherst, USA, 1–13.
- [151] Scheila Farias Silveira. 2023. Fault Tolerance in Microservices: Ensuring Service Resilience and High Availability. <https://ubiminds.com/en-us/fault-tolerance/> Last accessed: April 28, 2024.
- [152] Jesper Simonsson, Long Zhang, Brice Morin, Benoit Baudry, and Martin Monperrus. 2021. Observability and chaos engineering on system calls for containerized applications in docker. *Future Generation Computer Systems* 122 (2021), 117–129.
- [153] Joko Siswanto, Muhammad Farhan Kamil, Bintang Nandana Henry, Ahmad Ramadan, Maulana Arif Komara, et al. 2024. Leveraging Big Data Technologies for Economic Growth in the Digital Era. In *2024 3rd International Conference on Creative Communication and Innovative Technology (ICCIIT)*. IEEE, Tegal, Indonesia, 1–7.
- [154] Gautam Siwadh, Adinarayana Haridas, and Nagaraj Chinni. 2022. Evaluating operational readiness using chaos engineering simulations on kubernetes architecture in big data. In *2022 International Conference on Smart Applications, Communications and Networking (SmartNets)*. IEEE, Hyderabad India, 1–7.
- [155] James E Smith and Ravi Nair. 2005. The architecture of virtual machines. *Computer* 38, 5 (2005), 32–38.
- [156] Jacopo Soldani and Antonio Brogi. 2021. Automated generation of configurable cloud-native chaos testbeds. In *Dependable Computing-EDCC 2021 Workshops: DREAMS, DSOGRI, SERENE 2021, Munich, Germany, September 13, 2021, Proceedings 17*. Springer, Pisa, Italy, 101–108.
- [157] Jacopo Soldani, Damian Andrew Tamburri, and Willem-Jan Van Den Heuvel. 2018. The pains and gains of microservices: A systematic grey literature review. *Journal of Systems and Software* 146 (2018), 215–232.
- [158] Shiv Sondhi, Sherif Saad, Kevin Shi, Mohammad Mamun, and Issa Traore. 2021. Chaos engineering for understanding consensus algorithms performance in permissioned blockchains. In *2021 IEEE Intl Conf on Dependable, Autonomic and Secure Computing, Intl Conf on Pervasive Intelligence and Computing, Intl Conf on Cloud and Big Data Computing, Intl Conf on Cyber Science and Technology Congress (DASC/PiCom/CBDCom/CyberSciTech)*. IEEE, Canada, 51–59.
- [159] Chi-hoon Song and Young-woo Sohn. 2022. The influence of dependability in cloud computing adoption. *The Journal of Supercomputing* 78, 10 (2022), 12159–12201.
- [160] Richard Starr, Animesh Kundu, and Hareesh Nandwani. 2022. Automating and Scaling Chaos Engineering using AWS Fault Injection Simulator. Retrieved April 28, 2024 from <https://aws.amazon.com/blogs/industries/automating-and-scaling-chaos-engineering-using-aws-fault-injection-simulator/>
- [161] Lauren Stewart. 2024. Sampling Bias in Research: How to Avoid it. <https://atlati.com/research-hub/sampling-bias> Last accessed: April 28, 2024.
- [162] Davide Taibi, Nabil El Ioini, Claus Pahl, and Jan Raphael Schmid Niederkofler. 2020. Patterns for serverless functions (function-as-a-service): A multivocal literature review. In *Proceedings of the 10th International Conference on Cloud Computing and Services Science* 6, 4 (2020), 181–192.
- [163] The Statsig Team. 2024. What is a production environment? <https://www.statsig.com/perspectives/what-is-a-production-environment> Last accessed: May 17, 2024.
- [164] John E Thomas, Daniel A Eisenberg, Thomas P Seager, and Erik Fisher. 2019. A resilience engineering approach to integrating human and socio-technical system capacities and processes for national infrastructure resilience. *Journal of Homeland Security and Emergency Management* 16, 2 (2019), 20170019.
- [165] Thomas Thüm, Christian Kästner, Fabian Benduhn, Jens Meinicke, Gunter Saake, and Thomas Leich. 2014. FeatureIDE: An extensible framework for feature-oriented software development. *Science of Computer Programming* 79 (2014), 70–85.
- [166] Ian Tivey, Brett Aukburg, Paul Jones, Jim Oulton, and Ming Zheng. 2019. Implementing Chaos Engineering and Continuous Compliance for Financial Services. Retrieved April 28, 2024 from <https://www.synchron.com/sites/default/files/2022-04/Implementing-chaos-engineering-continuous-compliance-for-financial-services.pdf>
- [167] Martin Tomka. 2024. Resilience and Chaos Engineering. Retrieved April 28, 2024 from <https://devblogs.microsoft.com/dotnet/resilience-and-chaos-engineering/>
- [168] Kennedy A Torkura, Muhammad IH Sukmana, Feng Cheng, and Christoph Meinel. 2020. Cloudstrike: Chaos engineering for security and resiliency in cloud infrastructure. *IEEE Access* 8 (2020), 123044–123060.
- [169] Kennedy A Torkura, Muhammad IH Sukmana, Feng Cheng, and Christoph Meinel. 2021. Continuous auditing and threat detection in multi-cloud infrastructure. *Computers & Security* 102 (2021), 102124.
- [170] Tuomas Väisänen. 2023. *Security review of Cloud Application architectures*. Master's thesis. Aalto University, Espoo, Finland. <https://aaltodoc.aalto.fi/items/9ff107f8-4ca4-46c3-8f86-ba0723e973c0> Thesis submitted for examination for the degree of Master of Science in Technology.
- [171] Erwin van Eyk and Alexandru Iosup. 2018. Addressing performance challenges in serverless computing. *Proc. ICT. Open* (2018), 1–2.
- [172] Ángel Jesús Varela-Vaca and Antonia M Reina Quintero. 2021. Smart contract languages: A multivocal mapping study. *ACM Computing Surveys (CSUR)* 54, 1 (2021), 1–38.
- [173] Roberto Verdecchia, Ivana Malavolta, and Patricia Lago. 2019. Guidelines for architecting android apps: A mixed-method empirical study. In *2019 IEEE International Conference on Software Architecture (ICSA)*. IEEE, Amsterdam The Netherlands, 141–150.
- [174] Bryant Vinisky. 2024. Improving Database Resilience with Observability and Chaos Testing. Retrieved April 28, 2024 from <https://newrelic.com/blog/how-to-relic/improving-database-resilience-with-observability-and-chaos-testing>
- [175] Bich Vu, J Darby Mitchell, Katherine Stowell, Mark Rabe, Orton Huang, Robert Lychev, and Martine Kalke. 2022. Mission resilience experimentation and evaluation testbed. In *MILCOM 2022-2022 IEEE Military Communications Conference (MILCOM)*. IEEE, United States, 173–179.

- [176] Jessica Wachtel. 2023. EBay Explores Chaos Fault Testing at the Application Level. Retrieved April 28, 2024 from <https://thenewstack.io/ebay-explores-chaos-fault-testing-at-the-application-level/>
- [177] Guiping Wang, Shuyu Chen, and Jun Liu. 2015. An environment-aware anomaly detection framework of cloud platform for improving its dependability. In *Proceedings of the International Conference on Parallel and Distributed Processing Techniques and Applications (PDPTA)*. The Steering Committee of The World Congress in Computer Science, Computer ..., Chongqing, CHINA, 431.
- [178] Junzo Watada, Arunava Roy, Raturaj Kadikar, Hoang Pham, and Bing Xu. 2019. Emerging trends, techniques and open issues of containerization: A review. *IEEE Access* 7 (2019), 152443–152472.
- [179] Sylwia Werbińska-Wojciechowska and Klaudia Winiarska. 2023. Maintenance performance in the age of Industry 4.0: A bibliometric performance analysis and a systematic literature review. *Sensors* 23, 3 (2023), 1409.
- [180] Shanika Wickramasinghe. 2023. Chaos Engineering: Benefits, Best Practices, and Challenges. Retrieved April 28, 2024 from https://www.splunk.com/en_us/blog/learn/chaos-engineering.html
- [181] Roel Wieringa, Neil Maiden, Nancy Mead, and Colette Rolland. 2006. Requirements engineering paper classification and evaluation criteria: a proposal and a discussion. *Requirements engineering* 11 (2006), 102–107.
- [182] Jill Willard and James Hutson. 2024. Fail Fast, Fail Small: Designing Resilient Systems for the Future of Software Engineering. *SSRG International Journal of Recent Engineering Science* 11 (2024), 51–58.
- [183] Claes Wohlin. 2014. Guidelines for snowballing in systematic literature studies and a replication in software engineering. In *Proceedings of the 18th international conference on evaluation and assessment in software engineering*. ACM, Karlskrona, Sweden, 1–10.
- [184] Claes Wohlin, Per Runeson, Martin Höst, Magnus C Ohlsson, Björn Regnell, Anders Wesslén, et al. 2012. *Experimentation in software engineering*. Vol. 236. Springer, Karlskrona, Sweden.
- [185] Michael Wong. 2017. Chaos Engineering at Twilio with Ratequeue HA. <https://www.twilio.com/en-us/blog/chaos-engineering-ratequeue-ha.html> Last accessed: May 17, 2024.
- [186] Zhaojun Wu. 2021. Securing Online Gaming: Combine Chaos Engineering with DevOps Practices. Retrieved April 28, 2024 from <https://www.pingcap.com/blog/securing-online-gaming-combine-chaos-engineering-with-devops-practices/>
- [187] Guangba Yu, Pengfei Chen, Hongyang Chen, Zijie Guan, Zicheng Huang, Linxiao Jing, Tianjun Weng, Xinmeng Sun, and Xiaoyun Li. 2021. Microrank: End-to-end latency issue localization with extended spectrum analysis in microservice environments. In *Proceedings of the Web Conference 2021*. ACM, China, 3087–3098.
- [188] Jun Zhang, Robert Ferydouni, Aldrin Montana, Daniel Bittman, and Peter Alvaro. 2021. 3milebeach: A tracer with teeth. In *Proceedings of the ACM Symposium on Cloud Computing*. Scopus, Stockholm Sweden, 458–472.
- [189] Long Zhang, Brice Morin, Benoit Baudry, and Martin Monperrus. 2021. Maximizing error injection realism for chaos engineering with system calls. *IEEE Transactions on Dependable and Secure Computing* 19, 4 (2021), 2695–2708.
- [190] Long Zhang, Brice Morin, Philipp Haller, Benoit Baudry, and Martin Monperrus. 2019. A chaos engineering system for live analysis and falsification of exception-handling in the JVM. *IEEE Transactions on Software Engineering* 47, 11 (2019), 2534–2548.
- [191] Long Zhang, Javier Ron, Benoit Baudry, and Martin Monperrus. 2023. Chaos engineering of ethereum blockchain clients. *Distributed Ledger Technologies: Research and Practice* 2, 3 (2023), 1–18.
- [192] Minqi Zhou, Rong Zhang, Dadan Zeng, and Weining Qian. 2010. Services in the cloud computing era: A survey. In *2010 4th international universal communication Symposium*. IEEE, Beijing, China, 40–46.