


Understanding Museum Exhibits using Vision-Language Reasoning

Ada-Astrid Balauca^{1,*},  Sanjana Garai^{1,3,*} Stefan Balauca¹ Rasesh Udayakumar Shetty³
 Naitik Agrawal³ Dhwanil Subhashbhai Shah³ Yuqian Fu¹ Xi Wang^{1,2}
 Kristina Toutanova^{1,4} Danda Pani Paudel¹ Luc Van Gool¹

¹INSAIT, Sofia University “St. Kliment Ohridski”, Bulgaria ²ETH Zürich, Switzerland

³Indian Institute of Technology, Varanasi (IIT BHU) ⁴Google DeepMind

Abstract


Museums serve as repositories of cultural heritage and historical artifacts from diverse epochs, civilizations, and regions, preserving well-documented collections that encapsulate vast knowledge, which, when systematically structured into large-scale datasets, can train specialized models. Visitors engage with exhibits through curiosity and questions, making expert domain-specific models essential for interactive query resolution and gaining historical insights. Understanding exhibits from images requires analyzing visual features and linking them to historical knowledge to derive meaningful correlations. We facilitate such reasoning by (a) collecting and curating a large-scale dataset of 65M images and 200M question-answer pairs for exhibits from all around the world; (b) training large vision-language models (VLMs) on the collected dataset; (c) benchmarking their ability on five visual question answering tasks, specifically designed to reflect real-world inquiries and challenges observed in museum settings. The complete dataset is labeled by museum experts, ensuring the quality and the practical significance of the labels. We train two VLMs from different categories: BLIP [42] with vision-language aligned embeddings, but lacking the expressive power of large language models, and the LLaVA [47] model, a powerful instruction-tuned LLM enriched with vision-language reasoning capabilities. Through extensive experiments, we find that while both model types effectively answer visually grounded questions, large vision-language models excel in queries requiring deeper historical context and reasoning. We further demonstrate the necessity of fine-tuning models on large-scale domain-specific datasets by showing that our fine-tuned models significantly outperform current SOTA VLMs in answering questions related to specific attributes, highlighting their limitations in handling complex, nuanced queries. Our dataset, benchmarks, and source code are available at: insait-institute/Museum-65.

1. Introduction

We release a high-quality, large-scale dataset and demonstrate through experiments that training large VLMs on it enables museum artifact understanding, for visually understanding exhibit images through visual question answering. VLMs like CLIP [66], Gemini [77], and LLaVA [47] have demonstrated strong capabilities in learning from large-scale noisy image-text data, improving visual understanding through natural language and bridging the gap between textual annotations and images [15, 46, 57, 65, 67, 68, 82, 83, 87]. However, these models [42, 47] struggle in domains like museums, which require detailed, interdisciplinary knowledge and structured attribute prediction, such as age, origin, material, and cultural relevance [8, 56, 62]. While pre-trained VLMs are effective for tasks like object detection [6, 31, 93] and semantic segmentation [21, 41, 90], more complex multi-modal tasks demand advanced reasoning across visual and textual domains [35, 61, 68, 79].

Visual Question Answering (VQA) is a key multi-modal task explored in works like [3, 8, 10, 54, 70, 72, 94]. In the cultural heritage domain, VQA can enhance museum engagement, but a large-scale dataset covering diverse artifacts with both visual and textual data is lacking. Existing datasets primarily focus on art [69, 74, 84] and are often used for image generation and style transfer [20, 28, 39, 67], failing to capture deeper exhibit-context relationships.

In this work, we collect a novel large-scale **multilingual dataset** MUSEUM-65 with high-quality images and extensive textual information for a wide range of museum artifacts, totaling 65M images and 200M question-answer pairs. We curate and use it to fine-tune VLMs, BLIP and LLaVA, to enable a better understanding of museum exhibits. The textual information of MUSEUM-65 reflects the viewpoint of knowledgeable museum experts, providing both depth and breadth for effective AI training. We further design 5 real-world tasks: general VQA, category-wise VQA, MultiAngle – questions using images from different

*Equal Contribution  astrid.mokanu@gmail.com

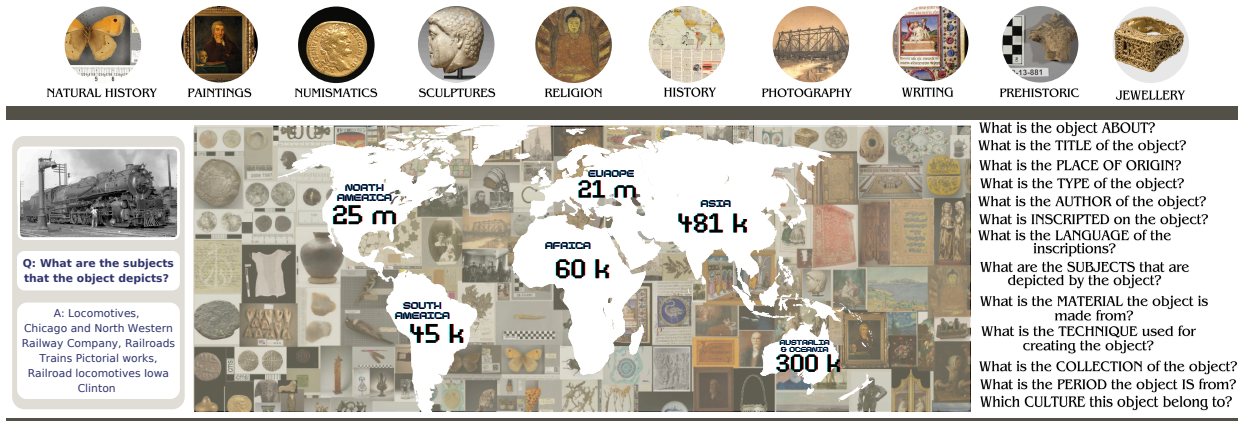


Figure 1. **Dataset composition.** MUSEUM-65 covers a wide range of exhibit categories (top), e.g arts, historical/pre-historical, natural sciences, and contains a **large number of images from around the globe**. Each image is paired with multiple questions exploring subjects like Title, Creator, Period, Techniques, Culture, Inscriptions, etc. (right). A sample image with a question and answer is shown on the left.

viewpoints, Visually Unanswerable Questions – complex questions requiring the use of general knowledge, and MultiLanguage – questions in languages other than the English. We also conduct an ablation study on place of origin to assess potential regional biases. We also show in Tab. 1 that the existing vision-language models perform poorly, using questions for place of origin and object title.

Model Name	Zero-Shot	Attribute	
		Title	Place
GPT-4o	✓	22.03	33.33
Claude-3-7-sonnet	✓	21.89	40.43
Llama-3.2-90b-vision	✓	16.84	29.58
Gemini 1.5B flash	✓	27.08	32.98
LLaVa nofinetune	✓	10.13	23.42
LLaVa-ours (20mn 1ep)	✗	57.00	70.00
BLIP nofinetune	✓	3.00	5.00
BLIP-ours (20mn 5ep)	✗	52.00	61.00

Table 1. **Zero-Shot SOTA vs. our Fine-Tuned MUSEUM-65 Models.** The results demonstrate that fine-tuning significantly improves accuracy over zero-shot SOTA models.

Our contribution aims to facilitate the development of AI models that can handle complex cross-disciplinary questions in a truthful and comprehensive manner, enabling museums to serve as dynamic educational platforms that enrich visitor experience and deepen understanding across diverse cultural, historical, and scientific domains, as we show by fine-tuning BLIP [42] and LLaVA.[47] BLIP aligns images with descriptive text effectively, generating accurate captions that enhance its question-answering capabilities. Still, BLIP’s smaller text encoder/decoder (*BERT-base*, 110M params.) limits its ability to handle complex instructions. LLaVA, powered by the larger *Llama-7B* LLM, excels in instruction comprehension and vision-language reasoning, making it capable of performing complex tasks. We provide insights into the nuanced and detailed understanding and real-world applications required for museum exhibits, presenting comparisons of the two models on multiple met-

Dataset	Domain	#images	#questions	Public
Sheng et al. [71]	Archaeology	160	800	✗
AQUA [27]	Art	21K	80K	✓
iMet [88]	Art, History	155K	155K	✓
VISCOUNTH [8]	Art	500K	6.5M	✗
MUZE [5]	Art, History	210K	1.5M	✓
MUSEUM-65 (ours)	Art, History, Nat. Sciences	65M	200M	✓

Table 2. **Literature comparison.** MUSEUM-65 v.s. related datasets from literature based on data domains, size and structure.

rics. We show both can handle questions well when answers can be directly derived from visual features. However, for questions requiring the integration of visual features with broader human knowledge, large VLMs attain higher accuracy, performing the reasoning needed for such inquiries. For instance, they can answer questions that link visual details to historical facts or explain connections to related events or figures not directly depicted. The major contributions of the paper are:

- **Dataset and fine-tuned models:** We introduce a dataset of 65M images and 200M question-answer pairs for museum exhibits suitable to build new vision-language models and to fine-tune existing ones (e.g. BLIP, LLaVA)
- **Benchmark:** We propose 5 tasks derived from our dataset, setting directions for research in real-world AI for cultural heritage, along with the metrics to evaluate them.
- **Results and insights:** We offer several insights about the collected dataset as well as the real-world tasks proposed.

2. Related Work

Vision language pre-training models and VQA. Models like CLIP [66], BLIP [42] and LLaVA [47], pre-trained on large-scale datasets, have shown remarkable versatility in both unimodal and multimodal tasks [13, 14, 33, 37, 43, 44, 49, 51, 95], incl. zero-shot recognition [89, 91, 92], image segmentation [21, 40, 90], object detection [6, 31, 93], etc. They offer a broad understanding of general concepts and

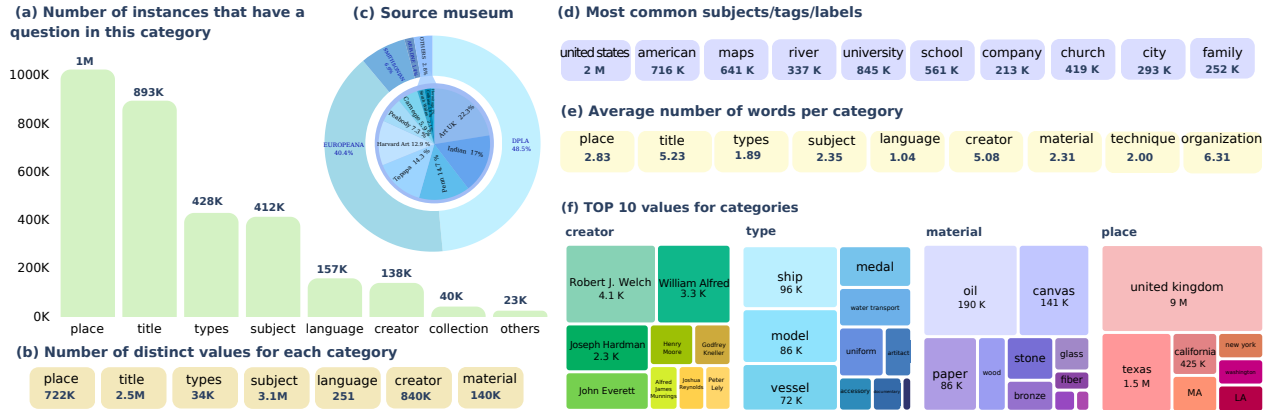


Figure 2. **Dataset statistics.** (a) distribution of questions, categorized by *type*: the most common question is about the objects’ *place of origin*, (b) number of distinct values of each category: the most varied category is *subject* (c) data sources of each contributing museum, (d) the most common subjects/tags associated with the exhibits: objects coming from historical museums, like maps, items related to the United States, or personal themes, (e) average number of words (length) of each category value: *organization* has the most words and (f) the most frequent values across different question categories: the objects’ *types* include ships, models, vessels, medals, and pieces of art.

can become valuable for specialized fields like cultural heritage and museums. Previous studies on VQA have largely focused on images or videos, some works extending VQA by integrating external general knowledge [55, 81, 85] or knowledge tailored to specific datasets [25, 80].

Digital humanities and cultural heritage. In cultural heritage, achieving qualitative supremacy in visual understanding requires both informative images and reliable textual information. However, the required expertise is a major challenge in data collection [16, 27, 52, 71, 78]. Multiple approaches for art understanding exist, including tasks such as cross-modal retrieval [2], image captioning [4, 50, 69], classifying [12, 58, 60, 76] or recognizing [18, 36] artworks. Previous attempts leverage existing cultural heritage data, approaching it from a multi-modal perspective [4, 8, 23, 32, 50, 75] but usually without using VLMs. MUZE [5] achieves strong results on fill-in-the-gaps tasks by leveraging CLIP’s multi-modal representations. However, its design relies on separate attention heads for individual attributes, making it both computationally expensive and challenging to scale for a large, diverse dataset like ours. Moreover, it does not align well with the direct Q&A needs of our dataset, limiting its applicability to our tasks.

Domain-Specific datasets. General-purpose datasets [19, 45] are vast but lack domain-specific capabilities for cultural artifacts and scientific exhibits. For history and natural sciences [59, 73], datasets are scarce and often rely on external knowledge bases. In the Art domain, multiple datasets [69, 74, 84] exist but mainly focus on artistic images with limited text and others [1, 9, 11, 17, 24, 26, 29, 34, 53] combine visual and textual data but are either small, lack diversity, or rely on synthetic sources. VISCOUNT [8] has 500K images and 6.5M questions only covering paintings and sculptures, while MUZE [5] has 210K images and 1.5M texts in art and history (see

Tab. 2). Our dataset of 65M images and 200M questions strikes a balance between scale and domain-specificity. It offers both the diversity and depth needed for a more comprehensive exploration of art, history and natural sciences VQA tasks, including data from museums used by previously mentioned works. We perform a benchmark comparison, evaluating the performance of our best BLIP model against BLIP trained on the MUZE dataset, showing that our dataset offers superior utility and effectiveness over existing alternatives with the experiment results being highlighted in App. D.1.

3. Dataset

We built MUSEUM-65, a multi-modal dataset containing 65M images and 200M question-answer pairs in multiple languages, ensuring cultural diversity, see Fig. 1.

3.1. Data Collection

MUSEUM-65 covers 50M objects with questions in English and 15M with questions in **37 languages from Europe and Asia** (*French, Spanish, German, etc*). See the list of all languages in App. B.8. MUSEUM-65 is created by scraping museum websites of 3 prime international aggregators (DPLA, Europeana, Smithsonian), covering museums from Europe and North America and 12 other individual museums (see Tab. 11 in App. B.4) spread over the other continents. Some museums consist multiple images of the same object from different angles. We collected the web urls of all the images. We show more details about the data origin in Fig. 2. We will make the dataset publicly available under the same license museums use, CCBY-NC-4.0.

3.2. Data Curation

A total of 10 experts worked over 3 months, 2 experts cross-checked for quality to clean and curate the entire data. Tabular representation in the form of attribute-value pairs

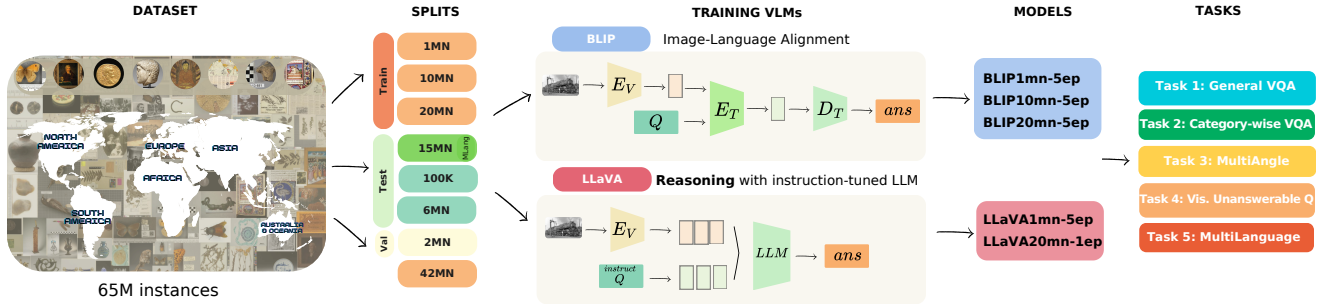


Figure 3. **Workflow.** Using smaller subsets of the dataset (1mn, 10mn and 20mn), we fine-tune BLIP and LLaVA models. **BLIP**, an encoder-decoder based model, **aligns language and image** in the same space while **LLaVA**, built on an instruction-tuned LLM is **directly reasons** based on the language.

is the usual format for museum exhibit information. Each museum has a unique set of attributes. After extracting the attributes, we reformulate them as questions and associated values become answers. For detailed method, see Supp mat section 2.5. The overview of the method is as below.

Separating into attribute-value pairs. Information about exhibits takes 2 forms: (a) attribute-value pairs, scraped using museums APIs; (b) single strings, otherwise. We determine separators to obtain the attribute-value pairs when object information is retrieved as a complete string.

Filtering attributes. The object attributes also include *display site in museum*, *catalog number*, *inventory date*, *dimensions*, and more. These are redundant for our goals and we excluded them from the main dataset. The remaining attributes were again divided into 2 types: (a) medium length attributes (with a length less than 100 words) (b) long length attributes, the rest. The reason is the restriction to 512 input tokens for BLIP. Despite LLaVA allowing for more input tokens, the final dataset on which our models have been trained was limited to the *medium attributes*, thus ensuring a fair comparison of BLIP vs. LLaVA. When referring to our dataset in terms of training, validation or testing, we refer to the one with *medium attributes* only. However, we will make the complete dataset along with the filtered and long-length attributes publicly available as the raw version.

Creating questions from attributes. We structure attribute data for visual question answering separately for each museum, adapting to their format differences. Questions are manually crafted (63 unique questions, listed in Tab. 12 from App. B.6) with attribute’s value serving as answer. Humans formulated the questions to ensure diversity, having slightly varied questions for the same attributes across different museums, mimicking natural human curiosity to phrase questions in varied ways. For example, for the attribute *material*, two varied questions were: *Which primary material is the object made of?* vs. *What is the material used in the object?*

Creating the final dataset. We download all images from the collected image-urls. For each object, we now have a

list of images and a set of question-answer pairs, omitting the answers for which the value is not known. Finally, for each museum we create 3 columns - image (having the list of images from different viewing angles), question (having the list of all questions), answer (having the list of respective answers). Each question’s answer is a list, since multiple answers may apply. See App. B.2 for an example.

3.3. Data Statistics and Bias Analysis

We analyzed the dataset by examining question distribution, category diversity, sources, common subjects, word counts per category, and frequent question types (See Fig. 2).

While bias-free datasets are unattainable [22], we ensure **our dataset is bias-aware**. Our primary data sources, international aggregators, naturally emphasize European and American objects, leading to a **selection bias**, further amplified by the lack of digitization in smaller museums. Our dataset includes 5M+ objects from other continents. Nevertheless, results clearly show that finetuning on MUSEUM-65 causes benefits to distribute evenly despite regional biases (see Tab. 8). Given the aggregators’ extensive curation, our collection spans a vast historical timeline, from ancient artifacts to modern art, covering statues, paintings, vessels, fossils, corals, war depictions, weapons, manuscripts, textiles, coins, and more. To mitigate **language bias**, we include 15M samples across 37 languages beyond English, with ongoing expansions. We also acknowledge **framing bias**, as models are trained on front-view images as per standard digitization practices, yet multi-angle experiments confirm model robustness to different image perspectives.

To help researchers analyze and address biases, we will release MUSEUM-65 with tools for large-scale dataset exploration. These tools will enable image retrieval via text or image queries, aiding systematic bias detection and mitigation. By making the source code and essential routines publicly available, we aim to support customized dataset curation while fostering transparency and inclusivity. Additionally, we encourage users to explore the dataset and, in the future, report undetected biases and model behaviors through a planned public portal, improving data curation and solidifying MUSEUM-65 as a real-world dataset.

For applications requiring a minimally biased dataset, debiasing techniques such as model-agnostic training or specialized architectures will be commended [30, 63, 86].

3.4. Societal Impact of Dataset

Our dataset supports training multimodal models that enhance cultural accessibility, educational tools, and virtual heritage exploration, while promoting multilingual data and cross-cultural appreciation by enabling global artifact comparison. Inspection of images and text reveals that museums, as reputable institutions, curate collections to address controversies—such as historical disputes, privacy, religious issues, and racial bias—and tag inappropriate content, ensuring dataset safety and quality. While origin bias remains a concern, we aim to mitigate it through collaborations and diversification, hoping broader museum digitization will further enhance diversity. In the current form, we consider this dataset a research artifact and strongly advocate **academic use only** and advise careful investigation of downstream model biases (further analysis in App. B.9).

3.5. Data Splits

We split the data (English) in train, val and test, having 42M, 2M and 6M images, with an average of 3.5 questions per image (15M instances in other languages are in a separate test split). We create multiple smaller train subsets of 1M, 10M, 20M, and a smaller subset of the test dataset, with 10K instances, which we use during experiments and evaluation. The stratification is done to meet different computational needs. For more details about the splits, as well as the data format and examples, see App. B.

4. Evaluation

We compute two types of metrics: (1) traditional uni-gram and n-gram-based numeric metrics that rely on lexical overlaps, and (2) deeper semantic-based metrics that leverage word embeddings for a more nuanced evaluation.

Setup. To ensure accurate and consistent metric calculations, we pre-process the answers by removing special characters, retaining only alphanumeric content before computing the metrics. The overall metric is an average of individual metric scores for each question.

4.1. Numeric metrics

We compute the commonly used **precision, recall, and BLEU scores**. To simplify evaluation, we introduce Complete Precision, which is the percentage of questions where the answer fully matches the ground truth (precision = 1.0). Similarly, Partial Precision is the percentage where there is at least some overlap (precision > 0.0). Complete Recall and Partial Recall are defined analogously. The BLEU score [64] measures the fraction of word n-grams in the model’s prediction that appear in at least one valid answer, with a brevity penalty to discourage short responses. We scale BLEU scores between 0 and 100, reporting results for

BLEU1 (1-gram) and BLEU2 (2-gram). For detailed explanation of metrics, see App. C.2.

4.2. Semantic metrics

Some attributes like subject and short description, where textual variations in answers are equally valid, make numeric metrics insufficient. Semantic metrics offer a deeper evaluation of the model’s domain understanding by capturing contextual meaning rather than relying solely on exact word matching. Results (Tab. 3) show that fine-tuning on MUSEUM-65 significantly improves these metrics.

METEOR Score. METEOR aligns words using synonyms, stemming, and paraphrasing, making it more robust than pure n-gram overlap metrics. The final score considers precision, recall, and a fragmentation penalty to account for word order. We scale the score between 0 and 100 and average it across all instances.

Word Mover’s Distance Score. We also report Word Mover’s Distance (WMD) based top-1 accuracy [38], which measures the minimum cumulative distance required to transform the predicted response into the ground truth in the Word2Vec embedding space. The most probable class is determined based on the smallest WMD score and accuracy of determining the ground truth class is calculated.

Model	BLIP	BLIP	LLaVA	LLaVA
	nofinetune	20mn 5e	nofinetune	20mn 1e
METEOR	3.24	37.45	2.96	58.85
WMD Acc.	35.54	74.02	54.5	87.02

Table 3. **Semantic Evaluation results.** Results demonstrate a substantial enhancement in domain understanding after fine-tuning

5. Experiments

We introduce a comprehensive benchmark for MUSEUM-65, evaluating general and specific tasks across different metrics by exploring multiple VQA-based tasks, including general question VQA, category-wise VQA, and three more challenging tasks designed to address real-world problems relevant to Museum LLMs. We also perform an ablation experiment on the place of origin to check if our models are biased to giving more accurate results to objects that belong from a specific region. This benchmark standardizes comparisons across methods, guiding future research toward effective models and identifying areas for improvement. See Fig. 3 for an overview.

5.1. Experimental Setup

In our experiments we use two models known for VQA tasks, LLaVA [47] and BLIP [42] using our dataset. We train multiple model configurations with varying amounts of data and training epochs to analyze the impact of training time and data size on the results. We evaluate their performance using multiple scores (precision, recall, BLEU), and discuss their behavior. For further details and why we choose BLIP and LLaVA models see App. C.

Training on our dataset. We fine-tune LLaVA and BLIP

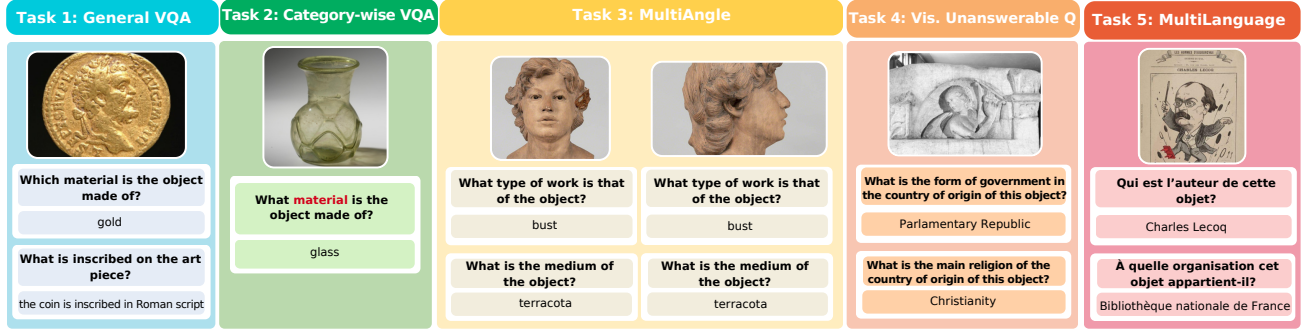


Figure 4. **Benchmarked tasks.** (1) **general VQA**, (2) **category-wise VQA**, (3) **MultiAngle** - measures the adaptability to different angle images of the same object, (4) **Visually Unanswerable Questions** - observes the response to new common knowledge questions derived from dataset’s available information for an exhibit, (5) **MultiLanguage** - checks the ability to use languages like French and German

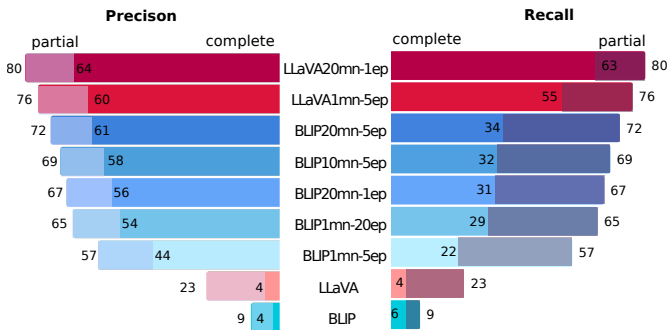


Figure 5. **General VQA results.** Comparison of fine-tuned and non-fine-tuned models on precision and recall. Models fine-tuned with the 20mn dataset perform best, with **LLaVA20mn-1ep** achieving 80% partial precision and 64% complete precision. **LLaVA models also outperform BLIP in recall**, indicating their predictions more often contain or are contained in the ground truth.

using the same image-question pairs, choosing for every image one random question-answer pair every epoch. In each case, the front view image of an object is used.

Finetuning BLIP. In our experiments we use BLIP, with the configuration available as *blip-vqa*. We fine-tune three main versions of BLIP, using: (a) 1mn train dataset for 5 epochs, extended up to 20 epochs (independently fine-tuned), (b) 10mn train dataset, 5 epochs, (c) 20mn train dataset, 5 epochs referring to them as BLIP1mn-5ep, BLIP10mn-5ep, and BLIP20mn-5ep respectively. We also fine-tune a 20mn train dataset version for exactly 1 epoch to have a fairer comparison for LLaVA20mn-1ep. During fine-tuning we use a batch size of 512, mainly following the fine-tuning scheme of [42]. More details in App. C.

Finetuning LLaVA. For finetuning LLaVA, we assure the use of the same object-question pairs and the same order as for BLIP experiments. We fine-tune two versions of LLaVA, (a) using 1mn train dataset for 5 epochs, and (b) using the 20mn dataset for 1 epoch. We will refer to them as LLaVA1mn-5ep and LLaVA20mn-1ep. We use a batch size of 512. We evaluate all models on the VQA tasks.

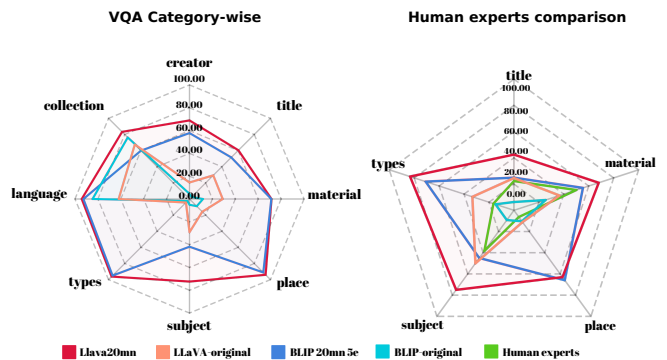


Figure 6. **VQA category-wise results.** Comparison of models with human experts (right) and fine-tuned vs. original models (left). **Fine-tuned models outperform in all categories, LLaVA20mn performing best.** Fine-tuned models exceed human performance. The originals excel in *language* and *collection* due to common knowledge answers and fewer related instances.

Hardware. We train and evaluate our models using 64×NVIDIA H100 GPUs.

5.2. Task 1: VQA on general questions

The task involves using all the questions associated with each image and producing the individual scores described in Sec. 4. We compute the average score over all image-question pairs for each metric, to observe the model’s general VQA capability and adaptability across a diverse range of visual and linguistic contexts, providing the performance on any kind of question addressed by the user.

While evaluating the fine-tuned LLaVA and BLIP on all the questions we observe that the LLaVA models are always receiving better results than their BLIP counterpart (See Fig. 5). LLaVA20mn trained 1 epoch receives the best results having for 80% of the predictions at least a part in common with the ground truth, and 63% perfect match (prediction and ground truth are equal). We observe that the LLaVA models (fine-tuned 1mn or 20mn, and original LLaVA) have usually a close result between precision and recall, while the BLIP models (fine-tuned and original) have

Model	Angle	Partial Prec.	Complete Prec.	Partial Recall	Complete Recall	BLEU1
LLaVA20mn-1ep	Original	58.09	46.09	58.12	41.04	42.14
	Alternative	56.14	44.89	56.15	40.01	41.02
LLaVA no finetune	Original	24.35	0.09	24.35	11.25	1.61
	Alternative	23.56	0.02	23.56	10.85	1.54
BLIP-	Original	52.78	42.51	52.78	35.29	38.31
	Alternative	51.75	41.87	51.75	34.59	37.62
BLIP no finetune	Original	13.82	9.70	13.82	5.22	6.52
	Alternative	12.86	8.71	12.86	4.72	5.92

Table 4. **MultiAngle results.** Fine-tuned LLaVA20mn-1ep and BLIP20mn-5ep v.s. no fine-tune models. **The models are stable w.r.t. the viewpoint changes.** (Please refer to Fig. 7-3rd col.).

a big decrease in complete recall (the ground truth is completely present in the prediction).

5.3. Task 2: VQA category-wise

Questions are grouped by attributes (eg: *title*, *creator*, *technique*, *subjects/labels*). For each category, relevant questions are compiled (e.g asking about the title, denomination, or object name collected under *title*). The model then answers each question, generating individual scores, which are then aggregated to compute an average score for each category, allowing for a detailed analysis of the model’s strengths and weaknesses across different categories, revealing areas where it may excel or struggle. We list all questions attributed to each category, in Tab. 12, App. B.6. For this experiment, we compare the partial precision. We see in Fig. 6 that LLaVA and BLIP original have very low results for most of the categories. We notice LLaVA fine-tuned having significantly better results than BLIP fine-tuned on *subject* and *collection*. The lowest result for all models are for *title*, which is also very difficult for humans.

Human experts evaluation on VQA category-wise task. We randomly selected 850 question-answer pairs covering different attributes and conducted an experiment with 10 museum experts, who answered the same questions as our models. Their responses were evaluated across the categories *types*, *title*, *place*, *material*, and *subject* using the same methodology as for the models. The results (see Fig. 6) reveal that certain categories, such as *place* and *types*, are particularly challenging for humans. Notably, fine-tuned models outperform human experts across all categories, especially in *subjects*, *place*, and *types*, highlighting the need for specialized models with domain-specific knowledge. For *materials*, performance is comparable, as these can be determined by simply observing the object.

IAA metrics: We approximate Fleiss’s Kappa by simulating categorical behavior for free-form answers. Five experts independently answered a set of 63 unique questions (from test set). The “best” response was chosen via majority voting, and agreement was measured as proportion of the remaining four matching it, yielding **52.7%** agreement—well above the **6.25%** = 0.5^4 expected by chance.

5.4. Task 3: Multi Angles

To assess the model’s resilience to viewpoint changes, we evaluate it using images captured from different angles or perspectives, available in our dataset. By substituting these viewpoint-varied images for the originals, we can directly compare these scores with those from the initial baseline images to observe any shifts in accuracy or relevance.

For this task we select a subset of $\approx 5K$ exhibits from the test dataset with multiple images taken from different angles (e.g. 2nd column of Fig. 7). In total we evaluate on $\approx 22K$ questions. All our models (Tab. 4) show consistent scores when presented with images from different angles, suggesting a strong capacity for generalization and an ability to recognize objects despite variations in angle or orientation, providing insights into the model’s ability to maintain performance stability when faced with real-world variability in image capture. The slight performance drop can be attributed to a decrease in image information (e.g. pictures of statues from the side are generally harder to recognize).

5.5. Task 4: Visually Unanswerable Questions

We introduce a set of specialized questions to assess the model’s contextual understanding, focusing on an object’s country of origin or creator. These carefully designed questions require a deeper level of contextual or associative reasoning. For example, instead of simply asking about characteristics that may be linked with a visual pattern (assuming that the painters’ style can be visually recognized - “*Who is the painter of this painting?*”), these questions may ask, “*Who was the mentor of the painter of this painting?*” or “*What is the nationality of the painter of this painting?*”. We manually generate 5-6 questions for exhibits, related either to the creator or country and search for answers online (e.g. 3rd column of Fig. 7). We obtain 510 and 515 image-question-answer pairs from the train and test dataset respectively. This approach evaluates not only whether the model can correctly identify or infer the country of origin or creator based on visual cues but also tests its ability to correlate these features with general knowledge or cultural information, addressing beyond surface-level visual details. The full list of questions is available in Tab. 20 from App. D.5. According to results in Tab. 5, both original and fine-tuned LLaVA have much higher reasoning capabilities than BLIP, due to LLaVA’s higher model size and larger pre-training dataset. Moreover, fine-tuning LLaVA enhances its ability to reason about museum exhibits, esp. when considering the precision of its answers. On the other hand, BLIP’s performance on this complex task drops after fine-tuning, hinting at BLIP’s limited model capacity causing forgetting of prior knowledge in order to accommodate the new training data. The consistency of results across the test dataset further supports LLaVA20mn-1ep’s ability to reason beyond visual features even on unseen images (see Tab. 6).

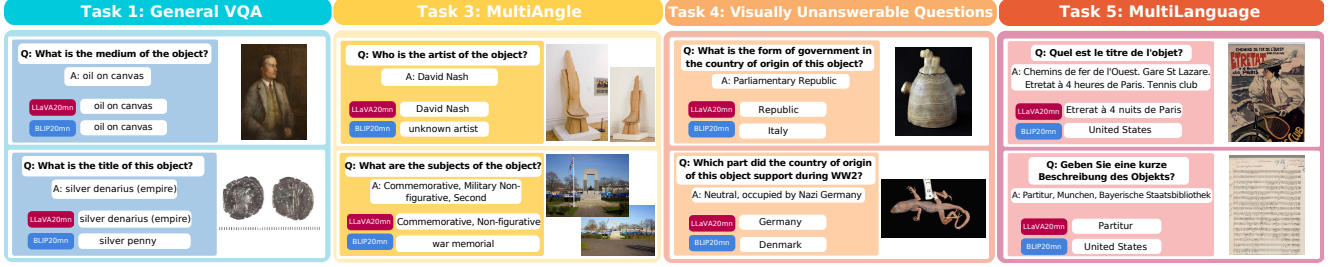


Figure 7. **Examples.** LLaVA20mn-1ep and BLIP20mn-5ep behaviour on different tasks, General VQA (1st column), MultiAngle (2nd column), Visually Unanswerable Questions (3rd column) and MultiLanguage (4th column). We observe **more precise answers for LLaVA20mn** than for BLIP20mn on all the tasks. Also the **last two tasks seem to be impossible for BLIP20mn**.

Model	partial prec.	complete prec.	partial recall	complete recall	BLEU1
LLaVA20mn-1ep	31.37	25.1	31.37	12.94	15.16
LLaVA no finetune	24.27	0.58	24.27	6.21	1.74
BLIP 20mn-5ep	2.35	0.2	2.35	0.2	0.63
BLIP no finetune	6.08	5.69	6.08	2.75	2.95

Table 5. **Visually Unanswerable Questions results on train images.** Clearly, **LLaVA20mn-1ep**, performs best, especially for complete precision and complete recall, showing the **ability** to visually link the objects with the corresponding dataset information and **to respond to visually unanswerable questions**.

Model	partial prec.	complete prec.	partial recall	complete recall	BLEU1
LLaVA 20mn-1ep	29.7	25.83	29.7	10.29	12.67
LLaVA no finetune	27.18	1.55	27.18	6.41	3.08
BLIP 20mn-5ep	3.3	0.78	3.3	0.19	0.73
BLIP no finetune	5.44	5.24	5.44	2.33	2.58

Table 6. **Visually Unanswerable Questions results on test images.** Results are consistent with those of the train split indicating the capability of the model to generalise well on unseen images.

5.6. Task 5: Multiple Languages

We evaluate the model’s zero-shot performance on non-English questions, including *French*, *German*, *Spanish*, and others available in the *multilanguage* dataset split. Questions are formulated in the respective languages using collected attributes. This assesses the model’s ability to link visual content with multilingual queries, recognizing objects, actions, or scenes without relying on English training biases, which is crucial for real-world multilingual use. Lastly, we evaluate our models on 500 images with textual data in French and German, for a total of 2864 question-answer pairs (e.g. in Fig. 7 - 4th column). In Tab. 7 we can observe that both variants of LLaVA achieve better results than BLIP. However, our fine-tuned LLaVA seems to have partially forgot its abilities to answer in foreign languages due to it being only fine-tuned with english data. Although the original LLaVA easily answers questions in different languages (it has high partial precision and recall), it mostly fails to give perfect answers. Further fine-tuning the models using multilingual data from MUSEUM-65 should improve their performance. A small-scale dataset was curated for Tasks 4 & 5 to ensure quality, given the significant manual effort. We plan to continue scaling this curation.

Model	French		German		Average	
	partial prec.	complete prec.	partial prec.	complete prec.	BLEU1	BLEU2
LLaVA20mn-1ep	10.37	0.54	9.72	1.17	1.36	0.27
LLaVA no finetune	41.81	0.4	18.41	0.15	1.46	0.13
BLIP20mn-5ep	4.02	0.4	0.73	0.15	0.21	0.01
BLIP no finetune	2.01	0.6	0.8	0.29	0.13	0

Table 7. **Multi-Language results.** LLaVA models perform better than BLIP ones. LLaVA20mn-1ep **slightly forgets the ability to answer in other languages**, due to its fine-tuning in English. However, on complete precision and BLEU2 the results of LLaVA20mn-1ep are slightly better than the no fine-tune versions.

5.7. Place of Origin Ablation

We curated 1K images per continent and evaluated our best models on it in Tab. 8. Despite the bias in place of origin, the benefits distribute evenly.

Model	Europe	N. America	S. America	Asia	Africa	Oceania
LLaVA 20mn-1ep	85.2	79.6	86.6	67.4	86.7	99.2
LLaVA	8.6	43.57	20.3	23.4	20.79	52.4
BLIP-20mn-5ep	79.1	73.1	76.4	65.5	76.4	49.7
BLIP	4.3	15.2	19.7	9.3	19.7	6.6

Table 8. **Continent-wise Partial Precision.** Despite of training data imbalance, the training on our dataset benefits all continents.

6. Conclusion

We present a large, specialized dataset for VQA on museum exhibits, designed to bridge visual content and text-based queries. This dataset encompasses millions of images paired with varied questions, enabling models to deliver answers about a broad range of cultural artifacts. We fine-tune two VLMs, BLIP and LLaVA, to compare their performance on this museum VQA dataset. LLaVA, in particular, excels at answering visually unanswerable questions through reasoning and general knowledge. Additionally, cross-lingual tests confirm the adaptability of these models in multilingual contexts, highlighting their potential for use in diverse cultural and linguistic settings. This dataset and our experiments open doors for future applications in museum experiences. Models trained on MUSEUM-65 could support interactive virtual tours, where users ask detailed questions in their own languages. They could power digital curators, providing rich cultural insights, or integrate with AR to offer real-time, on-site interpretation, creating immersive learning experiences for museum visitors globally.

Acknowledgements

We highly appreciate Pratyush Sinha, Krishnav Bajoria, Mohit Sharma, Anshuman Biswal, Rishabh Varshney, Anjali Roy, Raluca Mocanu, Reni Paskaleva and Nora Paskaleva for their help in gathering and curating the data, and for all the support, ideas and relevant discussions during the project. This research was partially funded by the Ministry of Education and Science of Bulgaria (support for INSAIT, part of the Bulgarian National Roadmap for Research Infrastructure). We thank the Bulgarian National Archaeological Institute with Museum for the support and guidance. We thank all institutions included in European, Digital Public Library of America (DPLA), Smithsonian Institution, Ariadne Project and also to the aggregators themselves for providing open access to their data. We also thank to Carnegie Museums of Pittsburgh, Modern and Contemporary Art Museum Korea, Harvard Museums US, Peabody Museum US, ArtUK Project, Hermitage Museum Russia, South Wales Museum Australia, The Indian Museum Project, Colbase Project Japan, The Museum of New Zealand Te Papa Tongarewa and Penn Museum US for the access to their data that made this research possible. We thank Google DeepMind which provided vital support and resources for this research.

References

- [1] Panos Achlioptas, Maks Ovsjanikov, Kilichbek Haydarov, Mohamed Elhoseiny, and Leonidas J Guibas. Artemis: Affective language for visual art. In *Proceedings of the IEEE/CVF Conference on Computer Vision and Pattern Recognition*, pages 11569–11579, 2021. 3
- [2] Amith Ananthram, Olivia Winn, and Smaranda Muresan. Feelingblue: A corpus for understanding the emotional connotation of color in context. *Transactions of the Association for Computational Linguistics*, 11:176–190, 2023. 3
- [3] Stanislaw Antol, Aishwarya Agrawal, Jiasen Lu, Margaret Mitchell, Dhruv Batra, C Lawrence Zitnick, and Devi Parikh. Vqa: Visual question answering. In *Proceedings of the IEEE international conference on computer vision*, pages 2425–2433, 2015. 1
- [4] Zechen Bai, Yuta Nakashima, and Noa Garcia. Explain me the painting: Multi-topic knowledgeable art description generation. In *Proceedings of the IEEE/CVF International Conference on Computer Vision*, pages 5422–5432, 2021. 3
- [5] Ada-Astrid Balaucă, Danda Pani Paudel, Kristina Toutanova, and Luc Van Gool. Taming clip for fine-grained and structured visual understanding of museum exhibits. *arXiv preprint arXiv:2409.01690*, 2024. 2, 3
- [6] Hanoona Bangalath, Muhammad Maaz, Muhammad Uzair Khattak, Salman H Khan, and Fahad Shahbaz Khan. Bridging the gap between object and image-level representations for open-vocabulary detection. *Advances in Neural Information Processing Systems*, 35:33781–33794, 2022. 1, 2
- [7] Romain Beaumont. Clip retrieval: Easily compute clip embeddings and build a clip retrieval system with them. <https://github.com/rom1504/clip-retrieval>, 2022. 16
- [8] Federico Becattini, Pietro Bongini, Luana Bulla, Alberto Del Bimbo, Ludovica Marinucci, Misael Mongiovi, and Valentina Presutti. Viscounth: A large-scale multilingual visual question answering dataset for cultural heritage. *ACM Transactions on Multimedia Computing, Communications and Applications*, 2023. 1, 2, 3
- [9] Simone Bianco, Luigi Celona, Paolo Napoletano, and Raimondo Schettini. Predicting image aesthetics with deep learning. In *Advanced Concepts for Intelligent Vision Systems: 17th International Conference, ACIVS 2016, Lecce, Italy, October 24-27, 2016, Proceedings 17*, pages 117–125. Springer, 2016. 3
- [10] Jeffrey P Bigham, Chandrika Jayant, Hanjie Ji, Greg Little, Andrew Miller, Robert C Miller, Robin Miller, Aubrey Tatarowicz, Brandyn White, Samuel White, et al. Vizwiz: nearly real-time answers to visual questions. In *Proceedings of the 23rd annual ACM symposium on User interface software and technology*, pages 333–342, 2010. 1
- [11] Pietro Bongini, Federico Becattini, Andrew D Bagdanov, and Alberto Del Bimbo. Visual question answering for cultural heritage. In *IOP Conference Series: Materials Science and Engineering*, page 012074. IOP Publishing, 2020. 3
- [12] Eva Cetinic, Tomislav Lipic, and Sonja Grgic. Fine-tuning convolutional neural networks for fine art classification. *Expert Systems with Applications*, 114:107–118, 2018. 3
- [13] Yen-Chun Chen, Linjie Li, Licheng Yu, Ahmed El Kholy, Faisal Ahmed, Zhe Gan, Yu Cheng, and Jingjing Liu. Uniter: Universal image-text representation learning. In *European conference on computer vision*, pages 104–120. Springer, 2020. 2
- [14] Marcos V Conde and Kerem Turgutlu. Clip-art: Contrastive pre-training for fine-grained art classification. In *Proceedings of the IEEE/CVF Conference on Computer Vision and Pattern Recognition*, pages 3956–3960, 2021. 2
- [15] Peng Cui, Dan Zhang, Zhijie Deng, Yinpeng Dong, and Jun Zhu. Learning sample difficulty from pre-trained models for reliable prediction. *Advances in Neural Information Processing Systems*, 36, 2024. 1
- [16] E Dataset. Novel datasets for fine-grained image categorization. In *First Workshop on Fine Grained Visual Categorization, CVPR. Citeseer. Citeseer. Citeseer*, 2011. 3
- [17] Riccardo Del Chiaro, Andrew D Bagdanov, and Alberto Del Bimbo. Noisyart: A dataset for webly-supervised artwork recognition. In *VISIGRAPP (4: VISAPP)*, pages 467–475, 2019. 3
- [18] Riccardo Del Chiaro, Andrew D Bagdanov, and Alberto Del Bimbo. Webly-supervised zero-shot learning for artwork instance recognition. *Pattern Recognition Letters*, 128:420–426, 2019. 3
- [19] Jia Deng, Wei Dong, Richard Socher, Li-Jia Li, Kai Li, and Li Fei-Fei. Imagenet: A large-scale hierarchical image database. In *2009 IEEE conference on computer vision and pattern recognition*, pages 248–255. Ieee, 2009. 3
- [20] Yingying Deng, Fan Tang, Weiming Dong, Chongyang Ma, Xingjia Pan, Lei Wang, and Changsheng Xu. Stytr2: Image style transfer with transformers. In *Proceedings of*

- the *IEEE/CVF conference on computer vision and pattern recognition*, pages 11326–11336, 2022. 1
- [21] Jian Ding, Nan Xue, Guisong Xia, and Dengxin Dai. Decoupling zero-shot semantic segmentation. 2022 *IEEE CVF Conference on Computer Vision and Pattern Recognition (CVPR)*, pages 11573–11582, 2021. 1, 2
- [22] Simone Fabbri, Symeon Papadopoulos, Eirini Ntoutsi, and Ioannis Kompatsiaris. A survey on bias in visual datasets. *Computer Vision and Image Understanding*, 223: 103552, 2022. 4, 16
- [23] Haoyuan Gao, Junhua Mao, Jie Zhou, Zhiheng Huang, Lei Wang, and Wei Xu. Are you talking to a machine? dataset and methods for multilingual image question. *Advances in neural information processing systems*, 28, 2015. 3
- [24] Noa Garcia and George Vogiatzis. How to read paintings: semantic art understanding with multi-modal retrieval. In *Proceedings of the European Conference on Computer Vision (ECCV) Workshops*, pages 0–0, 2018. 3
- [25] Noa Garcia, Mayu Otani, Chenhui Chu, and Yuta Nakashima. Knowit vqa: Answering knowledge-based questions about videos. In *Proceedings of the AAAI conference on artificial intelligence*, pages 10826–10834, 2020. 3
- [26] Noa Garcia, Chentao Ye, Zihua Liu, Qingtao Hu, Mayu Otani, Chenhui Chu, Yuta Nakashima, and Teruko Mitamura. A dataset and baselines for visual question answering on art. In *Computer Vision–ECCV 2020 Workshops: Glasgow, UK, August 23–28, 2020, Proceedings, Part II 16*, pages 92–108. Springer, 2020. 3
- [27] Noa Garcia, Chentao Ye, Zihua Liu, Qingtao Hu, Mayu Otani, Chenhui Chu, Yuta Nakashima, and Teruko Mitamura. A dataset and baselines for visual question answering on art. In *Computer Vision–ECCV 2020 Workshops: Glasgow, UK, August 23–28, 2020, Proceedings, Part II 16*, pages 92–108. Springer, 2020. 2, 3
- [28] Leon A Gatys, Alexander S Ecker, and Matthias Bethge. Image style transfer using convolutional neural networks. In *Proceedings of the IEEE conference on computer vision and pattern recognition*, pages 2414–2423, 2016. 1
- [29] Koustav Ghosal, Aakanksha Rana, and Aljosa Smolic. Aesthetic image captioning from weakly-labelled photographs. In *Proceedings of the IEEE/CVF International Conference on Computer Vision Workshops*, pages 0–0, 2019. 3
- [30] Jingliang Gu and Zhixin Li. Beyond language bias: Overcoming multimodal shortcut and distribution biases for robust visual question answering. In *Proceedings of the 33rd ACM International Conference on Information and Knowledge Management*, pages 3767–3771, 2024. 5, 16
- [31] Xiuye Gu, Tsung-Yi Lin, Weicheng Kuo, and Yin Cui. Open-vocabulary object detection via vision and language knowledge distillation. *arXiv preprint arXiv:2104.13921*, 2021. 1, 2
- [32] Darryl Hannan, Akshay Jain, and Mohit Bansal. Many-modalqa: Modality disambiguation and qa over diverse inputs. In *Proceedings of the AAAI Conference on Artificial Intelligence*, pages 7879–7886, 2020. 3
- [33] Chao Jia, Yinfei Yang, Ye Xia, Yi-Ting Chen, Zarana Parekh, Hieu Pham, Quoc Le, Yun-Hsuan Sung, Zhen Li, and Tom Duerig. Scaling up visual and vision-language representation learning with noisy text supervision. In *International conference on machine learning*, pages 4904–4916. PMLR, 2021. 2
- [34] Justin Johnson, Bharath Hariharan, Laurens Van Der Maaten, Li Fei-Fei, C Lawrence Zitnick, and Ross Girshick. Clevr: A diagnostic dataset for compositional language and elementary visual reasoning. In *Proceedings of the IEEE conference on computer vision and pattern recognition*, pages 2901–2910, 2017. 3
- [35] Chen Ju, Tengda Han, Kunhao Zheng, Ya Zhang, and Weidi Xie. Prompting visual-language models for efficient video understanding. In *European Conference on Computer Vision*, pages 105–124. Springer, 2022. 1
- [36] Samira Ebrahimi Kahou, Vincent Michalski, Adam Atkinson, Ákos Kádár, Adam Trischler, and Yoshua Bengio. Figureqa: An annotated figure dataset for visual reasoning. *arXiv preprint arXiv:1710.07300*, 2017. 3
- [37] Aishwarya Kamath, Mannat Singh, Yann LeCun, Gabriel Synnaeve, Ishan Misra, and Nicolas Carion. Mdetrm: modulated detection for end-to-end multi-modal understanding. In *Proceedings of the IEEE/CVF International Conference on Computer Vision*, pages 1780–1790, 2021. 2
- [38] Matt Kusner, Yu Sun, Nicholas Kolkin, and Kilian Weinberger. From word embeddings to document distances. In *International conference on machine learning*, pages 957–966. PMLR, 2015. 5
- [39] Gihyun Kwon and Jong Chul Ye. Clipstyler: Image style transfer with a single text condition. In *Proceedings of the IEEE/CVF Conference on Computer Vision and Pattern Recognition*, pages 18062–18071, 2022. 1
- [40] Boyi Li, Kilian Q Weinberger, Serge Belongie, Vladlen Koltun, and René Ranftl. Language-driven semantic segmentation. In *International Conference on Learning Representations*, 2022. 2
- [41] Boyi Li, Kilian Q. Weinberger, Serge J. Belongie, Vladlen Koltun, and René Ranftl. Language-driven semantic segmentation. *CoRR*, abs/2201.03546, 2022. 1
- [42] Junnan Li, Dongxu Li, Caiming Xiong, and Steven Hoi. Blip: Bootstrapping language-image pre-training for unified vision-language understanding and generation. In *International conference on machine learning*, pages 12888–12900. PMLR, 2022. 1, 2, 5, 6, 17
- [43] Liunian Harold Li, Mark Yatskar, Da Yin, Cho-Jui Hsieh, and Kai-Wei Chang. Visualbert: A simple and performant baseline for vision and language. *arXiv preprint arXiv:1908.03557*, 2019. 2
- [44] Xiujuan Li, Xi Yin, Chunyuan Li, Pengchuan Zhang, Xiaowei Hu, Lei Zhang, Lijuan Wang, Houdong Hu, Li Dong, Furu Wei, et al. Oscar: Object-semantics aligned pre-training for vision-language tasks. In *Computer Vision–ECCV 2020: 16th European Conference, Glasgow, UK, August 23–28, 2020, Proceedings, Part XXX 16*, pages 121–137. Springer, 2020. 2
- [45] Tsung-Yi Lin, Michael Maire, Serge Belongie, James Hays, Pietro Perona, Deva Ramanan, Piotr Dollár, and C Lawrence Zitnick. Microsoft coco: Common objects in context. In

Computer Vision–ECCV 2014: 13th European Conference, Zurich, Switzerland, September 6–12, 2014, Proceedings, Part V 13, pages 740–755. Springer, 2014. 3

- [46] Weizhe Lin, Jinghong Chen, Jingbiao Mei, Alexandru Coca, and Bill Byrne. Fine-grained late-interaction multi-modal retrieval for retrieval augmented visual question answering. *Advances in Neural Information Processing Systems*, 36, 2024. 1
- [47] Haotian Liu, Chunyuan Li, Qingyang Wu, and Yong Jae Lee. Visual instruction tuning, 2023. 1, 2, 5, 17
- [48] Ilya Loshchilov and Frank Hutter. Decoupled weight decay regularization. *arXiv preprint arXiv:1711.05101*, 2017. 17
- [49] Jiasen Lu, Dhruv Batra, Devi Parikh, and Stefan Lee. Vilbert: Pretraining task-agnostic visiolinguistic representations for vision-and-language tasks. *Advances in neural information processing systems*, 32, 2019. 2
- [50] Yue Lu, Chao Guo, Xingyuan Dai, and Fei-Yue Wang. Data-efficient image captioning of fine art paintings via virtual-real semantic alignment training. *Neurocomputing*, 490:163–180, 2022. 3
- [51] Muhammad Maaz, Hanoona Rasheed, Salman Khan, Fahad Shahbaz Khan, Rao Muhammad Anwer, and Ming-Hsuan Yang. Class-agnostic object detection with multi-modal transformer. In *European Conference on Computer Vision*, pages 512–531. Springer, 2022. 2
- [52] Subhransu Maji, Esa Rahtu, Juho Kannala, Matthew Blaschko, and Andrea Vedaldi. Fine-grained visual classification of aircraft. *arXiv preprint arXiv:1306.5151*, 2013. 3
- [53] Mateusz Malinowski and Mario Fritz. A multi-world approach to question answering about real-world scenes based on uncertain input. *Advances in neural information processing systems*, 27, 2014. 3
- [54] Mateusz Malinowski, Marcus Rohrbach, and Mario Fritz. Ask your neurons: A neural-based approach to answering questions about images. In *Proceedings of the IEEE international conference on computer vision*, pages 1–9, 2015. 1
- [55] Kenneth Marino, Mohammad Rastegari, Ali Farhadi, and Roozbeh Mottaghi. Ok-vqa: A visual question answering benchmark requiring external knowledge. In *Proceedings of the IEEE/cvf conference on computer vision and pattern recognition*, pages 3195–3204, 2019. 3
- [56] Paul F Marty and Katherine Burton Jones. *Museum informatics: People, information, and technology in museums*. Taylor & Francis, 2008. 1
- [57] Fanqing Meng, Wenqi Shao, Zhanglin Peng, Chonghe Jiang, Kaipeng Zhang, Yu Qiao, and Ping Luo. Foundation model is efficient multimodal multitask model selector. *arXiv preprint arXiv:2308.06262*, 2023. 1
- [58] Thomas Mensink and Jan Van Gemert. The rijksmuseum challenge: Museum-centered visual recognition. In *Proceedings of international conference on multimedia retrieval*, pages 451–454, 2014. 3
- [59] Thomas Mensink, Jasper Uijlings, Lluís Castrejon, Arushi Goel, Felipe Cadar, Howard Zhou, Fei Sha, André Araujo, and Vittorio Ferrari. Encyclopedic vqa: Visual questions about detailed properties of fine-grained categories. In *Proceedings of the IEEE/CVF International Conference on Computer Vision*, pages 3113–3124, 2023. 3
- [60] Federico Milani and Piero Fraternali. A dataset and a convolutional model for iconography classification in paintings. *Journal on Computing and Cultural Heritage (JOCCH)*, 14(4):1–18, 2021. 3
- [61] Bolin Ni, Houwen Peng, Minghao Chen, Songyang Zhang, Gaofeng Meng, Jianlong Fu, Shiming Xiang, and Haibin Ling. Expanding language-image pretrained models for general video recognition. In *European Conference on Computer Vision*, pages 1–18. Springer, 2022. 1
- [62] Ikrom Nishanbaev, Erik Champion, and David A McMeekin. A survey of geospatial semantic web for cultural heritage. *Heritage*, 2(2):1471–1498, 2019. 1
- [63] Ninglin Ouyang, Qingbao Huang, Pijian Li, Yi Cai, Bin Liu, Ho-fung Leung, and Qing Li. Suppressing biased samples for robust vqa. *IEEE Transactions on Multimedia*, 24:3405–3415, 2021. 5, 16
- [64] Kishore Papineni, Salim Roukos, Todd Ward, and Wei-Jing Zhu. Bleu: a method for automatic evaluation of machine translation. In *Proceedings of the 40th Annual Meeting of the Association for Computational Linguistics*, pages 311–318, Philadelphia, Pennsylvania, USA, 2002. Association for Computational Linguistics. 5
- [65] Hieu Pham, Zihang Dai, Golnaz Ghiasi, Kenji Kawaguchi, Hanxiao Liu, Adams Wei Yu, Jiahui Yu, Yi-Ting Chen, Minh-Thang Luong, Yonghui Wu, et al. Combined scaling for zero-shot transfer learning. *Neurocomputing*, 555:126658, 2023. 1
- [66] Alec Radford, Jong Wook Kim, Chris Hallacy, Aditya Ramesh, Gabriel Goh, Sandhini Agarwal, Girish Sastry, Amanda Askell, Pamela Mishkin, Jack Clark, et al. Learning transferable visual models from natural language supervision. In *International conference on machine learning*, pages 8748–8763. PMLR, 2021. 1, 2
- [67] Aditya Ramesh, Mikhail Pavlov, Gabriel Goh, Scott Gray, Chelsea Voss, Alec Radford, Mark Chen, and Ilya Sutskever. Zero-shot text-to-image generation. In *International conference on machine learning*, pages 8821–8831. Pmlr, 2021. 1
- [68] Hanoona Rasheed, Muhammad Uzair Khattak, Muhammad Maaz, Salman Khan, and Fahad Shahbaz Khan. Fine-tuned clip models are efficient video learners. In *Proceedings of the IEEE/CVF Conference on Computer Vision and Pattern Recognition*, pages 6545–6554, 2023. 1
- [69] Dan Ruta, Andrew Gilbert, Pranav Aggarwal, Naveen Marri, Ajinkya Kale, Jo Briggs, Chris Speed, Hailin Jin, Baldo Faieta, Alex Filipkowski, et al. Stylelabel: Artistic style tagging and captioning. In *European Conference on Computer Vision*, pages 219–236. Springer, 2022. 1, 3
- [70] Fereshteh Sadeghi, Santosh K Kumar Divvala, and Ali Farhadi. Viske: Visual knowledge extraction and question answering by visual verification of relation phrases. In *Proceedings of the IEEE conference on computer vision and pattern recognition*, pages 1456–1464, 2015. 1
- [71] Shurong Sheng, Luc Van Gool, and Marie-Francine Moens. A dataset for multimodal question answering in the cultural heritage domain. In *Proceedings of the COLING 2016 Work-*

- shop on Language Technology Resources and Tools for Digital Humanities (LT4DH), pages 10–17. ACL, 2016. 2, 3
- [72] Amanpreet Singh, Vivek Natarajan, Meet Shah, Yu Jiang, Xinlei Chen, Dhruv Batra, Devi Parikh, and Marcus Rohrbach. Towards vqa models that can read. In *Proceedings of the IEEE/CVF conference on computer vision and pattern recognition*, pages 8317–8326, 2019. 1
- [73] Samuel Stevens, Jiaman Wu, Matthew J Thompson, Elizabeth G Campolongo, Chan Hee Song, David Edward Carlyn, Li Dong, Wasila M Dahdul, Charles Stewart, Tanya Berger-Wolf, et al. Bioclip: A vision foundation model for the tree of life. In *Proceedings of the IEEE/CVF Conference on Computer Vision and Pattern Recognition*, pages 19412–19424, 2024. 3
- [74] Gjorgji Strezoski and Marcel Worring. Omniart: a large-scale artistic benchmark. *ACM Transactions on Multimedia Computing, Communications, and Applications (TOMM)*, 14(4):1–21, 2018. 1, 3
- [75] Alon Talmor, Ori Yoran, Amnon Catav, Dan Lahav, Yizhong Wang, Akari Asai, Gabriel Ilharco, Hannaneh Hajishirzi, and Jonathan Berant. Multimodalqa: Complex question answering over text, tables and images. *arXiv preprint arXiv:2104.06039*, 2021. 3
- [76] Wei Ren Tan, Chee Seng Chan, Hernán E Aguirre, and Kiyoshi Tanaka. Ceci n’est pas une pipe: A deep convolutional network for fine-art paintings classification. In *2016 IEEE international conference on image processing (ICIP)*, pages 3703–3707. IEEE, 2016. 3
- [77] Gemini Team, Rohan Anil, Sebastian Borgeaud, Jean-Baptiste Alayrac, Jiahui Yu, Radu Soricut, Johan Schalkwyk, Andrew M Dai, Anja Hauth, Katie Millican, et al. Gemini: a family of highly capable multimodal models. *arXiv preprint arXiv:2312.11805*, 2023. 1
- [78] C Wah, S Branson, P Welinder, P Perona, and S Belongie. The caltech-ucsd birds-200–2011 dataset. technical report california institute of technology. *Technical re-port California Institute of Technology*, 2011. 3
- [79] Mengmeng Wang, Jiazheng Xing, and Yong Liu. Actionclip: A new paradigm for video action recognition. *arXiv preprint arXiv:2109.08472*, 2021. 1
- [80] Peng Wang, Qi Wu, Chunhua Shen, Anton van den Hengel, and Anthony Dick. Explicit knowledge-based reasoning for visual question answering. *arXiv preprint arXiv:1511.02570*, 2015. 3
- [81] Peng Wang, Qi Wu, Chunhua Shen, Anthony Dick, and Anton Van Den Hengel. Fvqa: Fact-based visual question answering. *IEEE transactions on pattern analysis and machine intelligence*, 40(10):2413–2427, 2017. 3
- [82] Zifeng Wang, Zhenbang Wu, Dinesh Agarwal, and Jimeng Sun. Medclip: Contrastive learning from unpaired medical images and text. *arXiv preprint arXiv:2210.10163*, 2022. 1
- [83] Yixuan Wei, Han Hu, Zhenda Xie, Ze Liu, Zheng Zhang, Yue Cao, Jianmin Bao, Dong Chen, and Baining Guo. Improving clip fine-tuning performance. In *Proceedings of the IEEE/CVF International Conference on Computer Vision*, pages 5439–5449, 2023. 1
- [84] Michael J Wilber, Chen Fang, Hailin Jin, Aaron Hertzmann, John Collomosse, and Serge Belongie. Bam! the behance artistic media dataset for recognition beyond photography. In *Proceedings of the IEEE international conference on computer vision*, pages 1202–1211, 2017. 1, 3
- [85] Qi Wu, Peng Wang, Chunhua Shen, Anthony Dick, and Anton Van Den Hengel. Ask me anything: Free-form visual question answering based on knowledge from external sources. In *Proceedings of the IEEE conference on computer vision and pattern recognition*, pages 4622–4630, 2016. 3
- [86] Desen Yuan. Language bias in visual question answering: A survey and taxonomy. *arXiv preprint arXiv:2111.08531*, 2021. 5, 16
- [87] Xiaohua Zhai, Xiao Wang, Basil Mustafa, Andreas Steiner, Daniel Keysers, Alexander Kolesnikov, and Lucas Beyer. Lit: Zero-shot transfer with locked-image text tuning. In *Proceedings of the IEEE/CVF Conference on Computer Vision and Pattern Recognition*, pages 18123–18133, 2022. 1
- [88] Chenyang Zhang, Christine Kaeser-Chen, Grace Vesom, Jennie Choi, Maria Kessler, and Serge Belongie. The imet collection 2019 challenge dataset. *arXiv preprint arXiv:1906.00901*, 2019. 2
- [89] Renrui Zhang, Rongyao Fang, Wei Zhang, Peng Gao, Kunchang Li, Jifeng Dai, Yu Qiao, and Hongsheng Li. Tip-adapter: Training-free clip-adapter for better vision-language modeling. *arXiv preprint arXiv:2111.03930*, 2021. 2
- [90] Chong Zhou, Chen Change Loy, and Bo Dai. Extract free dense labels from clip. In *European Conference on Computer Vision*, pages 696–712. Springer, 2022. 1, 2
- [91] Kaiyang Zhou, Jingkan Yang, Chen Change Loy, and Ziwei Liu. Conditional prompt learning for vision-language models. In *Proceedings of the IEEE/CVF Conference on Computer Vision and Pattern Recognition*, pages 16816–16825, 2022. 2
- [92] Kaiyang Zhou, Jingkan Yang, Chen Change Loy, and Ziwei Liu. Learning to prompt for vision-language models. *International Journal of Computer Vision*, 130(9):2337–2348, 2022. 2
- [93] Xingyi Zhou, Rohit Girdhar, Armand Joulin, Philipp Krähenbühl, and Ishan Misra. Detecting twenty-thousand classes using image-level supervision. In *European Conference on Computer Vision*, pages 350–368. Springer, 2022. 1, 2
- [94] Yuke Zhu, Oliver Groth, Michael Bernstein, and Li Fei-Fei. Visual7w: Grounded question answering in images. In *Proceedings of the IEEE conference on computer vision and pattern recognition*, pages 4995–5004, 2016. 1
- [95] Yichen Zhu, Minjie Zhu, Ning Liu, Zhicai Ou, Xiaofeng Mou, and Jian Tang. Llava- ϕ : Efficient multi-modal assistant with small language model. *arXiv preprint arXiv:2401.02330*, 2024. 2

A. Index

Section	Section Name
1	Index
2	Data
2.1	Data format
2.2	Example of instance
2.3	Data splits
2.4	Dataset details
2.5	Dataset Curation Process
2.6	List of questions category-wise
2.7	Category analysis
2.8	Multi-lingual dataset
2.9	Bias in dataset
2.10	Safety and Ethical considerations
3	Experimental details
3.1	Implementation details
3.2	Evaluation metrics
3.3	Finetuning details
3.4	Training evolution
4	Additional results
4.1	Benchmark Comparison
4.2	General VQA
4.3	Category-wise VQA
4.4	MultiAngle VQA
4.5	Visually Unanswerable Questions VQA
4.6	MultiLanguage VQA
5	Limitations and society impact

Table 9. The index showing the additional information, technical details and results.

B. Data

This section provides comprehensive details about the dataset used in the task. It includes information on the raw dataset, an example of an instance, and the data format. Additionally, it outlines a category-wise list of questions, data splits, and a detailed category analysis, offering insights into the structure and distribution of the data.

B.1. Data format

All this curated information was stored in the form of json files in a dictionary format. With the object_id being the key and the information in the respective value.

B.2. Example of instance

A detailed example from the dataset, showcasing the structure of an individual data point to clarify how the data is organized and used in the task is looking as follows:

Question	["Who is the artist of the object?", "What materials is the object made of?"]
Answer	[[["Leonardo Da Vinci"], ["wood", "iron"]]
Image	["object1_1", "object1_2", "object1_3"]

B.3. Data splits

This section details the dataset splits, including multiple training datasets designed to analyze the impact of varying data sizes. It also covers the validation split and multiple testing splits, enabling more efficient evaluation and comparison by reducing time requirements. The 42M train set is the original training set that we were able to collect, still due to time and other resources constraints we choose to fine-tune up to the 20M instances dataset.

Dataset	Objects	Q-A pairs
1mn_train	1M	3M
10mn_train	10M	31M
20mn_train	20M	61M
42mn_train	42M	123M
val	2M	4M
test	6M	18M
tiny_test	10K	30K
small_test	100K	3M
multilingual	15M	45M

Table 10. Description the dataset splits, including multiple training sets, a validation set, and several test sets. The splits are designed to facilitate analysis of performance under different training scenarios and streamline evaluation across various testing conditions.

B.4. Dataset details

We provide an overview of the dataset origin Tab. 11, including its composition, sources, and initial structure before processing. It highlights the foundational data used to create the final dataset for the task. We also show the amount of objects, images and attributes available from each museum, highlighting the attributes used for fine-tuning (Trainable attributes). The raw dataset will also be made publicly available along the curated dataset and it will also include the attributes not used for fine-tuning (Non-trainable attributes). The links to the curated and raw datasets can be found here: [MUSEUM-65](#).

B.5. Dataset Curation Process

The dataset curation was done in 5 major steps:

1. Museum selection:

- The dataset comprises 65 million data points, with 95% sourced from three major cultural aggregators: Digital Public Library of America - DPLA (24M), Europeana (20M), and the Smithsonian Institution (3.5M).
- These aggregators provide access to extensive digitized collections from major museums across Europe and America and offer structured data through platform-specific APIs.
- DPLA and Smithsonian provide metadata in English, whereas Europeana includes metadata in English as well as several European languages such as French, Spanish, and German.

Museum Name	#attributes	#objects	#images	Trainable attributes	Non-trainable attributes
Europeana	7	19163199	23395805	organization, subject, type, country, title, creator	description
Carnegie	6	76655	76655	creator, classification, credit, medium	nationality, date
Contemporary	3	9582	9582	artist, title	date
Harvard	9	579148	265555	technique, classification, worktypes, century, medium	division, creditline, department, period
Peabody	9	77379	77379	title, material, place of origin, artist, category, department, subjects, keywords associated, short description	NA
ArtUK	22	292358	579148	tags, artist, title, medium, worktypes	Acquisition method, Work status, Access note, Date Listing date, Installation end date, Signature/marks description, Venue, Access, Listing, Measurements, status, Unveiling date, Accession number, Installation start date, Custodian, Inscription description, Owner
Hermitage	22	12572	14135	technique, school, place, title, author, material, epoch, category	Place of creation, Date, Inventory Number, Subcollection, Acquisition date, Dimension, Place of finding, Collection, Complex., firm, Manufacture, workshop, "Book, album, seria", Information about the original, Archaeological site, Comment
SouthWales	6	27433	46380	title	exhibition history, audio, provenance, video, places
Indian	34	189838	313962	language, coin description observe, main material, main artist, inscription	Accession Number, Artist Nationality, Mint Title, Weight, Manufacturing Technique, Script, Historical Note, Detailed Description, Medium, Provenance, Museum Name, Patron Dynasty, Coin Description Reverse, Dimensions, Find Place, Origin Place, Tribe, School, Gallery Name, Title2, Number of Illustrations, Brief Description, Subject, Scribe, Culture, Artist Life Date, Number of folios, Country
DPLA	6	22984790	22984790	language, publisher, collection title, title, place of origin, subject	NA
Colbase	14	22196	22196	category, genre, material, artist, holder	Period/Century, Country/Origin, Donor, Quantity, Inscriptions, Excavation site, Cultural property designation, Size, Collection reference no.,
Tepapa	6	187595	251361	collection, title, type, additionalType	Caption, CreditLine
Penn	12	191831	556092	culture, culture area, continent, materials, technique, credit line, place	Description, length, width, height, depth
Smithsonian	4	3277593	3277593	name, sex, place of origin, taxonomy	NA
Ariadne	4	665289	665289	title, nativesubject, place	description

Table 11. The list of museums and aggregators. We display the number of attributes each museum have, the number of objects that they provided and the number of images available for them. We also present the attributes that helped the creation of the questions used during training and testing (Trainable attributes) as well as the attributes not used for questions but that we make available in the raw dataset (Non-trainable attributes).

- To ensure broader diversity in geography, culture, variety, and language, we curated the remaining 5% of the dataset from 12 additional major museums spanning multiple continents. These additional museums were selected based on their global prominence and the richness of their collections, with data acquired through a custom scraping pipeline.
- Depending on the museum’s web infrastructure, data was collected either using official APIs or through HTML parsing tools such as BeautifulSoup.
- In cases where museums provided multiple images per object, we collected the URLs of all available views to preserve multi-angle visual representations.
- All this information was stored in the form of json files in

Category	Question
Subject	what are the subjects that the object depicts? what are the subjects that are depicted by the object? which category does this object belong to? what is the subject of this image? what tags can the object be associated with? under what category does this object fall? what are the keywords associated with objects? what is the category of the object? what category does this object fall into? what are the subjects of object ?
Creator	who is the publisher of this object? who is the holder of the object? who is the creator of the object? who has created this object? who is the author of the text? who is author of the object? to whom is this object credited to? who is the artist of the object? who created this art?
Title	what is the title of the object? what is the name of the object? what is the title of this object? what is the name of the costume? what is a suitable title for the object? what is the denomination of the coin? what can be the title of the object? what is the title of the object
Material	which primary material is the object made of? what material is the object made of? what materials is the object made of? which secondary material is the object made of? what is the medium used to create this object? which tertiary material is the object made of? what are the materials that this object is made up of? what is the medium of the object?
Type	which type of object is this? which type of object is it? what is the genre of this object? what type of work is that of the object? what is the additional type of the object? what is the type of the object?
Place of Origin	what is the place of origin of the object? what is the place of origin of this object? which country does this object belong to? which continent does this object belong to? what place could this object be from?
Collection	from which collection has this object been taken? what is the collection of the object? what department does this object fall into? what school does object belongs to?
Technique	what technique is used to make the object? what is the technique that has been used to make this object?
Culture	which area does the culture depicted by this object belong to? which culture does this object belong to?
Language	which language is the text in the object? what is the language of the text?
Others	what is the object about? which period does this object belong to? which style do the costumes belong to? what is inscribed on the art piece? what is the obverse of the coin? which organization does this object belong to?

Table 12. The questions generated from the attributes available for the exhibits grouped by categories.

a dictionary format. With the object id being the key and the information in the respective value.

2. *Data Cleaning*: Each museum’s data was curated by a single domain expert to ensure consistency. Curation involved minimal edits: removing redundant attributes (inventory numbers, bibliographic info); extraneous symbols and numbers. Given high quality of museum data, focus was on consistent formatting rather than content rewriting.

3. *Attribute-Value Structuring*: While some museums provided such structured data, others required parsing complete strings, with experts identifying logical separators and attribute boundaries through example-driven consensus.

4. *Question Crafting*:

- To structure the attribute–value data for the visual question answering (VQA) task, we aligned our approach with natural human curiosity—formulating questions and expecting concise answers—toward our goal of real-time deployment in interactive museum environments.
- Each museum’s data was processed independently due to differing metadata formats and schema structures.
- Experts manually authored natural language questions for a total of 63 unique attributes, with the corresponding attribute value serving as the ground-truth answer.
- Human synthesis ensured that even when the same attribute appeared across different museums, the phrasing of the questions varied to maintain linguistic diversity. Example: Both the questions “*Which primary material is the object made of?*” and “*What is the material used in the object?*” are related to the attribute “material”
- After synthesis, a centralized review process was conducted to remove redundancy, normalize structure where needed, and ensure phrasing diversity.
- We computed an average intra-category question similarity of 75%, indicating a desirable balance between consistency and variation across museums and attributes.

5. *Final Assembly*: We download all the images from the collected image-urls. For each object, we now have a list of images and a set of question-answer pairs, omitting the answers for which the value is not known. Finally, for each museum we create 3 columns - image (having the list of images from different viewing angles), question (having the list of all questions), answer (having the list of respective answers). The answer to every question is in the form of a list as sometimes there may be multiple answers.

Quality Control: A data processing protocol covering data cleaning, consistency norms, and question design was shared with experts. Edge cases were discussed collaboratively, and the final dataset was schema-validated programmatically.

B.6. List of questions category-wise

We provide the categorization of the questions in the dataset. The questions are grouped based on their type or theme for an easier analysis during the evaluation. The

Tab. 12 is showing all these questions and their categories for a better understanding of the diversity of information and the variety of asking a question included in our dataset.

B.7. Category analysis

We present in Tab. 15 the top values and their frequencies across various categories, providing insights into the most prominent features and trends within the dataset.

B.8. Multilingual Dataset

Our multilingual dataset comprises 15 million datapoints, featuring objects described in 37 European and Asian languages. Table 13 shows the distribution of exhibits across these languages:

Language	%	Language	%	Other Languages (%)
German	16.62	Italian	2.57	Lithuanian
Norwegian	11.89	Polish	2.56	Romanian
Dutch	11.79	Estonian	2.41	Croatian
Spanish	8.80	Czech	1.54	Portuguese
French	7.96	Finnish	1.16	Bulgarian
Swedish	5.65	Catalan	1.12	Greek
Danish	3.10	Hungarian	0.84	and more

Table 13. **Multilingual dataset distribution**

B.9. Bias in Dataset

Large-scale models have a profound impact on society, both positive and negative, particularly in applications involving multi-modal tasks. Their performance heavily depends on the datasets they are trained on, and research shows that biases affect certain user groups unfairly or reinforcing discriminatory patterns. Many large-scale models and their training datasets remain inaccessible, with most only available through a restricted input-output interface. While open-source initiatives attempt to replicate model architectures, the lack of publicly available datasets makes it challenging to thoroughly investigate and address potential biases. While bias-free datasets are unattainable [22], we ensure our dataset is bias-aware and take active steps toward inclusivity.

Selection Bias: Our primary data sources, international aggregators, naturally emphasize European and American objects, leading to a **selection bias**, further amplified by the lack of digitization in smaller museums. However, our dataset includes 5M+ objects from other continents, and we are collaborating with local museums to diversify underrepresented cultures.

Temporal bias: Given the aggregators’ extensive curation, our collection spans a vast historical timeline, from ancient artifacts to modern art, covering statues, paintings, vessels, fossils, corals, war depictions, weapons, manuscripts, textiles, coins, ceramics, scientific instruments, and more.

Language bias: To mitigate language bias, we include 15M samples across 37 languages beyond English as part of our multilingual dataset with ongoing expansions.

Framing Bias: We also acknowledge framing bias, as

models are trained on front-view images as per standard digitization practices, yet multi-angle experiments confirm model robustness to different image perspectives.

Bias due to model architecture: The CLIP model itself introduces biases that are challenging to fully assess, as its training data is not publicly available. Since the vision encoders of both BLIP and LLaVA models rely on CLIP embeddings, they inherit these biases as well. By providing an open large-scale image-text dataset, we enable greater transparency and facilitate the auditing of contrastive image-text models like CLIP.

Handling bias in dataset: To facilitate a thorough investigation of dataset biases, we will release MUSEUM-65 along with tools designed for large-scale data exploration using precomputed image embeddings [7]. These tools will allow researchers to retrieve images based on text or image queries, enabling a systematic study of how biases manifest within the dataset. By examining patterns in object representation, cultural distribution, and framing biases, researchers can gain insights into potential disparities and their implications. In addition to aiding bias detection, these tools will support the development of automated methods for dataset curation, helping mitigate safety concerns associated with large-scale data.

To ensure accessibility, we will publicly release the source code and essential routines, allowing users to build their own versions of these tools for customized dataset exploration. Furthermore, we plan to introduce a public portal where researchers can report undetected biases and model behaviors based on their findings, contributing to ongoing improvements in dataset transparency, fairness, and inclusivity. Through these efforts, we aim to establish MUSEUM-65 as a robust real-world large-scale dataset that not only supports cultural heritage research but also advances responsible data curation practices.

For applications requiring a minimally biased dataset, debiasing techniques such as model-agnostic training or specialized model architectures can also be applied as needed [30, 63, 86].

B.10. Safety and Ethical considerations

Our dataset provides a foundation for training multimodal models that can enhance cultural accessibility, support educational tools, and enable virtual heritage exploration while promoting multilingual data and fostering cross-cultural appreciation by making global artifacts easily comparable. Upon randomly inspecting images and text from our dataset, we found that museums, as reputable institutions, carefully curate their collections to address potential controversies such as historical disputes, religious issues, privacy concerns, and racial biases. This curation also extends to inappropriate content tagging, ensuring the safety and quality

of the dataset. This curation also extends to inappropriate content tagging, ensuring dataset safety and quality. While bias in the place of origin remains an ethical consideration, we aim to mitigate it through collaborations and diversification, with the hope that broader digitization efforts by museums will further enhance dataset diversity.

In the current form, we consider this dataset a research artefact and strongly advocate **academic use only** and advise careful investigation of downstream model biases.

This dataset serves as a foundation rather than a final solution for building more balanced and carefully curated datasets for model training. We believe that this process should be open and transparent, involving the broader research community to ensure responsible data development. By introducing MUSEUM-65, a large-scale dataset with diverse image-text pairs and annotations, we provide a resource that can aid in identifying biases, refining data selection, and creating safer, more representative subsets for various applications. We encourage researchers to contribute to this ongoing effort, fostering collaboration toward more ethical and inclusive dataset curation.

C. Experimental details

This section includes detailed information on the parameters used for fine-tuning, LLaVA and BLIP. It also covers a proposed ablation for LLaVA, experimental configurations, and tuning strategies applied during fine-tuning, providing insights into the optimization process and training evolution of these models. The code can be found: [MUSEUM-65](#)

C.1. Implementation details

BLIP The BLIP model we used is *blip_vqa*. During fine-tuning we follow the same protocol as [42], having a learning rate $2e-5$, a cosine annealing learning rate and the AdamW optimizer [48], with weight decay 0.05. We used a batch size of $4 \times 8 \times 16 = 512$.

LLaVA During fine-tuning we follow the same protocol as [47], having learning rate $1e-3$ and a cosine annealing learning rate schedule with a warmup ratio 0.03 and the AdamW optimizer [48], with weight decay 0.1. We used LORA for fine-tuning as [47]. We used a batch size of $4 \times 8 \times 16 = 512$.

C.2. Evaluation metrics

We compute several scores to evaluate our fine-tuned methods for a more diverse assessment. We use both uni-gram and n-gram methods, and choose metrics that are intuitive and well known.

Setup. To ensure accurate and consistent metric calculations, we pre-process the answers by removing special characters, retaining only alphanumeric content before computing the metrics. The overall metric is an average of individual metric scores for each question.

Precision. Given the model’s prediction and a list of valid answers for a question, the precision is the fraction of words from the model’s prediction that appear in at least one of the

valid answers. We consider Complete Precision as the percentage of questions for which the precision is 1.0 (the answer completely matches the ground truth) and Partial Precision as the percentage of questions with precision > 0.0 (the answer partially matches the ground truth).

Recall. For each valid answer, the recall is the fraction of words from the answer that are included in model’s prediction. For each question, the recall is averaged among all valid answers. Again, we consider Complete Recall as the percentage of questions for which the recall is 1.0 and Partial Recall as the percentage of questions with recall > 0.0 .

BLEU scores. We compute the BLEU score to address matching word pairs accurately. The BLEU score is the fraction of word n-grams from the model’s prediction that appear in at least one of the valid answers, modified by a brevity penalty that penalizes short responses that only match a few words. We translate the score to give values between 0 and 100. We compute individual scores for BLEU 1-gram and BLEU 2-gram (referred as BLEU1 and BLEU2) and we average the scores among all the instances.

C.3. Finetuning

Why BLIP and LLaVA? BLIP excels at aligning images with descriptive text, generating accurate captions which contribute to its question answering capabilities, making it a good first choice for VQA. However, BLIP relies on a relatively small pre-trained text encoder/decoder (BERT-base with 110 million parameters), which may limit its depth of understanding, especially for more complex or nuanced instructions and queries. Therefore we also chose the LLaVA model, which uses Llama2 7B, an instruction-tuned LLM which is a much more powerful pre-trained language model that understands instructions better than BLIP.

epoch	1	2	3	4	5
LLaVA mQ	57.3	59.51	60.75	60.77	60.77
LLaVA 1Q	54.7	55.76	56.73	57.61	58.08

Table 14. Comparison of two LLaVA fine-tuning methods: LLaVA-1Q, which uses one random question per image per epoch, and LLaVA-mQ, which utilizes all available questions per image each epoch. LLaVA-mQ achieves better results and faster convergence.

LLaVA ablation During fine-tuning we wanted to observe the impact of using all the questions available for an image and we observed an improvement during evaluation for that model. As it was very time consuming (each epoch being 3 times longer), and as LLaVA already being time expensive, we continued the rest of the experiments with the version that chooses one random question for each image in every epoch. (LLaVA 1Q). See Tab. 14.

C.4. Training Evolution

We present the performance of BLIP across different epochs, highlighting its progression during training. It

Subject	#instances	Types	#instances	Material	#instances	Place	#instances	Creator	#instances
united states	2096485	ship	96423	oil	189599	united kingdom	8991283	Robert John Welch	4128
university	845965	model	86022	canvas	141786	texas	1578768	British school	3428
american	716196	vessel	72338	paper	86420	california	424987	William Alfred green	3352
maps	641289	medal	47672	wood	46831	massachusetts	350232	Joseph Hardman	2323
school	561988	water transport	46829	stone	46084	new york	254190	John Everett	1798
church	419043	uniform	37773	bronze	31201	washington	253248	Henry Moore	1086
river	337474	artifact	21469	glass	26390	los angeles	248918	Godfrey Kneller	876
city	293439	accessory	18304	fiber	14692	carolina	177376	Alfred James Munnings	731
family	252846	documentary	15968	acrylic	9528	michigan	65104	Joshua Reynolds	676
company	213910	component	4463	steel	5572	milwaukee	54816	Peter Lely	629

Table 15. Detailed list of the most common values across different categories, *subject*, *types*, *material*, *place*, *creator* (left), along with the number of instances that correspond to them (right).

model \ epoch	1	2	3	4	5
LLaVA1mn-5ep	54.7	55.76	56.73	57.61	58.08
BLIP1mn-5ep	49.24	51.2	56.34	55.54	56.67
BLIP10mn-5ep	64.05	66.67	68.49	69.02	69.23
BLIP20mn-5ep	67.03	69	70.23	71.17	71.51

Table 16. Comparison of multiple models over 5 epochs, highlighting their performance progression. The results show that LLaVA achieves significantly better outcomes much earlier in training compared to other models.

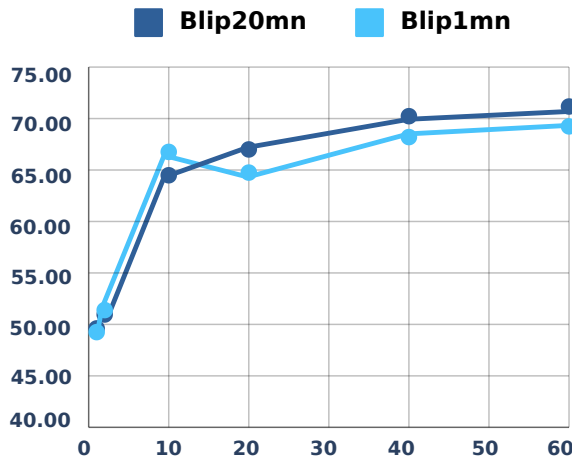


Figure 8. Comparison between BLIP20mn-1ep and BLIP1mn-20ep across multiple epochs during fine-tuning, maintaining the same number of steps. We observe BLIP20mn-1ep having better results than BLIP1mn-20ep.

compares the outcomes of various BLIP and LLaVA fine-tuning approaches, see Tab. 16. We also show a comparison between BLIP1mn and BLIP20mn when having the same amounts of steps, meaning BLIP1mn is trained for 20 epochs while BLIP20mn is trained for 1 epoch (BLIP1mn-20ep and BLIP20mn-1ep), see Fig. 8. We observe that BLIP20mn-1ep is having better results than BLIP1mn-20ep highlighting that the amount of data matters.

D. Additional Results

This section includes supplementary findings, expanding the primary results presented in the main study, more detailed evaluations of the experiments and graphics comparing the performance of multiple models, for a deeper understanding of their strengths and weaknesses. It also provides insights into the questions created specifically for these analyses.

D.1. Benchmark Comparison

In order to show the superior utility of our dataset compared to other existing in literature, we also fine-tuned BLIP on MUZE (MUZE-BLIP). Our model (BLIP-20m-5e) outperforms MUZE-BLIP significantly in all settings (see Tab. 17). Thanks to the large scale nature of our dataset, model trained on it achieves the best results on MUZE in a zero-shot manner.

Model	Test dataset	Partial Prec.	Complete Prec.	Partial Recall	Complete Recall	BLEU1
MUZE-BLIP	MUZE	67.84	51.19	67.84	51.19	27.97
Ours-BLIP	MUZE	79.77	66.69	79.77	66.69	40.58
MUZE-BLIP	Ours	36.38	25.93	36.38	25.93	18.7
Ours-BLIP	Ours	71.51	60.58	71.51	33.95	48.9

Table 17. BLIP on **MUZE** vs. **MUSEUM-65** datasets.

D.2. General VQA

Following the General Visual Question Answering (VQA) settings, we present a comprehensive table comparing all BLIP and LLaVA models fine-tuned on our dataset evaluated across multiple metrics, see Tab. 18. We observe that in general, the fine-tuned models have much better results than the original models. The results show that LLaVA achieves the best performance among the models.

D.3. Category-wise VQA

For category-wise Visual Question Answering (VQA), we present the results of multiple BLIP and LLaVA models compared with each other across categories such as *subject*, *title*, *creator*, *material* and more (see Fig. 9). The results demonstrate improved performance of the fine-tuned models in each category. Moreover, the LLaVA fine-tuned models are having better results than BLIP ones on *subject*, *title*, *creator*, *collection*, *language* and *type*.

	partial prec.	complete prec.	partial recall	complete recall	BLEU1	BLEU2	BLEU3	BLEU4
BLIP	9.1	4.65	9.1	6.27	5.76	0.13	0	0
BLIP1mn-5ep	56.67	43.5	56.67	21.82	34.57	14.01	3.56	2.45
BLIP1mn-20ep	64.75	53.65	64.74	29.6	43.01	22.37	5.27	3.67
BLIP1mn-60ep	69.24	56.97	69.24	31.48	46.08	24.51	6.32	4.37
BLIP10mn-5ep	69.23	58.18	69.23	32.8	47.16	25.85	6.34	4.38
BLIP20mn-1ep	67	55.89	67	31.18	45.02	23.91	5.5	3.84
BLIP20mn-5ep	71.51	60.58	71.51	33.95	48.9	27.22	7.27	5.13
LLaVA	23	3.97	23	4.07	5.03	0.28	0.1	0.04
LLaVA1mn-1ep	73.12	56.28	73.18	55.1	50.12	30.74	10.36	6.98
LLaVA1mn-5ep	76.27	60.04	76.31	59.14	53.45	33.5	12.56	8.64
LLaVA20mn-1ep	81.25	63.96	81.26	63.21	57.06	36.38	14.84	10.38

Table 18. **General VQA results.** Comparison of all the fine-tuned models and their no fine-tune version on precision and recall. We observe the models fine-tuned with 20mn dataset are obtaining the best results, while **LLaVA20mn-1ep is the best**, having 80% of the object with partial precision and 64% with complete precision. Also the **LLaVA models seem to have much better results for recall than the BLIP ones**, being similar with the precision results, showing that the prediction of LLaVA models are more often containing or contained in the ground truth.




Figure 9. **VQA category-wise results.** On left be compared all BLIP models and in right all LLaVA models. The **fine-tuned models do better on all categories**. The original ones only perform well for *language* and *collection*, as they have easier, common knowledge answers (for *collection*, the results are also influenced by the reduced number of instances that have questions about this). **LLaVA20mn obtained the best results** among all models, showing significant improvement for *subjects*, *collection*, *creator* and *title*, surpassing fine-tuned BLIP.

D.4. MultiAngle VQA

Following the MultiAngle VQA setting, we presents the table comparing multiple models on both original images and images from different viewpoints with extended metrics, helping to evaluate model performance across varying perspectives, offering deeper insights into their robustness. See Tab. 19

D.5. Visually Unanswerable Questions VQA

We created 510 Q&A pairs for this task, featuring 5 painters and 10 continents. The dataset includes 5 images per painter and 5 images per country, ensuring a diverse and balanced representation of artists and geographic regions. Each image is paired with 5-8 questions depending on the available information for their subject (painter, country). In Tab. 21 we show the countries and artists used during the experiment and in Tab. 20 we present the questions associated with them. As many exhibits where coming from Europe, we included Europe among the countries and designed special questions for it.

D.6. MultiLanguage VQA

Following the MultiLanguage VQA setting, we present an extended evaluation of model performance on French and German languages. This analysis provides insights into how well the models handle VQA tasks across different linguistic contexts. See Tab. 22.

E. Limitations and society impact

One limitation of the dataset is that it contains an **unequal representation of objects** from different cultures or regions, which may introduce bias in training models. This imbalance could lead to under-representation of cer-

	partial prec.	complete prec.	partial recall	complete recall	BLEU1	BLEU2	BLEU3	BLEU4
LLaVA20mn-1ep	58.09	46.09	58.12	41.04	42.14	7.19	2.08	0.52
changed angle	56.14	44.89	56.15	40.01	41.02	6.97	1.97	0.49
LLaVA no finetune	24.35	0.09	24.35	11.25	1.61	0.01	0	0
changed angle	23.56	0.02	23.56	10.85	1.54	0.02	0	0
BLIP20mn-5ep	52.78	42.51	52.78	35.29	38.31	8.01	1.48	0.24
changed angle	51.75	41.87	51.75	34.59	37.62	7.84	1.48	0.26
BLIP no finetune	13.82	9.7	13.82	5.22	6.52	0.02	0.01	0
changed angle	12.86	8.71	12.86	4.72	5.92	0.01	0	0

Table 19. **MultiAngle results.** Comparing fine-tuned LLaVA20mn-1ep and BLIP20mn-5ep along with the no fine-tune models. We observe the alternative angle images results remain close to the original images results across all metrics for all the models which shows **stability in regard to changing the angle**, even if the difference between the images is visible.

Painters	Countries	Europe
What is the period the artist lived in?	Which continent is the country of origin of this object located in?	Which oceans border the continent of origin of this object?
What is the nationality of the artist?	Who are the neighbors of the country of origin of this object?	What are the major languages spoken in the continent of origin of this object?
What is the name of the spouse of the artist?	When did the country of origin of this object get independence or get established?	What is the largest country by area in the continent of origin of this object?
Who was the mentor of the artist?	Which part did the country of origin of this object support during World War 2?	What is the smallest country in the continent of origin of this object?
Who was influenced by the artist?	What is the main religion of the country of origin of this object?	What are some major rivers in the continent of origin of this object?
What is the capital of the country the artist was born in?	What is the form of government in the country of origin of this object?	What is the dominant climate of the continent of origin of this object?
What was the political regime when the artist lived?	Who is the president of the country of origin of this country?	What are the main religions in the continent of origin of this object?
Who was the king/president in the period the artist lived?	What is the capital of the country of origin of this object?	What are some of the major economic sectors of the continent of origin of this object?

Table 20. The questions used for the Visually Unanswerable Questions VQA task. These questions are derived from the dataset information starting from the painters or the country of origin for some images. We also added questions related to the continent due to the big number of objects located in Europe, that usually do not have precise location of origin.

Countries	Artists
Germany	Abdourahmane Sakaly
France	George Victor Du Noyer
USA	Leo Swan
Netherlands	Shakespeare William
Italy	Robert John Welch
Ireland	
Denmark	
Belgium	
United Kingdom	
Europe	

Table 21. The lists of the countries and the artists used for the Visually Unanswerable Questions VQA experiment.

tain cultural artifacts, affecting the model’s ability to generalize well across diverse cultural contexts. Additionally, the **variability in the quality and depth of information** provided by different museums further complicates the dataset. Some museums may offer detailed descriptions for their objects, while others provide minimal or inconsistent meta-data, which could impact the performance of image-text

	partial prec.	complete prec.	partial recall	complete recall
LLaVA20mn-1ep	10.04	0.8	10.02	0.17
LLaVA nofinetune	30.11	0.27	30.59	0.56
BLIP20mn-5ep	2.37	0.27	2.41	0
BLIP nofinetune	1.40	0.44	1.43	0

Table 22. **MultiLanguage results.** (French and German). We observe that LLaVA models have better results than BLIP ones, still LLaVA20mn-1ep is **slightly forgetting the ability to answer in other languages**, due to its fine-tuning in English. However, on complete precision and BLEU2 the results of LLaVA20mn-1ep are slightly better than for the no fine-tune version.

pairing models when dealing with incomplete or sparse information.

F. Examples

In Fig. 10 we show examples of prediction (P) for the best model finetuned with our dataset, LLaVA20mn-5ep, for the proposed tasks.

General VQA

Q: What is the title of this object?

A: copper alloy buckle

P: copper alloy buckle



Q: Which organization does this object belong to?

A: The Trustees of the Natural History Museum London, OpenUp

P: The Trustees of the Natural History Museum London, OpenUp



Q: What is the place of origin of the object?

A: United States Texas DeWitt County Cuero

P: United States Texas DeWitt County Cuero



Q: What are the subjects that the object depicts?

A: World War 19141918, Airplanes Military, Gotha GIII

P: World War 19141918, Airplanes Military, Military aircraft



Q: What is the place of origin of the object?

A: Toledo (Ohio), Lucas County (Ohio)

P: Toledo (Ohio), Lucas County (Ohio)



Q: What is the title of the object?

A: Brearley Collection

P: Brearley Collection



Q: What is the title of the object?

A: Combined Military Service Digital Photographic Files, Records of the Office of the Secretary of Defense

P: Combined Military Service Digital Photographic Files, Records of the Office of the Secretary of Defense



Q: What is the name of the object?

A: Asclepias purpurascens L

P: Asclepias curassavica L



Q: Which organization does this object belong to?

A: KB National Library of the Netherlands, The European Library

P: KB National Library of the Netherlands, The European Library



Q: What are the subjects that are depicted by the object?

A: archaeology

P: archaeology MEDIEVAL



Q: What is the title of the object?

A: UNKNOWN SPINDLE WHORL

P: MEDIEVAL SPINDLE WHORL



Q: Which organization does this object belong to?

A: The Portable Antiquities Scheme, AthenaPlus

P: The Portable Antiquities Scheme, AthenaPlus



Q: What is the place of origin of the object?

A: United States Texas Bexar County San Antonio

P: United States Texas



Q: What are the subjects that the object depicts?

A: Inventions, Diving suits, Science and Technology, Deep diving, Oxygen tanks, Sports and Recreation, Scuba Diving

P: Inventions, Science and Technology, Patents Texas, Firearms, Gun



Q: What are the subjects that the object depicts?

A: Census Maps, Statistical areas, Census blocks, Landscape and Nature Geography and Maps, Harris County (Tex) Maps, Places, United States Texas Harris County

P: Census Maps, Statistical areas, Harris County (Tex) Maps, Census blocks, Landscape and Nature Geography and Maps, Places, United States Texas Harris County



Q: Who is the publisher of this object?

A: Washington DC United States Bureau of the Census

P: Washington DC United States Bureau of the Census



MultiAngles

Q: What is the medium of the object?

A: terracotta

P: terracotta



Q: What tags can the object be associated with?

A: Commemorative, Military, Non-figurative, Second

P: Commemorative, Non-figurative



Q: Who is the artist of the object?

A: David Nash

P: David Nash



Q: What is the medium of the object?

A: marble

P: marble



Visually Unanswerable Questions

Q: What is the main religion of the country of origin of this object?

A: Christianity (mainly Roman Catholicism)

P: Christianity



Q: When did the country of origin of this object get independence?

A: 1922

P: 1922



Q: What is the largest country by area in the continent of origin of this object?

A: Russia

P: Russia



Q: What is the capital of the country the artist of this art was born in?

A: Bamako

P: Bamako , Mali



Q: What is the nationality of the artist of this art?

A: Irish

P: Irish



Q: What is the form of government in the country of origin of this object?

A: Parliamentary Republic

P: Republic



Q: What is the main religion of the country of origin of this object?

A: Christianity (primarily Anglican)

P: Christianity



Q: Who was the king/president in the period the artist lived?

A: King George V

P: George V, Jawaharlal Nehru (Prime Minister after Independence)



Q: Who was the king/queen in the period the artist of this art lived?

A: Queen Elizabeth I, King James I

P: Elizabeth I



Q: What are some of the major economic sectors of the continent of origin of this object?

A: Finance, Manufacturing, Agriculture, Tourism

P: Agriculture, Fishing



Q: What is the capital of the country the artist of this art was born in?

A: Dublin

P: Dublin



Q: What is the capital of the country the artist of this art was born in?

A: Dublin

P: Dublin, Ireland



MultiLanguage

Q: Qui est le créateur de l'objet?

A: Louis XIV (1638-1715 : roi de France). Auteur du texte

P: Louis XIV



Q: Geben Sie eine kurze Beschreibung des Objekts

A: Partitur, Bayerische Staatsbibliothek

P: Partitur



Q: Quel est le titre de l'objet?

A: Census Maps, Statistical areas, Census blocks, Landscape and Nature Geography and Maps, Harris County (Tex) Maps, Places, United States Texas Harris County

P: Census Maps, Statistical areas, Harris County (Tex) Maps, Census blocks, Landscape and Nature Geography and Maps, Places, United States Texas Harris County



Q: À quelle organisation cet objet appartient-il?

A: Bibliothèque nationale de France

P: Bibliothèque nationale de France



Figure 10. Examples of LLaVA20mn-5ep results for the proposed tasks. The question is denoted with (Q), the answer wit (A) and the prediction with (P).