

Enhancing creep resistance in refractory high-entropy alloys: role of grain size and local chemical order

Saifuddin Zafar¹, Mashaekh Tausif Ehsan¹⁺, Sourav Das Suvro¹⁺, Mahmudul Islam^{2*} and Mohammad Nasim Hasan^{1*}

¹Department of Mechanical Engineering, Bangladesh University of Engineering and Technology, Dhaka, Bangladesh

²Department of Materials Science and Engineering, Massachusetts Institute of Technology, Cambridge, MA, USA

*Corresponding authors: nasim@me.buet.ac.bd , ridul@mit.edu

⁺These authors contributed equally to this work.

Abstract

Refractory high-entropy alloys (RHEAs) are a promising class of materials with potential applications in extreme environments, where the dominant failure mode is thermal creep. The design of these alloys, therefore, requires an understanding of how their microstructure and local chemical distribution affect creep behavior. In this study, we performed high-fidelity atomistic simulations using machine-learning interatomic potentials to explore the creep deformation of MoNbTaW RHEAs under a wide range of stress and temperature conditions. We parametrized grain size and local chemical order (LCO) to investigate the effects of these two important design variables, which are controllable during the alloy fabrication process. Our investigation revealed that resistance to creep deformation is enhanced by larger grain sizes and higher levels of LCO. This study highlights the importance of utilizing LCO in conjunction with other microstructural properties when designing RHEAs for extreme environment applications.

Keywords: High-entropy alloy, Local chemical order, Thermal creep, Atomistic simulations, Extreme environments

Introduction

Materials used in extreme conditions withstand a wide variety of harsh environments that can severely affect their performance and longevity. These environments include elevated temperature and pressure, where materials must maintain structural integrity without succumbing to numerous failure modes. Among the failure modes, thermal creep is the predominant under such conditions. It refers to the gradual time-dependent deformation of materials under constant load at an elevated temperature. The ability of a material to suppress creep failure depends not only on its microstructure (1–4) but also on how its chemistry interacts with the mechanisms that initiate and propagate creep (5–7). Researchers are in constant search of new creep-resistant alloys (4,8–10) to reduce the materials costs associated with high-temperature machinery, such as jet engines and gas turbines. Enhancing creep resistance also contributes to environmental sustainability by lowering the emissions volume due to materials processing (i.e., casting, annealing, and work-hardening). However, these materials are often constrained by their processing difficulties and limited compositional and microstructural design space.

An emerging candidate class of materials for high temperature applications is high-entropy alloys (HEAs) (11,12). With multiple elements in near-equiatomic proportions, these alloys, often existing in single phase, offer an extremely broad compositional design spectrum, resulting in potentially a limitless variety of materials properties (13–16). The subclass of HEAs that has shown the most promise in terms of creep resistance is known as refractory high-entropy alloys (RHEAs) (17–20). These alloys predominantly consist of refractory elements of the periodic table, such as Nb, V, Zr, Ta, Hf, Mo, and W. These elements have significantly high melting points, allowing their near-equiatomic solid solutions to exhibit superior heat resistance while maintaining exceptional mechanical properties at elevated temperatures (21,22). Several studies have demonstrated that RHEAs can outperform both Ni-based superalloys and traditional refractory alloys under extreme conditions (23,24). However, the challenge lies in designing the microstructure and local chemical distributions of these alloys to achieve the desired mechanical properties at high temperature and pressure. Under extreme conditions, creep failure typically initiates along grain boundaries, which are high-energy regions in the material where cracks can easily propagate (25,26). As creep progresses, the failure mode transitions from intergranular (along the grain boundaries) to transgranular (through the grains themselves) (27,28). The grain size significantly impacts the creep behavior since it determines the total grain boundary area. A smaller grain size results in a larger grain boundary area (29), increasing the likelihood of grain boundary sliding and intergranular diffusion, which

often accelerates creep failure. Conversely, a larger grain size reduces the grain boundary area, typically enhancing resistance to grain boundary-related creep mechanisms but possibly promoting transgranular failure (30). In the case of RHEAs, with their pronounced chemical complexity, this behavior may significantly be different than conventional alloys. The nanoscale local chemical distribution, often quantified as local chemical order (LCO), has been shown to notably affect the properties of HEAs (31–37). It is thus reasonable to assume that the local chemical environment near grain boundaries could play a crucial role in determining whether and how creep initiates. This highlights the need for further research on the combined effects of grain microstructure and LCO on thermal creep to tailor these alloys for optimal high-temperature performance.

In this study, we investigated the combined effects of grain size and local chemical order on the creep resistance of refractory high-entropy alloys. We conducted large-scale, high-fidelity atomistic simulations on paradigmatic MoNbTaW system under varying loading and temperature conditions. By parametrizing both grain size and LCO, we explored their impact on the mechanisms of creep failure. Our results reveal that coarse-grained systems resist creep in RHEAs by reducing grain boundary activity, while LCO contributes to stabilizing grain boundaries. Our study suggests that both LCO and microstructure should be considered as co-design parameters for developing RHEAs intended for extreme applications.

Results

Creep behavior under different conditions

We carried out molecular dynamics simulations to study the thermal creep behavior of the paradigmatic refractory high-entropy MoNbTaW alloy using high-fidelity machine learning interatomic potential. The MoNbTaW nano-polycrystalline structures were generated by randomly placing atoms of different elements on body-centered cubic lattice in equiatomic proportions. These structures, devoid of any chemical order, are referred to as random solid solution (RSS) structures (illustrated in fig. 1a). To simulate the creep behavior of this alloy under extreme environmental conditions, we applied three different temperatures (1500K, 1750K, and 2000K) across three different constant uniaxial stresses (4.5 GPa, 5 GPa, and 5.5 GPa). These conditions correspond to approximately 0.47–0.62 times the melting temperature (T_m) and 0.45–0.55 times the yield stress (σ_y) (See supplementary section 1 and 2). To examine the effect of grain size on the creep behavior of this alloy, we considered three different average

grain sizes (d): 8.61 nm, 10.21 nm, and 11.72 nm, one of which is illustrated in fig. 1b. At a high temperature, relatively large uniaxial stress induces strain characteristic of thermal creep (fig. 1c).

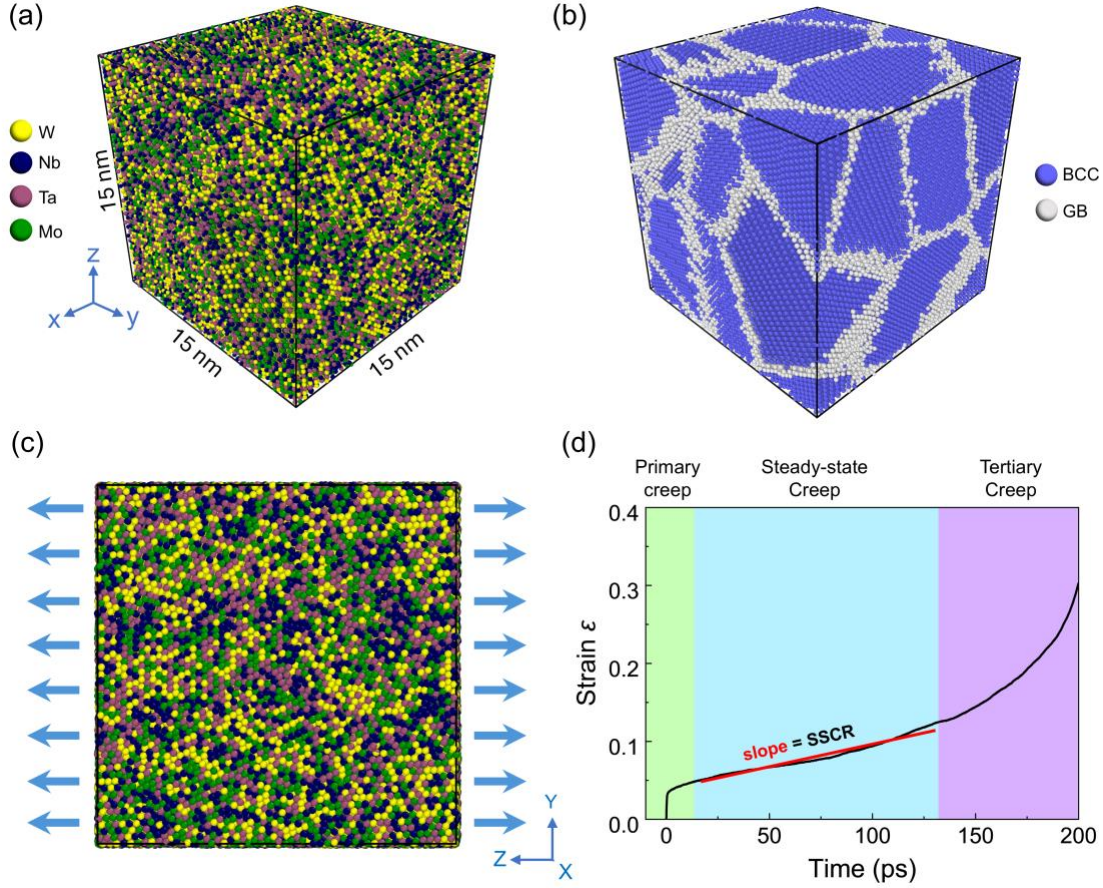


Figure 1: (a) Atomic configuration and corresponding (b) microstructure of a representative polycrystalline equiatomic MoNbTaW system. (c) Uniaxial stress is imposed along z-direction to initiate creep deformation. (d) Time evolution of strain during creep simulation illustrating three stages of creep.

The time-dependent strain response of a representative system is illustrated in fig. 1d. We observe that the applied stress causes an immediate increase in strain during the initial stage, marking the primary stage of creep, which is characterized by a very high strain rate. Following this stage, strain increases steadily over time, entering the steady-state creep stage, where the creep rate remains relatively constant. The steady-state creep rate (SSCR) is an important indicator of the material's creep resistance: a higher SSCR signifies lower resistance to creep deformation, while a lower SSCR indicates higher resistance to creep. After the steady-state creep stage, the SSCR gradually increases, leading to the tertiary creep stage, where the material undergoes rapid deformation and eventually fails.

Figure 2 illustrates the creep profiles of nano-polycrystalline RSS structures under different simulation conditions. As we can see, the material response under creep loading is highly dependent on the magnitude of the applied stress, temperature, and grain size. The effect of temperature can be observed from any sub-figure column in fig. 2. As expected, higher temperature makes the system more prone to creep failure, as evident by the higher SSCR at these temperatures. For instance, the structure with a grain size of 11.72 nm subjected to 5.5 GPa stress at 1500K exhibited no tertiary creep stage (fig. 2a) within the simulation timescale. However, when the temperature was increased to 1750K, the same structure under same stress showed a higher SSCR followed by a tertiary creep stage (fig. 2d). This behavior is consistent across all the grain sizes considered in this study. The applied stress level has a similar effect as temperature, which can be observed in any sub-figure row in fig. 2. An increase in stress level results in a higher SSCR, indicating that the material is more susceptible to creeping with increasing stress. This happens because higher stress facilitates dislocation nucleation and grain boundary diffusion, thereby accelerating the creep process (38,39). Additionally, higher stress levels lead to greater strain, which increases the formation of vacancy defects and promotes vacancy diffusion (40).

Effect of grain size on creep

We now turn to the effect of grain size on the creep response of RHEA. At lower stress levels and temperatures, the material exhibits only the primary and steady-state creep stages during the simulation timeframe (200 ps). In contrast, at higher stress levels and temperatures, the material progresses through all three stages of creep. Whether or not the material will reach the rapid creep stage is dependent on the grain size. We observe in fig. 2 that across different conditions, the polycrystalline MoNbTaW having larger grain size of 11.72 nm is less likely to undergo the rapid creep stage. On the other hand, the other two grain sizes demonstrate the rapid creep stage even under moderate conditions, such as, at $T = 1500$ K and $\sigma = 5.5$ GPa. This behavior is reminiscent of the so-called inverse Hall-Petch effect (41). The conventional explanation for this behavior is straightforward: structures with smaller grains experience more grain boundary sliding and diffusion-based creep (i.e., Coble creep) due to larger grain boundaries (42), leading to faster deformation under moderate conditions. Larger grains, with fewer grain boundaries, rely on dislocation motion, providing greater resistance to rapid creep, especially at lower stress and temperature(43).

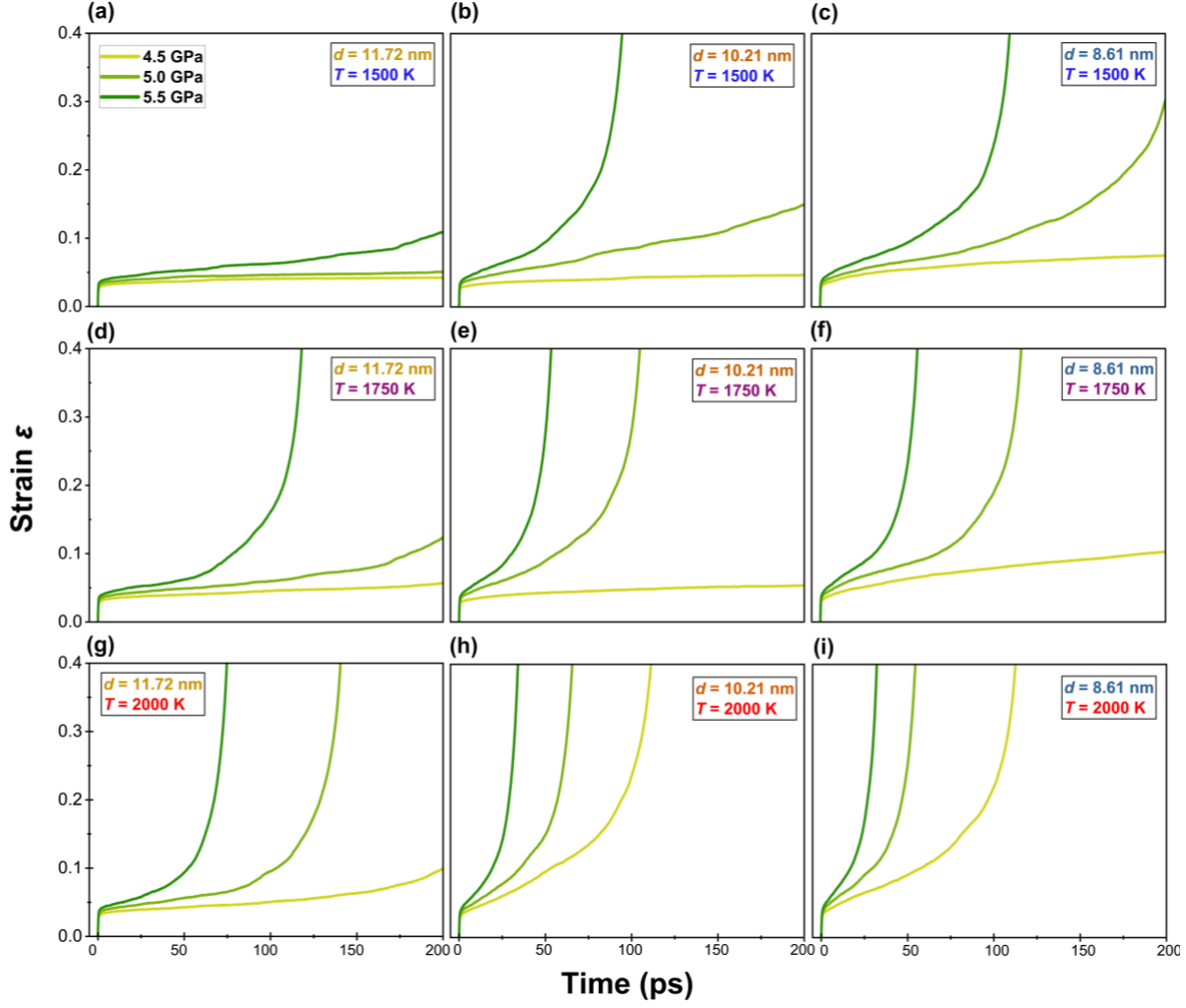


Figure 2: Creep profile of nano-polycrystalline equiatomic MoNbTaW RHEA of different grain sizes (d), temperatures (T) and applied stresses (σ).

The underlying mechanism that leads to the creep deformation can be dominated by either grain boundary diffusion, grain boundary sliding, dislocation nucleation or a combination of these mechanisms. To quantitatively analyze this in context of our simulations, we use the classical Bird-Dorn-Mukherjee equation that relates SSCR, $\dot{\epsilon}$, with stress σ and grain size d (44,45):

$$\dot{\epsilon} = A\sigma^n \left(\frac{1}{d}\right)^p e^{-\frac{Q}{kT}} \quad (1)$$

where A is material constant, σ is the applied stress, k is the Boltzmann's constant, and T is the absolute temperature. Activation energy, Q , is a measure of creep resistance, higher Q will result in greater thermal stability and creep resistance (46,47). The exponent values, n (stress exponent) and p (grain size exponent) provide an estimation of the underlying creep mechanism (48,49). We have extracted the values of n and p from fig. 2, by linearly fitting the relations of $\ln(\dot{\epsilon})$ with $\ln(\sigma)$ and $\ln\left(\frac{1}{d}\right)$, respectively, as illustrated in

fig. 3a-f. Stress exponent, n , is greater than 3 for all cases and in some cases, it is greater than 10 which indicates that the material's creep behavior is deviating from the classical power-law creep regime. Such breakdown of power-law creep behavior has been previously reported experimentally at high stress conditions (50). This high value of n indicates a dislocation dominated creep deformation for all the cases (51).

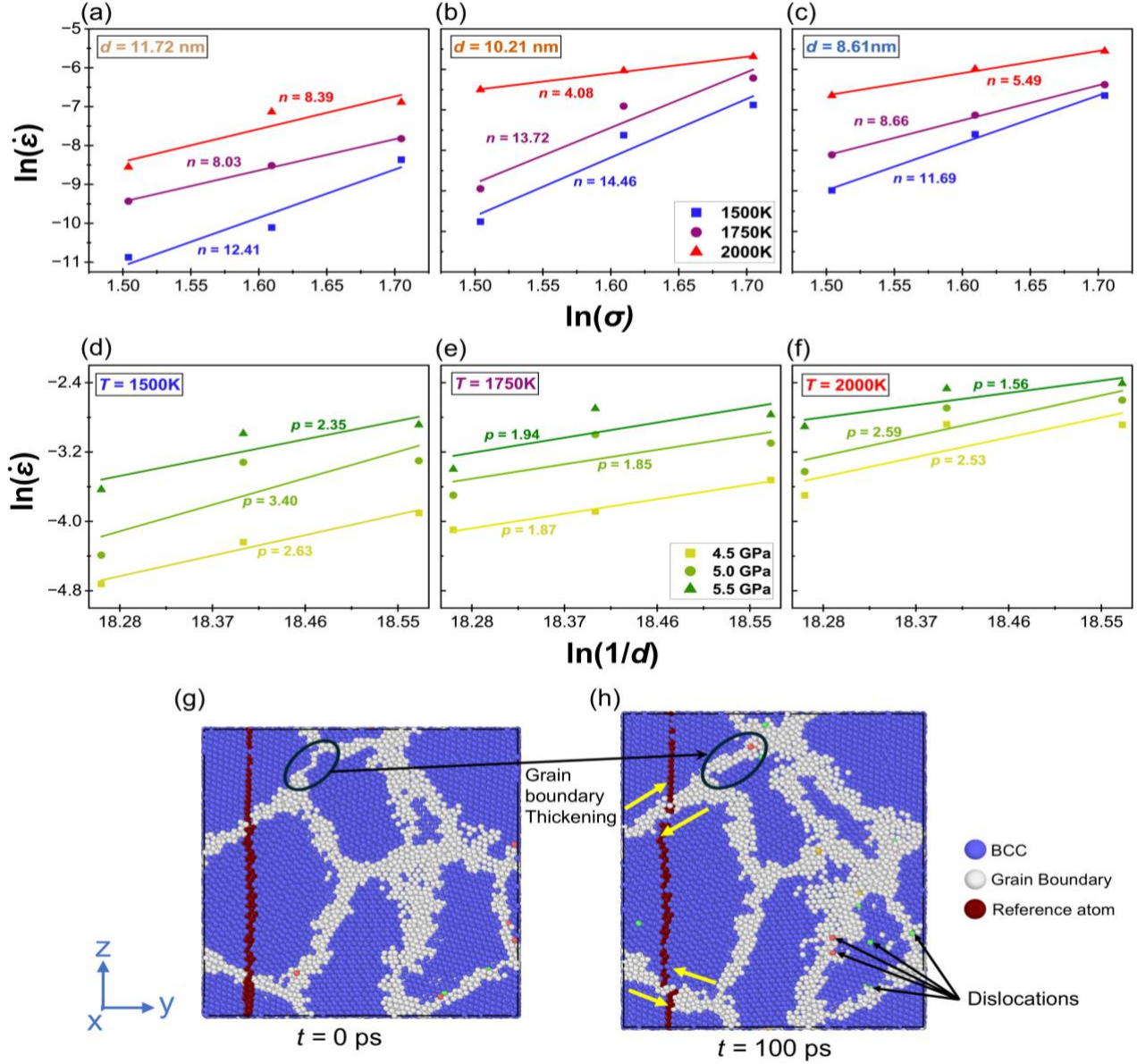


Figure 3. (a–c) Effect of uniaxial stress level on the steady-state creep rate, demonstrating that the stress exponent n in eq. 1 is strongly dependent on temperature (T) and grain size (d). (d–f) Effect of grain size on the steady-state creep rate, showing that the grain size exponent p depends on both applied stress (σ) and T . (g–h) Grain boundary thickening during creep is illustrated by the increase in the number of non-body-centered cubic (white) atoms in the system. Grain boundary sliding is depicted by the displacement of reference atoms (red) within the grain boundary region.

Additionally, we found that p was close to 2 and within the range of 2 to 3 for most cases. This range indicates that the creep deformation mechanism is primarily governed by a combination of grain boundary sliding and dislocation nucleation (52). Under the high-stress conditions simulated here, dislocations are highly activated, interacting strongly with grain boundaries. These interactions generate localized stress and strain concentrations, which promote atomic rearrangements near the boundaries, leading to increased lattice disorder in these regions (53). This effect is clearly observed in our simulations, where we see both thickening of the grain boundary region and evidence of grain boundary sliding as deformation progresses (fig 3g-h). In this mechanism, the extent of grain boundary area plays a significant role: a larger grain boundary area provides more interface for dislocations to interact, serving both as a source and sink for dislocations (49). Conversely, with larger grain sizes (and therefore less grain boundary area), these interactions are reduced, limiting the extent of grain boundary sliding and dislocation activity. Thus, increasing the grain size reduces grain boundary sliding and suppresses the creep deformation process. This is also demonstrated in fig. 2 where we see that larger grain size results in smaller SSCR.

Effect of local chemical order on creep

The MoNbTaW structures simulated and investigated so far in this study are devoid of any local chemical order (LCO). To achieve chemical order in these samples, we performed hybrid Monte Carlo molecular dynamics (MC/MD) simulation that imitates the annealing process at 300K. After the annealing simulation, the structure (8.61 nm grain size) develops LCO. We refer to this structure as LCO. We calculated the Warren-Cowley (WC) parameters, α of both RSS and LCO (same grain size) and observed that the LCO structure has significantly larger WC parameters than its RSS counterparts as shown in fig. 4a. The negative value of α indicates pair preference whereas a positive value means that the pair is less likely to be present in the alloy. α near 0 means no preference of atomic bonding, indicating random solid solution behavior (54). Fig. 4b clearly illustrates the presence of LCO in local chemical distribution in LCO structure compared to the corresponding RSS structure. If we observe fig. 4c, we notice that in LCO, the Nb atoms are segregated near the grain boundary whereas W atoms are accumulated in the grains. Among the four elements present in this alloy, Nb has the lowest grain boundary energy and W has the highest (55). This behavior is consistent across a wide range of tilt and twist boundary conditions. The grain boundary energy thus behaves as a driving force that results in a segregation of Nb near grain boundary. The existence of pronounced LCO near the grain boundary stabilizes the grain boundaries as illustrated by figure 4c. The strain is primarily localized in the grain boundary region, and we observe that

the strain at 100 ps near the grain boundary for $T = 1500$ K and $\sigma = 5$ GPa, is much higher in RSS whereas the Nb segregation in LCO structure reduces this strain. We can infer from fig. 4c that the grain boundaries in LCO structures are more stable.

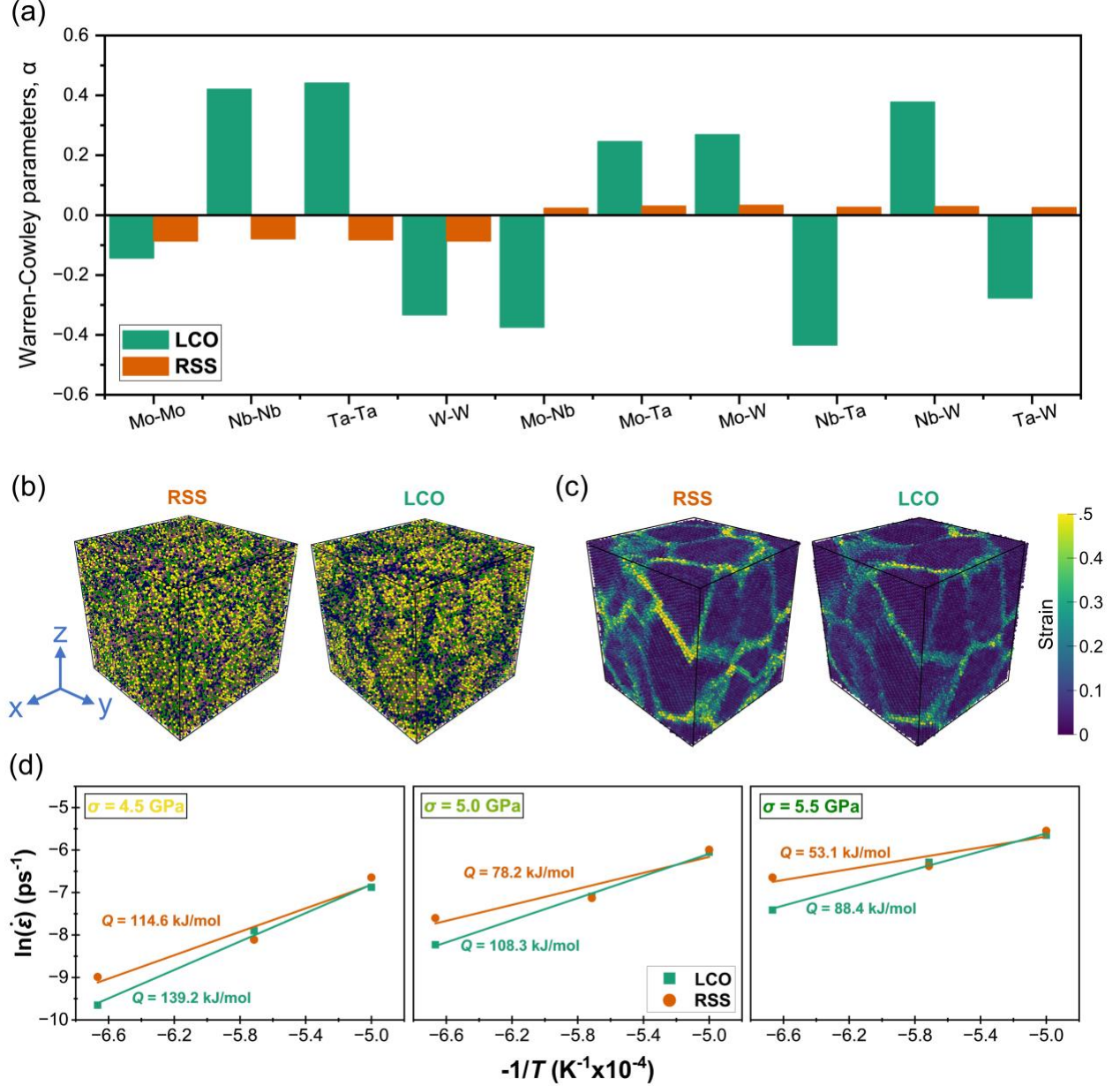


Figure 4: (a) Warren-Cowley (WC) parameters of random solid solution (RSS) and thermally equilibrated (LCO) MoNbTaW systems. (b) Atomic configuration and (c) local strain distribution of both RSS and LCO structures. (d) Effect of temperature on steady state strain rates under various stress conditions for both RSS and LCO structures.

We studied the effect of LCO on the creep resistance by performing thermal creep simulations on LCO structure under three different stress conditions of 4.5 GPa, 5.0 GPa and 5.5 GPa at three different temperatures, 1500K, 1750K and 2000K. Note that these conditions are the same as the conditions we

subjected to the RSS structures. As can be seen from fig. 4d, the SSCR of LCO structure is consistently less than that of RSS under all the conditions demonstrating that LCO does indeed play a role in creep resistance of the alloy. To understand the mechanism by which Nb segregation near the grain boundary (LCO) contributes to creep resistance, we analyzed the activation energy, Q , of creep using eq. 1. The activation energy was determined by linearly fitting the relationship between $\ln(\dot{\epsilon})$ (logarithm of steady state creep rate) and $-1/T$ (inverse of temperature). The slope of this linear fit yields the value of Q/k (k = Boltzmann's constant), which directly governs the rate of creep: a higher Q value indicates a larger energy barrier for creep, resulting in greater resistance to deformation (56).

Figure 4d compares the activation energy, Q , for the RSS and LCO structures across various tensile stress. For all stress levels, the LCO structure exhibits consistently higher Q values compared to the RSS structure, highlighting the enhanced creep resistance provided by LCO. For instance, under an applied stress of 4.5 GPa, Q for the LCO structure is 139.6 kJ/mol, while for the RSS structure, it is only 114.6 kJ/mol. This increase in Q is attributed to the stabilization of grain boundaries in the LCO structure, both chemically (through Nb segregation) and structurally (through reduced grain boundary strain). However, as the temperature increases, the difference in Q between the LCO and RSS structures diminishes. This trend suggests that the effectiveness of LCO in enhancing creep resistance is temperature dependent. At lower temperatures, creep is primarily governed by grain boundary sliding, a diffusion-controlled process. The stabilization of grain boundaries by LCO effectively impedes grain boundary sliding, resulting in enhanced resistance to creep in the LCO structure. This stabilization arises from Nb segregation at grain boundaries, which lowers grain boundary energy and hinders the sliding process. In contrast, at higher temperatures, creep is dominated by dislocation-mediated mechanisms such as climb and glide, where grain boundary stabilization through LCO is less effective. As a result, the resistance provided by LCO diminishes at elevated temperatures.

Discussion

Our investigation of creep deformation in refractory high-entropy alloys provides new insights into the role of their chemical complexity in controlling creep behavior. Specifically, we observe that in RHEAs such as MoNbTaW, the chemical complexity induces pronounced local chemical order near the grain boundaries. This ordering is characterized by the preferential accumulation of specific chemical species at the grain boundaries, which is driven primarily by the grain energy associated with the constituent elements. The grain boundary ordering observed in our simulations leads to an increase in the activation

energy for creep deformation (fig. 4d). This stabilization effect is particularly pronounced in cases where grain boundary sliding is the dominant creep mechanism. Grain boundary sliding, facilitated by the relative motion of grains along their boundaries, is typically more significant in finer-grained systems. However, our results indicate that the enhanced local chemical order near the grain boundaries acts to suppress sliding by “locking” the boundaries and restricting their motion.

The suppression of grain boundary sliding through local chemical ordering suggests a novel design strategy for improving the high-temperature creep resistance of RHEAs. By tailoring the alloy composition to promote chemical ordering at grain boundaries, it may be possible to achieve superior creep resistance even in materials with relatively small grain sizes. The material can then demonstrate both superior ductility and creep resistance, which are highly desirable properties for extreme environment applications. This approach could involve selecting elements with specific grain energy characteristics to maximize the beneficial effects of chemical ordering and grain boundary stabilization.

Methods

Interatomic potentials

Machine learning spectral neighbor analysis potential (ML-SNAP) was used to describe the interatomic interactions in all the atomistic simulations performed in this study. This potential has been specifically trained to replicate the chemical short-range order in MoNbTaW alloy (57). Furthermore, the potential has been validated to accurately predict important materials properties such as cohesive energy, mechanical characteristics, and relative phase stability, critical for our present simulations. Large-scale Atomic/Molecular Massively Parallel Simulator (LAMMPS) (58) was used to carry out all the atomistic simulations.

Warren-Cowley parameters

We quantified local chemical order in the thermally equilibrated structures by adopting the widely used Warren-Cowley (WC) parameters (54), defined as:

$$\alpha_{ij} = 1 - \frac{p_{ij}}{c_j} \quad (2)$$

where i and j refer to the elements, c_j is the nominal concentration of j type atom, and p_{ij} represents the fraction of type j in the nearest neighboring shell of i type atom. $\alpha \approx 0$ indicates a completely random distribution of i and j atoms. A negative value of α signifies clustering of j type atoms around i type atoms, whereas a positive value indicates a tendency for j type atoms to avoid i type atoms in their nearest neighbor shell.

Hybrid MC/MD simulation

Nano-polycrystalline MoNbTaW structures with equi-atomic chemical composition, considered in this study were generated by the Voronoi algorithm (59) using ATOMSK (60). Each of these structures had dimensions of $15 \text{ nm} \times 15 \text{ nm} \times 15 \text{ nm}$, containing approximately 172,000 atoms as illustrated in fig. 1a. Here, we considered three different average grain sizes (8.61 nm, 10.21 nm, and 11.72 nm) with periodic boundary conditions in all three directions. These structures were initialized by randomly distributing all four elements in equi-atomic proportions. We have referred to these structures as random solid solution (RSS) structures. We thermally equilibrated the RSS structure with the average grain size of 8.61 nm, by performing hybrid Monte Carlo molecular dynamics (MC/MD) simulations. In this simulation, each MC

swap involved swapping of atoms of different element types based on the Metropolis algorithm (61). The acceptance of these atom swaps was determined by the simulation temperature, which was kept 300 K. After every 10 MC swaps, the structure was relaxed at 300K and zero pressure using the NPT ensemble with damping coefficient of 1 ps. The timestep for the MD relaxation was 1 fs. A total of 100,000 MC/MD steps were carried out which includes 1 million MC swaps and 100 ps of MD relaxation. At the end of the simulation, the annealed MoNbTaW structure displayed pronounced local chemical preference and much lower potential energy, as opposed to its RSS counterpart, which had near-zero WC parameters. We have referred to this structure as local chemical ordered (LCO) structure.

Creep Simulation

We performed molecular dynamics simulations of thermal creep under uniaxial tension. The simulation cell (of MoNbTaW alloy) was first minimized energetically using conjugate gradient (cg) method and then equilibrated for 50 ps at the creep temperature and zero pressure under NPT ensemble with damping coefficient of 1 ps. After equilibration, a constant tensile stress was applied along the z-direction with zero pressure applied along x- and y-directions under NPT ensemble for 200 ps. Three different stress levels and three different temperatures were chosen, which totals to nine different loading conditions. The selected creep temperatures (1500K, 1750K and 2000K) were kept well below the melting temperature (3210K). See supplementary section 1 for the detail on the melting point calculation. The considered stress levels (4.5 GPa, 5.0 GPa and 5.5 GPa) fall below the yield stress of the material at the highest creep temperature (2000K). See Supplementary section 2 for detailed calculation of yield stress from the stress-strain curve. The timestep of the simulation was 1 fs.

The evaluation of microstructural configuration and dislocation analysis of the structure during the creep simulation were evaluated using the common neighbor analysis (CNA) (62) and dislocation analysis (DXA) (63), respectively, in Ovito (64).

Data and code availability

The data that support the findings of this study are available from the corresponding authors upon reasonable request.

Acknowledgement

The authors acknowledge the MIT SuperCloud and Lincoln Laboratory Supercomputing Center and Institute of Information and Communication Technology (IICT) of Bangladesh University of Engineering and Technology (BUET) for providing high-performance computational resources that have contributed to the research results reported within this paper. The authors also acknowledge the Department of Mechanical Engineering, BUET, for their support for this project. M.I. is supported by MathWorks Engineering Fellowship Fund.

Author contributions

S.Z., M.T.E., S.D.S., M.I. and M.N.H. conceived the project. S.Z. conducted the hybrid MC/MD simulations. S.Z. performed the creep simulations. S.Z and M.I. wrote the original manuscript. All authors contributed to the interpretation of the results, prepared, reviewed, and edited the manuscript. Project supervision was done by M.I. and M.N.H. Project administration was performed by M.N.H.

Competing interests

The authors declare no competing interests.

References:

1. Neeraj T, Hou DH, Daehn GS, Mills MJ. Phenomenological and microstructural analysis of room temperature creep in titanium alloys. *Acta Materialia*. 2000;48(6):1225–38.
2. Xia W, Zhao X, Yue L, Zhang Z. Microstructural evolution and creep mechanisms in Ni-based single crystal superalloys: A review. *J Alloys Compd*. 2020;819:152954.
3. Pournajar M, Moretti P, Hosseini SA, Zaiser M. Creep failure of hierarchical materials. *Scientific Reports*. 2024;14(1):4238.
4. Darling KA, Rajagopalan M, Komarasamy M, Bhatia MA, Hornbuckle BC, Mishra RS, et al. Extreme creep resistance in a microstructurally stable nanocrystalline alloy. *Nature*. 2016;537(7620):378–81.
5. Sherby OD, Taleff EM. Influence of grain size, solute atoms and second-phase particles on creep behavior of polycrystalline solids. *Materials Science and Engineering: A*. 2002;322(1–2):89–99.
6. Kamata SY, Kanekon D, Lu Y, Sekido N, Maruyama K, Eggeler G, et al. Ultrahigh-temperature tensile creep of TiC-reinforced Mo-Si-B-based alloy. *Scientific Reports*. 2018;8(1):10487.
7. Choudhuri D, Srinivasan SG, Gibson MA, Zheng Y, Jaeger DL, Fraser HL, et al. Exceptional increase in the creep life of magnesium rare-earth alloys due to localized bond stiffening. *Nature Communications*. 2017;8(1):2000.
8. Song G, Sun Z, Li L, Xu X, Rawlings M, Liebscher CH, et al. Ferritic alloys with extreme creep resistance via coherent hierarchical precipitates. *Scientific Reports*. 2015;5(1):16327.
9. Song G, Sun Z, Li L, Xu X, Rawlings M, Liebscher CH, et al. Ferritic Alloys with Extreme Creep Resistance via Coherent Hierarchical Precipitates. *Scientific Reports*. 2015;5(1):16327.
10. Smith TM, Kantzos CA, Zarkevich NA, Harder BJ, Heczko M, Gradl PR, et al. A 3D printable alloy designed for extreme environments. *Nature*. 2023;617(7961):513–8.
11. Ye YF, Wang Q, Lu J, Liu CT, Yang Y. High-entropy alloy: challenges and prospects. *Materials Today*. 2016;19(6):349–62.
12. George EP, Raabe D, Ritchie RO. High-entropy alloys. *Nature Reviews Materials*. 2019;4(8):515–34.
13. Zhang Y, Zuo TT, Tang Z, Gao MC, Dahmen KA, Liaw PK, et al. Microstructures and properties of high-entropy alloys. *Prog Mater Sci*. 2014;61:1–93.
14. Tsao TK, Yeh AC, Kuo CM, Kakehi K, Murakami H, Yeh JW, et al. The high temperature tensile and creep behaviors of high entropy superalloy. *Scientific Reports*. 2017;7(1):12658.
15. Krishna SA, Noble N, Radhika N, Saleh B. A comprehensive review on advances in high entropy alloys: Fabrication and surface modification methods, properties, applications, and future prospects. *Journal of Manufacturing Processes*. 2024;109:583–606.

16. Han L, Zhu S, Rao Z, Scheu C, Ponge D, Ludwig A, et al. Multifunctional high-entropy materials. *Nature Reviews Materials*. 2024;9(12):846–65.
17. El Atwani O, Vo HT, Tunes MA, Lee C, Alvarado A, Krienke N, et al. A quinary WTaCrVHf nanocrystalline refractory high-entropy alloy withholding extreme irradiation environments. *Nature Communications*. 2023;14(1):2516.
18. Tsuru T, Han S, Matsuura S, Chen Z, Kishida K, Iobzenko I, et al. Intrinsic factors responsible for brittle versus ductile nature of refractory high-entropy alloys. *Nature Communications*. 2024;15(1):1706.
19. Zhao X, Huang H, Su Y, Qiao L, Yan Y. Exploring high corrosion-resistant refractory high-entropy alloy via a combined experimental and simulation study. *Npj Mater Degrad*. 2024;8(1):77.
20. Chen W, Hilhorst A, Bokas G, Gorsse S, Jacques PJ, Hautier G. A map of single-phase high-entropy alloys. *Nature Communications*. 2023;14(1):2856.
21. Feng R, Feng B, Gao MC, Zhang C, Neuefeind JC, Poplawsky JD, et al. Superior High-Temperature Strength in a Supersaturated Refractory High-Entropy Alloy. *Advanced Materials*. 2021;33(48):2102401.
22. Lee C, Kim G, Chou Y, Musicó BL, Gao MC, An K, et al. Temperature dependence of elastic and plastic deformation behavior of a refractory high-entropy alloy. *Science Advances*. 2020;6(37):eaaz4748.
23. Whitfield TE, Pickering EJ, Owen LR, Senkov ON, Miracle DB, Stone HJ, et al. An assessment of the thermal stability of refractory high entropy superalloys. *J Alloys Compd*. 2021;857:157583.
24. Gadelmeier C, Yang Y, Glatzel U, George EP. Creep strength of refractory high-entropy alloy TiZrHfNbTa and comparison with Ni-base superalloy CMSX-4. *Cell Rep Phys Sci*. 2022;3(8).
25. Zhai T guang, Wilkinson AJ, Martin JW. A crystallographic mechanism for fatigue crack propagation through grain boundaries. *Acta Materialia*. 2000;48(20):4917–27.
26. Zheng H, Zuo X, Wan J, Rong Y, Chen N. Intrinsic mechanism of grain size effect and grain boundary misorientation angle effect on crack propagation in martensitic steels. *Engineering Failure Analysis*. 2024;108497.
27. Zhao L, Xu L, Nikbin K. Predicting failure modes in creep and creep-fatigue crack growth using a random grain/grain boundary idealised microstructure meshing system. *Materials Science and Engineering: A*. 2017;704:274–86.
28. Cheng J, Hu X, Lach T, Chen XF. Crystal plasticity modeling and analysis for the transition from intergranular to transgranular failure in nickel-based alloy Inconel 740H at elevated temperature. *Materials Science and Engineering: A*. 2024;902:146622.

29. Liu CJ, Gadelmeier C, Lu SL, Yeh JW, Yen HW, Gorsse S, et al. Tensile creep behavior of HfNbTaTiZr refractory high entropy alloy at elevated temperatures. *Acta Materialia*. 2022;237:118188.
30. Sahragard-Monfared G, Belcher CH, Bajpai S, Wirth M, Devaraj A, Apelian D, et al. Tensile creep behavior of the Nb₄₅Ta₂₅Ti₁₅Hf₁₅ refractory high entropy alloy. *Acta Materialia*. 2024;272:119940.
31. Islam M, Sheriff K, Cao Y, Freitas R. Nonequilibrium chemical short-range order in metallic alloys. 2024. <https://arxiv.org/abs/2409.15474>
32. Sheriff K, Cao Y, Smidt T, Freitas R. Quantifying chemical short-range order in metallic alloys. *Proceedings of the National Academy of Sciences*. 2024;121(25):e2322962121.
33. Zhou X, Song H, Guo C, Yang Z, Tian F. Effect of short-range order on lattice distortion, stacking fault energy, and mechanical performance of Co-Fe-Ni-Ti high-entropy alloy at finite temperature. *Physical Review Materials*. 2024 May 15;8(5):53602.
34. Li L, Ouyang B, Lun Z, Huo H, Chen D, Yue Y, et al. Atomic-scale probing of short-range order and its impact on electrochemical properties in cation-disordered oxide cathodes. *Nature Communications*. 2023;14(1):7448.
35. Seol JB, Ko WS, Sohn SS, Na MY, Chang HJ, Heo YU, et al. Mechanically derived short-range order and its impact on the multi-principal-element alloys. *Nature Communications*. 2022;13(1):6766.
36. Ding J, Yu Q, Asta M, Ritchie RO. Tunable stacking fault energies by tailoring local chemical order in CrCoNi medium-entropy alloys. *Proceedings of the National Academy of Sciences*. 2018;115(36):8919–24.
37. Cao P. How Does Short-Range Order Impact Defect Kinetics in Irradiated Multiprincipal Element Alloys? *Accounts of Materials Research*. 2021;2(2):71–4.
38. Darling KA, Rajagopalan M, Komarasamy M, Bhatia MA, Hornbuckle BC, Mishra RS, et al. Extreme creep resistance in a microstructurally stable nanocrystalline alloy. *Nature*. 2016;537(7620):378–81.
39. You ZY, Tang ZY, Chu FB, Zhao L, Zhang HW, Cao DD, et al. Elevated-temperature creep properties and deformation mechanisms of a non-equiatom FeMnCoCrAl high-entropy alloy. *Journal of Materials Research and Technology*. 2024;30:3822–30.
40. Connétable D, Maugis P. Effect of stress on vacancy formation and diffusion in fcc systems: Comparison between DFT calculations and elasticity theory. *Acta Materialia*. 2020;200:869–82.
41. Quek SS, Chooi ZH, Wu Z, Zhang YW, Srolovitz DJ. The inverse hall–petch relation in nanocrystalline metals: A discrete dislocation dynamics analysis. *Journal of the Mechanics and Physics of Solids*. 2016;88:252–66.

42. Sundu K, Ottersberg R, Jaggi M, Löwe H. A grain-size driven transition in the deformation mechanism in slow snow compression. *Acta Materialia*. 2024;262:119359.
43. Shu X, Kong D, Lu Y, Long H, Sun S, Sha X, et al. Size effect on the deformation mechanisms of nanocrystalline platinum thin films. *Scientific Reports*. 2017;7(1):13264.
44. Li W, Xie D, Li D, Zhang Y, Gao Y, Liaw PK. Mechanical behavior of high-entropy alloys. *Prog Mater Sci*. 2021;118:100777.
45. Mukherjee AK, Bird JE, Dorn JE. Experimental correlations for high-temperature creep. 1968;
46. McLean D. The physics of high temperature creep in metals. *Reports on Progress in Physics*. 1966 Jan 1;29(1):301.
47. Dobeš F, Milička K. Internal stress and activation energy of creep. *Materials Science and Engineering: A*. 2007 Jul 25;462(1–2):380–3.
48. Nie Kai and Wu WP and ZXL and YSM. Molecular dynamics study on the grain size, temperature, and stress dependence of creep behavior in nanocrystalline nickel. *Journal of Materials Science*. 2017 Feb;52(4):2180–91.
49. Saha S, Motalab M. Nature of creep deformation in nanocrystalline Tungsten. *Comput Mater Sci*. 2018;149:360–72.
50. Scattergood RO. *Mechanical metallurgy — Principles and applications*: by M. A. Meyers and K. K. Chawla; published by Prentice-Hall, Englewood Cliffs, NJ, 1984; 762 pp.; price, £49.15. In 1985.
51. Blum W, Zeng XH. A simple dislocation model of deformation resistance of ultrafine-grained materials explaining Hall–Petch strengthening and enhanced strain rate sensitivity. *Acta Materialia*. 2009;57(6):1966–74.
52. Nie K, Wu WP, Zhang XL, Yang SM. Molecular dynamics study on the grain size, temperature, and stress dependence of creep behavior in nanocrystalline nickel. *Journal of Materials Science*. 2017;52(4):2180–91.
53. Zhang XZ, Wu XJ, Liu R, Liu J, Yao MX. Deformation-mechanism-based modeling of creep behavior of modified 9Cr-1Mo steel. *Materials Science and Engineering: A*. 2017;689:345–52.
54. Cowley JM. An Approximate Theory of Order in Alloys. *Phys Rev*. 1950 Mar;77(5):669–75.
55. Zheng H, Li XG, Tran R, Chen C, Horton M, Winston D, et al. Grain boundary properties of elemental metals. *Acta Materialia*. 2020;186:40–9.
56. Xing B, Wang X, Bowman WJ, Cao P. Short-range order localizing diffusion in multi-principal element alloys. *Scr Mater*. 2022;210:114450.
57. Li XG, Chen C, Zheng H, Zuo Y, Ong SP. Complex strengthening mechanisms in the NbMoTaW multi-principal element alloy. *NPJ Comput Mater*. 2020;6(1):70.

58. Thompson AP, Aktulga HM, Berger R, Bolintineanu DS, Brown WM, Crozier PS, et al. LAMMPS - a flexible simulation tool for particle-based materials modeling at the atomic, meso, and continuum scales. *Comput Phys Commun.* 2022;271:108171.
59. Schiøtz J, Vegge T, Di Tolla FD, Jacobsen KW. Atomic-scale simulations of the mechanical deformation of nanocrystalline metals. *Phys Rev B.* 1999 Nov;60(17):11971–83.
60. Hirel P. AtomsK: A tool for manipulating and converting atomic data files. *Comput Phys Commun.* 2015;197:212–9.
61. Hastings WK. Monte Carlo sampling methods using Markov chains and their applications. *Biometrika.* 1970 Apr 1;57(1):97–109.
62. Stukowski A. Structure identification methods for atomistic simulations of crystalline materials. *Model Simul Mat Sci Eng.* 2012 May;20(4):45021.
63. Stukowski A, Albe K. Extracting dislocations and non-dislocation crystal defects from atomistic simulation data. *Model Simul Mat Sci Eng.* 2010 Sep;18(8):85001.
64. Stukowski A. Visualization and analysis of atomistic simulation data with OVITO—the Open Visualization Tool. *Model Simul Mat Sci Eng.* 2009;18(1):15012.