

# SIMS: Simulating Human-Scene Interactions with Real World Script Planning

Wenjia Wang<sup>1</sup> Liang Pan<sup>1,2</sup> Zhiyang Dou<sup>1</sup> Zhouyingcheng Liao<sup>1</sup>  
 Yuke Lou<sup>1</sup> Lei Yang<sup>2</sup> Jingbo Wang<sup>2†</sup> Taku Komura<sup>1†</sup> ;

<sup>1</sup> The University of Hong Kong <sup>2</sup> Shanghai AI Laboratory




Figure 1. Our framework enables physically simulated characters to perform long-term daily narratives in diverse and complex 3D scenes conditioned on both language and scene inputs. Our character could perform versatile skills such as walking, sitting, lying, and reaching skills with diverse styles while accomplishing physical-plausible contacts and obstacle avoidance. Left: bedroom and living room. Right: dining room, study room, and living room.

## Abstract

Simulating long-term human-scene interaction is a challenging yet fascinating task. Previous works have not effectively addressed the generation of long-term human scene interactions with detailed narratives for physics-based animation. This paper introduces a novel framework for the planning and controlling of long-horizon physical plausible human-scene interaction. On the one hand, films and shows with stylish human locomotions or interactions with scenes are abundantly available on the internet, providing a rich source of data for script planning. On the other hand, Large Language Models (LLMs) can understand and generate logical storylines. This motivates us to marry the two by using an LLM-based pipeline to extract scripts from videos, and then employ LLMs to imitate and create new scripts, capturing complex, time-series human behaviors and interactions with environments. By leveraging this, we utilize a dual-aware policy that achieves both language comprehension and scene understanding to guide character motions within contextual and spatial constraints. To facilitate training and evaluation, we contribute a comprehensive planning dataset containing diverse motion sequences extracted from real-world videos and expand them with large language models. We also collect and re-annotate motion

clips from existing kinematic datasets to enable our policy learn diverse skills. Extensive experiments demonstrate the effectiveness of our framework in versatile task execution and its generalization ability to various scenarios, showing remarkably enhanced performance compared with existing methods. Our code and data will be publicly available soon.

## 1. Introduction

Creating virtual characters with diverse motor skills such as walking, sitting, reaching, and enabling rich interactions with their environments in daily living scenarios, is crucial for robotics and VR/AR applications. Especially, depicting humans in daily indoor actions is central to animation and 3D games, requiring long-term, physically plausible, and controllable interactions with diverse styles and details to bring characters and stories to life.

Previous works [12, 27, 33, 36, 44] have thoroughly explored long-term motion generation for human-scene interactions in kinematics representation. However, these models still suffer from physical artifacts such as surface penetration and foot skating. To address these issues, recent studies [13, 19, 39] have started incorporating physics simulators [17] to produce more physically plausible motions. Despite these advancements, the frameworks are still re-

<sup>†</sup>: equal mentorship.

stricted to interactions with a small number of specific task objectives, as policies trained with reinforcement learning in a greedy manner suffer from constrained modeling capacities. Moreover, their planning approaches are often simplistic, following chronological lists [19] or focusing solely on contacts [39]. This stands in contrast to real-world situations where body language in human motion and interactions directly convey a large number of *emotional* states. For example, a person sitting on a chair with their head down and supporting it with their hands often appears depressed. While recent studies [16, 28] have explored using text conditions to control humanoid actions such as tracking or striking based on natural language, they fall short in modeling interactions between humans and scenes.

To address these challenges, we propose a comprehensive framework terms SIMS, (**S**IMultating hu**M**an Scene interactions). SIMS utilizes LLMs as high-level planners and physical policies as low-level controllers. Unlike previous work [39] that relies solely on LLMs for planning, our approach integrates real-world videos and the combined knowledge of Vision-Language Models (VLM) and LLMs to enhance planning during human-scene interaction. To avoid repetitive generation by LLMs, we first extract interactions and emotional changes from real-world videos, compiling them into a short script database. Each short script includes several keyframes, with each keyframe detailing stylish interactions that our control policy can execute. We then prompt the LLM to retrieve and combine these short scripts into long-term scripts based on user-provided story themes. We also structuralize the 3D scene layout data into graph data and use graph edit distance to retrieve the most suitable 3d scene layout, which could ensure the practicality of interaction. Once we have the keyframes, we employ a low-level control policy to execute the details in each keyframe, producing natural, diverse, and high-quality interactions. To ensure stylish motions are adaptable to various furniture shapes within a complex indoor environment, we propose a dual-aware control policy, where this policy is attuned to both scene geometries and text embeddings from the CLIP model [25] for high-fidelity motion generation. We further employ a finite state machine structure to manage multiple policies based on the specified keyframes, producing synthesized physics-based animation that aligns with real-world distributions.

Our contributions could be summarized as

1. We propose a comprehensive framework that enables physically simulated characters to perform long-term interaction tasks with expressive styles in diverse, cluttered, and unseen 3D scenes.
2. Our script planner uses a divide-and-conquer strategy, which enables more controllable and practicable motion synthesis quality. Thus we could avoid the LLM’s shortcoming of repeated generation. Our scene graph match-

ing also follows this strategy.

3. We propose a dual-aware control policy that can perceive the scene information and language descriptions from the keyframes. During inference, the finite state machine could perform long horizontal skills with these two conditions.
4. Concerning datasets, our re-arranged motion clips with detailed captions, and emotional labels and our short script database could serve for stylish interaction tasks.

## 2. Related Works

### 2.1. Kinematic-based Human Scene Interaction

Synthesizing realistic human behavior has been a long-standing challenge. While most methods enhance the quality and diversity of humanoid movements [14, 30–32, 42, 45], they often overlook scene interactions. Recently, there’s been growing interest in integrating human-scene interactions, crucial for applications like embodied AI and virtual reality. Many previous approaches [12, 15, 27, 33, 36, 37, 41, 43, 44] rely on data-driven kinematic models [7, 10, 29, 34, 35] for static or dynamic interactions. However, these often lack physical plausibility, resulting in artifacts like penetration, floating, and sliding, and require additional post-processing, limiting real-time use.

### 2.2. Physics-based Human-Scene Interaction

While previous physics-based animation approaches mainly focused on human motion alone [5, 6, 21, 22, 24]. InterPhys [13] presents a framework extending AMP to include character and object dynamics, using a scene-conditioned discriminator for superior performance compared to previous methods. Additionally, InterScene [19] effectively synthesizes physically plausible long-term human motions in complex 3D scenes by decomposing interactions into Interacting and Navigating processes. This method uses reusable controllers trained in simple environments to generalize across diverse scenarios. With the development of LLMs, UniHSI [39] introduces a unified framework for human-object interaction via language commands, featuring an LLM Planner and Unified Controller, which reduces training labor with LLM-generated plans. The effectiveness of this approach is evaluated using the ScenePlan dataset. In the realm of humanoid robotics, HumanVLA [40] advances the field with a vision-language-action model that leverages egocentric vision and natural language. Furthermore, PlaMo [11] combines scene-aware path planning and motion control in physical simulations, efficiently planning long-horizon paths for humanoids and ensuring navigation across uneven terrains.

## 2.3. Language Conditioned Humanoid Control

The HumanVLA[40] model enables physical humanoids to interpret visual and language inputs to perform tasks. It employs behavior cloning to replicate advanced learning techniques and is enhanced by a novel active rendering method for improved perception. Trained in the Isaac-Gym [17] with the Human-in-the-Room (HITR) dataset, this model demonstrates effective object rearrangement capabilities in diverse environments. UniHSI[39] is a novel unified Human-System Interaction framework that translates language commands into interactive tasks using a large language model planner and a unified controller. This system effectively executes detailed task plans without extensive interaction annotations, demonstrating robust control and adaptability in various scenarios as tested on the Scene-Plan dataset. However, their chain-of-contact design could not model the diverse motions with emotional details. [28] introduces a method for controlling humanoid robots using a large language model (LLM) refined with a CLIP text encoder and codebook-based vector quantization. The approach ensures precise, actionable instructions are delivered to robots, simplifying control with a single policy network that uses specialized rewards for accurate movement. This innovation enhances the system’s ability to handle diverse and unseen instructions, streamlining robotic task execution. PADL[16] uses natural language commands to control characters, mapping high-level tasks to low-level actions through adversarial imitation learning, effectively guiding simulated humanoids in complex skills.

## 3. Method

We propose a hierarchical framework utilizing LLMs as high-level script planners, and deep reinforcement learning-based control policies as low-level character controllers.

In Sec. 3.1, we introduce the fundamentals of reinforcement learning. Sec. 3.2 details our method for extracting short scripts from online video clips and generating new ones. We then use LLMs to retrieve and integrate these into longer scripts. In Sec. 3.3, we explain in each skill, how humanoids are controlled using scene-aware observations and language-aware embeddings. Finally, Sec. 3.4 describes our dual-aware finite state machine, which drives humanoids by multiple skill policies, conditioned on time-series contact goals, environment states, and text conditions.

### 3.1. Preliminary

Our characters are trained using a goal-conditioned reinforcement learning framework, where an agent interacts with an environment according to a control policy  $\pi$  to achieve a specified goal  $\mathbf{g} \in \mathcal{G}$ , drawn from a goal distribution  $\mathbf{g} \sim p(\mathbf{g})$ . At each time step  $t$ , the agent observes the environment’s state  $\mathbf{s}_t \in \mathcal{S}$  and responds by taking an

action  $\mathbf{a}_t \in \mathcal{A}$ , sampled from the policy  $\mathbf{a}_t \sim \pi(\mathbf{a}_t|\mathbf{s}_t, \mathbf{g})$ . After executing the action  $\mathbf{a}_t$ , the environment transitions to a new state  $\mathbf{s}_{t+1}$ , and the agent receives a scalar reward  $r_t = r(\mathbf{s}_t, \mathbf{a}_t, \mathbf{s}_{t+1}, \mathbf{g})$  that reflects the desirability of the state transition for the given goal  $\mathbf{g}$ . The agent’s objective is to learn a policy  $\pi$  that maximizes its expected discounted return  $J(\pi)$ ,

$$J(\pi) = \mathbb{E}_{p(\mathbf{g})} \mathbb{E}_{p(\tau|\pi, \mathbf{g})} \left[ \sum_{t=0}^{T-1} \gamma^t r_t \right], \quad (1)$$

$$p(\tau|\pi, \mathbf{g}) = p(\mathbf{s}_0) \prod_{t=0}^{T-1} p(\mathbf{s}_{t+1}|\mathbf{s}_t, \mathbf{a}_t) \pi(\mathbf{a}_t|\mathbf{s}_t, \mathbf{g}). \quad (2)$$

where  $p(\tau|\pi, \mathbf{g})$  denotes the likelihood of a trajectory  $\tau = (\mathbf{s}_0, \mathbf{a}_0, \mathbf{s}_1, \dots, \mathbf{s}_T)$  under a policy  $\pi$  given a goal  $\mathbf{g}$ ,  $p(\mathbf{s}_0)$  is the initial state distribution, and  $p(\mathbf{s}_{t+1}|\mathbf{s}_t, \mathbf{a}_t)$  represents the transition dynamics of the environment.  $T$  is the time horizon of a trajectory, and  $\gamma \in [0, 1]$  is a discount factor.

### 3.2. Script Planning

Creating long-term scripts with LLMs is challenging due to potential redundancy and lack of guidance. Previous works, like [39], focus on generating limited keyframes with no diverse styles. We discovered that real-world films and TV shows contain fascinating scripts featuring characters navigating daily life stories in various moods (See Fig. 3). To leverage these rich resources, we use an LLM-based framework that extracts character emotions, object types, and contact details from online videos, capturing diverse interactions and summarizing story outlines. Using available human motions and furniture types, we prompt the LLM to generate short scripts that imitate human-made masterpieces. Each script comprises keyframes defined by specific emotions, interactions, and summaries, forming a diverse database. The LLM retrieves from this database based on user-provided themes, considering the summaries, and arranges them chronologically. This approach crafts a long story from multiple short scripts, each with distinct interactions or styles. The keyframes from retrieved short scripts formulate as the long-horizontal story. Each keyframe produces a set of outputs  $\{\mathbf{c}, \mathbf{g}, \mathbf{o}\}$ , representing the caption, goal, and object, which are subsequently used in the policy. The policy drives the humanoid using  $\{\mathbf{z}, \mathbf{g}, \mathbf{h}_t\}$ , where  $\mathbf{z}$  denotes the text embedding derived from  $\mathbf{c}$ ,  $\mathbf{g}$  represents the object contact goal, and  $\mathbf{h}_t$  is the heightmap computed based on the surrounding objects, please see Sec. 3.3 for detail. We then retrieve a room layout from the database that could satisfy the interaction types. Finally, the LLM synthesizes these summaries with the user’s prompt to create a cohesive narrative.



This method enables the creation of a comprehensive long story, composed of multiple short scripts, each featuring a unique interaction of stylistic elements. By synthesizing these short script summaries with the user’s input prompt, the LLM constructs a cohesive long-term narrative. This ensures a consistent thematic and emotional flow while allowing for creative diversity and depth. The integration of distinct interactions and styles enriches the narrative, making it more engaging and dynamic. Finally, we extract keyframes from the short scripts, concatenate them, and use them to guide our low-level control policy.

**Scene Graph Matching** In each short script, the layout of objects is represented as an undirected, unweighted graph. When concatenating these scripts into a long-term layout, we need to merge the sub-layouts into a new configuration that includes all necessary objects while maintaining a practical room design. Our operations consists of 3 main steps. (1) Node Categorization: Each furniture item is identified by a category and instance index, e.g., (c,i), where the first number represents the category and the second the instance. (2) Edge Integration: Integrate all connections from the input graphs into the merged graph. By treating edges as undirected, we eliminate redundancy while optimizing connections. This method ensures the preservation of original connections while minimizing node duplication, achieving an optimal balance between connectivity and node count. (3) Greedy Node Consolidation: We determine the maximum number of instances needed for each furniture category across all scripts. This informs the creation of a unified node set that adequately represents each category. We then organize the room layouts from the large room layout dataset 3DFront [8] into undirected, unweighted graphs. The nodes represent furniture items. An edge is established between two objects if they are within a specified distance and not obstructed by other items. Objects with minimal interaction possibilities, such as lamps or vases, are marked as less important nodes. Graph Edit Distance [26] is a metric used to measure the similarity between two graphs. We use a simplified GED retrieval (GEDR) to find the most similar scenes from the 3DFront [8] dataset. If no suitable layout is found, we employ a fault-tolerant strategy, grouping highly substitutable objects into the same class. E.g, we can replace a stool with a chair, or a double bed with a single bed. We also provide random combinations of different type of rooms (see in Fig. 1) among the four room types: bedroom, living room, dining room, and library(study room) in 3DFront, to ensure the Human-Scene Interaction in complex and realistic house life simulation. These techniques exhibit significant efficiency and scalability, making them ideal for integrating diverse furniture data from multiple scripts.

### 3.3. Dual-Aware Control Policy

Once we have well-planned time-series keyframes and a 3D scene, we need to use them to guide the humanoid to perform the long-term interactions. We next need to train control policies that enable a physically simulated character to perform various high-level tasks in 3D scenes specified by language commands. At each timestep  $t$ , the policy  $\pi(\mathbf{a}_t | \mathbf{s}_t, \mathbf{h}_t, \mathbf{g}, \mathbf{z})$  receives as input the state of the character  $\mathbf{s}_t$ , a egocentric heightmap  $\mathbf{h}_t$ , a task-specific goal  $\mathbf{g}$ , and a language embedding  $\mathbf{z}$ . The goal  $\mathbf{g}$  specifies high-level task objectives that the character should achieve, such as moving to a target location or contacting a certain object. The  $\mathbf{h}_t$  is the egocentric heightmap near the character, representing the surrounding environment. The language embedding  $\mathbf{z}$  specifies the style that the character should use to achieve the desired goal, such as walking excitedly or sitting with legs crossed. In order to train a policy to perform a given task using a desired skill, we utilize a reward function consisting of two components:  $r_t = r_t^{\text{skill}} + \lambda r_t^{\text{task}}$ , where  $r_t^{\text{skill}}$  is a skill-reward, and  $r_t^{\text{task}}$  is a task-reward with coefficient  $\lambda^{\text{task}}$ .

**Language-Aware Embedding** To control the policy language constraints, we aim to construct an embedding space fed into the policy network, where the embedding aligns motion representation with their corresponding natural language descriptions. To do this, we follow [16, 30], where a transformer auto-encoder is trained to encode motion sequences into a latent representation that aligns with the language embedding from a pre-trained CLIP text encoder [25]. Given a motion clip  $\hat{\mathbf{m}} = (\hat{\mathbf{q}}_1, \dots, \hat{\mathbf{q}}_n)$ , a motion encoder  $\mathbf{z} = \text{Enc}_m(\hat{\mathbf{m}})$  maps the motion to an embedding  $\mathbf{z}$ . The embedding is normalized to lie on a unit sphere  $\|\mathbf{z}\| = 1$ . We set the embedding size  $\mathbf{z}$  to 64 to save the computation cost. For the text embedding, we first extract the feature with CLIP Encoder [25]  $\text{Enc}_l$  from caption  $\mathbf{c}$ , then use a multilayer perception  $\text{MLP}_d$  to downsize the 512 dim CLIP feature to 64 dim and use an extra one  $\text{MLP}_u$  to upsample it to 512 dim to maintain the semantic feature. The embedding  $\mathbf{z}$  should be aligned with the downsized CLIP feature. Following [30],  $\text{Enc}_m(\mathbf{m})$  is modeled by a bidirectional transformer [4]. The motion decoder is jointly trained with the encoder to produce a reconstruction sequence  $\mathbf{m} = (\mathbf{q}_1, \dots, \mathbf{q}_n)$  to recover  $\hat{\mathbf{m}}$  from  $\mathbf{z}$ . The motion representation  $\mathbf{q}$  we use is a set of character motion features, following the discriminator observation used in AMP [22]. The auto-encoder is trained with the loss:

$$\mathcal{L}_{\text{AE}} = \mathcal{L}_{\text{recon}}^m + \mathcal{L}_{\text{align}}^{m,t} + \mathcal{L}_{\text{recon}}^t. \quad (3)$$

The reconstruction loss  $\mathcal{L}_{\text{recon}}^m$  measures the MSE error between the reconstructed sequence and original motion. The alignment loss  $\mathcal{L}_{\text{align}}^{m,t}$  measures the cosine distance between

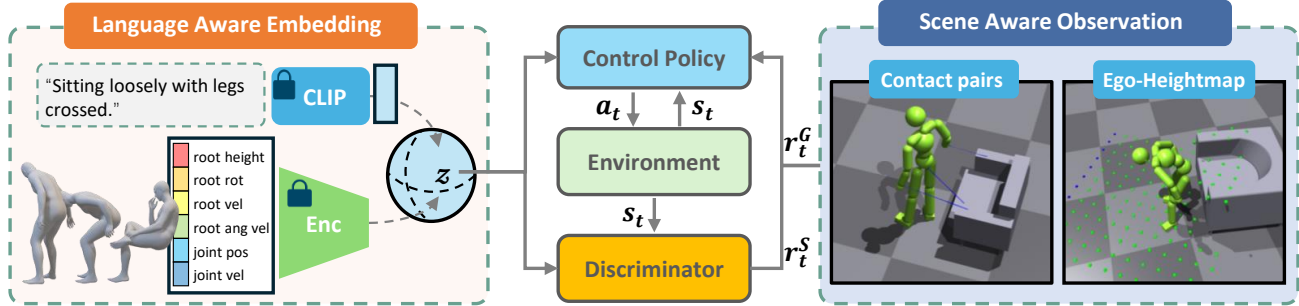


Figure 4. Dual-Aware Control Policy. Left part: language-aware skill embedding. The embeddings are fed into the policy network and discriminator. The discriminator is trained to predict if a given state transition  $(s, s')$  is from the motion clip corresponding to the embedding  $z$ . Right part: scene-aware observation. The contact pairs are used as task goals while egocentric heightmaps are used as observations to get aware of the surrounding environment.

the motion embedding and the downsized CLIP feature:

$$\mathcal{L}_{\text{align}}^{m,t} = 1 - d_{\cos}(\text{Enc}_m(\hat{\mathbf{m}}), \text{MLP}_d(\text{Enc}_l(\mathbf{c}))). \quad (4)$$

The text embedding reconstruction loss  $\mathcal{L}_{\text{recon}}^t$  measures the MSE distance between the reconstructed CLIP embedding and the original one:

$$\mathcal{L}_{\text{recon}}^t = \|\text{MLP}_u(\text{MLP}_d(\text{Enc}_l(\mathbf{c}))) - \text{Enc}_l(\mathbf{c})\|_2 \quad (5)$$

The weights of  $\text{Enc}_l$  are fixed during training. To maintain the semantic information, we follow the sampling strategy used in MotionCLIP [30]. We sample 300 frames from the 30fps motion data and use skip sampling for the motion clips that are shorter than 10 seconds so that all the information is included.

**Scene-Aware Observation** To enhance the humanoid’s navigation and interaction capabilities, it is crucial to maintain environmental awareness to prevent collisions. We draw inspiration from methods such as [27, 33, 38, 39], which utilize environmental sampling for humanoid observations. A square, ego-centric heightmap is generated to capture the elevation of surrounding objects. See in Fig. 4. Consistent with UniHSI [39], we pre-generate heightmaps for each scene to evaluate the height of markers around the humanoid. However, creating detailed scene heightmaps while preserving surface intricacies is computationally intensive. To enhance the humanoid’s understanding of complex surfaces for sitting or lying, we pre-generate heightmaps only within the bounding box of the target object. The egocentric heightmap is updated by calculating the nearest object height only when the object is sufficiently close to the humanoid’s root position.

Following UniHSI [39], we employ a unified contact goal observation, encompassing 15 joint contact positions and a valid contact mask of the 15 joints. This approach is suitable for the skills we trained all. For Walk and GetUp,

it is essential to specify the target coordinate for the pelvis. For Reach, we specify the coordinates to contact for either the left or right hand. For Sit and Lie, we specify the pelvis contact coordinates, as well as detailed contacts like head contact with a backrest or hand contact with an armrest.

### 3.4. Dual-Aware Finite State Machine

As illustrated in Fig 2, our framework integrates several reusable policies, serving as low-level controllers. We have trained five policies: the Walk policy  $\pi_w$ , Sit policy  $\pi_s$ , Lie policy  $\pi_l$ , Reach policy  $\pi_r$ , and GetUp policy  $\pi_g$ .

Based on these control policies, our FSM provides users with five reusable skills: Sit  $k_s$ , Lie  $k_l$ , GetUp  $k_g$ , Reach  $k_r$ , and Walk  $k_w$ . To synthesize human motions described by the script of: “A man walks excitedly with arms opened( $\mathbf{z}_w$ ) to stool, then he touches the stool to get a rest. He then walks to the sofa tiptoeing carefully and lies on the sofa with legs crossed( $\mathbf{z}_l$ ). He stands up from the sofa and walks to the dining table with large footsteps and reaches for the beer on the dining table. Then he walks to the corner table drunkenly and sits on it with head bowed and hands on thighs( $\mathbf{z}_s$ ). He then gets up and walks drunkenly( $\mathbf{z}_w$ ) towards the TV stand.” Our finite state machine will parse this task into the sequence of skills, goals and conditions:

$$I = \{(k_w, \mathbf{h}, \mathbf{g}_w, \mathbf{z}_w), (k_r, \mathbf{h}, \mathbf{g}_r), (k_w, \mathbf{h}, \mathbf{g}_w, \mathbf{z}_w), (k_l, \mathbf{h}, \mathbf{g}_l, \mathbf{z}_l), (k_g, \mathbf{h}, \mathbf{g}_g), (k_w, \mathbf{h}, \mathbf{g}_w, \mathbf{z}_w), (k_r, \mathbf{h}, \mathbf{g}_r), (k_w, \mathbf{h}, \mathbf{g}_w, \mathbf{z}_w), (k_s, \mathbf{h}, \mathbf{g}_s, \mathbf{z}_s), (k_g, \mathbf{h}, \mathbf{g}_g), (k_w, \mathbf{h}, \mathbf{g}_w, \mathbf{z}_w)\}, \quad (6)$$

where  $(k_s, \mathbf{h}, \mathbf{g}_s, \mathbf{z}_s)$  denotes that the character performs the sitting skill  $k_s$  conditioned on the given egocentric heightmap  $\mathbf{h}$ , contact goal  $\mathbf{g}_s$ , and text embedding  $\mathbf{z}_s$ . The FSM translates these instructions into a sequence of explicit control signals and schedules control policies to execute the instructions without additional training. Following [19], the

FSM also determines when to transition between skills. For instance, it initiates the next skill when the overlap time between the character’s root and its target position exceeds a specific threshold. This simple rule-based FSM allows users to achieve desired long-term human motions in complex 3D scenes. Compared to the recent work InterScene [19], our FSM contains egocentric heightmaps by frame and text embedding by skill, which could ensure scene understanding and semantic control.

## 4. Experiments

### 4.1. Dataset

Following [13, 19, 39], we use the SAMP [12] dataset to train our interaction policies. We annotate all the motion clips with text descriptions, containing detailed motions that relate to style and emotions. We also provide each motion clip with suitable interact objects, e.g., some of the sitting motions require an armrest or backrest, which means the stools are not suitable. We use 100style[18] to train our stylish locomotions. We select 30 representative categories and annotate each motion with style descriptions. We also provide each caption with 5 synonymous sentences with the help of LLM [1]. Following [39], we use the CIRCLE [2] dataset to train the reaching skill. Besides neutral, we categorize the emotion or style of the rest motions into 8 categories: happy, angry, hurried, tired, sad, stressed, drunk, and relaxed. We left-right flip all the motions so we get double the amount. For training the motion encoder, we use all of the above motions with our annotated captions.

For 3d scenes, we use the 80 objects from PartNet, half for training and half for testing following [39]. We use Scannet [3] and 3DFront [8] for testing and demonstration. We choose the largest 10 scenes in each room category (living room, bedroom, dinning room, library) from [8]. Since 3DFront do not provide segmentation information, we voxelize the object meshes and segment the point clouds to get the affordance surface.

### 4.2. Policy Training

We train the following 5 skills (1) Walk. (2) Sit. (3) Lie. (4) Reach. (5) GetUp. We only provide Walk, Sit, and Lie skills with text conditions since they contain diverse interaction styles that represent vivid emotions. For Reach and GetUp, we do not use text conditions.

- **Initialization.** Following UniHSI [39], we create the environment by randomly sampling objects from the training set of PartNet used in [39]. For the character, we initialize it using reference state initialization [20] and default pose initialization with a random global rotation and location[19, 39] nearby the object. For the Walk skill, we randomly sampled on the whole ground plane while calculating the collision with the objects.

- **Reward.** For Walk skill, we use the reward follow [13, 19, 23]. For contact skills as Reach, Sit, Lie, and GetUp, we follow [39]. See the detailed reward function in Supp.Mat.
- **Reset and early termination conditions.** Following [22], we use a fixed episode length and fall detection as early termination triggers. We also use early termination when the task is accomplished for a certain time [19] or the contact forces are extremely large [39].
- **Training the get-up policy.** We do not use text conditions for the GetUp skill since it is a short transition between interactions and walking and rarely contains diverse styles. Here we follow the multi-step task training setting following [39], where we train Sit and GetUp policy together, and change the contact goal and reward when the last task has been accomplished.

### 4.3. Metrics

We follow [12, 39] that uses *Success Rate* and *Contact Error* as the main metrics to measure the quality of interactions quantitatively. Success Rate records the percentage of trials that humanoids successfully complete the contact within a certain threshold. We follow [13, 19, 39] to set the threshold of Sit as 20cm, Reach as 20cm, and Lie as 30cm.

To evaluate motion diversity, we use two metrics from the previous papers: Fréchet Inception Distance (FID) [5, 31] and Average Pairwise Distance (APD) [5, 33]. FID measures the similarity between the distributions of generated and real data in a feature space, reflecting the realism and quality of the generated motions. Lower FID values indicate closer alignment with real data. APD, on the other hand, quantifies the diversity within the generated motions by calculating the average pairwise distance between samples. Higher APD values indicate greater diversity in the generated motions. We calculate FID and APD on joint rotations and positions.

### 4.4. Comparison with Baselines

Our method achieves comparable results across various metrics in Sec. 4.4. Unlike previous physics-based methods [13, 19, 39] which only care about contact but not styles, our result is achieved on 4096 random text conditions sampled from the datasets. The previous methods could be viewed as just a specific situation of our model. Under this background, we can see from Sec. 4.4 that our results are only slightly lower than the best methods InterScene [19] and UniHSI [39], comparable to InterPhys [13].

### 4.5. Different Planning results

We evaluate the performance of our policy on a set of generated short scripts. Following [39], we create scripts with varying levels of difficulty. Specifically, for simple scripts, we prompt the LLM to generate scenarios containing 2 in-




Figure 5. Long-term scripts with detailed keyframes and vivid final stories in two complex 3D scenes generated by our complete system. Upper: character in the bedroom and living room. Lower: character in the living room, dining room, and study room. We briefly demonstrate the retrieved keyframes and the final long stories. With four text-conditioned interactions at both sides.

interactions (Sit, Lie, Reach). For mid-level scripts, we include 3–4 interactions, while for hard scripts, we require 4–6 interactions. As shown in Tab. 2, our method demonstrates practical and effective results across these difficulty levels. The result is conducted on the selected 3DFront [8] scenes.

#### 4.6. Motion Diversity for Different Skills

We compared motion diversity in the Sit and Lie skills with UniHSI [39]. All experiments were conducted on a single RTX 4090 GPU, running 1024 sequences and aggregating the results over 10 trials. For each sequence, the text condition is randomly sampled from the dataset. We measure the

FID between the generated motions and that of reference motions from SAMP [12]. The APD measures the diversity among the generated motion sequences. As shown in Tab. 3, our results significantly outperform UniHSI in both FID and APD metrics. Our method achieves lower FID, indicating motions produced from ours are closer to the distribution of reference motions. Notably, the APD results highlight that the motions generated by UniHSI are nearly identical, demonstrating a lack of diversity.

#### 4.7. User Study results on ScanNet

To further evaluate the control capabilities of the long-term scripts, we conducted a user study on the ScanNet dataset.



Methods	Success Rate (%) $\uparrow$			Contact Error $\downarrow$		
	Sit	Lie	Reach	Sit	Lie	Reach
NSM - Sit [27]	75.0	-	-	0.19	-	-
SAMP - Sit [12]	75.0	-	-	0.06	-	-
SAMP - Lie[12]	-	50.0	-	-	0.05	-
InterPhys - Sit [13]	93.7	-	-	0.09	-	-
InterPhys - Lie[13]	-	80.0	-	-	0.30	-
AMP [22]-Sit	77.3	-	-	0.090	-	-
AMP-Lie Down	-	21.3	-	-	0.112	-
AMP-Reach	-	-	<b>98.1</b>	-	-	0.016
AMP(VC)	62.5	20.1	90.3	0.093	0.108	0.032
UniHSI[39]	94.3	<b>81.5</b>	97.5	<b>0.032</b>	<b>0.061</b>	<b>0.016</b>
InterScene [19]	<b>97.8</b>	-	-	0.04	-	-
SIMS(ours)	90.0	79.2	95.2	0.065	0.089	0.026

Table 1. Comparison on Baseline Models.

Success Rate (%) $\uparrow$			Contact Error $\downarrow$			Success Steps		
Simple	Mid	Hard	Simple	Mid	Hard	Simple	Mid	Hard
74.3	42.2	31.5	0.072	0.128	0.325	1.5	3.1	4.2

Table 2. Performance Evaluation of SIMS on our Script Matching Plannings.

Method	FID $\downarrow$		APD $\uparrow$	
	Sit	Lie	Sit	Lie
UniHSI [39]	153.84	211.22	1.14 $\pm$ 0.01	1.35 $\pm$ 0.02
SIMS(ours)	125.66	164.88	16.55 $\pm$ 0.54	16.36 $\pm$ 0.62

Table 3. Motion diversity results.

We selected several 3D mesh scenes and used the same set of keyframes to drive the characters in the scenes, with the distinction that our method allows for control via text embeddings. 12 participants were asked to rate the physical realism and script alignment of the videos produced by each method, on a scale from 1 (poor) to 5 (excellent). In Tab. 4, the results indicate that our approach significantly outperformed UniHSI, demonstrating its effectiveness in enhancing both realism and narrative alignment in the generated animations.

Method	UniHSI	SIMS
Physical Realism $\uparrow$	2.5	<b>4.1</b>
Script Alignment $\uparrow$	3.1	<b>4.3</b>

Table 4. User study on Scannet. SIMS outperforms the SOTA method UniHSI by a significant margin.

#### 4.8. Ablation Studies

We conducted an ablation study on different settings of our control policy, comparing the *Success Rate* and *Contact Error* for variations without heightmap and without text em-

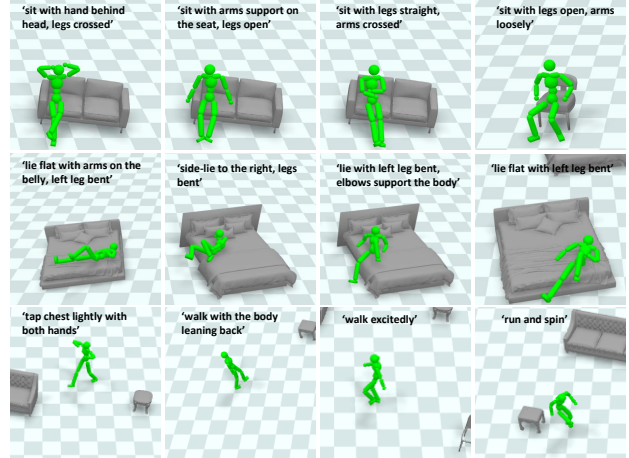


Figure 6. Qualitative results for skills with different text conditions. Rows from top to bottom are Sit, Lie and Walk skills.

Methods	Success Rate (%) $\uparrow$			Contact Error $\downarrow$		
	Sit	Lie	Reach	Sit	Lie	Reach
wo Heightmap	80.8	75.3	86.0	0.079	0.114	0.051
wo Text Embedding	81.5	73.3	-	0.069	0.094	-
SIMS(ours)	90.0	79.2	95.2	0.065	0.089	0.026

Table 5. Ablation Study on Parntnet.

bedding. Both variants showed degraded performance. The height map provides essential information about the surrounding environment so the performance becomes worse when interacting with objects. When trained without text embedding, the model reverts to a UniHSI-like state. However, unlike UniHSI, we selected all of the complex interaction data from SAMP and did not use its multi-step training strategy for tasks like Sit and Lie. As a result, the model learns less about transitions between different poses.

#### 4.9. Qualitative Results

We show two generated long narratives executed by our policies in two large indoor scenes. The details could be viewed in Fig. 5. We also showed 8 interactions or locomotions with emotional characteristics. For more qualitative results, see Supp.Mat.

### 5. Conclusion

In this paper, we present a framework that synthesizes long-term human-scene interactions by using Large Language Models as a planner and a dual-aware control policy as a controller. By integrating real-world video data and leveraging Vision-Language Models, our approach enables diverse and expressive long-term script generation. We also employ graph edit distance to retrieve scene lay-

outs and realize interactions in numerous scenes. Our low-level dual-aware control policy enables characters to perform physical-plausible motions with stylish details in unseen 3D scenes.

## **6. Limitations and Future Work**

Our framework’s main limitation is the insufficient amount of stylish interaction motion data, which limits our model’s generalization ability. In the future, it is necessary to collect more human motion data that expresses realistic emotions and styles. It is also needed to develop better ways to structure short scripts. This would provide more temporal coherence and align with real-life logic.

## References

- [1] Josh Achiam, Steven Adler, Sandhini Agarwal, Lama Ahmad, Ilge Akkaya, Florencia Leoni Aleman, Diogo Almeida, Janko Altenschmidt, Sam Altman, Shyamal Anadkat, et al. Gpt-4 technical report. *arXiv preprint arXiv:2303.08774*, 2023. 4, 7
- [2] Joao Pedro Araújo, Jiaman Li, Karthik Vetrivel, Rishi Agarwal, Jiajun Wu, Deepak Gopinath, Alexander William Clegg, and Karen Liu. Circle: Capture in rich contextual environments. In *Proceedings of the IEEE/CVF Conference on Computer Vision and Pattern Recognition*, pages 21211–21221, 2023. 7
- [3] Angela Dai, Angel X Chang, Manolis Savva, Maciej Halber, Thomas Funkhouser, and Matthias Nießner. Scannet: Richly-annotated 3d reconstructions of indoor scenes. In *Proceedings of the IEEE conference on computer vision and pattern recognition*, pages 5828–5839, 2017. 7
- [4] Jacob Devlin. Bert: Pre-training of deep bidirectional transformers for language understanding. *arXiv preprint arXiv:1810.04805*, 2018. 5
- [5] Zhiyang Dou, Xuelin Chen, Qingnan Fan, Taku Komura, and Wenping Wang. C-ase: Learning conditional adversarial skill embeddings for physics-based characters. In *SIGGRAPH Asia 2023 Conference Papers*, 2023. 2, 7
- [6] Zhiyang Dou, Xuelin Chen, Qingnan Fan, Taku Komura, and Wenping Wang. C-ase: Learning conditional adversarial skill embeddings for physics-based characters. In *SIGGRAPH Asia 2023 Conference Papers*, pages 1–11, 2023. 2
- [7] Zhiyang Dou, Qingxuan Wu, Cheng Lin, Zeyu Cao, Qiangqiang Wu, Weilin Wan, Taku Komura, and Wenping Wang. Tore: Token reduction for efficient human mesh recovery with transformer. In *Proceedings of the IEEE/CVF International Conference on Computer Vision*, pages 15143–15155, 2023. 2
- [8] Huan Fu, Bowen Cai, Lin Gao, Ling-Xiao Zhang, Jiaming Wang, Cao Li, Qixun Zeng, Chengyue Sun, Rongfei Jia, Binqiang Zhao, et al. 3d-front: 3d furnished rooms with layouts and semantics. In *Proceedings of the IEEE/CVF International Conference on Computer Vision*, pages 10933–10942, 2021. 5, 7, 8
- [9] Zhifu Gao, Zerui Li, Jiaming Wang, Haoneng Luo, Xian Shi, Mengzhe Chen, Yabin Li, Lingyun Zuo, Zhihao Du, Zhangyu Xiao, et al. Funasr: A fundamental end-to-end speech recognition toolkit. *arXiv preprint arXiv:2305.11013*, 2023. 4
- [10] Yongtao Ge, Wenjia Wang, Yongfan Chen, Hao Chen, and Chunhua Shen. 3d human reconstruction in the wild with synthetic data using generative models. *arXiv preprint arXiv:2403.11111*, 2024. 2
- [11] Assaf Hallak, Gal Dalal, Chen Tessler, Kelly Guo, Shie Manior, and Gal Chechik. Plamo: Plan and move in rich 3d physical environments. *arXiv preprint arXiv:2406.18237*, 2024. 2
- [12] Mohamed Hassan, Duygu Ceylan, Ruben Villegas, Jun Saito, Jimei Yang, Yi Zhou, and Michael Black. Samp. In *2021 IEEE/CVF International Conference on Computer Vision (ICCV)*, 2021. 1, 2, 7, 8, 9
- [13] Mohamed Hassan, Yunrong Guo, Tingwu Wang, Michael Black, Sanja Fidler, and Xue Bin Peng. Synthesizing physical character-scene interactions. In *ACM SIGGRAPH 2023 Conference Proceedings*, pages 1–9, 2023. 1, 2, 7, 9
- [14] Biao Jiang, Xin Chen, Wen Liu, Jingyi Yu, Gang Yu, and Tao Chen. Motiongpt: Human motion as a foreign language. *Advances in Neural Information Processing Systems*, 36:20067–20079, 2023. 2
- [15] Nan Jiang, Zhiyuan Zhang, Hongjie Li, Xiaoxuan Ma, Zan Wang, Yixin Chen, Tengyu Liu, Yixin Zhu, and Siyuan Huang. Scaling up dynamic human-scene interaction modeling. In *Proceedings of the IEEE/CVF Conference on Computer Vision and Pattern Recognition*, pages 1737–1747, 2024. 2
- [16] Jordan Juravsky, Yunrong Guo, Sanja Fidler, and Xue Bin Peng. Padl: Language-directed physics-based character control. In *SIGGRAPH Asia 2022 Conference Papers*, pages 1–9, 2022. 2, 3, 5
- [17] Viktor Makoviychuk, Lukasz Wawrzyniak, Yunrong Guo, Michelle Lu, Kier Storey, Miles Macklin, David Hoeller, Nikita Rudin, Arthur Allshire, Ankur Handa, et al. Isaac gym: High performance gpu-based physics simulation for robot learning. *arXiv preprint arXiv:2108.10470*, 2021. 1, 3
- [18] Ian Mason, Sebastian Starke, and Taku Komura. Real-time style modelling of human locomotion via feature-wise transformations and local motion phases. *Proceedings of the ACM on Computer Graphics and Interactive Techniques*, 5(1):1–18, 2022. 7
- [19] Liang Pan, Jingbo Wang, Buzhen Huang, Junyu Zhang, Haofan Wang, Xu Tang, and Yangang Wang. Synthesizing physically plausible human motions in 3d scenes. In *2024 International Conference on 3D Vision (3DV)*, pages 1498–1507. IEEE, 2024. 1, 2, 6, 7, 9
- [20] Xue Bin Peng, Pieter Abbeel, Sergey Levine, and Michiel Van de Panne. Deepmimic: Example-guided deep reinforcement learning of physics-based character skills. *ACM Transactions On Graphics (TOG)*, 37(4):1–14, 2018. 7
- [21] Xue Bin Peng, Pieter Abbeel, Sergey Levine, and Michiel Van de Panne. Deepmimic: Example-guided deep reinforcement learning of physics-based character skills. *ACM Transactions On Graphics (TOG)*, 37(4):1–14, 2018. 2
- [22] Xue Bin Peng, Ze Ma, Pieter Abbeel, Sergey Levine, and Angjoo Kanazawa. Amp: Adversarial motion priors for stylized physics-based character control. *TOG*, 2021. 2, 5, 7, 9
- [23] Xue Bin Peng, Yunrong Guo, Lina Halper, Sergey Levine, and Sanja Fidler. Ase: Large-scale reusable adversarial skill embeddings for physically simulated characters. *TOG*, 2022. 7
- [24] Xue Bin Peng, Yunrong Guo, Lina Halper, Sergey Levine, and Sanja Fidler. Ase: Large-scale reusable adversarial skill embeddings for physically simulated characters. *ACM Transactions On Graphics (TOG)*, 41(4):1–17, 2022. 2
- [25] Alec Radford, Jong Wook Kim, Chris Hallacy, Aditya Ramesh, Gabriel Goh, Sandhini Agarwal, Girish Sastry, Amanda Askell, Pamela Mishkin, Jack Clark, et al. Learning transferable visual models from natural language supervi-

- sion. In *International conference on machine learning*, pages 8748–8763. PMLR, 2021. 2, 5
- [26] Alberto Sanfeliu and King-Sun Fu. A distance measure between attributed relational graphs for pattern recognition. *IEEE transactions on systems, man, and cybernetics*, 1983. 5
- [27] Sebastian Starke, He Zhang, Taku Komura, and Jun Saito. Neural state machine for character-scene interactions. *ACM Transactions on Graphics*, 38(6):178, 2019. 1, 2, 6, 9
- [28] Jingkai Sun, Qiang Zhang, Yiqun Duan, Xiaoyang Jiang, Chong Cheng, and Renjing Xu. Prompt, plan, perform: Llm-based humanoid control via quantized imitation learning. In *2024 IEEE International Conference on Robotics and Automation (ICRA)*, pages 16236–16242. IEEE, 2024. 2, 3
- [29] Qingping Sun, Yanjun Wang, Ailing Zeng, Wanqi Yin, Chen Wei, Wenjia Wang, Haiyi Mei, Chi-Sing Leung, Ziwei Liu, Lei Yang, et al. Aios: All-in-one-stage expressive human pose and shape estimation. In *Proceedings of the IEEE/CVF Conference on Computer Vision and Pattern Recognition*, pages 1834–1843, 2024. 2
- [30] Guy Tevet, Brian Gordon, Amir Hertz, Amit H Bermano, and Daniel Cohen-Or. Motionclip: Exposing human motion generation to clip space. In *ECCV*. Springer, 2022. 2, 5, 6
- [31] Guy Tevet, Sigal Raab, Brian Gordon, Yoni Shafir, Daniel Cohen-or, and Amit Haim Bermano. Human motion diffusion model. In *The Eleventh International Conference on Learning Representations*, 2023. 7
- [32] Weilin Wan, Zhiyang Dou, Taku Komura, Wenping Wang, Dinesh Jayaraman, and Lingjie Liu. Tlcontrol: Trajectory and language control for human motion synthesis. *arXiv preprint arXiv:2311.17135*, 2023. 2
- [33] Jingbo Wang, Yu Rong, Jingyuan Liu, Sijie Yan, Dahua Lin, and Bo Dai. Towards diverse and natural scene-aware 3d human motion synthesis. In *Proceedings of the IEEE/CVF Conference on Computer Vision and Pattern Recognition*, pages 20460–20469, 2022. 1, 2, 6, 7
- [34] Jionghao Wang, Yuan Liu, Zhiyang Dou, Zhengming Yu, Yongqing Liang, Cheng Lin, Xin Li, Wenping Wang, Rong Xie, and Li Song. Disentangled clothed avatar generation from text descriptions. *arXiv preprint arXiv:2312.05295*, 2023. 2
- [35] Wenjia Wang, Yongtao Ge, Haiyi Mei, Zhongang Cai, Qingping Sun, Yanjun Wang, Chunhua Shen, Lei Yang, and Taku Komura. Zolly: Zoom focal length correctly for perspective-distorted human mesh reconstruction. In *Proceedings of the IEEE/CVF International Conference on Computer Vision*, pages 3925–3935, 2023. 2
- [36] Zan Wang, Yixin Chen, Tengyu Liu, Yixin Zhu, Wei Liang, and Siyuan Huang. Humanise: Language-conditioned human motion generation in 3d scenes. *Advances in Neural Information Processing Systems*, 35:14959–14971, 2022. 1, 2
- [37] Zan Wang, Yixin Chen, Baoxiong Jia, Puhao Li, Jinlu Zhang, Jingze Zhang, Tengyu Liu, Yixin Zhu, Wei Liang, and Siyuan Huang. Move as you say interact as you can: Language-guided human motion generation with scene affordance. In *Proceedings of the IEEE/CVF Conference on Computer Vision and Pattern Recognition*, pages 433–444, 2024. 2
- [38] Jungdam Won, Deepak Gopinath, and Jessica Hodgins. Physics-based character controllers using conditional vaes. *ACM Transactions on Graphics (TOG)*, 41(4):1–12, 2022. 6
- [39] Zeqi Xiao, Tai Wang, Jingbo Wang, Jinkun Cao, Wenwei Zhang, Bo Dai, Dahua Lin, and Jiangmiao Pang. Unified human-scene interaction via prompted chain-of-contacts. In *ICLR*, 2024. 1, 2, 3, 6, 7, 8, 9
- [40] Xinyu Xu, Yizheng Zhang, Yong-Lu Li, Lei Han, and Cewu Lu. Humanvla: Towards vision-language directed object rearrangement by physical humanoid. *arXiv preprint arXiv:2406.19972*, 2024. 2, 3
- [41] Hongwei Yi, Justus Thies, Michael J. Black, Xue Bin Peng, and Davis Rempe. Generating human interaction motions in scenes with text control. *arXiv:2404.10685*, 2024. 2
- [42] Mingyuan Zhang, Zhongang Cai, Liang Pan, Fangzhou Hong, Xinying Guo, Lei Yang, and Ziwei Liu. Motiandiffuse: Text-driven human motion generation with diffusion model. *arXiv preprint arXiv:2208.15001*, 2022. 2
- [43] Wanyue Zhang, Rishabh Dabral, Thomas Leimkühler, Vladislav Golyanik, Marc Habermann, and Christian Theobalt. Roam: Robust and object-aware motion generation using neural pose descriptors. In *2024 International Conference on 3D Vision (3DV)*, pages 1392–1402. IEEE, 2024. 2
- [44] Xiaohan Zhang, Bharat Lal Bhatnagar, Sebastian Starke, Vladimir Guzov, and Gerard Pons-Moll. Couch: Towards controllable human-chair interactions. In *European Conference on Computer Vision*, pages 518–535. Springer, 2022. 1, 2
- [45] Wenyang Zhou, Zhiyang Dou, Zeyu Cao, Zhouyingcheng Liao, Jingbo Wang, Wenjia Wang, Yuan Liu, Taku Komura, Wenping Wang, and Lingjie Liu. Emdm: Efficient motion diffusion model for fast and high-quality motion generation. In *European Conference on Computer Vision*, pages 18–38. Springer, 2025. 2

# SIMS: Simulating Human-Scene Interactions with Real World Script Planning

## Supplementary Material

### 7. Reward Functions

In this section, we introduce the reward functions in 3 parts: walk reward, contact reward, and get-up reward. Notably, the contact reward is used for Sit, Lie, and Reach skills.

- **Walk Reward.** The walk reward is defined in Equation 7.

The style reward is modeled using a motion discriminator. In contrast to [13], we do not condition the discriminator on the object context. The overall reward comprises the far, near, and standstill rewards. The standstill reward ensures that the humanoid remains static once the target position has been reached. Given a target position of character’s root  $x^*$ , a target direction  $d_t^*$ , and a target scalar velocity  $g_t^{vel}$ , the task reward is defined as:

$$r_t^G = \begin{cases} 0.4 r_t^{near} + 0.5 r_t^{far} + 0, & \|x^* - x_t^{root}\|^2 > 0.5 \\ 0.4 r_t^{near} + 0.5 + 0.1 r_t^{still}, & \text{otherwise} \end{cases} \quad (7)$$

$$r_t^{far} = 0.6 \exp(-0.5 \|x^* - x_t^{root}\|^2) + 0.2 \exp(-2.0 \|g_t^{vel} - d_t^* \cdot \dot{x}_t^{root}\|^2) + 0.2 \|d_t^* \cdot d_t^{facing}\|^2 \quad (8)$$

$$r_t^{near} = \exp(-10.0 \|x^* - x_t^{root}\|^2) \quad (9)$$

$$r_t^{still} = \exp(-2.0 \|\dot{x}_t^{root} - \dot{x}_{t-1}^{root}\|^2) \quad (10)$$

- **Contact Reward.** The contact reward is defined in Eq 11.

The far reward is to encourage the humanoid’s pelvis to reach the target coordinate  $x^*$  with the target speed  $g_t^{vel}$  and target direction  $d_t^*$ . Like UniHSI [39], the near reward encourages the humanoid’s certain joint to contact the nearest point in a certain part  $p^{goal}$  of the target object. The task reward is defined as:

$$r_t^G = \begin{cases} 0.6 r_t^{near} + 0.4 r_t^{far}, & \|x^* - x_t^{root}\|^2 > 0.5 \\ 0.6 r_t^{near} + 0.4, & \text{otherwise} \end{cases} \quad (11)$$

$$r_t^{far} = 0.5 \exp(-0.5 \|x^* - x_t^{root}\|^2) + 0.4 \exp(-2.0 \|g_t^{vel} - d_t^* \cdot \dot{x}_t^{root}\|^2) + 0.1 \|d_t^* \cdot d_t^{facing}\|^2 \quad (12)$$

$$r_t^{near} = \exp(-10.0 \sum_{j=1}^{15} \|g_t^j - x_t^j\|^2) \quad (13)$$

$$g_t^j = \min_{p_i \in p^{goal}} \|p_i - x_t^j\|$$

- **Getup Reward.** The GetUp skill is developed through step goals, which combine walk and contact rewards. If the contact goal has not been reached, the reward encourages the humanoid to sit or lie on the object. Conversely, when the contact goal is achieved, the reward motivates the humanoid to elevate its pelvis to a standing position. The formulation for this reward system aligns with that of the contact reward.

### 8. More Visualization

#### 8.1. Interaction Details

We show the following three skills with random text embeddings. Each embedding is performed for 8 seconds, and then the humanoid’s state and text embedding will be randomly reset.

**Sit skill.** Please see **demo\_sit.mp4**. The text descriptions used in **demo\_sit.mp4** are:

- *arms loosely, legs open*
- *hands behind head, cross-legged, lean back*
- *hands support on seat, legs straight*
- *hands support on seat, legs straight*
- *arms loosely, legs open*
- *legs straight, hands support body*
- *hands on thighs*
- *arms crossed, straight legs, feet crossed*
- *sit upright with hands on thighs*
- *legs straight, hands support body*
- *legs straight, hands support body*
- *hands behind head, lean back, cross-legged*
- *hands behind head, lean back, feet crossed*
- *hands behind head, legs straight*

**Lie skill.** Please see **demo\_lie.mp4**. The text descriptions used in **demo\_lie.mp4** are:

- *left leg bent*
- *side-lie on left, legs bent*
- *side-lie on left, legs crossed*
- *side lie on left, right hand on belly*
- *left leg bent*
- *right leg bent*
- *side-lie on right*

- *elbows supporting body, left leg bent*
- *hands on belly*
- *side-lying on right, legs bent*
- *side-lying on right, legs bent*
- *hands on belly, left leg bent*
- *side-lying on right*
- *hands on belly, right leg bent*
- *side lying on left with hands on belly*

**Walk** skill. Please see **demo\_walk.mp4**. The text descriptions used in **demo\_walk.mp4** are:

- *walk with knees bent*
- *skip steps running*
- *walk while talking on the phone with the left hand*
- *walk with the body leaning back*
- *walk on tiptoes*
- *tap chest lightly with both hands*
- *run and spin*
- *uplifted head walking*
- *walk while talking on the phone with the right hand*
- *walk like an old person*
- *rush anxiously forward*
- *walking slowly, hands behind back*
- *walk with depression*
- *walk with knees bent*
- *head bowed and body bent while walking*
- *walking drunkenly*
- *walk with the body leaning back*

## 8.2. Long-Term Motions

We show 4 long-term motions generated by our pipeline. We show demos in multi-room scenes by merging short scripts from different room types. The rooms are combined by an offset distance with bounding edges as walls.

**Story1.** Please see **demo1.mp4**.

- Theme: A person relaxes at home during the weekend, drinks cokes, and reads books.
- Final story: On a leisurely weekend, John decided to take some time for himself at home. He walked slowly to the first stool, his head bowed and body bent, as if weighed down by the week's fatigue. After a brief moment, he touched the stool with his right hand and settled in for a rest. Feeling a bit rejuvenated, John stood up and made his way to the multi-seat sofa, still keeping a relaxed posture. He lay down on the sofa, stretching out his right leg straight, enjoying the comfort it provided. After a short while, he got up and excitedly walked over to the dining table. With a playful touch of his left hand, he reached for a drink on the table, savoring the moment. A little tipsy from the drink, John ambled back to the first stool, this time sitting down with his legs open and leaning backward, completely relaxed. After some time, he got up

again, still in a light-hearted mood, and wandered over to the bookshelf. With a gentle touch of his left hand, he picked out a book, feeling the thrill of a new story. Finally, he made his way to the dining chair, where he settled in with the book in hand, ready to lose himself in its pages.

**Story2.** Please see **demo2.mp4**.

- Theme: A person is happy at first, but he is told in the phone that he fails the job interview and becomes very depressed.
- Final story: On a hopeful afternoon, Jake walked with big steps toward the wardrobe, filled with excitement as he prepared for a potential celebration. He touched the wardrobe with his left hand, imagining the outfit that would mark a successful day ahead. After choosing his clothes, Jake headed to the dressing table to check his appearance in the mirror. Just as he was feeling confident, his phone rang unexpectedly. He quickly walked to the armchair, answering the call, only to receive the disappointing news that he had not gotten the job he was hoping for. Feeling the weight of the rejection, Jake made his way to the loveseat, his head down and spirit deflated. He sat there, overwhelmed with sadness. After a moment, he stood up from the loveseat, struggling to shake off the disappointment. With a heavy heart, he walked to the dining table, hoping for a comforting drink, only to find it empty. Anxiously, he paced the room, searching for solace, before finally returning to the loveseat. He lay back down, propping himself up on his elbows, trying to find some relief from the emotional turmoil.

**Story3.** Please see **demo3.mp4**.

- Theme: A person enjoys a relaxed afternoon at home.
- Final story: On a bright Saturday afternoon, Emily felt a surge of childlike joy as she walked over to the bookshelf with her arms wide open. The excitement was palpable as she touched the shelf, searching for a comic book among the colorful spines. Once she found a comic that caught her eye, she made her way to the loveseat, taking big, enthusiastic steps. She plopped down on the soft couch, supporting herself with her hands, fully immersed in the moment. After a brief pause, Emily stood up from the loveseat, her energy still high. She bounced over to the coffee table, overflowing with eagerness. Finally, she sat down on the table, her right hand clutching the comic book, ready to dive into the adventures waiting within its pages.

**Story4.** Please see **demo4.mp4**.

- Theme: A person is dressing up and feels excited about the picnic tomorrow.

- Final story: On a cheerful morning, Sarah was filled with excitement as she thought about her upcoming picnic. She lay comfortably on her double bed, side-lying to the right, daydreaming about the adventures that awaited her. After a little while, she got up, feeling a rush of anticipation. With a bright smile, she walked excitedly toward the wardrobe, eager to find the perfect outfit for the picnic. Touching the wardrobe with her left hand, she discovered a stylish suit that caught her eye. Energized by her find, she dashed over to the second wardrobe, uncovering another good-looking suit that made her feel even more thrilled. Next, Sarah hurried to the dressing table, peering into the mirror and visualizing how great she would look in her chosen outfits. Her excitement grew as she walked eagerly into the living room, arms wide open, embracing the joy of the day ahead. In a playful mood, she skipped around the living room, her laughter echoing as she moved. Finally, she returned to the double bed, sitting down with her arms supporting her body, feeling relaxed and content as she continued to plan her perfect picnic.

## 9. Short Script Examples

We show some generated short script examples. In Tab. 6, we show emotion *Sad* and *Angry*. In Tab. 7, we show emotion *Drunk* (this is more appropriately defined as style) and emotion *Relaxed*. In Tab. 8, we show emotion *Happy* and emotion *Hurried*. In Tab. 9, we show emotion *Stressed* and emotion *Tired*.

## 10. Direct Generation vs. Script Matching

We compare the long-term scripts generated directly by the LLM with those produced using our script-matching method, illustrating our findings through three examples.

Example 1 (see Tab. 10) features a short story in which a person wins the lottery and experiences happiness. While the direct generation includes some basic keyframes, it lacks the vivid details that our method provides.

Examples 2 (refer to Tab. 11 and Tab. 12) depict a narrative where an individual searches for jewelry. The character becomes excited upon finding it and subsequently drinks wine. Notably, the direct generation omits the tactile skill altogether. In contrast, our method adds rich details, such as the character first searching the cabinet and then the bed. After drinking, the person amusingly attempts to touch a lamp—an example of the whimsical behavior one might expect from someone who is drunk.

Examples 3 (see Tab. 13 and Tab. 14) focus on a man who becomes sad and drunk while reminiscing about his deceased wife. Although the direct generation captures most of the essential keyframes, it falls short in providing the necessary details and embellishments that enhance the narrative.

Emotion: Sad	Emotion: Angry
Scene: Bedroom	Scene: Living Room
<pre> {   "summary": "The character walks around sadly and lies down               on the sofa in the living room.",   "keyframes": [     {       "skill": "loco",       "emotion/style": "depressed",       "caption": "walk with depression",       "furniture": "floor"     },     {       "skill": "sitdown",       "emotion/style": "painful, sad",       "caption": "hands holding head, legs extended",       "furniture": "armchair"     },     {       "skill": "standup",       "emotion/style": "neutral, calm",       "caption": "stand up",       "furniture": "armchair"     },     {       "skill": "loco",       "emotion/style": "tired, sad",       "caption": "head bowed and body bent while walking",       "furniture": "floor"     },     {       "skill": "liedown",       "emotion/style": "sad, stressed, tired",       "caption": "Lying down with right leg bent and hands                   covering face",       "furniture": "sofa"     }   ] } </pre>	<pre> {   "summary": "Character stomped around the bedroom,               feeling both anxious and angry, before sitting on               the bed and calming down.",   "keyframes": [     {       "skill": "loco",       "emotion/style": "anxious, angry",       "caption": "angrily walking",       "furniture": "floor"     },     {       "skill": "loco",       "emotion/style": "cold, disturbed, anxious",       "caption": "walk with arms crossed over chest",       "furniture": "floor"     },     {       "skill": "touch",       "emotion/style": "neutral, calm",       "caption": "An act of reaching high",       "furniture": "wardrobe"     },     {       "skill": "sitdown",       "emotion/style": "angry",       "caption": "crossing arms",       "furniture": "bed"     },     {       "skill": "standup",       "emotion/style": "neutral, calm",       "caption": "stand up",       "furniture": "bed"     }   ] } </pre>

Table 6. Short Script Examples of Emotion *Sad* and *Angry*.



Emotion: Drunk	Emotion: Relaxed
Scene: Bedroom	Scene: Living Room
<pre> {   "summary": "The character gets drunk and falls down in the bedroom.",   "keyframes": [     {       "skill": "loco",       "emotion/style": "drunk",       "caption": "walking drunkenly",       "furniture": "floor"     },     {       "skill": "touch",       "emotion/style": "neutral, calm",       "caption": "Low touch from a prone position",       "furniture": "cabinet"     },     {       "skill": "loco",       "emotion/style": "drunk",       "caption": "walking drunkenly",       "furniture": "floor"     },     {       "skill": "sitdown",       "emotion/style": "sad, drunk",       "caption": "right leg held, left leg stretched out",       "furniture": "bed"     },     {       "skill": "loco",       "emotion/style": "drunk",       "caption": "walking drunkenly",       "furniture": "floor"     },     {       "skill": "getup",       "emotion/style": "neutral, calm",       "caption": "get up",       "furniture": "floor"     },     {       "skill": "liedown",       "emotion/style": "tired",       "caption": "lying down, legs straight",       "furniture": "bed"     }   ] } </pre>	<pre> {   "summary": "Character experiences a mellow afternoon of relaxation in the living room.",   "keyframes": [     {       "skill": "sitdown",       "emotion/style": "relaxed, drunk",       "caption": "left leg straightened",       "furniture": "chair"     },     {       "skill": "standup",       "emotion/style": "neutral, calm",       "caption": "stand up",       "furniture": "chair"     },     {       "skill": "loco",       "emotion/style": "neutral, calm",       "caption": "smoothly forward walk",       "furniture": "floor"     },     {       "skill": "liedown",       "emotion/style": "relaxed",       "caption": "Lie down with legs crossed and right arm supporting the head",       "furniture": "sofa"     },     {       "skill": "getup",       "emotion/style": "neutral, calm",       "caption": "get up",       "furniture": "floor"     },     {       "skill": "touch",       "emotion/style": "neutral, calm",       "caption": "Low touch from a prone position",       "furniture": "lamp"     }   ] } </pre>

Table 7. Short Script Examples of Emotion *Drunk* and *Relaxed*.

Emotion: Happy	Emotion: Hurried
Scene: Bedroom	Scene: Living Room
<pre> {   "summary": "The character discovered a hidden treasure in the bedroom and celebrated joyfully.",   "keyframes": [     {       "skill": "loco",       "emotion/style": "happy, childish",       "caption": "run and spin",       "furniture": "floor"     },     {       "skill": "loco",       "emotion/style": "happy, childish",       "caption": "skip steps running",       "furniture": "floor"     },     {       "skill": "touch",       "emotion/style": "neutral, calm",       "caption": "An act of reaching high",       "furniture": "closet"     },     {       "skill": "loco",       "emotion/style": "happy, childish",       "caption": "excited walk",       "furniture": "floor"     },     {       "skill": "touch",       "emotion/style": "neutral, calm",       "caption": "touch medium height",       "furniture": "cabinet"     }   ] } </pre>	<pre> {   "summary": "The character hurriedly cleans up in the living room expecting guests soon.",   "keyframes": [     {       "skill": "loco",       "emotion/style": "hurried",       "caption": "rush anxiously forward",       "furniture": "table"     },     {       "skill": "touch",       "emotion/style": "neutral, calm",       "caption": "touch medium height",       "furniture": "shelf"     },     {       "skill": "loco",       "emotion/style": "hurried",       "caption": "walk with large steps",       "furniture": "sofa"     },     {       "skill": "touch",       "emotion/style": "neutral, calm",       "caption": "An act of reaching high",       "furniture": "lamp"     }   ] } </pre>

Table 8. Short Script Examples of Emotion *Happy* and *Hurried*.

Emotion: Stressed	Emotion: Tired
Scene: Living Room	Scene: Bedroom
<pre> {   "summary": "The character entered the living room,     burdened with stress and seriousness,     trying to find solace by sitting and lying around.",   "keyframes": [     {       "skill": "loco",       "emotion/style": "neutral, calm",       "caption": "smoothly forward walk",       "furniture": "floor"     },     {       "skill": "sitdown",       "emotion/style": "serious, stressed",       "caption": "sitting upright, hands placed on thighs",       "furniture": "sofa"     },     {       "skill": "getup",       "emotion/style": "neutral, calm",       "caption": "get up",       "furniture": "sofa"     },     {       "skill": "loco",       "emotion/style": "thinking, stressed",       "caption": "walking slowly, hands behind back",       "furniture": "floor"     },     {       "skill": "touch",       "emotion/style": "neutral, calm",       "caption": "touch medium height",       "furniture": "shelf"     },     {       "skill": "liedown",       "emotion/style": "stressed, uncomfortable",       "caption": "lying flat with hands over belly and knees bent",       "furniture": "sofa"     }   ] } </pre>	<pre> {   "summary": "The character felt tired and lay down on     the bed in the bedroom.",   "keyframes": [     {       "skill": "loco",       "emotion/style": "thinking",       "caption": "uplifted head walking",       "furniture": "floor"     },     {       "skill": "sitdown",       "emotion/style": "thinking, tired",       "caption": "legs extended, hands on floor for support",       "furniture": "armchair"     },     {       "skill": "standup",       "emotion/style": "neutral, calm",       "caption": "stand up",       "furniture": "armchair"     },     {       "skill": "loco",       "emotion/style": "neutral, calm",       "caption": "smoothly forward walk",       "furniture": "floor"     },     {       "skill": "liedown",       "emotion/style": "tired",       "caption": "lying down, legs straight",       "furniture": "bed"     }   ] } </pre>

Table 9. Short Script Examples of Emotion *Sad* and *Angry*.

Direct Generation	Script Matching
Theme:A character is sitting on the chair and becomes excited when he finds that he won a lottery, so he run excitedly around the room. And he relaxes on the sofa.	
<pre>{ "skill": "sitdown",   "emotion/style": "relaxed, happy",   "caption": "leaning back, legs straight,              hands supporting head",   "furniture": "sofa" }, { "skill": "standup",   "emotion/style": "neutral, calm",   "caption": "stand up",   "furniture": "sofa" }, { "skill": "loco",   "emotion/style": "happy, childish",   "caption": "run with open arms",   "furniture": "floor" }, { "skill": "loco",   "emotion/style": "happy, childish",   "caption": "skip steps running",   "furniture": "floor" }, { "skill": "sitdown",   "emotion/style": "relaxed, happy",   "caption": "leaning back, legs straight,              hands supporting head",   "furniture": "sofa" } ]</pre>	<pre>[ { 'skill': 'loco',   'emotion/style': 'happy, childish',   'caption': 'skip steps running',   'furnitures': 'floor' }, { 'skill': 'sitdown',   'emotion/style': 'relaxed, calm',   'caption': 'Resting hands on the armrests, legs spread apart',   'furnitures': 'armchair' }, { 'skill': 'standup',   'emotion/style': 'neutral, calm',   'caption': 'stand up',   'furnitures': 'floor' }, { 'skill': 'loco',   'emotion/style': 'happy, childish',   'caption': 'skip steps running',   'furnitures': 'floor' }, { 'skill': 'liedown',   'emotion/style': 'relaxed, calm',   'caption': 'lying, left foot on the floor',   'furnitures': 'sofa' }, { 'skill': 'getup',   'emotion/style': 'neutral, calm',   'caption': 'get up',   'furnitures': 'floor' }, { 'skill': 'loco',   'emotion/style': 'happy, childish',   'caption': 'skip steps running',   'furnitures': 'floor' }, { 'skill': 'loco',   'emotion/style': 'happy, childish',   'caption': 'skip steps running',   'furnitures': 'floor' }, { 'skill': 'loco',   'emotion/style': 'neutral, calm',   'caption': 'smoothly forward walk',   'furnitures': 'sofa' }, { 'skill': 'liedown',   'emotion/style': 'neutral, calm',   'caption': 'Legs are bent while lying flat',   'furnitures': 'sofa' } ]</pre>
Final Story	
<p>Sam sat on his sofa, relaxed, with his legs stretched out and hands supporting his head. His heart didn't dare to hope, but when he glanced at the lottery ticket and the numbers matched perfectly, his calm demeanor shattered into pure joy. Jumping up, Sam stood up from the sofa, his excitement undeniable. He ran around with open arms, like a child set free, spinning and dancing around the room in a joyous blur. His laughter echoed off the walls, the reality of winning a jackpot turning his daydreams into truth. Finally, utterly content, Sam flopped back onto the sofa, reclining comfortably again with his legs straight out, hands resting under his head, heart still racing with the thrill of his unexpected fortune.</p>	<p>As the sun dipped lower in the sky, casting warm hues across the room, John sat in his cozy living room with a ticket that could change his life forever. A cautious dial on the phone had his heart racing. His voice trembled when the operator confirmed, 'Congratulations, you're the jackpot winner!' Euphoria exploded within him as he leapt up from his chair, dancing around the living room like a carefree child. He galloped joyfully, his mind dizzy with possibilities. The room echoed with his laughter and cheers, as he reveled in the moment. After his energy slowly began to wane, he nestled into the plush embrace of the sofa, a tranquil afternoon fading into a serene evening. The tension of waiting melted away, leaving behind a relaxed, fulfilled sense of calm. Finally, John lay back, a soft sigh escaping his lips as he gazed up at the ceiling, dreams dancing in his eyes.</p>

Table 10. Direction Generation vs. script matching. Example 1.

Direct Generation	Script Matching
Theme: A character is searching for the jewellery under the bed. He finds it and he becomes excited, run around the house. He decided to drink a bottle of wine the celebrate and becomes drunken and rests on the sofa..	
<pre>[   {     "skill": "loco",     "emotion/style": "neutral, calm",     "caption": "steadily walking forward",     "furniture": "floor"   },   {     "skill": "loco",     "emotion/style": "neutral, calm",     "caption": "sidestepping",     "furniture": "bed"   },   {     "skill": "liedown",     "emotion/style": "relaxed, happy",     "caption": "lying with hands under head, legs crossed",     "furniture": "bed"   },   {     "skill": "getup",     "emotion/style": "neutral, calm",     "caption": "get up",     "furniture": "bed"   },   {     "skill": "loco",     "emotion/style": "neutral, calm",     "caption": "smoothly forward walk",     "furniture": "floor"   },   {     "skill": "loco",     "emotion/style": "happy, childish",     "caption": "run with open arms",     "furniture": "floor"   },   {     "skill": "loco",     "emotion/style": "happy, childish",     "caption": "run and spin",     "furniture": "floor"   },   {     "skill": "loco",     "emotion/style": "drunk",     "caption": "walking drunkenly",     "furniture": "floor"   },   {     "skill": "sitdown",     "emotion/style": "tired, depressed, drunk",     "caption": "lying back in chair, arms relaxed at sides",     "furniture": "sofa"   } ]</pre>	<pre>[   {     "skill": "loco",     "emotion/style": "hurried",     "caption": "rush anxiously forward",     "furnitures": "cabinet"   },   {     "skill": "touch",     "emotion/style": "neutral, calm",     "caption": "An act of reaching high",     "furnitures": "cabinet"   },   {     "skill": "loco",     "emotion/style": "hurried",     "caption": "walk with large steps",     "furnitures": "bed"   },   {     "skill": "touch",     "emotion/style": "neutral, calm",     "caption": "touch low height",     "furnitures": "bed"   },   {     "skill": "loco",     "emotion/style": "happy, childish",     "caption": "run and spin",     "furnitures": "floor"   },   {     "skill": "loco",     "emotion/style": "happy, childish",     "caption": "skip steps running",     "furnitures": "floor"   },   {     "skill": "loco",     "emotion/style": "happy, childish",     "caption": "excited walk",     "furnitures": "floor"   },   {     "skill": "touch",     "emotion/style": "neutral, calm",     "caption": "touch medium height",     "furnitures": "cabinet"   },   {     "skill": "loco",     "emotion/style": "drunk",     "caption": "walking drunkenly",     "furnitures": "floor"   } ]</pre>

Table 11. Direction Generation vs. script matching. Part 1 of Example 2.

Direct Generation	Script Matching
	<pre> {   "skill": "sitdown",   "emotion/style": "tired, depressed, drunk",   "caption": "lying back in chair, arms relaxed at sides",   "furnitures": "chair" }, {   "skill": "standup",   "emotion/style": "neutral, calm",   "caption": "stand up",   "furnitures": "chair" }, {   "skill": "loco",   "emotion/style": "zombie like, drunk",   "caption": "walk with the body leaning back",   "furnitures": "floor" }, {   "skill": "touch",   "emotion/style": "neutral, calm",   "caption": "touch medium height",   "furnitures": "lamp" }, {   "skill": "liedown",   "emotion/style": "tired",   "caption": "lying down, legs straight",   "furnitures": "sofa" }, ] </pre>
<p>Final Story</p> <p>Ethan entered his cozy bedroom, a sense of curiosity urging him to investigate the space beneath his bed. Steadily, he walked forward, sidestepping around the bed until he lay down, reaching for the spot he hoped held the treasure. With joy in his eyes, Ethan felt the cool touch of a hidden jewelry box. He grinned with triumph, got up eagerly, and walked with purpose through the house. His heart raced, each step lighter than the one before. Suddenly, a burst of excitement overtook him, and Ethan spread his arms wide, running joyously and spinning around as if he were a child again. Realizing the moment deserved celebration, he reached for a bottle of wine, savoring each sip with gratitude. But soon, the wine took its toll, and his steps began to sway drunkenly. Setting himself down on the sofa, he let his arms relax at his sides, feeling a wave of calm wash over him as he rested in blissful contentment.</p>	<p>Thomas had been searching frantically in the bedroom for the jewelry that had been carelessly misplaced. His heart raced as he overturned pillows and rummaged through drawers, desperation mounting with each unsuccessful attempt. Just when he thought all hope was lost, Thomas noticed a glimmer under the bed. Stretching out his hand, he grasped the coveted treasure and pulled it out, his face breaking into a wide smile. Elation consumed him; he couldn't contain his excitement. Running around the house with newfound energy, he celebrated his discovery joyfully. In his exuberance, Thomas decided to indulge in a bottle of wine, toasting himself for the successful find. Glass after glass, his inhibitions melted away, and he found himself stumbling through the house. Eventually, the effects of alcohol took their toll; he collapsed onto the bedroom floor, chuckling to himself, then staggered onto the bed. As the night progressed, he drifted aimlessly into the living room, the world swaying around him. Thomas allowed tiredness to overtake him and lay down on the floor, dreaming of further adventures to come.</p>

Table 12. Direction Generation vs. script matching. Part 2 of Example 2.

Direct Generation	Script Matching
Theme: The character ponders over an old photograph and reflects on memories in the living room. He then remembers his dead wife and becomes sad. He then decides to drink a bottle of wine and becomes drunken and rests on the sofa.	
<pre>[   {     "skill": "loco",     "emotion/style": "neutral, calm",     "caption": "smoothly forward walk",     "furnitures": "floor"   },   {     "skill": "sitdown",     "emotion/style": "thinking, stressed",     "caption": "sitting with head bowed, hands resting on thighs",     "furnitures": "armchair"   },   {     "skill": "standup",     "emotion/style": "neutral, calm",     "caption": "stand up",     "furnitures": "armchair"   },   {     "skill": "loco",     "emotion/style": "neutral, calm",     "caption": "smoothly forward walk",     "furnitures": "floor"   },   {     "skill": "touch",     "emotion/style": "neutral, calm",     "caption": "An act of reaching high",     "furnitures": "shelf"   },   {     "skill": "loco",     "emotion/style": "drunk",     "caption": "walking drunkenly",     "furnitures": "floor"   },   {     "skill": "sitdown",     "emotion/style": "tired, depressed, drunk",     "caption": "lying back in chair, arms relaxed at sides",     "furnitures": "armchair"   } ]</pre>	<pre>[   {     "skill": "loco",     "emotion/style": "thinking",     "caption": "uplifted head walking",     "furnitures": "floor"   },   {     "skill": "sitdown",     "emotion/style": "thinking, tired",     "caption": "legs extended, hands on floor for support",     "furnitures": "armchair"   },   {     "skill": "standup",     "emotion/style": "neutral, calm",     "caption": "stand up",     "furnitures": "floor"   },   {     "skill": "touch",     "emotion/style": "neutral, calm",     "caption": "touch medium height",     "furnitures": "table"   },   {     "skill": "loco",     "emotion/style": "neutral, calm",     "caption": "smoothly forward walk",     "furnitures": "floor"   },   {     "skill": "liedown",     "emotion/style": "neutral, calm",     "caption": "Legs are bent while lying flat",     "furnitures": "sofa"   },   {     "skill": "getup",     "emotion/style": "neutral, calm",     "caption": "get up",     "furnitures": "sofa"   },   {     "skill": "loco",     "emotion/style": "confident, thinking",     "caption": "walking with hands placed on the hips",     "furnitures": "floor"   },   {     "skill": "loco",     "emotion/style": "depressed",     "caption": "walk with depression",     "furnitures": "floor"   },   {     "skill": "sitdown",     "emotion/style": "sad, stressed",     "caption": "supporting head with hands, head bowed",     "furnitures": "chair"   } ]</pre>

Table 13. Direction Generation vs. script matching. Part 1 of Example 3.

Direct Generation	Script Matching
	<pre> {   "skill": "standup",   "emotion/style": "neutral, calm",   "caption": "stand up",   "furnitures": "chair" }, {   "skill": "touch",   "emotion/style": "neutral, calm",   "caption": "touch medium height",   "furnitures": "table" }, {   "skill": "loco",   "emotion/style": "drunk",   "caption": "walking drunkenly",   "furnitures": "floor" }, {   "skill": "loco",   "emotion/style": "drunk",   "caption": "walking drunkenly",   "furnitures": "table" }, {   "skill": "liedown",   "emotion/style": "tired",   "caption": "lying down, legs straight",   "furnitures": "sofa" }, } ] </pre>
<p>Final Story</p> <p>In the serene, muted light of the living room, James moved forward with a smooth, deliberate grace—a walk that mirrored the calm of his surroundings. He paused, lowering himself into the old armchair, his hands resting heavily on his thighs, his head bowed as memories from a forgotten photograph flooded back. The image of his deceased wife shimmered in his mind's eye, rekindling a sad, familiar ache in his chest. Rising with a neutral composure, he made his way to the shelf, reaching high to retrieve a forgotten vintage bottle of wine. Soon, his steps faltered into a drunken stumble, the room spinning gently around him as loneliness draped over his shoulders. Finally, he fell back into the armchair, his body succumbing to the tired, heavy feeling of the wine and memories mingling within him. His weary arms fell to his sides, the room's gentle quiet enveloping him in a comforting, if melancholic, embrace as he drifted into a nostalgic rest.</p>	<p>John sat quietly in the living room, the dim light casting soft shadows around him. In his hands, he held an old photograph, edges worn from years of fond viewing. It was of his wife, Mary, whose presence he dearly missed. Waves of memories washed over him, moments of laughter, whispers shared, and the comfort of silent companionship. A potent wave of sadness engulfed his heart, compelling him to seek solace in an untouched bottle of wine. The liquid was a temporary balm, warming his throat and numbing the ache in his chest. As the wine took hold, he meandered aimlessly around the room, each staggered step a tribute to the love he'd lost. Eventually, exhaustion claimed him, and he fell onto the sofa, surrendering to the weariness and wine. There, in the quiet sanctuary of their shared past, John succumbed to a drunken slumber, cradled by the echoes of days gone by.</p>

Table 14. Direction Generation vs. script matching. Part 2 of Example 3.