

The joint distribution of first return times and of the number of distinct sites visited by a 1D random walk before returning to the origin

Mordechai Gruda¹, Ofer Biham¹, Eytan Katzav¹ and Reimer Kühn²

¹ Racah Institute of Physics, The Hebrew University, Jerusalem 9190401, Israel

² Department of Mathematics, King's College London, Strand, London WC2R 2LS, UK

E-mail: mordechai.gruda@mail.huji.ac.il, ofer.biham@mail.huji.ac.il, eytan.katzav@mail.huji.ac.il, reimer.kuehn@kcl.ac.uk

Abstract.

We present analytical results for the joint probability distribution $P(T_{\text{FR}} = t, S = s)$ of first return (FR) times t and of the number of distinct sites s visited by a random walk (RW) on a one dimensional lattice before returning to the origin. The RW on a one dimensional lattice is recurrent, namely the probability to return to the origin is $P_{\text{R}} = 1$. However the mean $\langle T_{\text{FR}} \rangle$ of the distribution $P(T_{\text{FR}} = t)$ of first return times diverges. Similarly, the mean $\langle S \rangle$ of the distribution $P(S = s)$ of the number of distinct sites visited before returning to the origin also diverges. The joint distribution $P(T_{\text{FR}} = t, S = s)$ provides a formulation that controls these divergences and accounts for the interplay between the kinetic and geometric properties of first return trajectories. We calculate the conditional distributions $P(T_{\text{FR}} = t | S = s)$ and $P(S = s | T_{\text{FR}} = t)$. Using moment generating functions and combinatorial methods, we find that the conditional expectation value of first return times of trajectories that visit s distinct sites is $\mathbb{E}[T_{\text{FR}} | S = s] = \frac{2}{3}(s^2 + s + 1)$, and the variance is $\text{Var}(T_{\text{FR}} | S = s) = \frac{4}{45}(s-1)(s+2)(s^2 + s - 1)$. We also find that in the asymptotic limit, the conditional expectation value of the number of distinct sites visited by an RW that first returns to the origin at time $t = 2n$ is $\mathbb{E}[S | T_{\text{FR}} = 2n] \simeq \sqrt{\pi n}$, and the variance is $\text{Var}(S | T_{\text{FR}} = 2n) \simeq \pi \left(\frac{\pi}{3} - 1\right) n$. These results go beyond the important recent results of Klinger et al. [Klinger J, Barbier-Chebbah A, Voituriez R and Bénichou O 2022 *Phys. Rev. E* **105** 034116], who derived a closed form expression for the generating function of the joint distribution, but did not go further to extract an explicit expression for the joint distribution itself. The joint distribution provides useful insight on the efficiency of random search processes, in which the aim is to cover as many sites as possible in a given number of steps. A further challenge will be to extend this analysis to higher-dimensional lattices, where the first return trajectories exhibit complex geometries.

Keywords: random walk, first return time, Dyck paths, Catalan number, recurrence.

1. Introduction

Random walks (RW) on discrete lattices provide a useful tool for the analysis of particle diffusion, diffusion-mediated reactions and search processes [1, 2]. Consider an RW on a hypercubic lattice in d dimensions. Starting at time $t = 0$ from the origin $\vec{r}_0 = 0$, at each time step $t \geq 1$ an RW hops randomly to one of the $2d$ neighbors of its present site. The resulting trajectory takes the form $\vec{r}_0 \rightarrow \vec{r}_1 \rightarrow \dots \rightarrow \vec{r}_t \rightarrow \dots$, where \vec{r}_t is the site visited at time t . In some of the time steps the RW visits sites that have not been visited before, while in other time steps it revisits sites that have already been visited at earlier times [3–5]. The latter possibility may take place either via a backtracking move [6, 7], in which the RW returns to the site occupied in the previous time step or via a retroceding move [8], in which, after a backtracking move, the RW continues to hop backwards, revisiting sites it has visited three or more time steps earlier. In two and higher dimensional lattices, as well as in random and other complex networks, an RW may also return to a previously visited site via a closed cycle, in a move referred to as retracing [6, 7]. The probability to visit a new, previously unvisited site is crucial for the survival of foragers that consume the resources of the sites they visit. The statistics of life expectancies of such foragers has recently been studied on lattices of different dimensions [9–11].

An RW starting from the origin at time $t = 0$ may either return to the origin at a later time or may wander farther and farther away and never return to the origin. An RW that returns to the origin with probability $P_R = 1$ is called a recurrent RW, while an RW that returns to the origin with probability $P_R < 1$ is called a transient RW [2]. In a seminal paper by G. Pólya, published about 100 years ago, it was shown that an RW on a d -dimensional hypercubic lattice is recurrent in dimensions $d = 1, 2$ and transient in dimensions $d \geq 3$ [12]. It was subsequently shown that RWs on Bethe lattices of degree $k \geq 3$ are always transient [13–15]. This is in contrast to RWs on regular lattices and random networks of a finite size, which are always recurrent [8, 16]. Moreover, in finite systems the distribution of first return times exhibits an exponential tail [17]. In finite systems an RW may eventually visit all the sites in the system. The time at which the RW completes visiting all the sites in the system at least once is called the cover time. The distribution of cover times $P(T_C = t)$ has been studied for finite lattices and random networks of various geometries [18, 19].

For an RW starting from the origin $\vec{r} = 0$ at time $t = 0$, the first return (FR) time T_{FR} is the first time at which the RW returns to the origin [20]. The first return time varies between different instances of the RW trajectory and its properties can be captured by a suitable distribution [21]. The distribution of first return times is denoted by $P(T_{\text{FR}} = t)$. A more general problem involves the calculation of the first passage (FP) time T_{FP} , which is the first time at which an RW starting from a given initial site \vec{r}_0 at time $t = 0$ visits a specified target site [20, 22–24] or a set of target sites [20, 25]. The distribution of first passage times from a given initial site to a given target site is denoted by $P(T_{\text{FP}} = t)$.

The distribution of first passage times is important in a variety of dynamical processes. For example, consider an RW on a lattice, starting from a given initial site \vec{r}_0 at $t = 0$ such that there is a trap or sink at the origin, which locks and annihilates incoming RWs [26]. In this case, the fraction of RWs that survive the trap at time t is given by the tail distribution of first passage times, denoted by $P(T_{\text{FP}} > t)$. The distribution of first passage times on a one dimensional lattice can be used for the analysis of the gambler's ruin problem, providing the probability that a gambler will run out of cash after t rounds [27, 28].

While the statistics of first passage times provides useful information about the kinetics of random search processes, the number of distinct sites visited by an RW characterizes the geometry of the domain it has covered within a given time window. The mean number $\langle S \rangle_t$ of distinct sites visited by an RW on a one-dimensional lattice up to time t satisfies $\langle S \rangle_t \propto \sqrt{t}$, while in two dimensions it scales like $t/\ln t$ and in three and higher dimensions it scales linearly in t [3–5]. RWs on Bethe lattices satisfy $\langle S \rangle \propto t$, namely they behave similarly to RWs on high dimensional lattices [8, 19, 29]. Such behavior is maintained also for RWs on random networks of a finite size, as long as $t \ll N$, where N is the network size.

The interplay between the first passage time and the number of distinct sites visited is captured by the joint probability distribution $P(T_{\text{FP}} = t, S = s)$ of first passage times t and of the number of distinct sites s visited by an RW before reaching the target site for the first time. In a remarkable recent paper, Klinger et al. studied the joint distribution $P(T_{\text{FP}} = t, S = s)$ for a variety of random walk models on a one-dimensional lattice [30]. Using the backward equation and a generating function formulation, they derived the generating function of $P(T_{\text{FP}} = t, S = s)$, from which the joint distribution can be obtained by differentiation. However, they did not extract an explicit expression for the joint distribution itself. Klinger et al. also showed that the interplay between the space and time variables can be captured by a scaling function.

In this paper we focus on the special case of first-return trajectories of RWs on a one dimensional lattice. We utilize recent developments regarding the combinatorial properties of Dyck paths [31–36] to obtain analytical results for the joint distribution $P(T_{\text{FR}} = t, S = s)$ of first return (FR) times t and of the number of distinct sites s visited by an RW before returning to the origin. Using the joint distribution we calculate the conditional distributions $P(T_{\text{FR}} = t|S = s)$ and $P(S = s|T_{\text{FR}} = t)$. Using moment generating functions, we obtain closed-form expressions for the conditional expectation value $\mathbb{E}[T_{\text{FR}}|S = s]$ of first return times of first return trajectories that visit s distinct sites and the variance $\text{Var}(T_{\text{FR}}|S = s)$. We also obtain explicit expressions for the long-time limit of the conditional expectation value $\mathbb{E}[S|T_{\text{FR}} = 2n]$ of the number of distinct sites visited by an RW that first returns to the origin at time $t = 2n$ and the variance $\text{Var}(S|T_{\text{FR}} = 2n)$. The analytical results are found to be in very good agreement with the results obtained from computer simulations.

The paper is organized as follows. In Sec. 2 we present the random walk model on a one-dimensional lattice and review some useful results for the distribution $P(T_{\text{FR}} = t)$

of first return times. In Sec. 3 we derive the joint distribution of first return times and the number of distinct sites visited by an RW before returning to the origin. In Sec. 4 we calculate the conditional distribution $P(T_{\text{FR}} = t|S = s)$ of first return times under the condition that the RW has visited s distinct sites before returning to the origin. In Sec. 5 we calculate the mean and variance of $P(T_{\text{FR}} = t|S = s)$. In Sec. 6 we calculate the conditional distribution $P(S = s|T_{\text{FR}} = t)$ of the number of distinct sites visited by an RW whose first return time to the origin is t . In Sec. 7 we calculate the mean and variance of $P(S = s|T_{\text{FR}} = t)$. The results are discussed in Sec. 8 and summarized in Sec. 9. In Appendix A we consider different representations of the combinatorial factors that account for the number of first return trajectories of length $2n$ in which the RW visits s distinct sites before returning to the origin. In Appendix B we derive expressions for the moments of the conditional distribution $P(S = s|T_{\text{FR}} = t)$ that are amenable to efficient numerical evaluation.

2. First return times of a random walk on a one-dimensional lattice

Consider an RW on a one dimensional lattice, starting from the origin at time $t = 0$. At each time step $t \geq 1$ the RW hops into a nearest neighbor site, either on the right or on the left, with equal probabilities. The location of the RW at time t is denoted by x_t , which takes integer values. At even time steps the RW visits even sites, namely $x_{2n} = \pm 2m$, while at odd time steps it visits odd sites, namely $x_{2n+1} = \pm(2m + 1)$, where $m = 0, 1, 2, \dots, n$. This implies that the RW may return to the origin only at even time steps.

The mean number of distinct sites visited by a random walk on a one-dimensional lattice up to time t is given by [37]

$$\langle S \rangle_t \simeq \sqrt{\frac{8}{\pi}} \sqrt{t}. \tag{1}$$

The distribution of the number of distinct sites s visited by an RW on a one-dimensional lattice up to time t was recently studied [38]. The rate in which an RW discovers previously unvisited sites was studied in detail in higher dimensional lattices as well as in fractals and disordered media and its universal features were revealed [39]. In the special case of random regular graphs, a closed-form expression was obtained for the distribution of the number of distinct sites s visited by an RW up to time t [19].

Below we present the distribution of first return times. In case that at time $t = 1$ the RW hops to the right (left) hand side, the whole first return trajectory is located on the positive (negative) half of the lattice. Since the lattice is symmetric with respect to the origin and the RW hops to the right or to the left with equal probabilities, there is a one to one correspondence between first return trajectories that reside on the positive and on the negative sides. For simplicity, in the analysis below, we assume that at $t = 1$ the RW hops to the right, namely $x_1 = 1$.

Since the first return time must be even, we use the parametrization $P(T_{\text{FR}} = 2n)$,

where n is an integer. The probability that the RW will first return to the origin at time $t = 2n$, is given by [20]

$$P(T_{\text{FR}} = 2n) = C_{n-1} \left(\frac{1}{2}\right)^{2n-1}, \quad (2)$$

where

$$C_k = \frac{1}{k+1} \binom{2k}{k} \quad (3)$$

is the Catalan number [40, 41]. The Catalan number C_k counts the number of discrete mountain ranges of length $2k$ [40, 42, 43]. These mountain ranges, which are referred to as Dyck paths, describe RW trajectories on a one-dimensional lattice, starting from the origin at $t = 0$ and returning to the origin at $t = 2k$, where $x_t \geq 0$ for $0 \leq t \leq 2k$. Thus, the Catalan number C_k counts the number of RW trajectories on the non-negative part of the lattice that return to the origin at time $t = 2k$ (but not necessarily for the first time). The number of such RW trajectories that return to the origin for the *first* time at $t = 2k$ is given by C_{k-1} . The probability that an RW will follow each one of these trajectories is $(\frac{1}{2})^{2k-1}$. In a first return trajectory the number of steps to the right direction is equal to the number of steps to the left direction. Therefore, first return trajectories exist only for even values of the time $t = 2n$. In the trajectories considered here, the first step is always to the right, while the last step is always to the left. The other $t - 2$ steps can be ordered in many different ways, as long as at each intermediate time the number of steps to the right exceeds the number of steps to the left by at least 1.

The Catalan number can also be expressed in the form [40, 41]

$$C_k = \binom{2k}{k} - \binom{2k}{k+1}. \quad (4)$$

The expression of Eq. (4) clearly shows that the Catalan number must be an integer. The first term on the right hand side of Eq. (4) is a central binomial coefficient that counts all the RW trajectories that return to the origin after $2k$ steps. The second term on the right hand side of Eq. (4) counts the RW trajectories that cross the origin from the positive side to the negative side or vice versa before returning to the origin at time $t = 2k$. Thus, the difference between these two terms accounts for the number of RW trajectories that return to the origin after $2k$ steps without crossing the origin up to that time (including trajectories that visit the origin at time $t' = 2k' < 2k$ but do not cross to the other side).

In the long-time limit, applying the Stirling approximation on Eq. (2) yields $P(T_{\text{FR}} = 2n) \propto n^{-3/2}$. This is consistent with earlier results showing that the mean first return time $\langle T_{\text{FR}} \rangle$ diverges [12]. This observation motivates the consideration of methods to control the divergence of the mean first return time. A useful formulation that provides such control involves the joint distribution of the first return time and

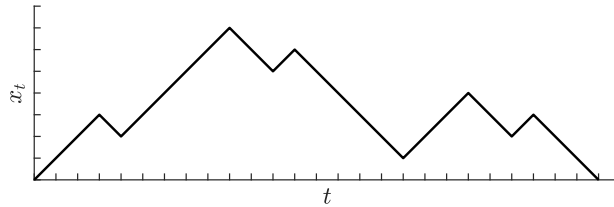


Figure 1. Illustration of a first return trajectory of an RW on a one-dimensional lattice. It shows the location x_t of the RW as a function of time, starting from the origin at $t = 0$ until it returns to the origin for the first time. The number s of distinct sites visited by the RW before returning to the origin (not including the origin itself) is given by the maximum value of x_t .

of the number of distinct sites visited by the RW before returning to the origin. This formulation is developed in the next section below.

3. The joint distribution of first return times and of the number of distinct sites visited by an RW before returning to the origin

First return trajectories of RWs on a one dimensional lattice exhibit an interplay between space and time. For example, RWs that reach large distances from the origin (and thus visit a large number of distinct sites) are also likely to take a long time to return to the origin, and vice versa. The detailed correlation between the first return time t and the number of distinct sites s visited by an RW before returning to the origin for the first time is captured by the joint probability distribution $P(T_{\text{FR}} = t, S = s)$. Below we derive an exact analytical expression for this joint distribution and explore its properties.

In Fig. 1 we present an illustration of a first return trajectory of an RW on a one-dimensional lattice. It shows the location x_t of the RW as a function of time, starting from the origin $x_0 = 0$ at time $t = 0$, until it returns to the origin for the first time at time t . The number s of distinct sites visited by the RW before returning to the origin (not including the origin itself) is given by the maximum height of the trajectory, or the maximum distance from the origin that the RW has reached along its path. Such trajectory is referred to as a random walk bridge [44].

In order to derive an equation for the joint distribution $P(T_{\text{FR}} = t, S = s)$ of first return times and of the number of distinct sites visited by an RW before returning to the origin, one needs more detailed combinatorial properties of the first return trajectories. More specifically, one needs to evaluate the combinatorial factor $T(n, s)$, which accounts for the number of RW trajectories on the positive half of the lattice that reach a maximum distance s before returning to the origin at time $t = 2n$. The combinatorial

factor $T(n, s)$ includes trajectories that return to the origin at earlier times $t' = 2n'$, where $0 < n' < n$, but does not include trajectories that cross the origin to the negative side. Since the RW needs to reach a distance s and return to the origin at time $t = 2n$, it is clear that $T(n, s) = 0$ for $s > n$. It is also clear that there is a single path for which $s = n$, namely $T(n, n) = 1$ for $n \geq 0$. The number of RW trajectories that reach a maximum distance of s before returning to the origin for the *first* time at $t = 2n$ is given by $T(n - 1, s - 1)$. This is due to the fact that in these trajectories the first step is always to the right and the last step is always to the left, thus the remaining RW trajectory is of length $t = 2(n - 1)$ and the maximum distance is $s - 1$.

The joint distribution of first return times and of the number of distinct sites visited by an RW before returning to the origin is given by

$$P(T_{\text{FR}} = 2n, S = s) = T(n - 1, s - 1) \left(\frac{1}{2}\right)^{2n-1}, \quad (5)$$

where $T(n, s)$ accounts for the number of RW trajectories of length $t = 2n$ that reach a maximum distance of s and may visit the origin but do not cross it to the negative side, before returning to the origin at time $t = 2n$. Such trajectories are known as bounded Dyck paths [31, 32].

Note that the initial site $x_0 = 0$ is not counted, namely s counts the number of distinct sites visited at times $1 \leq t' \leq 2n - 1$. The combinatorial factor $T(n, s)$ can be expressed in the form

$$T(n, s) = U(n, s) - U(n, s - 1), \quad (6)$$

where $U(n, s)$ is the number of RW trajectories of length $2n$ that reach a maximum distance which is smaller or equal to s , before returning to the origin (not necessarily for the first time) and do not cross to the negative side.

The combinatorial factor $U(n, s)$ was derived in Refs. [31, 45] and is given by

$$U(n, s) = \frac{2^{2n+1}}{s+2} \sum_{m=1}^{s+1} \sin^2\left(\frac{m\pi}{s+2}\right) \cos^{2n}\left(\frac{m\pi}{s+2}\right). \quad (7)$$

Since the largest possible number of distinct sites visited by an RW trajectory that returns to the origin at time $t = 2n$ is $s = n$, we conclude that $U(n, n)$ accounts for all the RW trajectories that do not cross the origin to the negative side and return to the origin at time $t = 2n$. This implies that $U(n, n) = C_n$, where C_n is the Catalan number, given by Eq. (3). This equality is shown explicitly in Appendix A.

Inserting $T(n, s)$ from Eq. (6) into Eq. (5) and using $U(n, s)$ from Eq. (7), we obtain

$$P(T_{\text{FR}} = 2n, S = s) = \frac{1}{s+1} \sum_{m=1}^s \sin^2 \left(\frac{m\pi}{s+1} \right) \cos^{2n-2} \left(\frac{m\pi}{s+1} \right) - \frac{1}{s} \sum_{m=1}^{s-1} \sin^2 \left(\frac{m\pi}{s} \right) \cos^{2n-2} \left(\frac{m\pi}{s} \right). \quad (8)$$

The generating functions of $U(n, s)$ with respect to n is given by

$$E_s(y) = \sum_{n=0}^{\infty} y^n U(n, s). \quad (9)$$

Inserting $U(n, s)$ from Eq. (7) into Eq. (9) and carrying out the summation, we obtain

$$E_s(y) = 2 \frac{(1 + \sqrt{1-4y})^{s+1} - (1 - \sqrt{1-4y})^{s+1}}{(1 + \sqrt{1-4y})^{s+2} - (1 - \sqrt{1-4y})^{s+2}}. \quad (10)$$

This generating function corresponds to the probability generating function presented in equation (6) of Klinger et al. [30].

Below we show that the combinatorial factor $U(n, s)$ satisfies the recursion equation

$$U(n+1, s) = \sum_{i=0}^n U(i, s-1) U(n-i, s). \quad (11)$$

Multiplying Eq. (11) by y^{n+1} and rearranging terms, one obtains

$$E_s(y) - U(0, s) = y E_{s-1}(y) E_s(y). \quad (12)$$

Inserting $U(0, s) = 1$ in Eq. (12) and rearranging terms, we obtain a recursion equation for $E_s(y)$, which takes the form

$$E_s(y) = \frac{1}{1 - y E_{s-1}(y)}. \quad (13)$$

Inserting $E_s(y)$ from Eq. (10) into Eq. (13), one can show that $U(n, s)$ indeed satisfies the recursion equation (11).

Using the trigonometric identity $\sin^2(\alpha) = 1 - \cos^2(\alpha)$, Eq. (7) can be expressed in the form

$$U(n, s) = 2^{2n+1} [F(n, s) - F(n+1, s)], \quad (14)$$

where

$$F(n, s) = \frac{1}{s+2} \sum_{m=0}^{s+1} \cos^{2n} \left(\frac{m\pi}{s+2} \right). \quad (15)$$

In Appendix A we summarize some useful properties of $F(n, s)$ and provide alternative expressions in terms of binomial coefficients, based on Refs. [33–36, 46]. Expressing the right hand side of Eq. (8) in terms of the function $F(n, s)$, we obtain

$$P(T_{\text{FR}} = 2n, S = s) = F(n-1, s-1) - F(n, s-1) - F(n-1, s-2) + F(n, s-2). \quad (16)$$

The distribution of the number of distinct sites visited by an RW before returning to the origin for the first time is given by

$$P(S = s) = \sum_{n=s}^{\infty} P(T_{\text{FR}} = 2n, S = s). \quad (17)$$

Inserting $P(T_{\text{FR}} = 2n, S = s)$ from Eq. (8) into Eq. (17), one obtains

$$\begin{aligned} P(S = s) &= \frac{1}{s+1} \sum_{m=1}^s \sin^2 \left(\frac{m\pi}{s+1} \right) \sum_{n=s}^{\infty} \cos^{2n-2} \left(\frac{m\pi}{s+1} \right) \\ &\quad - \frac{1}{s} \sum_{m=1}^{s-1} \sin^2 \left(\frac{m\pi}{s} \right) \sum_{n=s}^{\infty} \cos^{2n-2} \left(\frac{m\pi}{s} \right). \end{aligned} \quad (18)$$

The summations over n in Eq. (18) are simply geometric series, which can be easily calculated. Carrying out the summations over n , one obtains

$$P(S = s) = F(s-1, s-1) - F(s-1, s-2), \quad (19)$$

where $F(n, s)$ is given by Eq. (15). Using Eq. (A.5) in Appendix A to evaluate both terms on the right hand side of Eq. (19), we recover the known result [1]

$$P(S = s) = \frac{1}{s(s+1)}. \quad (20)$$

This is a fat-tailed power-law distribution in which RW trajectories that visit a very large number of distinct sites carry much weight. This can be attributed to the fact that the distribution of first return times is fat-tailed and to the strong correlation between the first return time of an RW trajectory and the number of distinct sites visited by the RW. In fact, the mean number of distinct sites $\langle S \rangle$ visited by an RW before returning to the origin diverges logarithmically.

From Eq. (20), one can obtain the tail distribution of the number of distinct sites visited by an RW before returning to the origin, which is given by $P(S \geq s) = 1/s$. This result is in agreement with Proposition 5.1.1 in Ref. [1], regarding the Gambler's ruin estimate. To illustrate this point consider a gambler who starts with an initial fortune of one dollar, and on each successive round either wins one dollar or loses one dollar with equal probabilities, until he/she gets ruined (runs out of cash). In this context, $P(S \geq s)$ is the probability that the gambler will amass at least s dollars at some point in the game before getting ruined.

In finite systems the number of distinct sites visited before an RW hits a target is bounded by the system size. In the case of a finite one-dimensional lattice the distribution $P(S = s)$ was calculated in Ref. [47].

4. The conditional distribution $P(T_{\text{FR}} = 2n|S = s)$

The conditional distribution of first return times of RWs under the condition that the number of distinct sites visited before returning to the origin is s , is given by

$$P(T_{\text{FR}} = 2n|S = s) = \frac{P(T_{\text{FR}} = 2n, S = s)}{P(S = s)}. \quad (21)$$

Inserting $P(T_{\text{FR}} = 2n, S = s)$ from Eq. (5) and $P(S = s)$ from Eq. (20) into Eq. (21), we obtain

$$P(T_{\text{FR}} = 2n|S = s) = s(s+1)T(n-1, s-1) \left(\frac{1}{2}\right)^{2n-1}. \quad (22)$$

Inserting $T(n, s)$ from Eq. (6) into Eq. (22), we obtain

$$P(T_{\text{FR}} = 2n|S = s) = s(s+1) [U(n-1, s-1) - U(n-1, s-2)] \left(\frac{1}{2}\right)^{2n-1}. \quad (23)$$

Inserting $U(n, s)$ from Eq. (7) into Eq. (23), we obtain

$$\begin{aligned} P(T_{\text{FR}} = 2n|S = s) &= s \sum_{m=1}^s \sin^2 \left(\frac{m\pi}{s+1} \right) \cos^{2n-2} \left(\frac{m\pi}{s+1} \right) \\ &\quad - (s+1) \sum_{m=1}^{s-1} \sin^2 \left(\frac{m\pi}{s} \right) \cos^{2n-2} \left(\frac{m\pi}{s} \right). \end{aligned} \quad (24)$$

In Fig. 2 we present analytical results (solid line) for the conditional probability distribution $P(T_{\text{FR}} = t|S = s)$ of first return times of RWs that have visited $s = 8$ distinct sites before returning to the origin for the first time. The analytical results, obtained from Eq. (24), are in very good agreement with the results obtained from computer simulations (circles). The simulation results presented in this paper are based on a set of 10^7 first return trajectories. The number of first return trajectories for which $s = 8$ is $N(s = 8) = 138,544$. Using standard methods for the analysis of statistical errors, it is found that the error bars for the simulation results are negligibly small.

In the asymptotic long time limit, where $n \gg s$, the tail of $P(T_{\text{FR}} = 2n|S = s)$ decays exponentially according to

$$P(T_{\text{FR}} = 2n|S = s) \simeq 2s \tan^2 \left(\frac{\pi}{s+1} \right) \cos^{2n} \left(\frac{\pi}{s+1} \right). \quad (25)$$

5. The mean and variance of $P(T_{\text{FR}} = 2n|S = s)$

Below we calculate the moments of the conditional distribution $P(T_{\text{FR}} = 2n|S = s)$, denoted by

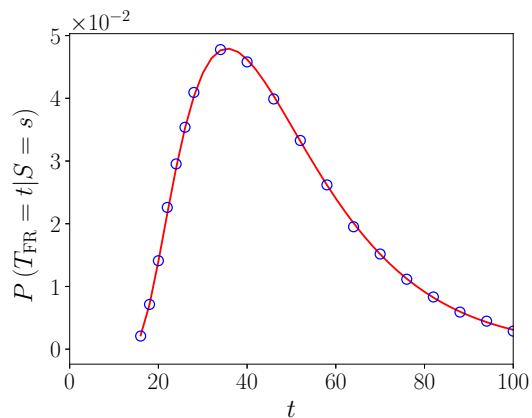


Figure 2. Analytical results (solid line) for the conditional probability distribution $P(T_{\text{FR}} = t|S = s)$ of first return times $t = 2n$ of RWs that have visited $s = 8$ distinct sites before returning to the origin for the first time. The analytical results, obtained from Eq. (24), are in very good agreement with the results obtained from computer simulations (circles).

$$\mathbb{E}[T_{\text{FR}}^r|S = s] = \sum_{n=1}^{\infty} (2n)^r P(T_{\text{FR}} = 2n|S = s). \quad (26)$$

To this end, we use the moment generating function

$$R_s(x) = \sum_{n=1}^{\infty} e^{2nx} P(T_{\text{FR}} = 2n|S = s). \quad (27)$$

Inserting $P(T_{\text{FR}} = 2n|S = s)$ from Eq. (22) into Eq. (27), we obtain

$$R_s(x) = s(s+1) \frac{e^{2x}}{2} \sum_{n=0}^{\infty} T(n, s-1) \left(\frac{e^x}{2}\right)^{2n}. \quad (28)$$

Using Eq. (6), we rewrite Eq. (28) in the form

$$R_s(x) = s(s+1) \frac{e^{2x}}{2} \left[\sum_{n=0}^{\infty} U(n, s-1) \left(\frac{e^x}{2}\right)^{2n} - \sum_{n=0}^{\infty} U(n, s-2) \left(\frac{e^x}{2}\right)^{2n} \right]. \quad (29)$$

The right hand side of Eq. (29) can be expressed in terms of the generating function $E_s(y)$, defined in Eq. (9). Eq. (29) can thus be rewritten in the form

$$R_s(x) = s(s+1) \frac{e^{2x}}{2} \left[E_{s-1} \left(\frac{e^{2x}}{4} \right) - E_{s-2} \left(\frac{e^{2x}}{4} \right) \right]. \quad (30)$$

The r th moment of $P(T_{\text{FR}} = 2n|S = s)$ can be expressed in terms of the r th derivative of $R_s(x)$, in the form

$$\mathbb{E}[T_{\text{FR}}^r|S = s] = \frac{d^r R_s(x)}{dx^r} \Big|_{x=0}. \quad (31)$$

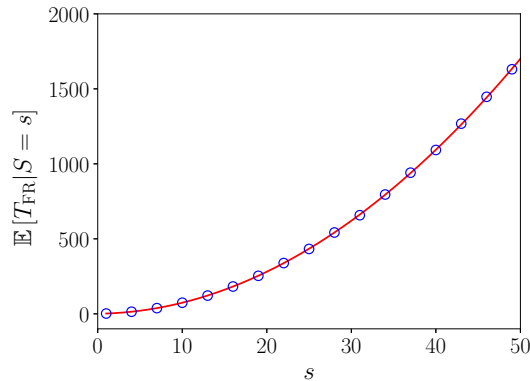


Figure 3. Analytical results (solid line) for the expectation value $\mathbb{E}[T_{\text{FR}}|S = s]$ of the first return time of RWs that have visited s distinct sites before returning to the origin for the first time, as a function of s . The analytical results, obtained from Eq. (32), are in very good agreement with the results obtained from computer simulations (circles).

Inserting $R_s(x)$ from Eqs. (30) and (10) into the right hand side of Eq. (31) and evaluating the first derivative ($r = 1$) at $x = 0$, we obtain the first moment of the conditional distribution, which is given by

$$\mathbb{E}[T_{\text{FR}}|S = s] = \frac{2}{3}(s^2 + s + 1). \quad (32)$$

Evaluating the second derivative ($r = 2$) on the right hand side of Eq. (31), we obtain

$$\mathbb{E}[T_{\text{FR}}^2|S = s] = \frac{4}{45}(6s^4 + 12s^3 + 13s^2 + 7s + 7). \quad (33)$$

In Fig. 3 we present analytical results (solid line) for the expectation value $\mathbb{E}[T_{\text{FR}}|S = s]$ of the first return time of RWs that have visited s distinct sites before returning to the origin for the first time. The analytical results, obtained from Eq. (32), are in very good agreement with the results obtained from computer simulations (circles).

The variance of the conditional probability distribution is given by

$$\text{Var}(T_{\text{FR}}|S = s) = \mathbb{E}[T_{\text{FR}}^2|S = s] - (\mathbb{E}[T_{\text{FR}}|S = s])^2. \quad (34)$$

Inserting $\mathbb{E}[T_{\text{FR}}|S = s]$ from Eq. (32) and $\mathbb{E}[T_{\text{FR}}^2|S = s]$ from Eq. (33) into Eq. (34), we obtain

$$\text{Var}(T_{\text{FR}}|S = s) = \frac{4}{45}(s - 1)(s + 2)(s^2 + s - 1). \quad (35)$$

In Fig. 4 we present analytical results (solid line) for the variance $\text{Var}(T_{\text{FR}}|S = s)$ of the conditional distribution of first return times of RWs that have visited s distinct sites before returning to the origin for the first time, as a function of s . The analytical results, obtained from Eq. (35), are in very good agreement with the results obtained from computer simulations (circles).

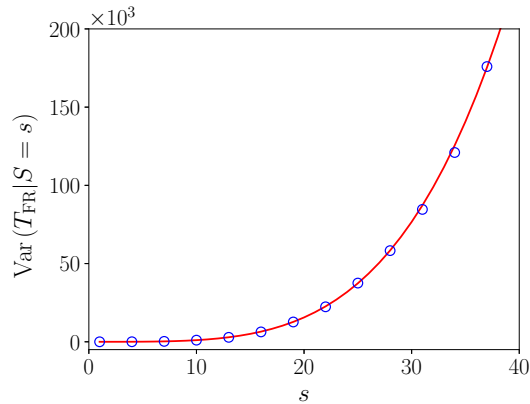


Figure 4. Analytical results (solid line) for the variance $\text{Var}(T_{\text{FR}}|S = s)$ of the conditional distribution of first return times of RWs that have visited s distinct sites before returning to the origin for the first time, as a function of s . The analytical results, obtained from Eq. (35), are in very good agreement with the results obtained from computer simulations (circles).

6. The conditional distribution $P(S = s|T_{\text{FR}} = 2n)$

The conditional probability that an RW visited s distinct sites, before returning to the origin for the first time at $t = 2n$, is given by

$$P(S = s|T_{\text{FR}} = 2n) = \frac{P(T_{\text{FR}} = 2n, S = s)}{P(T_{\text{FR}} = 2n)}. \quad (36)$$

Inserting $P(T_{\text{FR}} = t, S = s)$ from Eq. (5) and $P(T_{\text{FR}} = 2n)$ from Eq. (2) into Eq. (36), we obtain

$$P(S = s|T_{\text{FR}} = 2n) = \frac{T(n-1, s-1)}{C_{n-1}}. \quad (37)$$

Inserting $T(n-1, s-1)$ from Eq. (6) into Eq. (37), we obtain

$$P(S = s|T_{\text{FR}} = 2n) = \frac{1}{C_{n-1}} [U(n-1, s-1) - U(n-1, s-2)]. \quad (38)$$

Inserting $U(n, s)$ from Eq. (14) into Eq. (38), we obtain

$$P(S = s|T_{\text{FR}} = 2n) = \frac{2^{2n+1}}{C_{n-1}} [F(n, s) - F(n+1, s) - F(n, s-1) + F(n+1, s-1)], \quad (39)$$

where $F(n, s)$ may be expressed either by Eq. (15), Eq. (A.4) or by Eq. (A.5).

In Fig. 5 we present analytical results (solid line) for the conditional probability distribution $P(S = s|T_{\text{FR}} = t)$ of the number of distinct sites visited by RWs whose first return time to the origin is $t = 80$. The analytical results, obtained from Eq. (37), are in very good agreement with the results obtained from computer simulations (circles).

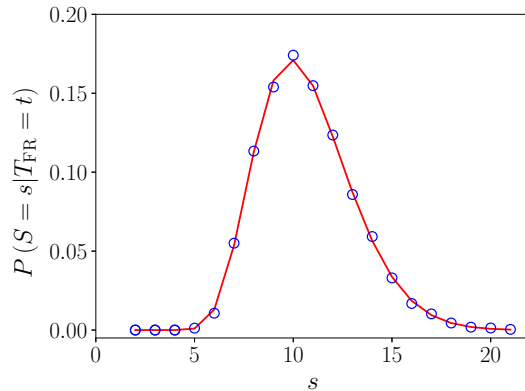


Figure 5. Analytical results (solid line) for the conditional probability distribution $P(S = s|T_{\text{FR}} = t)$ of the number of distinct sites visited by RWs whose first return time to the origin is $t = 80$. The analytical results, obtained from Eq. (37), are in very good agreement with the results obtained from computer simulations (circles).

In the simulation results, the number of first return trajectories for which $t = 80$ is $N(t = 80) = 11,413$. Using standard methods for the analysis of statistical errors, it is found that the error bars for the simulation results are negligibly small.

The cumulative distribution $P(S \leq s|T_{\text{FR}} = 2n)$ is given by

$$P(S \leq s|T_{\text{FR}} = 2n) = \sum_{s'=0}^s P(S = s'|T_{\text{FR}} = 2n). \quad (40)$$

Inserting $P(S = s|T_{\text{FR}} = 2n)$ from Eq. (37) into Eq. (40), we obtain

$$P(S \leq s|T_{\text{FR}} = 2n) = \frac{U(n-1, s-1)}{C_{n-1}}. \quad (41)$$

An asymptotic analysis of $P(S \leq s|T_{\text{FR}} = 2n)$, in the large n limit is presented on page 329 in Ref. [32]. In this analysis s is expressed in the form $s = x\sqrt{n}$, where x is a continuous variable. It is shown that in the large n limit the random variable S/\sqrt{n} obeys a Theta distribution, expressed by

$$P\left(\frac{S}{\sqrt{n}} \leq x\right) = \frac{4\pi^{5/2}}{x^3} \sum_{j=0}^{\infty} j^2 e^{-\pi^2 j^2/x^2}. \quad (42)$$

7. The mean and variance of $P(S = s|T_{\text{FR}} = 2n)$

Below we calculate the first two moments of the conditional distribution $P(S = s|T_{\text{FR}} = 2n)$, denoted by

$$\mathbb{E}[S^r|T_{\text{FR}} = 2n] = \sum_{s=1}^n s^r P(S = s|T_{\text{FR}} = 2n), \quad (43)$$

where $r = 1$ and 2 , respectively. Inserting $P(S = s|T_{\text{FR}} = 2n)$ from Eq. (37) into Eq. (43), we obtain

$$\mathbb{E}[S^r|T_{\text{FR}} = 2n] = \frac{1}{C_{n-1}} \sum_{s=1}^n s^r T(n-1, s-1). \quad (44)$$

Inserting $T(n-1, s-1)$ from Eq. (6) into Eq. (44), we obtain

$$\mathbb{E}[S^r|T_{\text{FR}} = 2n] = \frac{1}{C_{n-1}} \sum_{s=1}^n s^r U(n-1, s-1) - \frac{1}{C_{n-1}} \sum_{s=2}^n s^r U(n-1, s-2). \quad (45)$$

Inserting $U(n, s)$ from Eq. (7) into Eq. (45), we obtain

$$\begin{aligned} \mathbb{E}[S^r|T_{\text{FR}} = 2n] = & \\ & \frac{2^{2n-1}}{C_{n-1}} \sum_{s=1}^n \frac{s^r}{s+1} \sum_{m=1}^s \left[\cos^{2n-2} \left(\frac{m\pi}{s+1} \right) - \cos^{2n} \left(\frac{m\pi}{s+1} \right) \right] \\ & - \frac{2^{2n-1}}{C_{n-1}} \sum_{s=2}^n \frac{s^r}{s} \sum_{m=1}^{s-1} \left[\cos^{2n-2} \left(\frac{m\pi}{s} \right) - \cos^{2n} \left(\frac{m\pi}{s} \right) \right]. \end{aligned} \quad (46)$$

Eq. (46) provides the conditional moment $\mathbb{E}[S^r|T_{\text{FR}} = 2n]$ in terms of two double sums. Each double sum includes $n^2/2$ terms, where each term includes differences of high powers of trigonometric functions. This combination makes the evaluation of the sums very difficult when n becomes large. One difficulty is due to the mere complexity, namely the number of steps in the calculation. Another difficulty stems from the extremely high precision that is required for the evaluation of the differences between the terms in the square brackets. In practice, the evaluation of $\mathbb{E}[S^r|T_{\text{FR}} = 2n]$ via Eq. (46) for $n = 1000$ is already challenging.

In Appendix B, we derive expressions for the first two conditional moments $\mathbb{E}[S^r|T_{\text{FR}} = 2n]$, $r = 1, 2$, which are much easier to evaluate than Eq. (46). This is done by expressing the right hand side of Eq. (46) in terms of binomial coefficients. For the first moment ($r = 1$), it yields

$$\begin{aligned} \mathbb{E}[S|T_{\text{FR}} = 2n] = & 7 - \frac{30n}{(n+1)(n+2)} - \frac{n}{\binom{2n-2}{n-1}} \times \\ & \sum_{s=1}^{\lfloor \frac{n-3}{3} \rfloor} \left[4 \sum_{k=3}^{\lfloor \frac{n-1}{s+1} \rfloor} \binom{2n-2}{n-1+k(s+1)} - \sum_{k=3}^{\lfloor \frac{n}{s+1} \rfloor} \binom{2n}{n+k(s+1)} \right], \end{aligned} \quad (47)$$

where $\lfloor x \rfloor$ is the integer part of x . Eq. (47) provides the conditional mean $\mathbb{E}[S|T_{\text{FR}} = 2n]$ in terms of binomial coefficients, which are easier to evaluate than the high powers of trigonometric functions, which appear on the right hand side of Eq. (B.5). Using Eq. (47) we managed to perform direct numerical evaluation of $\mathbb{E}[S|T_{\text{FR}} = 2n]$ with $n = 10^6$.

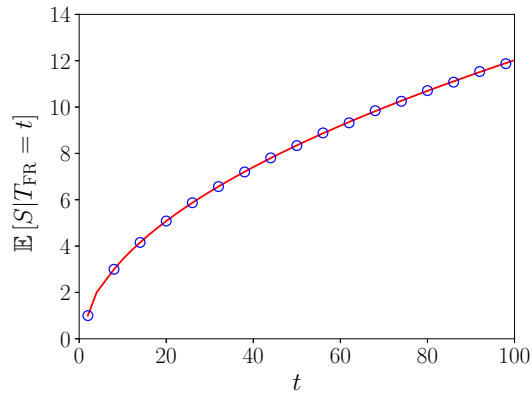


Figure 6. Analytical results (solid line) for the conditional expectation value $\mathbb{E}[S|T_{\text{FR}} = t]$ of the number of distinct sites visited by an RW whose first return time to the origin is t . The analytical results, obtained from Eq. (47), are in very good agreement with the results obtained from computer simulations (circles).

In Fig. 6 we present analytical results (solid line) for the conditional expectation value $\mathbb{E}[S|T_{\text{FR}} = t]$ of the number of distinct sites visited by RWs whose first return time to the origin is t . The analytical results, obtained from Eq. (47), are in very good agreement with the results obtained from computer simulations (circles).

Using direct numerical evaluation of the right hand side of Eq. (47), with very high precision, and fitting the results to the anticipated scaling form in the limit of large n , it is found that the tail of $\mathbb{E}[S|T_{\text{FR}} = 2n]$ satisfies

$$\mathbb{E}[S|T_{\text{FR}} = 2n] \simeq \sqrt{\frac{\pi}{2}} \sqrt{2n}. \quad (48)$$

The great precision that can be achieved using Eq. (47) is the key to being able to obtain this asymptotic result.

In order to explore the convergence of $\mathbb{E}[S|T_{\text{FR}} = 2n]$ towards its asymptotic form in the large n limit, we examine the difference

$$\Delta_1 = 1 - \frac{\mathbb{E}[S|T_{\text{FR}} = 2n]}{\sqrt{\frac{\pi}{2}} \sqrt{2n}}, \quad (49)$$

where $\mathbb{E}[S|T_{\text{FR}} = 2n]$ is evaluated by Eq. (47).

In Fig. 7 we present analytical results (+ symbols) for the difference Δ_1 , as a function of the time $t = 2n$. The analytical results are obtained from Eq. (49), where the conditional expectation value $\mathbb{E}[S|T_{\text{FR}} = t]$ is calculated by direct numerical evaluation of Eq. (47). These results are well fitted by

$$\Delta_1 = \frac{1}{2\sqrt{\pi n}}, \quad (50)$$

which is shown by a dashed line. This confirms that the tail of $\mathbb{E}[S|T_{\text{FR}} = t]$ satisfies Eq. (48), where $t = 2n$, and suggests the next order, namely

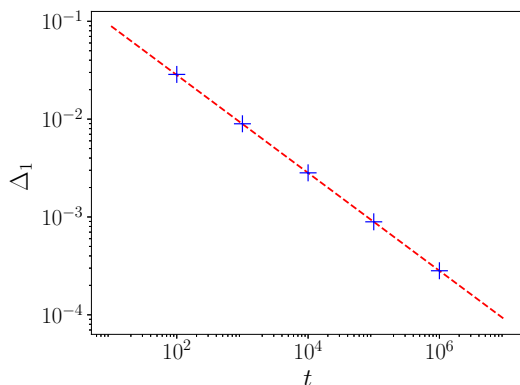


Figure 7. Analytical results (+ symbols) for the difference Δ_1 , given by Eq. (49), as a function of the time t . These results are obtained by direct numerical evaluation of $\mathbb{E}[S|T_{\text{FR}} = t]$, using Eq. (47). These results are well fitted by Eq. (50), represented by the dashed line. We thus conclude that the tail of $\mathbb{E}[S|T_{\text{FR}} = t]$ follows Eq. (48), namely $\mathbb{E}[S|T_{\text{FR}} = t] \simeq \sqrt{\frac{\pi}{2}}\sqrt{t}$.

$$\mathbb{E}[S|T_{\text{FR}} = t] \simeq \sqrt{\frac{\pi}{2}}\sqrt{t} - \frac{1}{2}. \quad (51)$$

This result is consistent with Eq. (69) in Chapter V (page 329) of Ref. [32].

To evaluate the second conditional moment $\mathbb{E}[S^2|T_{\text{FR}} = 2n]$, given by Eq. (46), in Appendix B we express it in terms of binomial coefficients. This yields

$$\begin{aligned} \mathbb{E}[S^2|T_{\text{FR}} = 2n] &= \frac{5}{2}n + \frac{41}{4} + \frac{60}{n+1} - \frac{120}{n+2} + \frac{3}{4(2n-3)} \\ &- \mathbb{E}[S|T_{\text{FR}} = 2n] - \frac{2n}{\binom{2n-2}{n-1}} \sum_{s=1}^{\lfloor \frac{n-3}{3} \rfloor} (s+1) \times \\ &\left[4 \sum_{k=3}^{\lfloor \frac{n-1}{s+1} \rfloor} \binom{2n-2}{n-1+k(s+1)} - \sum_{k=3}^{\lfloor \frac{n}{s+1} \rfloor} \binom{2n}{n+k(s+1)} \right]. \end{aligned} \quad (52)$$

Using direct numerical evaluation of the right hand side of Eq. (52), with very high precision, and fitting the results to the anticipated scaling form in the limit of large n , it is found that the tail of $\mathbb{E}[S^2|T_{\text{FR}} = 2n]$ satisfies

$$\mathbb{E}[S^2|T_{\text{FR}} = 2n] \simeq \frac{\pi^2}{3}n - \sqrt{\pi n}. \quad (53)$$

The leading order of all the moments of $P(S = s|T_{\text{FR}} = 2n)$ is presented in Eq. (70) in Chapter V (page 329) of Ref. [32], and is given by

$$\mathbb{E}[S^r|T_{\text{FR}} = 2n] \simeq [r(r-1)\Gamma(r/2)\zeta(r)]n^{r/2}, \quad (54)$$

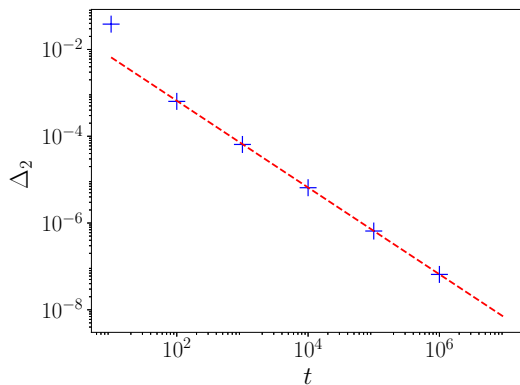


Figure 8. Analytical results (+ symbols) for the difference Δ_2 , given by Eq. (55), as a function of the time t . The analytical results are obtained by direct numerical evaluation of $\mathbb{E}[S^2|T_{\text{FR}} = t]$, using Eq. (52). These results are well fitted by Eq. (56), represented by the dashed line. We thus conclude that the tail of $\mathbb{E}[S^2|T_{\text{FR}} = t]$ follows Eq. (53), namely $\mathbb{E}[S|T_{\text{FR}} = t] \simeq \frac{\pi^2}{6}t - \sqrt{\frac{\pi}{2}}\sqrt{t}$.

where $\Gamma(x)$ is the gamma function and $\zeta(x)$ is the Riemann zeta function [48]. The leading order on the right hand side of Eq. (53) is in agreement with Eq. (54), where $r = 2$. However, the subleading term on the right hand side of Eq. (53) is new.

In order to explore the convergence of $\mathbb{E}[S^2|T_{\text{FR}} = 2n]$ towards its asymptotic form in the large n limit, we examine the difference

$$\Delta_2 = 1 - \frac{\mathbb{E}[S^2|T_{\text{FR}} = 2n]}{\frac{\pi^2}{3}n - \sqrt{\pi n}}, \quad (55)$$

where $\mathbb{E}[S^2|T_{\text{FR}} = 2n]$ is evaluated by Eq. (52).

In Fig. 8 we present analytical results (+ symbols) for the difference Δ_2 , given by Eq. (55), as a function of $t = 2n$. The analytical results are obtained by direct numerical evaluation of $\mathbb{E}[S^2|T_{\text{FR}} = t]$, using Eq. (52). These results are well fitted by

$$\Delta_2 = \frac{\pi^2}{150n}, \quad (56)$$

which is shown by a dashed line. This confirms that the tail of $\mathbb{E}[S^2|T_{\text{FR}} = t]$ follows Eq. (53), where $t = 2n$. It also suggests the form of the next subleading term, implying that

$$\mathbb{E}[S^2|T_{\text{FR}} = t] \simeq \frac{\pi^2}{6}t - \sqrt{\frac{\pi}{2}}\sqrt{t} - \frac{\pi^4}{450}. \quad (57)$$

Note that unlike the leading term on the right hand side of Eq. (57), which appeared in Ref. [32], the two subleading terms were not known before.

The variance of $P(S = s|T_{\text{FR}} = t)$ is given by

$$\text{Var}(S|T_{\text{FR}} = t) = \mathbb{E}[S^2|T_{\text{FR}} = t] - (\mathbb{E}[S|T_{\text{FR}} = t])^2. \quad (58)$$

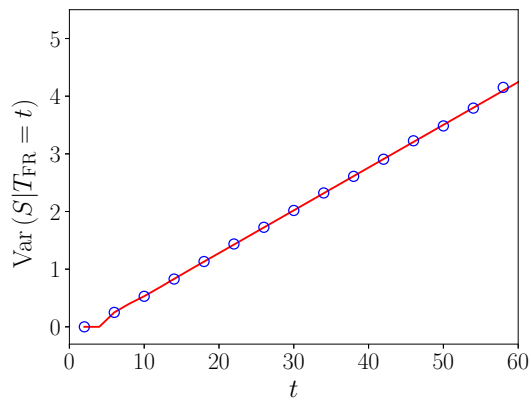


Figure 9. Analytical results (solid line) for the variance $\text{Var}(S|T_{\text{FR}} = t)$ of the distribution of the number of distinct sites visited by an RW whose first return time to the origin is t . The analytical results, obtained from Eq. (58), are in very good agreement with the results obtained from computer simulations (circles).

In Fig. 9 we present analytical results (solid line) for the variance $\text{Var}(S|T_{\text{FR}} = t)$ of the distribution of the number of distinct sites visited by an RW whose first return time to the origin is t . The analytical results are obtained from Eq. (58), where $\mathbb{E}[S^2|T_{\text{FR}} = t]$ is given by Eq. (52) and $\mathbb{E}[S|T_{\text{FR}} = t]$ is given by Eq. (47). They are in very good agreement with the results obtained from computer simulations (circles).

8. Discussion

In this paper we address the relation between the first return time of an RW trajectory and the number of distinct sites visited by the RW before returning to the origin. To this end, we consider the joint distribution $P(T_{\text{FR}} = t, S = s)$, from which we extract the conditional distributions $P(T_{\text{FR}} = t|S = s)$ and $P(S = s|T_{\text{FR}} = t)$. The importance of the joint distribution $P(T_{\text{FR}} = t, S = s)$ stems from the fact that it captures the interplay between the kinetic and the geometric properties of the first return trajectories [30]. Unlike the marginal distributions $P(T_{\text{FR}} = t)$ and $P(S = s)$, which exhibit diverging first moments, the two conditional distributions that emerge from $P(T_{\text{FR}} = t, S = s)$ exhibit finite moments. As a result, they provide a solid theoretical framework, which is crucial for the study of the kinetic and geometric properties of first return trajectories.

Using a generating function approach, we calculate the conditional expectation value $\mathbb{E}[T_{\text{FR}}|S = s]$ and the variance $\text{Var}(T_{\text{FR}}|S = s)$. In the large s limit it is found that $\mathbb{E}[T_{\text{FR}}|S = s] \simeq \frac{2}{3}s^2$ and $\text{Var}(T_{\text{FR}}|S = s) \simeq \frac{4}{45}s^4$. We also calculate the conditional expectation value $\mathbb{E}[S|T_{\text{FR}} = t]$ and the variance $\text{Var}(S|T_{\text{FR}} = t)$. In the limit of large t it is found that $\mathbb{E}[S|T_{\text{FR}} = t] \simeq \sqrt{\frac{\pi}{2}}\sqrt{t} + \mathcal{O}(1)$ and the variance $\text{Var}(S|T_{\text{FR}} = t) \simeq \left(\frac{\pi^2}{6} - \frac{\pi}{2}\right)t - \sqrt{\frac{\pi}{2}}\sqrt{t} + \mathcal{O}(1)$.

It is interesting to compare the conditional expectation value $\mathbb{E}[S|T_{\text{FR}} = t]$ of the number of distinct sites visited by an RW before returning to the origin for the first

time at time t , given by Eq. (48), and the mean number of distinct sites $\langle S \rangle_t$ visited by an RW up to time t , given by Eq. (1). Both quantities scale like \sqrt{t} , however the pre-factor of $\mathbb{E}[S|T_{\text{FR}} = t]$ is smaller than the pre-factor of $\langle S \rangle_t$. This appears to be due to the condition that first return trajectories are required to return to the origin at time t . As a result, for a period of time before returning to the origin, the RW must retrace its path backwards toward the origin and during this time it cannot visit new sites. This is unlike the unconditioned RW trajectories that may visit new sites at any time step up to time t .

The symmetric RW studied in this paper is a special case of a more general RW model in which at each time step the RW moves to the right with probability p or to the left with probability $q = 1 - p$. In case that $p > 1/2$ the RW is biased to the right, while in case that $p < 1/2$ the RW is biased to the left. Here we focus on the case in which in the first step the RW moves to the right, namely $x_1 = 1$. In case that $p > 1/2$ the RW becomes transient and the return probability to the origin is $P_{\text{R}} = (1 - p)/p$. In case that $p < 1/2$ the RW is recurrent, namely $P_{\text{R}} = 1$ and the mean first return time becomes finite and is given by $\langle T_{\text{FR}} \rangle = 2(1 - p)/(1 - 2p)$. The case of $p = q = 1/2$ is special in the sense that in this case the RW is recurrent but the mean first return time to the origin diverges. Results for the joint generating function of biased RWs were recently derived in Ref. [30].

In recent years there has been much interest in resetting RWs [49]. At each time step a resetting RW may either hop randomly to one of the neighboring sites or all the way to the origin (a resetting step). As a result, in a resetting RW the first return process may occur either via normal diffusion or via resetting. Resetting RWs on a one dimensional lattice are recurrent, and unlike the case ordinary RWs the mean first return time of a resetting RW is finite. Results for the joint generating function for RWs with resetting were recently presented in Ref. [30].

9. Summary

We presented analytical results for the joint distribution $P(T_{\text{FR}} = t, S = s)$ of FR times t and of the number of distinct sites s visited by an RW on a one dimensional lattice before returning to the origin. These results provide a formulation that controls the divergences in the distributions $P(T_{\text{FR}} = t)$ and $P(S = s)$ and accounts for the interplay between the kinetic and geometric properties of first return trajectories. We calculated the conditional distributions $P(T_{\text{FR}} = t|S = s)$ and $P(S = s|T_{\text{FR}} = t)$. Using moment generating functions and combinatorial methods, we found that the conditional expectation value of first return times of trajectories that visit s distinct sites is $\mathbb{E}[T_{\text{FR}}|S = s] = \frac{2}{3}(s^2 + s + 1)$, and the variance is $\text{Var}(T_{\text{FR}}|S = s) = \frac{4}{45}(s - 1)(s + 2)(s^2 + s - 1)$. We also found that in the asymptotic limit, the conditional expectation value of the number of distinct sites visited by an RW that first returns to the origin at time $t = 2n$ is $\mathbb{E}[S|T_{\text{FR}} = 2n] \simeq \sqrt{\pi n}$, and the variance is $\text{Var}(S|T_{\text{FR}} = 2n) \simeq \pi \left(\frac{\pi}{3} - 1\right) n$. The analytical results were found to be in very

good agreement with the results obtained from computer simulations. These results go beyond the important recent results of Klinger et al. [30], who derived a closed form expression for the generating function of the joint distribution, but did not go further to extract an explicit expression for the joint distribution itself.

It will be interesting to generalize the analysis to a broader class of random walk models, which includes biased RWs and resetting RWs. In biased RWs on a one-dimensional lattice, the probability p to hop to the right and the probability $q = 1 - p$ to hop to the left are not the same, making the calculations more difficult. In resetting RWs one must distinguish between two types of first return processes, namely an ordinary diffusive return to the origin and return due to resetting.

A further challenge will be to extend this analysis to higher-dimensional lattices and to complex networks, where the first return trajectories exhibit complex geometries. Unlike the one dimensional case, in which the number of distinct sites s coincides with the maximum distance h from the origin, in higher dimensions these two quantities are not the same. In the case of complex networks, the joint distribution will provide useful insight on the efficiency of search, sampling and exploration processes using RWs [50,51], in which the aim is to cover as many distinct sites as possible in a given number of steps.

Appendix A. Properties of $F(n, s)$

In this Appendix we analyze the properties of the combinatorial coefficient $F(n, s)$, given by Eq. (15). In the special case of $s = n$, one can show that [46]

$$F(n, n) = \binom{2n}{n} \frac{1}{2^{2n}}. \tag{A.1}$$

Inserting $F(n, n)$ from Eq. (A.1) into Eq. (14) it is found that indeed $U(n, n) = C_n$, namely it captures all the first return trajectories of length $t = 2n$. More surprisingly, it turns out that for any values of $s \geq n$, $F(n, s)$ is also given by [46]

$$F(n, s) = \binom{2n}{n} \frac{1}{2^{2n}}, \tag{A.2}$$

namely it does not depend on s . The case of $s > n$ is not relevant to first return trajectories because the largest distance that can be reached by an RW in such trajectory is $s = n$. In fact, in case that $s > n$ the sum expressed by $F(n, s)$ is equal to the corresponding integral, namely

$$F(n, s) = \int_0^1 \cos^{2n}(\pi x) dx. \tag{A.3}$$

This implies that when $s > n$ the Riemann sum, which consist of intervals whose width is $1/(s + 2)$, is sufficiently refined that it coincides with the corresponding integral. In other words, it implies that in case that $s > n$ the corrections associated with the Euler-Maclaurin expansion vanish.

More generally, it can be shown that for any combination of n and s , the combinatorial factor $F(n, s)$ can be expressed in terms of binomial coefficients in the form [33–36]

$$F(n, s) = \frac{1}{2^{2n}} \sum_{k=-\lfloor \frac{n}{s+2} \rfloor}^{\lfloor \frac{n}{s+2} \rfloor} \binom{2n}{n+k(s+2)}. \quad (\text{A.4})$$

In order to distinguish between the case of $s+2 \leq n$ and the case of $s+2 > n$ in a more transparent way, Eq. (A.4) can be written in the form

$$F(n, s) = \begin{cases} \frac{1}{2^{2n}} \binom{2n}{n} & n < s+2 \\ \frac{1}{2^{2n}} \binom{2n}{n} + \frac{1}{2^{2n-1}} \sum_{k=1}^{\lfloor \frac{n}{s+2} \rfloor} \binom{2n}{n+k(s+2)} & n \geq s+2 \end{cases} \quad (\text{A.5})$$

Inserting the right hand side of Eq. (A.5) into Eq. (14), the combinatorial factor $U(n, s)$ can be expressed in the form

$$U(n, s) = \frac{1}{2} \sum_{k=-\lfloor \frac{n}{s+2} \rfloor}^{\lfloor \frac{n}{s+2} \rfloor} \left[4 \binom{2n}{n+k(s+2)} - \binom{2n+2}{n+1+k(s+2)} \right]. \quad (\text{A.6})$$

For large values of n , the numerical evaluation of $U(n, s)$ may become computationally heavy. In case that $U(n, s)$ is evaluated via Eq. (7), the number of terms in the summation is s , while in case that it is evaluated via Eq. (A.6) the number of terms is of order $\lfloor n/s \rfloor$. This implies that for $s < \sqrt{n}$ it is more efficient to evaluate $U(n, s)$ via Eq. (7), while for $s > \sqrt{n}$ it is more efficient to use Eq. (A.6).

Appendix B. Efficient evaluation of the moments $\mathbb{E}[S^r | T_{\text{FR}} = 2n]$

In this Appendix we derive expressions for the conditional moments $\mathbb{E}[S^r | T_{\text{FR}} = 2n]$, where $r = 1$ and 2 , which are easier to calculate by direct numerical evaluation than Eq. (47). To this end, we replace the double sums over high powers of trigonometric functions by double sums of binomial coefficients. The latter sums consist of a smaller number of terms, which can be evaluated more efficiently and to higher precision.

Shifting the summation index in the second term of Eq. (46) from s to $s-1$, we obtain

$$\begin{aligned} \mathbb{E}[S^r | T_{\text{FR}} = 2n] = & \quad (\text{B.1}) \\ & \frac{2^{2n-1}}{C_{n-1}} \sum_{s=1}^n \frac{s^r}{s+1} \sum_{m=1}^s \left[\cos^{2n-2} \left(\frac{m\pi}{s+1} \right) - \cos^{2n} \left(\frac{m\pi}{s+1} \right) \right] \\ & - \frac{2^{2n-1}}{C_{n-1}} \sum_{s=1}^{n-1} \frac{(s+1)^r}{s+1} \sum_{m=1}^s \left[\cos^{2n-2} \left(\frac{m\pi}{s+1} \right) - \cos^{2n} \left(\frac{m\pi}{s+1} \right) \right]. \end{aligned}$$

Setting the upper limits of both summations at $s = n - 1$ and presenting separately the $s = n$ term from the first summation, we obtain

$$\begin{aligned} \mathbb{E}[S^r | T_{\text{FR}} = 2n] = & \\ & \frac{2^{2n-1}}{C_{n-1}} \sum_{s=1}^{n-1} \frac{s^r - (s+1)^r}{s+1} \sum_{m=1}^s \left[\cos^{2n-2} \left(\frac{m\pi}{s+1} \right) - \cos^{2n} \left(\frac{m\pi}{s+1} \right) \right] \\ & + \frac{2^{2n-1}}{C_{n-1}} \frac{n^r}{n+1} \sum_{m=1}^n \left[\cos^{2n-2} \left(\frac{m\pi}{n+1} \right) - \cos^{2n} \left(\frac{m\pi}{n+1} \right) \right]. \end{aligned} \quad (\text{B.2})$$

Expressing the second term on the right hand side of Eq. (B.2) in terms of $F(n, s)$, given by Eq. (15), we obtain

$$\begin{aligned} \mathbb{E}[S^r | T_{\text{FR}} = 2n] = & \\ & \frac{2^{2n-1}}{C_{n-1}} \sum_{s=1}^{n-1} \frac{s^r - (s+1)^r}{s+1} \sum_{m=1}^s \left[\cos^{2n-2} \left(\frac{m\pi}{s+1} \right) - \cos^{2n} \left(\frac{m\pi}{s+1} \right) \right] \\ & + \frac{2^{2n-1}}{C_{n-1}} n^r [F(n-1, n-1) - F(n, n-1)]. \end{aligned} \quad (\text{B.3})$$

Evaluating the second term on the right hand side of Eq. (B.3), using Eq. (A.5), we obtain

$$\begin{aligned} \mathbb{E}[S^r | T_{\text{FR}} = 2n] = n^r + & \frac{2^{2n-1}}{C_{n-1}} \sum_{s=1}^{n-1} \frac{s^r - (s+1)^r}{s+1} \times \\ & \sum_{m=1}^s \sin^2 \left(\frac{m\pi}{s+1} \right) \cos^{2n-2} \left(\frac{m\pi}{s+1} \right). \end{aligned} \quad (\text{B.4})$$

Inserting $r = 1$ in Eq. (B.4), we obtain an expression for the expected number of distinct nodes visited by an RW in a first return trajectory of length $t = 2n$. It is given by

$$\mathbb{E}[S | T_{\text{FR}} = 2n] = n - \frac{2^{2n-1}}{C_{n-1}} \sum_{s=1}^{n-1} \frac{1}{s+1} \sum_{m=1}^s \sin^2 \left(\frac{m\pi}{s+1} \right) \cos^{2n-2} \left(\frac{m\pi}{s+1} \right). \quad (\text{B.5})$$

Using a trigonometric identity, we write Eq. (B.5) in the form

$$\mathbb{E}[S | T_{\text{FR}} = 2n] = n - \frac{2^{2n-1}}{C_{n-1}} \sum_{s=1}^{n-1} [F(n-1, s-1) - F(n, s-1)]. \quad (\text{B.6})$$

Inserting $F(n, s)$ from Eq. (A.5) into Eq. (B.6), we obtain

$$\begin{aligned} \mathbb{E}[S|T_{\text{FR}} = 2n] = & n - \frac{n}{2\binom{2n-2}{n-1}} \sum_{s=1}^{n-1} \left[4 \binom{2n-2}{n-1} - \binom{2n}{n} + 8 \sum_{k=1}^{\lfloor \frac{n-1}{s+1} \rfloor} \binom{2n-2}{n-1+k(s+1)} \right. \\ & \left. - 2 \sum_{k=1}^{\lfloor \frac{n}{s+1} \rfloor} \binom{2n}{n+k(s+1)} \right]. \end{aligned} \quad (\text{B.7})$$

Rearranging terms, we obtain

$$\begin{aligned} \mathbb{E}[S|T_{\text{FR}} = 2n] = & 1 - \frac{n}{\binom{2n-2}{n-1}} \times \\ & \sum_{s=1}^{n-1} \left[4 \sum_{k=1}^{\lfloor \frac{n-1}{s+1} \rfloor} \binom{2n-2}{n-1+k(s+1)} - \sum_{k=1}^{\lfloor \frac{n}{s+1} \rfloor} \binom{2n}{n+k(s+1)} \right]. \end{aligned} \quad (\text{B.8})$$

Separating the $s = n - 1$ term and the $k = 1$ term from the rest of the sum, we obtain

$$\begin{aligned} \mathbb{E}[S|T_{\text{FR}} = 2n] = & 1 + \frac{n}{\binom{2n-2}{n-1}} \\ & - \frac{n}{\binom{2n-2}{n-1}} \sum_{s=1}^{n-2} \left[4 \binom{2n-2}{n-1+(s+1)} - \binom{2n}{n+(s+1)} \right] \\ & - \frac{n}{\binom{2n-2}{n-1}} \sum_{s=1}^{\lfloor \frac{n-2}{2} \rfloor} \left[4 \sum_{k=2}^{\lfloor \frac{n-1}{s+1} \rfloor} \binom{2n-2}{n-1+k(s+1)} - \sum_{k=2}^{\lfloor \frac{n}{s+1} \rfloor} \binom{2n}{n+k(s+1)} \right]. \end{aligned} \quad (\text{B.9})$$

Evaluating the first three terms, we obtain

$$\begin{aligned} \mathbb{E}[S|T_{\text{FR}} = 2n] = & 4 - \frac{6}{n+1} \\ & - \frac{n}{\binom{2n-2}{n-1}} \sum_{s=1}^{\lfloor \frac{n-2}{2} \rfloor} \left[4 \sum_{k=2}^{\lfloor \frac{n-1}{s+1} \rfloor} \binom{2n-2}{n-1+k(s+1)} - \sum_{k=2}^{\lfloor \frac{n}{s+1} \rfloor} \binom{2n}{n+k(s+1)} \right]. \end{aligned} \quad (\text{B.10})$$

Separating the $s = (n - 2)/2$ term and the $k = 2$ term from the rest of the sum, we obtain

$$\begin{aligned} \mathbb{E}[S|T_{\text{FR}} = 2n] = & 7 - \frac{30n}{(n+1)(n+2)} \\ & - \frac{n}{\binom{2n-2}{n-1}} \sum_{s=1}^{\lfloor \frac{n-3}{3} \rfloor} \left[4 \sum_{k=3}^{\lfloor \frac{n-1}{s+1} \rfloor} \binom{2n-2}{n-1+k(s+1)} - \sum_{k=3}^{\lfloor \frac{n}{s+1} \rfloor} \binom{2n}{n+k(s+1)} \right]. \end{aligned} \quad (\text{B.11})$$

Eq. (B.11) provides a much more efficient evaluation of $\mathbb{E}[S|T_{\text{FR}} = 2n]$ than Eq. (46) with $r = 1$.

Below we present a derivation, whose aim is to obtain an expression for the second moment $\mathbb{E}[S^2|T_{\text{FR}} = 2n]$, which is amenable to efficient numerical evaluation. Inserting $r = 2$ in Eq. (B.4), we obtain

$$\mathbb{E}[S^2|T_{\text{FR}} = 2n] = n^2 - \frac{2^{2n-1}}{C_{n-1}} \sum_{s=1}^{n-1} \frac{2s+1}{s+1} \sum_{m=1}^s \sin^2\left(\frac{m\pi}{s+1}\right) \cos^{2n-2}\left(\frac{m\pi}{s+1}\right). \quad (\text{B.12})$$

Splitting the sum on the right hand side of Eq. (B.12) into two separate terms, using the fact that $2s+1 = 2(s+1) - 1$, we obtain

$$\begin{aligned} \mathbb{E}[S^2|T_{\text{FR}} = 2n] &= n^2 - 2 \frac{2^{2n-1}}{C_{n-1}} \sum_{s=1}^{n-1} \sum_{m=1}^s \sin^2\left(\frac{m\pi}{s+1}\right) \cos^{2n-2}\left(\frac{m\pi}{s+1}\right) \\ &+ \frac{2^{2n-1}}{C_{n-1}} \sum_{s=1}^{n-1} \frac{1}{s+1} \sum_{m=1}^s \sin^2\left(\frac{m\pi}{s+1}\right) \cos^{2n-2}\left(\frac{m\pi}{s+1}\right). \end{aligned} \quad (\text{B.13})$$

Using Eq. (B.5), we express the third term on the right hand side of Eq. (B.13) in terms of $\mathbb{E}[S|T_{\text{FR}} = 2n]$, and obtain

$$\begin{aligned} \mathbb{E}[S^2|T_{\text{FR}} = 2n] &= n^2 - 2 \frac{2^{2n-1}}{C_{n-1}} \sum_{s=1}^{n-1} \sum_{m=1}^s \sin^2\left(\frac{m\pi}{s+1}\right) \cos^{2n-2}\left(\frac{m\pi}{s+1}\right) \\ &+ \{n - \mathbb{E}[S|T_{\text{FR}} = 2n]\}. \end{aligned} \quad (\text{B.14})$$

Expressing the sum over trigonometric functions on the right hand side of Eq. (B.14) in terms of sums over binomial coefficients and rearranging terms, we obtain

$$\begin{aligned} \mathbb{E}[S^2|T_{\text{FR}} = 2n] &= \frac{5}{2}n + \frac{41}{4} + \frac{60}{n+1} - \frac{120}{n+2} + \frac{3}{4(2n-3)} \\ &- \mathbb{E}[S|T_{\text{FR}} = 2n] - \frac{2n}{\binom{2n-2}{n-1}} \sum_{s=1}^{\lfloor \frac{n-3}{3} \rfloor} (s+1) \times \\ &\left[4 \sum_{k=3}^{\lfloor \frac{n-1}{s+1} \rfloor} \binom{2n-2}{n-1+k(s+1)} - \sum_{k=3}^{\lfloor \frac{n}{s+1} \rfloor} \binom{2n}{n+k(s+1)} \right]. \end{aligned} \quad (\text{B.15})$$

Similar steps could be used to derive simplified expressions for higher moments as well.

References

- [1] Lawler G F and Limic V 2010 *Random Walk: A Modern Introduction* (Cambridge: Cambridge University Press)

- [2] Spitzer F 2001 *Principles of Random Walk, Second Edition* (New York: Springer)
- [3] Dvoretzky A and Erdős P 1951 Some problems on random walk in space, *Proc. Second Berkeley Symp. Math. Stat. Probab.*, edited by Neyman J, Univ. of Calif. Press, pp. 353
- [4] Vineyard G H 1963 The number of distinct sites visited in a random walk on a lattice *J. Math. Phys.* **4** 1191
- [5] Montroll E W and Weiss G H 1965 Random walks on lattices II *J. Math. Phys.* **6** 167
- [6] Tishby I, Biham O and Katzav E 2017 The distribution of first hitting times of random walks on Erdős–Rényi networks *J. Phys. A* **50** 115001
- [7] Tishby I, Biham O and Katzav E 2021 Analytical results for the distribution of first hitting times of random walks on random regular graphs *J. Phys. A* **54** 145002
- [8] Tishby I, Biham O and Katzav E 2021 Analytical results for the distribution of first return times of random walks on random regular graphs *J. Phys. A: Math. Theor.* **54** 325001
- [9] Bénichou O and Redner S 2014 Depletion-Controlled Starvation of a Diffusing Forager *Phys. Rev. Lett.* **113** 238101
- [10] Chupeau M, Bénichou O and Redner S 2016 Universality classes of foraging with resource renewal *Phys. Rev. E* **93** 032403
- [11] Bénichou O, Chupeau M and Redner S 2016 Role of depletion on the dynamics of a diffusing forager *J. Phys. A* **49** 394003
- [12] Pólya G 1921 Über eine aufgabe der wahrscheinlichkeitsrechnung betreffend die irrfahrt im strassennetz *Mathematische Annalen* **84** 149
- [13] Hughes B D and Sahimi M 1982 Random walks on the Bethe lattice *J. Stat. Phys.* **29** 781
- [14] Cassi D 1989 Random walks on Bethe lattices *Europhys. Lett.* **9** 627
- [15] Giacometti A 1995 Exact closed form of the return probability on the Bethe lattice *J. Phys. A* **28** L13
- [16] Kac M 1947 On the notion of recurrence in discrete stochastic processes, *Bull. Amer. Math. Soc.* **53** 1002
- [17] Harris T E 1952 First passage and recurrence distributions *Transactions of the American Mathematical Society* **73** 471
- [18] Cooper C and Frieze A M 2005 The cover time of random regular graphs *SIAM J. Discrete Math.* **18** 728
- [19] Tishby I, Biham O and Katzav E 2022 Analytical results for the distribution of cover times of random walks on random regular graphs *J. Phys. A: Math. Theor.* **55** 015003
- [20] Redner S 2001 *A Guide to First Passage Processes* (Cambridge: Cambridge University Press)
- [21] Kostinski S and Amir A 2016 An elementary derivation of first and last return times of 1D random walks *Am. J. Phys.* **84** 57
- [22] Tishby I, Biham O and Katzav E 2022 Analytical results for the distribution of first passage times of random walks on random regular graphs *J. Stat. Mech.* 113403
- [23] Peng J, Sandevc T and Kocarev L 2021 First encounters on Bethe lattices and Cayley trees *Communications in Nonlinear Science and Numerical Simulation* **95** 105594
- [24] Sood V, Redner S and ben-Avraham D 2005 First-passage properties of the Erdős–Rényi random graph *J. Phys. A* **38** 109
- [25] Baronchelli A and Loreto V 2006 Ring structures and mean first passage time in networks *Phys. Rev. E* **73**, 026103
- [26] Dayan I and Havlin S 1992 Number of distinct sites visited by a random walker in the presence of a trap *J. Phys. A: Math. Gen.* **25** L549
- [27] Coolidge J L 1909 The gambler’s ruin *Annals of Mathematics, Second Series* **10** 181
- [28] Feller W 1950 *An Introduction to Probability Theory and its Applications, 3rd ed.* (New York: Wiley)
- [29] De Bacco C, Majumdar S N and Sollich P 2015 The average number of distinct sites visited by a random walker on random graphs *J. Phys. A* **48** 205004
- [30] Klinger J, Barbier-Chebbah A, Voituriez R and Bénichou O 2022 Joint statistics of space and time

- exploration of one-dimensional random walks *Phys. Rev. E* **105** 034116
- [31] Hein N and Huang J 2022 Variations of the Catalan numbers from some nonassociative binary operations *Discrete Mathematics* **345** 112711
- [32] Flajolet P and Sedgewick R 2009 *Analytic Combinatorics* (Cambridge: Cambridge University Press)
- [33] Merca M 2012 A Note on Cosine Power Sums *Journal of Integer Sequences* **15** 12.5.3
- [34] Merca M and Tanriverdi T 2013 An asymptotic formula of cosine power sums *Le Matematiche* **68** 131
- [35] Merca M 2014 On some power sums of sine or cosine *The American Mathematical Monthly* **121** 244
- [36] da Fonseca C M, Glasser M L and Kowalenko V 2017 Basic trigonometric power sums with applications *Ramanujan J* **42** 401
- [37] Finch S R 2003 *Mathematical Constants* (Cambridge: Cambridge University Press)
- [38] Régnier L, Dolgushev M, Redner S and Bénichou O 2022 Complete visitation statistics of one-dimensional random walks *Phys. Rev. E* **105** 064104
- [39] Régnier L, Dolgushev M, Redner S and Bénichou O 2023 Universal exploration dynamics of random walks *Nature Communications* **4** 618
- [40] Koshy T 2009 *Catalan Numbers with Applications* (Oxford: Oxford University Press)
- [41] Stanley R P 2015 *Catalan Numbers* (Cambridge: Cambridge University Press)
- [42] Deutsch E 1999 Dyck path enumeration *Discrete Mathematics* **204** 167
- [43] Audibert P 2010 *Mathematics for Informatics and Computer Science* (London: ISTE and Hoboken: Wiley)
- [44] Godrèche C, Majumdar S N and Schehr G 2015 Record statistics for random walk bridges *J. Stat. Mech.* P07026
- [45] de Bruijn N G, Knuth, D E and Rice S O 1972 The average height of planted plane trees In Read R C (Ed.), *Graph Theory and Computing* p. 15 (New York: Academic Press)
- [46] Prudnikov A P, Brychkov Yu A and Marichev O I 1998 *Integrals and Series, Volume 1: Elementary Functions* (King's Lynn: Taylor & Francis)
- [47] Klinger J, Voitouriez R and Bénichou O 2021 Distribution of the span of one-dimensional confined random processes before hitting a target *Phys. Rev. E* **103** 032107
- [48] Olver F W J, Lozier D M, Boisvert R R and Clark C W 2010 *NIST Handbook of Mathematical Functions* (Cambridge: Cambridge University Press)
- [49] Evans M R and Majumdar S N 2011 Diffusion with stochastic resetting *Phys. Rev. Lett.* **106** 160601
- [50] Cooper C, Radzik T and Siantos Y 2016 Fast low-cost estimation of network properties using random walks *Internet Mathematics* **12** 221
- [51] Katzir L, Liberty E and Somekh O 2011 Estimating sizes of social networks via biased sampling *Internet Mathematics* **10** 597