

The importance of visual modelling languages in generative software engineering

Roberto Rossi

Business School, University of Edinburgh, UK
roberto.rossi@ed.ac.uk

Abstract

Multimodal GPTs represent a watershed in the interplay between Software Engineering and Generative Artificial Intelligence. GPT-4 accepts image and text inputs, rather than simply natural language. We investigate relevant use cases stemming from these enhanced capabilities of GPT-4. To the best of our knowledge, no other work has investigated similar use cases involving Software Engineering tasks carried out via multimodal GPTs prompted with a mix of diagrams and natural language.

1 Introduction

Software engineering (SE) applies engineering principles to the development, operation, and maintenance of software systems, ensuring they are reliable, efficient, and meet user requirements. Generative Artificial Intelligence (GenAI) models, such as pre-trained models [Devlin *et al.*, 2019; Vaswani *et al.*, 2017] and large language models (LLMs), are revolutionising fields like computer vision and natural language processing through their ability to generate novel and contextually-appropriate content. In recent times, the interplay between SE and GenAI has been receiving increasing attention. A vast array of applications of pre-trained models and LLMs are surveyed in [Huang *et al.*, 2024; Hou *et al.*, 2024]. However, when it comes to the type of data used in existing studies, it appears that all studies surveyed focused on text-based datasets, with the most prevalent type of data utilised in training LLMs for SE tasks bring programming tasks/problems expressed in natural language [Hou *et al.*, 2024]. Similar conclusions are reached in [Huang *et al.*, 2024], which focused on seven sub-tasks of SE: requirements generation, code generation, code summarisation, test generation, patch generation, code optimisation, and code translation. In all cases, the pipeline typically begins with instructions in natural language that need to be used in the context of one or more of these seven sub-tasks.

In SE it is often the case that communication among developers, and between developers and customers, occurs in the form of sketches and diagrams [Baltes and Diehl, 2014] and not just via natural language. The reason for this can be easily understood once we consider the following excerpt taken from [Tufte, 2003].

A TALK, which proceeds at a pace of 100 to 160 spoken words per minute, is not an especially high-resolution method of data transmission. Rates of transmitting visual evidence can be far higher. The artist Ad Reinhardt said, "As for a picture, if it isn't worth a thousand words, the hell with it." People can quickly look over tables with hundreds of numbers in the financial or sports pages in newspapers. People read 300 to 1,000 printed words a minute, and find their way around a printed map or a 35mm slide displaying 5 to 40 MB in the visual field. Often the visual channel is an intensely high-resolution channel.

It is then not surprising that the ambition of automatically turning sketches and diagrams into working code, or to reverse engineer working code into diagrams, has existed for a very long time in SE. Not only sketches and diagrams represent a high-resolution communication channel, but when they are drawn following a standard, they become a form of technical languages. The importance of technical languages is that they are denotative: they say one thing and one thing only. Conversely, natural language is connotative: the meaning of a statement is context dependent. It is the intrinsic ambiguity of natural language that makes it not well suited for programming, or for communicating programming-related matters.

In this work, we argue that the advent of multimodal GPTs, such as GPT-4 [OpenAI, 2024], may represent a watershed in the interplay between SE and GenAI. GPT-4 accepts image and text inputs, and it can therefore receive prompts that contain sketches and diagrams, rather than simply natural language. We therefore investigate relevant use cases stemming from these enhanced capabilities of GPT-4. To the best of our knowledge, no other work has investigated similar use cases involving SE tasks carried out via multimodal GPTs prompted with a mix of diagrams and natural language.

The rest of this paper is organised as follows: Section 2 provides relevant background in GenAI and SE. Section 3 outlines the methodology adopted in our study. Section 4 investigates the role of multimodal GPTs in software development by illustrating a selection of use cases. Section 5 provides concluding remarks by reflecting on how the former use cases address several research gaps in Generative Software Engineering (GenSE), as well as some longstanding issues in SE, and open new research directions.

2 Background

This section provides relevant background in GenAI and SE.

2.1 Software Engineering and UML

The Unified Modelling Language (UML) emerged in 1990s as a response to the disparate notational systems and approaches to software design [Rumbaugh *et al.*, 2004] utilised across the phases of the software development process. UML is a general-purpose standardised visual language for designing systems. In SE, UML is utilised in three main areas: use case development, static analysis, and dynamic analysis of the software system. Use case development is a key step of requirement analysis. Use cases¹ describe how a user interacts with a system or product to achieve a specific goal. Static analysis of a software system describes the structure of a system by showing its classes, their attributes, operations (or methods), and the relationships among objects. Dynamic analysis expresses and model the behaviour of the system over time. More specifically, in UML, use case diagrams support use case development. Class diagrams support static analysis; and interaction (sequence, activity, collaboration) diagrams support dynamic analysis. However, it should be noted that UML is a vast language that finds countless applications to go beyond the three areas here considered.

Despite UML being the standard visual language for designing systems, recent studies suggest that most software developers favour informal hand-drawn diagrams and do not use UML; those using UML, tend to use it informally and selectively [Baltes and Diehl, 2014]. The authors further advocated the development of suitable tools to make better use of such sketches. Our study argues that GenAI may represent such missing tool.

2.2 Generative Artificial Intelligence

GenAI refers to a class of AI models that can create new content, such as text, diagrams, or code, based on the patterns they learn from existing data [Eapen *et al.*, 2023]. Large Language Models (LLMs) are a specific category of GenAI models that focus on language-related tasks, such as text generation, translation, summarisation, and question answering. LLMs are typically based on a neural network architecture called a Transformer [Vaswani *et al.*, 2017], which is pre-trained — hence the name Generative Pretrained Transformer (GPT) — on a massive dataset of text and code, and which allows them to process and generate text by considering long-range dependencies and contextual information [Brown *et al.*, 2020]. The latest GPTs, such as GPT-4 [OpenAI, 2024], are multimodal: they accept image and text inputs, and produce image and text outputs, leading to new applications.

Prompts are instructions or input given to a large language model (LLM) to generate a specific response. Prompt engineering, that is the design prompting strategies to query language models, offers a cost-effective way to adapt pre-trained models without full fine-tuning. Prompt engineering techniques include: Single Prompt Techniques (e.g. Zero-Shot, Few-Shot), Multiple Prompt Techniques (e.g. Prompt Chaining), and the use of LLM frameworks with external tools (e.g.

Retrieval-Augmented Generation [Fan *et al.*, 2024], and Re-Act [Yao *et al.*, 2023]).

2.3 The role of GenAI in Software Engineering

In recent times, SE has become one of the important application areas for GenAI. We focus on two recent surveys [Huang *et al.*, 2024; Hou *et al.*, 2024] investigating the interplay between SE and GenAI over a large body of recent works.

Several studies, e.g. [Arora *et al.*, 2024; White *et al.*, 2024], investigated the use of GenAI in the context of the requirement engineering sub-task. GenAI does play a role in this sub-task, which is mainly concerned in turning requirements expressed in natural language by the customer into suitable user stories and/or conceptual diagrams [Robeer *et al.*, 2016], but our focus in this study will not be on this sub-task. Conversely, SE sub-tasks of interest in the context of the present study include: software design, software development, and code summarisation.

Application of LLMs in software design remains relatively sparse: [Huang *et al.*, 2024] does not include any study within this sub-task; while [Hou *et al.*, 2024] only report 4 works [Kolthoff *et al.*, 2023; Mandal *et al.*, 2023; White *et al.*, 2024; Zhang *et al.*, 2024], none of which overlaps with the content of the present study; they also stress that by expanding the use of LLMs to this under-explored area it is possible to improve how software designs are conceptualised.

Both surveys identify a plethora of works concerned with software development (including code generation, test case generation, patch generation, and code optimisation) and code summarisation.

Code generation has been object of investigation for a long time in the AI community. Early works used symbolic and neural-semiotic approaches [Alur *et al.*, 2013]. However, recent neurolinguistic models, such as GPT-4 [Liu *et al.*, 2024] and Copilot [Ma *et al.*, 2023], can generate code directly from natural language descriptions. This capability has significantly advanced code completion, automatic code generation, and the transformation of natural language annotations into code, empowering developers with powerful tools and driving automation in software development. None of the studies listed in the above surveys focus on code generation leveraging multimodal prompts that include sketches & diagrams.

Code summarisation [Ahmed *et al.*, 2024] aims to automatically generate descriptions of a given source code. This technique improves code comprehension, documentation, and collaboration by providing clear summaries. Existing studies in code summarisation focus on analysing code structures and contexts to generate informative natural language summaries. None of the studies listed in the above surveys focus on code summarisation producing a diagram as its output.

Finally, while there exist a few studies that investigated the generation of UML diagram with support from LLMs [Conrardy and Cabot, 2024; Wang *et al.*, 2024; Cámara *et al.*, 2023], none of these studies go as far as investigating the generation of working code from UML diagrams, as well as the reverse engineering of relevant UML diagrams from existing code. Perhaps the most interesting study among the three listed is [Cámara *et al.*, 2023], which focuses on building UML class diagrams in PlantUML notation, which we

¹User stories in Agile Software Development [Beck *et al.*, 2001]

Use case	Section	SE sub-tasks
static modelling	4.1	SD/DE/CS
information transfer	4.2	SD
dynamic modelling	4.3	SD/DE/CS
hand drawn diagrams	4.4	DE/CS
design patterns	4.5	SD
expression evaluator	SM	SD/DE
tic tac toe	SM	SD/DE
checkers	SM	SD/DE

Table 1: Use cases investigated in the rest of this work (SD: software design; DE: software development; CS: code summarisation)

also adopt in this work, by using ChatGPT as a modelling assistant prompted with instructions in natural language.

3 Methodology

Our approach takes the form of an exploratory case study [Priya, 2020], which aims to identify new research questions that can be investigated in future studies. More specifically, we develop a portfolio of novel GenSE use cases that, to the best of our knowledge, have not been previously investigated in the literature.

In our study, we utilise Microsoft Copilot in its web-based version, which is based on GPT-4o and allows image attachments. To ensure reproducibility of the discussion in Sections 4.1-4.5, we have also developed an equivalent pipeline in Gemini, formalised in a Jupyter Notebook based on `gemini-1.5-flash`, which is included in the supplementary material (SM). In both cases, we left all LLM parameters to their default settings and we did not specify any role or context instructions.

Table 1 maps use cases discussed in the rest of this work to relevant SE sub-tasks of interest. All use cases are based on an interaction with the LLMs that takes the form of an interactive chat comprising multiple rounds of questions and responses, which allow users to step incrementally toward answers and thus get help with multipart problems. The core principle underpinning all our use cases is to leverage UML diagrams in order to guide the software development process. More specifically, in Section 4.1 we leverage class diagrams to guide the LLM in the context of implementing relevant classes, attributes, and operations; in Section 4.2, we contrast diagram-based and natural language-based descriptions of a system; in Section 4.3 we leverage interaction diagrams to guide the LLM in the context of implementing the desired system behaviour; in Section 4.4 we leverage hand drawn activity diagrams to guide the LLM in the context of implementing a given method; in Section 4.5 we leverage design patterns to influence the design of a given system. Finally, in our SM we present three additional case studies: in the first case study, we leverage hand drawn diagrams and design patterns to implement a mathematical expressions evaluator; in the second and third case studies, which feature a higher degree of complexity, we leverage class diagrams to implement a tic tac toe game and a game of checkers, respectively.

4 Multimodal GPTs in software development

In what follows, we will assume that a preliminary requirement analysis has been carried out, which has produced a portfolio of initial user stories. While GPTs may in principle support automated elicitation of user stories and fully automated translation of user stories into working software, as things stand today this level of automation in the realm of code generation is hardly found in SE practice; nor we suspect it would be beneficial, as it may conflict with some of the principles of Agile. What we find in practice are teams of software developers collaborating to translate user stories into working software. Our focus is to illustrate novel use cases of GPTs in this specific context.

The role of sketches and diagrams in the daily work of software developers has been investigated in [Baltes and Diehl, 2014]. This study found that most practitioners produced informal hand-drawn diagrams and did not use UML; those using UML, tended to use it informally and selectively. We argue that this stems from the fact that the adoption of a “formal” notation, at present, bears no advantage with respect to an “informal” one. Over several decades, firms have repeatedly tried to develop tools (e.g. IBM Rational Rose) that could automatically generate working code from UML diagrams, or reverse engineer UML diagram from existing code. While these technologies still exist, it is rare to find developers who routinely develop a complete set of UML diagrams and then translate this to code using such tools. We find it plausible that the lacklustre success of these tools is due to a fundamental misunderstanding of what UML is: a language for capturing and communicating conceptual requirements, not one aimed at describing a complete system. In other words, UML diagrams are most useful when they are high level and sufficiently abstract. Generation of complete working code requires such diagrams to reach a level of detail that is equivalent to the working code itself; but generating diagrams at this level of abstraction would be a complete waste of time: why then not generating the code itself directly?

Albeit there are already good reasons for practitioners to produce sketches and diagrams in certain circumstances, we believe the advent of multimodal GPTs, such as GPT-4 [OpenAI, 2024], will substantially increase the associated use cases. To exemplify this, in what follows we outline a set of use cases illustrating how practitioners may combine multimodal GPTs and UML diagrams to innovate SE practices.

4.1 Static modelling

As a motivating example to illustrate our use cases, we consider the introductory case study in Chapter 3 of [Stevens and Pooley, 2006]. In this section, we focus on static modelling; in particular, we assume that the developer has already converted the relevant requirements into a preliminary class diagram such as that shown in Figure 1. The developer now wants to obtain a preliminary code that matches this class diagram. Rather than using a UML diagram to code conversion tool, we will here rely on Copilot *prompting with images*. To achieve this, we attach Figure 1 and use the prompt illustrated in the following greyed box.

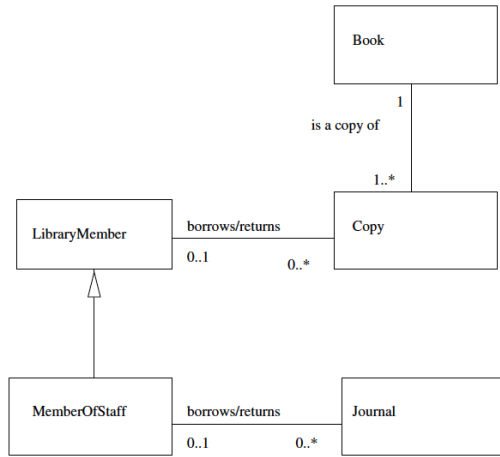


Figure 1: Class model of a library

Implement the attached UML class diagram in Python.

The resulting code is presented in the SM. It is noteworthy that in addition to implementing the classes, Copilot also made an attempt at drafting part of the business logic by leveraging semantic information associated with the labels of the relationships in the diagram.

To validate the classes generated against the original UML diagram, we can use Prompt Chaining and ask Copilot to generate a corresponding class diagram in PlantUML² notation via the following prompt.

Develop a class diagram in PlantUML notation for the classes in the Python code generated.

We can then use PlantUML to visualise the corresponding UML class diagram, which is shown in Figure 2 and, incidentally, only partly matches the original design in Figure 1. This is due to the fact that the Python implementation, whilst not incorrect, does not fully capture all cardinality constraints in the original diagram.

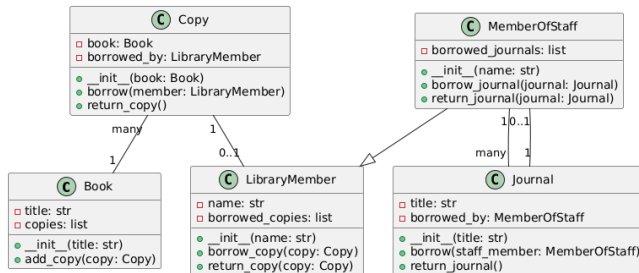


Figure 2: The reconstructed class diagram

The attached class diagram represents a library system with the following classes and relationships:

1. Classes:

- **Book:** Represents a book in the library.
- **Copy:** Represents a copy of a book or journal.
- **Journal:** Represents a journal in the library.
- **LibraryMember:** Represents a member of the library.
- **MemberOfStaff:** Represents a staff member of the library.

2. Relationships:

- **Book to Copy:** A book has a one-to-many relationship with copies, indicated by "1" on the Book side and "1..*" on the Copy side. This means one book can have multiple copies.
- **LibraryMember to Copy:** A library member can borrow or return copies, indicated by "0..1" on the LibraryMember side and "0..*" on the Copy side. This means a library member can borrow or return zero or one copy, and a copy can be borrowed or returned by zero or more library members.
- **MemberOfStaff to LibraryMember:** A member of staff is a type of library member, indicated by the inheritance arrow pointing from MemberOfStaff to LibraryMember.
- **MemberOfStaff to Journal:** A member of staff can borrow or return journals, indicated by "0..1" on the MemberOfStaff side and "0..*" on the Journal side. This means a member of staff can borrow or return zero or one journal, and a journal can be borrowed or returned by zero or more staff members.

Figure 3: The textual description of the class diagram returned by Copilot

```

@startuml
class Book {
}

class Copy {
}

class Journal {
}

class LibraryMember {
}

class MemberOfStaff {
}

LibraryMember <|-- MemberOfStaff

LibraryMember "0..1" -- "0..*" Copy : borrows/returns
LibraryMember "0..1" -- "0..*" Journal : borrows/returns
Copy "1" -- "1..*" Book : is a copy of
@enduml
  
```

Figure 4: The description of the class diagram in PlantUML notation

4.2 Comparison to natural language

We consider once more the class diagram in Figure 1. To illustrate the advantage of using diagrams over natural language, consider the following prompt.

Describe the attached class diagram via natural language.

The result returned by Copilot is illustrated in Figure 3, this description is 1375 characters long. Contrast this with the PlantUML notation description of the class diagram illustrated in Figure 4, which is 302 characters long, that is only 20% of the size of the natural language description. This example makes apparent the point discussed in the paragraph from [Tufte, 2003] we quoted in Section 1: *the visual channel is an intensely high-resolution channel*. Moreover, it reinforces the findings in [Li et al., 2024] on the interrelation between understanding, learning, and compression. Further examples contrasting diagrams and natural language descriptions are provided in the SM.

²<https://www.plantuml.com/>

4.3 Dynamic modelling

We may now want to proceed and describe the dynamic behaviour of the system. Rather than using natural language, we can describe specific aspect of such behaviour by leveraging suitable UML interaction diagrams, such as the *sequence diagram* in Figure 5. To achieve this, we will attach Figure 5

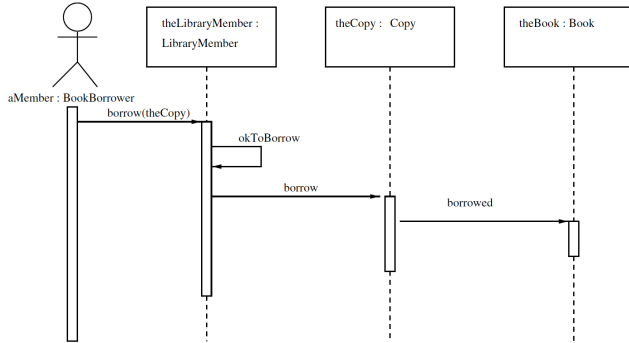


Figure 5: A sequence diagram illustrating an interaction

and chain the following prompt in Copilot.

Implement the dynamic behaviour illustrated in the attached sequence diagram. Do not explicitly implement the actor “BookBorrower.”

The resulting code is presented in the SM.

Next, we may want to explore the behaviour of the various entities involved in a method call by obtaining a *communication diagram* for it. Copilot can generate this diagram (Figure 6) via the following prompt chained to previous outputs.

Generate a UML communication diagram in PlantUML notation illustrating the behaviour of the following code: member.borrow_copy(copy1).

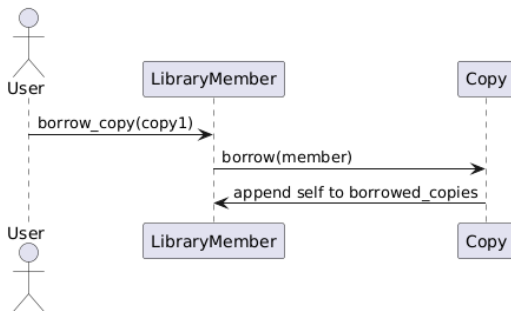


Figure 6: A communication diagram

In the code generated by Copilot, the state of the book object changes when a copy of the book is successfully borrowed. In particular, the book may change from being borrowable (there is a copy of it in the library) to not borrowable (all copies are out on loan or reserved). This behaviour can

be represented via a *state diagram*. Rather than drawing such state diagram, we generate one via the following prompt.

Generate a UML state diagram in PlantUML notation to represent the possible states of the Book object.

This leads to the state diagram in Figure 7.

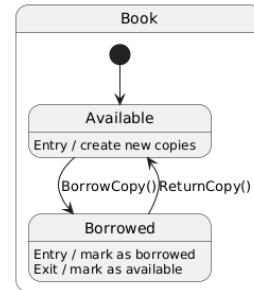


Figure 7: The reconstructed state diagram

Assume now that the desired behaviour, illustrated in Figure 8, is slightly different from that obtained in this preliminary draft of our code. We can ask Copilot to amend the code

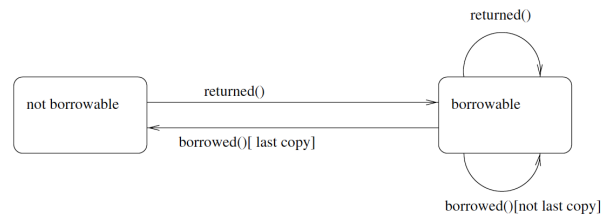


Figure 8: The desired state diagram

by chaining the following prompt.

Amend the Python classes to capture the behaviour in the attached state diagram. Make sure the generated code continues to reflect the original class diagram.

The resulting code is presented in the SM.

Finally, we can ask Copilot to generate a new state diagram in PlantUML notation that reflects the behaviour of the updated code. The resulting diagram is shown in Figure 9 and matches the behaviour in Figure 8.

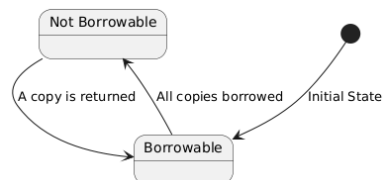


Figure 9: The revised state diagram

Unfortunately, the code obtained is not fully functional. There is a bug in method `borrow_copy` of class `LibraryMember`. This bug can easily be resolved by adding a single instruction (more details are provided in the SM). In line with contemporary SE and Agile practices — which predicate an iterative form of software development aimed at progressively discovering how to meet customer requirements — further iterations of the process, potentially involving additional diagrams and further prompts, can be used to obtain working code.

4.4 Hand-drawn diagrams

While all the previous examples featured computer generated diagrams, Copilot is able to handle equally well hand-drawn diagrams. We consider the *activity diagram* shown in Figure 10. We attach the diagram, and input the following prompt.

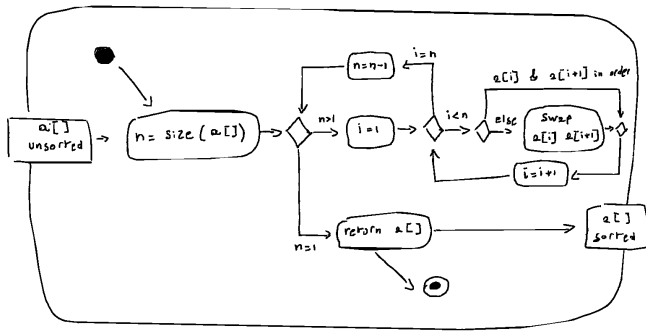


Figure 10: An activity diagram

Create a method in Python that implements the attached UML activity diagram.

Copilot correctly recognises the fact that the activity diagram represents a sorting algorithm (bubble sort), and returns a method implementing it.

Alternatively, assuming the code for our sorting algorithm is already available to us, we can ask Copilot to convert it to an activity diagram via the following prompt.

Create an activity diagram in PlantUML notation for the following method in Python: [insert Python code].

In this specific instance, Copilot returned a diagram with a small number of syntax errors. The errors were minor issues with the PlantUML syntax of the two `while` loops in the diagram, and could be easily fixed by hand. The resulting activity diagram is shown in Figure 11. Conversely, a second prompt asking Copilot to generate a diagram in PlantUML notation by translating directly the diagram in Figure 10 produced no errors. Once more, the focus of our discussion is *facilitating*, and not fully automating, SE activities. Therefore, the presence of minor errors is of no concern.

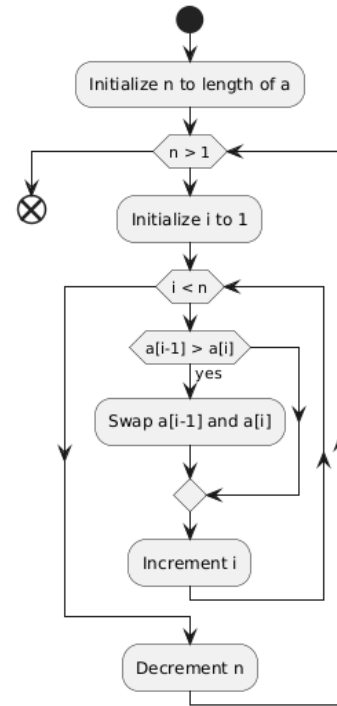


Figure 11: A PlantUML activity diagram of a sorting algorithm

4.5 Design patterns

Design Patterns [Gamma *et al.*, 1994] are reusable solutions to commonly occurring problems in software design. They are not specific implementations but rather general templates that can be adapted to various situations. By using design patterns, developers can create more flexible, maintainable, and efficient software systems. There exists a wealth of existing patterns available in the SE literature; In addition, new patterns can be created and illustrated via appropriate UML diagrams. For instance, we may consider the “Adapter” pattern, which converts the interface of a class into another interface clients expect. This pattern is illustrated in Figure 12. Design

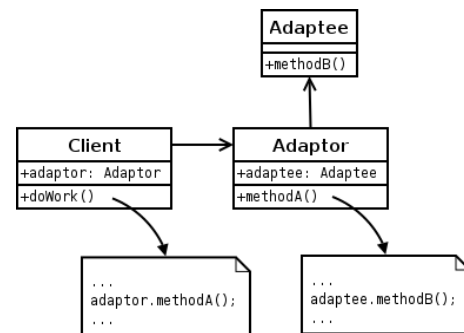


Figure 12: The “Adapter” Pattern

patterns offer endless opportunities to carry out Few-Shot and CoT prompting. We shall illustrate this point with a practical example involving the “Adapter” pattern.

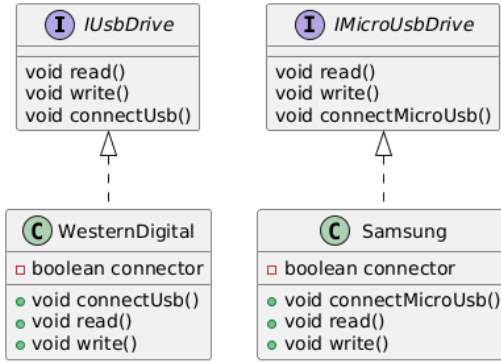


Figure 13: The data transfer system

Consider the class diagram in Figure 13. In this system we have two portable drives, a Samsung drive and a Western Digital drive. The Samsung drive features a microusb connector, while the Western Digital drive features a traditional usb connector. Our aim is to allow the Samsung drive to read and write data via usb. To achieve this, we attach the diagram to Copilot and provide the following prompt.

Extend the UML diagram by using the Adapter design pattern to allow a Samsung drive to read and write data via Usb. Provide the output in PlantUML notation.

The resulting diagram, which correctly implements the Adapter pattern, is illustrated in Figure 14. Since the Adapter

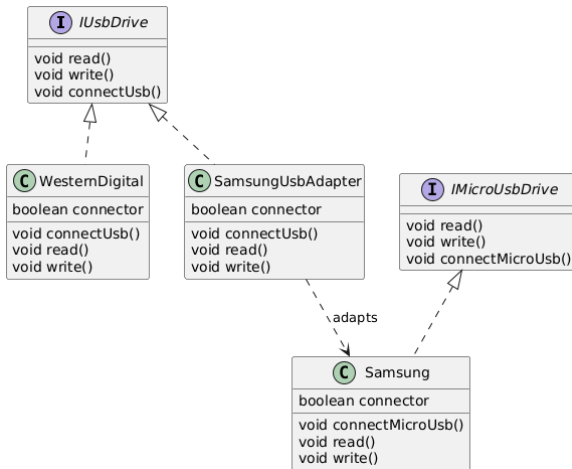


Figure 14: The data transfer system with an adaptor.

pattern is well known, and there is no need to provide a diagram for it while prompting. However, if the user intends to utilise a brand new pattern, then Few-Shot prompting can be leveraged to obtain the desired result. In practice, this would entail attaching a UML diagram representing the new design pattern that needs to be operationalised in the context of the given coding task.

5 Discussion and conclusions

In this section, we reflect on how the use cases discussed in Section 4, which are made possible thanks to the enhanced capabilities of GPT-4, address several research gaps in GenSE, as well as some long standing issues in SE. We will also discuss how the same use cases open new research directions that can be investigated in future studies.

We shall focus first on the research gaps we bridged in GenSE. First, our study addresses the lack of applications of GenAI to the software design sub-task of SE, a literature gap identified in [Huang *et al.*, 2024; Hou *et al.*, 2024]. Second, to the best of our knowledge, our study represents the first application of multimodal GPTs (diagram + prompt) to the software development sub-task of SE, which in GenSE is generally carried out via natural language-based prompts. Third, we have discussed and illustrated with an empirical example that diagram-based prompting may be advantageous, in terms of information transfer efficiency, compared to pure natural language prompting; a result that aligns with the discussion in [Tufte, 2003]. Fourth, by reverse engineering code into diagrams, we have contributed to the code summarisation sub-task of SE, which is again predominantly carried out via natural language summaries. Fifth, while there exist studies that investigated the production of PlantUML code from hand-drawn diagrams [Conrardy and Cabot, 2024; Wang *et al.*, 2024], we believe this is the first study in which we cover multiple elements of the SE stack, from conceptual modelling — which includes static and dynamic analysis of the software system — to implementation. Finally, in addition, the use of existing (or new) design patterns in the context of Few-Shot prompting for software system design does not seem to have been investigated before in the literature, and hence merits attention in future studies.

Next, we shall look at which long standing issues in SE may be addressed by the use cases discussed in our work. In [Baltes and Diehl, 2014], the authors speculated that, as documentation is frequently poorly written and out of date, sketches may serve as a supplement to conventional documentation like source code comments. Consequently, they advocated the development of suitable tools to support archiving and retrieval of such sketches. No such tool has been developed ever since and poorly documented code remains a persistent issue in SE. However, GenAI has already started to change this picture via automatic generation of code comments. And yet, if sketches and diagram (both formal and informal) can be transformed, as we have shown, into a preliminary draft of the desired source code, then producing reliable visual descriptions of the software system under development suddenly becomes appealing. Likewise, if it is possible to selectively and cheaply reverse engineer part of such software system to visually inspect the behaviour of classes and methods, the developer becomes equipped with a formidable arsenal of *high resolution* communication tools to enhance code understanding, boost team communication, and resolve the long lasting conflict between investing time in developing working software or writing comprehensive documentation. These are all important and novel directions of enquiry that should be investigated in future studies.

References

- [Ahmed *et al.*, 2024] Toufique Ahmed, Kunal Suresh Pai, Premkumar Devanbu, and Earl Barr. Automatic semantic augmentation of language model prompts (for code summarization). In *Proceedings of the IEEE/ACM 46th International Conference on Software Engineering, ICSE '24*, New York, NY, USA, 2024. Association for Computing Machinery.
- [Alur *et al.*, 2013] Rajeev Alur, Rastislav Bodik, Garvit Junniwal, Milo M. K. Martin, Mukund Raghothaman, Sanjit A. Seshia, Rishabh Singh, Armando Solar-Lezama, Emina Torlak, and Abhishek Udupa. Syntax-guided synthesis. In *2013 Formal Methods in Computer-Aided Design*, pages 1–8, 2013.
- [Arora *et al.*, 2024] Chetan Arora, John Grundy, and Mohamed Abdelrazek. Advancing requirements engineering through generative ai: Assessing the role of llms. In Anh Nguyen-Duc, Pekka Abrahamsson, and Foutse Khomh, editors, *Generative AI for Effective Software Development*, pages 129–148, Cham, 2024. Springer Nature Switzerland.
- [Baltes and Diehl, 2014] Sebastian Baltes and Stephan Diehl. Sketches and diagrams in practice. In *Proceedings of the 22nd ACM SIGSOFT International Symposium on Foundations of Software Engineering, SIGSOFT/FSE'14*. ACM, November 2014.
- [Beck *et al.*, 2001] Kent Beck, Mike Beedle, Arie van Bennekum, Alistair Cockburn, Ward Cunningham, Martin Fowler, James Grenning, Jim Highsmith, Andrew Hunt, Ron Jeffries, Jon Kern, Brian Marick, Robert C. Martin, Steve Mellor, Ken Schwaber, Jeff Sutherland, and Dave Thomas. Manifesto for agile software development, 2001.
- [Brown *et al.*, 2020] Tom Brown, Benjamin Mann, Nick Ryder, Melanie Subbiah, Jared D Kaplan, Prafulla Dhariwal, Arvind Neelakantan, Pranav Shyam, Girish Sastry, Amanda Askell, Sandhini Agarwal, Ariel Herbert-Voss, Gretchen Krueger, Tom Henighan, Rewon Child, Aditya Ramesh, Daniel Ziegler, Jeffrey Wu, Clemens Winter, Chris Hesse, Mark Chen, Eric Sigler, Mateusz Litwin, Scott Gray, Benjamin Chess, Jack Clark, Christopher Berner, Sam McCandlish, Alec Radford, Ilya Sutskever, and Dario Amodei. Language models are few-shot learners. In H. Larochelle, M. Ranzato, R. Hadsell, M.F. Balcan, and H. Lin, editors, *Advances in Neural Information Processing Systems*, volume 33, pages 1877–1901. Curran Associates, Inc., 2020.
- [Conrardy and Cabot, 2024] Aaron Conrardy and Jordi Cabot. From image to uml: First results of image based uml diagram generation using llms. Technical Report arXiv:2404.11376, 2024.
- [Cámara *et al.*, 2023] Javier Cámara, Javier Troya, Lola Burguño, and Antonio Vallecillo. On the assessment of generative ai in modeling tasks: an experience report with chatgpt and uml. *Software and Systems Modeling*, 22(3):781–793, May 2023.
- [Devlin *et al.*, 2019] Jacob Devlin, Ming-Wei Chang, Kenton Lee, and Kristina Toutanova. BERT: pre-training of deep bidirectional transformers for language understanding. In Jill Burstein, Christy Doran, and Thamar Solorio, editors, *Proceedings of the 2019 Conference of the North American Chapter of the Association for Computational Linguistics: Human Language Technologies, NAACL-HLT 2019, Minneapolis, MN, USA, June 2-7, 2019, Volume 1 (Long and Short Papers)*, pages 4171–4186. Association for Computational Linguistics, 2019.
- [Eapen *et al.*, 2023] Tojin T. Eapen, Daniel J. Finkenstadt, Josh Folk, and Lokesh Venkataswamy. How generative ai can augment human creativity. <https://hbr.org/2023/07/how-generative-ai-can-augment-human-creativity>, July 2023.
- [Fan *et al.*, 2024] Wenqi Fan, Yajuan Ding, Liangbo Ning, Shijie Wang, Hengyun Li, Dawei Yin, Tat-Seng Chua, and Qing Li. A survey on rag meeting llms: Towards retrieval-augmented large language models. In *Proceedings of the 30th ACM SIGKDD Conference on Knowledge Discovery and Data Mining, KDD '24*, page 6491–6501, New York, NY, USA, 2024. Association for Computing Machinery.
- [Gamma *et al.*, 1994] Erich Gamma, Richard Helm, Ralph Johnson, and John Vlissides. *Design patterns*. Addison Wesley, Boston, MA, October 1994.
- [Hou *et al.*, 2024] Xinyi Hou, Yanjie Zhao, Yue Liu, Zhou Yang, Kailong Wang, Li Li, Xiapu Luo, David Lo, John Grundy, and Haoyu Wang. Large language models for software engineering: A systematic literature review. *ACM Trans. Softw. Eng. Methodol.*, 33(8), December 2024.
- [Huang *et al.*, 2024] Yuan Huang, Yinan Chen, Xiangping Chen, Junqi Chen, Rui Peng, Zhicao Tang, Jinbo Huang, Furen Xu, and Zibin Zheng. Generative software engineering. Technical Report arXiv:2403.02583, 2024.
- [Kolthoff *et al.*, 2023] Kristian Kolthoff, Christian Bartelt, and Simone Paolo Ponzetto. Data-driven prototyping via natural-language-based gui retrieval. *Automated Software Engineering*, 30(1), March 2023.
- [Li *et al.*, 2024] Ziguang Li, Chao Huang, Xuliang Wang, Haibo Hu, Cole Wyeth, Dongbo Bu, Quan Yu, Wen Gao, Xingwu Liu, and Ming Li. Understanding is compression. Technical Report arXiv:2407.07723, 2024.
- [Liu *et al.*, 2024] Jiawei Liu, Chunqiu Steven Xia, Yuyao Wang, and Lingming Zhang. Is your code generated by ChatGPT really correct? Rigorous evaluation of large language models for code generation. In *Proceedings of the 37th International Conference on Neural Information Processing Systems, NIPS '23*, Red Hook, NY, USA, 2024. Curran Associates Inc.
- [Ma *et al.*, 2023] Qianou Ma, Tongshuang Wu, and Kenneth Koedinger. Is AI the better programming partner? Human-Human Pair Programming vs. Human-AI pAIr Programming. Technical Report arXiv:2306.05153, 2023.
- [Mandal *et al.*, 2023] Shantanu Mandal, Adhrik Chethan, Vahid Janfaza, S M Farabi Mahmud, Todd A Anderson,

Javier Turek, Jesmin Jahan Tithi, and Abdullah Muzahid. Large language models based automatic synthesis of software specifications. Technical Report arXiv:2304.09181, 2023.

- [OpenAI, 2024] OpenAI. Gpt-4 technical report. Technical Report arXiv:2303.08774, OpenAI, 2024.
- [Priya, 2020] Arya Priya. Case study methodology of qualitative research: Key attributes and navigating the conundrums in its application. *Sociological Bulletin*, 70(1):94–110, November 2020.
- [Robeer *et al.*, 2016] Marcel Robeer, Garm Lucassen, Jan Martijn E. M. van der Werf, Fabiano Dalpiaz, and Sjaak Brinkkemper. Automated extraction of conceptual models from user stories via nlp. In *2016 IEEE 24th International Requirements Engineering Conference (RE)*, page 196–205. IEEE, September 2016.
- [Rumbaugh *et al.*, 2004] James Rumbaugh, Ivar Jacobson, and Grady Booch. *Unified Modeling Language Reference Manual, The (2nd Edition)*. Pearson Higher Education, 2004.
- [Stevens and Pooley, 2006] Perdita Stevens and Rob Pooley. *Using UML - software engineering with objects and components, Second Edition*. Addison Wesley object technology series. Addison-Wesley, 2006.
- [Tuft, 2003] E.R. Tufte. *The Cognitive Style of PowerPoint*. Graphics Press, 2003.
- [Vaswani *et al.*, 2017] Ashish Vaswani, Noam Shazeer, Niki Parmar, Jakob Uszkoreit, Llion Jones, Aidan N Gomez, Łukasz Kaiser, and Illia Polosukhin. Attention is all you need. In I. Guyon, U. Von Luxburg, S. Bengio, H. Wallach, R. Fergus, S. Vishwanathan, and R. Garnett, editors, *Advances in Neural Information Processing Systems*, volume 30, pages 6000 – 6010. Curran Associates, Inc., 2017.
- [Wang *et al.*, 2024] Beian Wang, Chong Wang, Peng Liang, Bing Li, and Cheng Zeng. How LLMs Aid in UML Modeling: An Exploratory Study with Novice Analysts . In *2024 IEEE International Conference on Software Services Engineering (SSE)*, pages 249–257, Los Alamitos, CA, USA, July 2024. IEEE Computer Society.
- [White *et al.*, 2024] Jules White, Sam Hays, Quchen Fu, Jesse Spencer-Smith, and Douglas C. Schmidt. Chatgpt prompt patterns for improving code quality, refactoring, requirements elicitation, and software design. In Anh Nguyen-Duc, Pekka Abrahamsson, and Foutse Khomh, editors, *Generative AI for Effective Software Development*, pages 71–108, Cham, 2024. Springer Nature Switzerland.
- [Yao *et al.*, 2023] Shunyu Yao, Jeffrey Zhao, Dian Yu, Nan Du, Izhak Shafran, Karthik R Narasimhan, and Yuan Cao. React: Synergizing reasoning and acting in language models. In *The Eleventh International Conference on Learning Representations*, 2023.
- [Zhang *et al.*, 2024] Simiao Zhang, Jiaping Wang, Guoliang Dong, Jun Sun, Yueling Zhang, and Geguang Pu. Experimenting a new programming practice with llms. Technical Report arXiv:2401.01062, 2024.