

Exploring Performance Contrasts in TableQA: Step-by-Step Reasoning Boosts Bigger Language Models, Limits Smaller Language Models

Haoyan Yang

Center for Data Science
hy2847@nyu.edu

Yixuan Wang

Center for Data Science
yw7872@nyu.edu

Keyue Tong

Center for Data Science
kt2978@nyu.edu

Hongjin Zhu

Center for Data Science
hz2291@nyu.edu

Yuanxin Zhang

Center for Data Science
yz6201@nyu.edu

Abstract

This paper proposes a detailed prompting flow, termed Table-Logic, to investigate the performance contrasts between bigger and smaller language models (LMs) utilizing step-by-step reasoning methods in the TableQA task. The method processes tasks by sequentially identifying critical columns and rows given question and table with its structure, determining necessary aggregations, calculations, or comparisons, and finally inferring the results to generate a precise prediction. By deploying this method, we observe a 7.8% accuracy improvement in bigger LMs like Llama-3-70B compared to the vanilla on HybridQA, while smaller LMs like Llama-2-7B shows an 11% performance decline. We empirically investigate the potential causes of performance contrasts by exploring the capabilities of bigger and smaller LMs from various dimensions in TableQA task. Our findings highlight the limitations of the step-by-step reasoning method in small models and provide potential insights for making improvements. The work is publicly available at <https://github.com/Joyyang158/NLU1012-Project>.

1 Introduction

Step-by-step reasoning (Wei et al., 2023; Dutta et al., 2024) is a method that generates intermediate steps to facilitate logical deductions, enabling large language models (LLMs) to leverage their intermediate thoughts to generate the final answer better. The Table Question Answering (TableQA) task (Jin et al., 2022; Lei et al., 2023) involves answering questions based on tabular data, where LLMs need to perform multiple steps including locating, aggregating, and inferencing. Step-by-step reasoning has emerged as a suitable method for addressing these challenges. Previous work (Sui et al., 2024; Wang et al., 2024) on TableQA using this approach mostly relies on bigger LMs as the foundation, such as GPT-4 (OpenAI, 2024) and

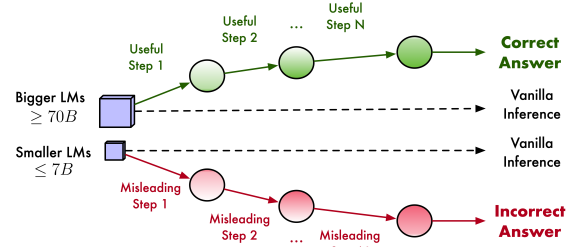


Figure 1: Comparative illustration of step-by-step reasoning paths taken by bigger and smaller LMs in a TableQA task. The diagram shows how bigger LMs typically follow a sequence of useful steps leading to accurate answers (indicated by green circles), while smaller LMs may begin with misleading steps (indicated by red circles), ultimately leading to incorrect answers.

PaLM-2 (et al., 2023b). However, we suppose that this approach may not be suitable for smaller LMs (e.g. 7B or smaller models). In this study, we will then refer to models with parameter sizes greater than 70B as bigger LMs, and those around 7B as smaller LMs.

As shown in Figure 1, we analyze this inconsistency arising from the different quality of intermediate information generated by bigger and smaller LMs. For example, in the TableQA task, a possible intermediate step is to filter out the rows and columns relevant to the question. Smaller models struggle to correctly generate the answer, leading to subsequent reasoning based on misleading rows and columns, resulting in wrong results. Therefore, this paper aims to empirically explore whether the performance contrasts in step-by-step reasoning between bigger and smaller LMs for the TableQA task align with our assumptions. Additionally, we analyze the capabilities of smaller LMs needed to enhance the task to bridge the gap between bigger and smaller models.

We propose a step-by-step reasoning method named Table-logic, inspired by how humans answer questions based on tables. This method employs sequential prompting to guide the model

through understanding the table, locating relevant information, performing calculations, and finally deriving the answer. Experimental results show that this approach, as expected, enhances performance in bigger LMs but deteriorates in smaller LMs. To further investigate, we designed seven sub-tasks related to the table and question, comparing the capabilities of bigger and smaller models comprehensively. This analysis provides insights into specific areas where improvements can be made to the performance of small models in this task. Overall, our main contributions of this paper are:

- We propose a more specific and effective step-by-step reasoning method that enhances the bigger LMs’ ability to handle the TableQA task.
- We empirically discover the performance contrasts between bigger and smaller LMs in the task, highlighting the non-generalizability of the step-by-step reasoning method for smaller models.
- We quantitatively and fine-grainedly compare the capabilities of bigger and smaller LMs in this task, offering valuable insights for future research to improve the performance of smaller models.

2 Related Work

Focusing on the TableQA task, Chain-of-thought (CoT, [Wei et al., 2023](#)) as a primary strategy, demonstrates that step-by-step reasoning could enhance LLMs’ performance, albeit its effectiveness heavily depends on the model size. Presently, the CoT landscape offers various methods to improve TableQA tasks. For instance, [Zhou et al. \(2023\)](#) proposes the least-to-most prompting method, which divides the QA process into question decomposition and subproblem solving. Additionally, [Wang et al. \(2023\)](#) suggests replacing the greedy decoding strategy in CoT with self-consistency, while [Wang et al. \(2024\)](#) introduces the chain-of-table framework to explicitly utilize tabular data, iteratively updating the table to represent tabular reasoning chains.

While the above strategies require multiple intermediate steps, [Sui et al. \(2024\)](#) demonstrates that Self-augmentation, a method tailored for TableQA involving one intermediate step of pinpointing key values and ranges in a table, can boost the performance of LLMs. However, previous methods, including this one, have primarily been tested on bigger LMs, particularly on GPT 3.5 and GPT 4. [Huang et al. \(2022\)](#) suggests that this may

be because bigger models are better at enhancing their reasoning abilities with unlabeled datasets. Motivated by the performance differences of Self-augmentation between bigger and smaller models, it is essential to investigate whether there exists more detailed segments of this ability in TableQA, examine these abilities and conduct comparative analyses between bigger and smaller LMs.

3 Methodology

3.1 Table-Logic Reasoning Method

We propose a step-by-step reasoning method named Table-Logic, which decomposes the TableQA task into several clear steps for processing. Our approach aims to enable LLMs to generate intermediate outputs for simpler tasks through prompt, thereby avoiding the need to process and handle large amounts of information at once. As shown in Figure 2a, the LLM sequentially identifies key columns, key rows, and any required aggregations, calculations, or comparisons to answer the question based on the table and its table structure. Note that for each step, the prompt includes a reference to the output of the previous step. The prompt of every step is shown in Appendix A.

3.2 Sub-tasks Design

As shown in Figure 2b, based on the steps in the Table-Logic flow, we design seven sub-tasks to analyze the differences in the capabilities required by smaller and bigger models for handling TableQA tasks. These sub-tasks are categorized into table-related and question-related tasks, providing a comprehensive evaluation of the models’ abilities based on the three aspects — understanding table structure, identifying critical columns and rows, and identifying any aggregations, calculations, or comparisons. Here are brief introductions to each sub-task:

i. Understand Table Structure

- Count Rows: Determine the number of rows in the table.
- Count Columns: Determine the number of columns in the table.

ii. Identify Critical Columns and Rows

- Row Finding: Find the index of a row given a value.
- Column Finding: Find the index of a column given a value.

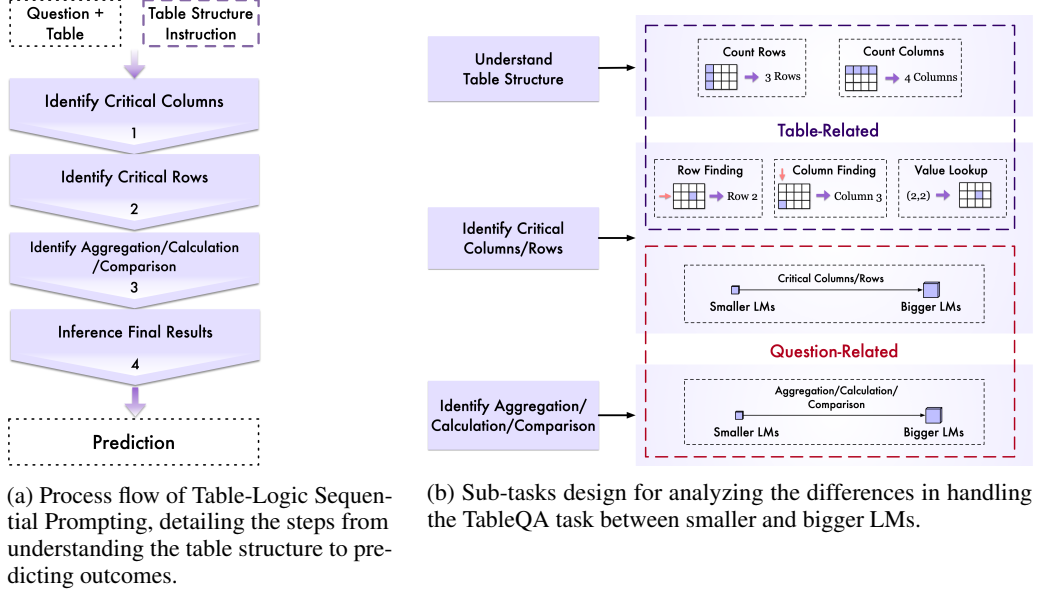


Figure 2: Overview of the Table-Logic Sequential Prompting methodology and a breakdown of capabilities between smaller and bigger LMs in the TableQA task.

- Value Lookup: Find a value given its row and column indices.
- Critical Columns and Rows Replacement: Apply the critical columns and rows generated by the smaller LMs to the bigger LMs’ reasoning and compare the results.
- iii. **Identify Aggregation, Calculation or Comparison**
 - Aggregation, Calculation, or Comparison Replacement: Apply the aggregations, calculations, or comparisons generated by the smaller LMs to the bigger LMs’ reasoning and compare the results.

By decomposing the TableQA task into these specific sub-tasks, we aim to evaluate and compare the performance of smaller and bigger LMs in each aspect. This detailed breakdown helps us understand where smaller LMs are lacking and what specific skills need to be improved to enhance their overall performance in TableQA tasks.

4 Experimental Setup

To validate our hypothesis, we select three bigger LMs ($\geq 70B$) and three smaller LMs ($\sim 7B$) and conduct experiments with Table-logic (T-Logic) alongside two other baselines across three datasets.

4.1 Baseline Prompting Methods

Vanilla (VAN): The model is evaluated based solely on its inherent capabilities, without any additional augmentations or modifications.

Self-Augmentation (SA) (Sui et al., 2024) : This method involves two phases. In the first phase, self-augmented prompts are used to ask the LLM to generate additional knowledge about the table. In the second phase, the response is incorporated into a follow-up prompt to request the final answer.

4.2 Models

Bigger LMs: Llama-3-70B, GPT-3.5-Turbo, Qwen1.5-72B (Bai et al., 2023)

Smaller LMs: Llama-2-7B (et al., 2023a), Vicuna-7B, QWEN1.5-7B (Bai et al., 2023)

All models, except GPT, are accessed via the TogetherAI API ¹, while GPT-3.5-Turbo is accessed via the OpenAI API ².

4.3 Datasets

TAT-QA (Zhu et al., 2021): A QA dataset on a hybrid of tabular and textual content in finance.

HybridQA (Chen et al., 2021): A QA dataset that requires reasoning over a hybrid of tabular and textual data from Wikipedia.

WikiTableQuestions (WikiTQ) (Pasupat and Liang, 2015): A dataset of complex questions on Wikipedia tables.

4.4 Evaluation Metric

In all experiments, we use GPT-4 to reference the gold answer and determine whether the prediction is correct, calculating accuracy as the evaluation

¹<https://api.together.ai/models>

²<https://platform.openai.com/docs/models>

Table 1: Comparison of model performance across datasets using three different prompting methods: the experiments are conducted on two sets of models, with $> 70B$ (upper section) and $\sim 7B$ parameters (lower section).

	Llama-3-70B			GPT-3.5-Turbo			Qwen-1.5-72B		
	VAN	SA	T-Logic	VAN	SA	T-Logic	VAN	SA	T-Logic
TAT-QA	0.840	0.870 $\uparrow 3.0\%$	0.874 $\uparrow 3.4\%$	0.796	0.816 $\uparrow 2.0\%$	0.818 $\uparrow 2.2\%$	0.776	0.812 $\uparrow 3.6\%$	0.824 $\uparrow 4.8\%$
HybridQA	0.745	0.816 $\uparrow 7.1\%$	0.823 $\uparrow 7.8\%$	0.612	0.673 $\uparrow 6.1\%$	0.667 $\uparrow 5.5\%$	0.648	0.627 $\downarrow 2.1\%$	0.654 $\uparrow 0.6\%$
WikiTQ	0.642	0.694 $\uparrow 5.2\%$	0.710 $\uparrow 6.8\%$	0.576	0.608 $\uparrow 3.2\%$	0.622 $\uparrow 4.6\%$	0.590	0.632 $\uparrow 4.2\%$	0.648 $\uparrow 5.8\%$
	Llama-2-7B			Vicuna-7B			Qwen-1.5-7B		
	VAN	SA	T-Logic	VAN	SA	T-Logic	VAN	SA	T-Logic
TAT-QA	0.522	0.442 $\downarrow 8.0\%$	0.526 $\uparrow 0.4\%$	0.481	0.436 $\downarrow 4.5\%$	0.472 $\downarrow 0.9\%$	0.638	0.630 $\downarrow 0.8\%$	0.586 $\downarrow 5.2\%$
HybridQA	0.443	0.303 $\downarrow 14.0\%$	0.333 $\downarrow 11.0\%$	0.300	0.186 $\downarrow 11.4\%$	0.242 $\downarrow 5.8\%$	0.603	0.520 $\downarrow 8.3\%$	0.480 $\downarrow 12.3\%$
WikiTQ	0.412	0.406 $\downarrow 0.6\%$	0.403 $\downarrow 0.9\%$	0.364	0.308 $\downarrow 5.6\%$	0.324 $\downarrow 4.0\%$	0.434	0.445 $\uparrow 1.1\%$	0.433 $\downarrow 0.1\%$

metric. The prompt used is shown in Appendix B. Compared to traditional metrics, one advantage is its ability to understand structure, semantics, and multiple aspects of the language sentence (Liu et al., 2023; Zhao et al., 2023).

Additionally, we sample 800 examples from the three datasets to compare human evaluation results with those of GPT-4, achieving a 93.6% agreement. This indicates that GPT-4 is a reliable evaluation tool for this task.

4.5 Experimental Description

We conduct comparative experiments to test whether there are performance contrasts between bigger and smaller LMs, and to evaluate whether our T-Logic method is a better step-by-step reasoning approach compared to baselines.

Moreover, we conduct experiments on seven designed sub-tasks to quantitatively analyze the capability differences between smaller and bigger LMs from three aspects to investigate the potential reasons for performance differences. Firstly, we test the existence of incapability in smaller LMs regarding table structure, critical rows and columns, and aggregation. We incorporate useful information related to these three aspects into the vanilla models to ensure that all the capabilities we compared were areas where smaller LMs were lacking. Improving these capabilities is essential for enhancing the performance of smaller LMs on the TableQA task. The table structure is manually written, while the critical rows, columns, and aggregations are generated by the bigger model Llama-3-70B. Subsequently, We average the performance of the three bigger models and the three smaller LMs, summarizing the capability differences between bigger and smaller LMs across these seven tasks. Finally, we divide the seven sub-tasks into table-related and

question-related categories and conduct a detailed analysis of the potential reasons from these perspectives.

5 Results

5.1 Comparative Experiments

As demonstrated in Table 1, both SA and T-Logic demonstrate superior performance over vanilla methods in bigger models. However, the opposite is true for smaller LMs, where these step-by-step reasoning methods perform worse than vanilla in most cases. For example, when comparing llama-3-70B and llama-2-7B, using T-logic improves performance by 7.8% in the bigger model but decreases it by 11% in the smaller LMs. This result validates our hypothesis that step-by-step reasoning methods are unsuitable for smaller LMs.

In addition, T-Logic outperforms SA in most cases, indicating that the T-Logic method is more effective. We also notice that the performance drop of SA was more significant than that of T-Logic in smaller LMs. Since SA involves only two steps, we conclude that a generalized, mixed, and complex prompt is more likely to produce misleading information during intermediate steps in small models, leading to further performance degradation.

5.2 Quantitative Analysis

5.2.1 Existence of Incapability

As shown in Table 3, the performance of almost all smaller LMs improves after incorporating information related to the three aspects. This demonstrates that smaller LMs lack capabilities in these areas and that this phenomenon is widespread. It highlights the reasonableness and significance of studying the gap between smaller and bigger LMs from these three aspects.

Table 2: Abilities comparison of bigger and smaller LMs across seven dimensions in the TableQA task.

	Count Rows	Count Columns	Value Lookup	Column Finding	Row Finding	Critical Rows and Columns	Aggregation
Bigger LMs	0.493	0.957	0.390	0.717	0.483	0.737	0.708
Smaller LMs	0.173	0.340	0.083	0.207	0.157	0.611	0.606
Gaps	0.320	0.617	0.307	0.510	0.326	0.126	0.102

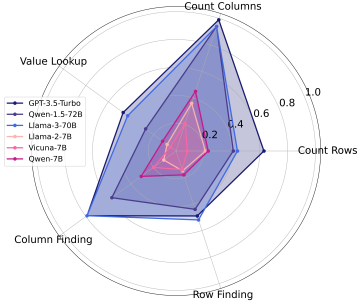


Figure 3: Radar chart displaying the table-related capabilities of bigger and smaller LMs across three datasets averagely.

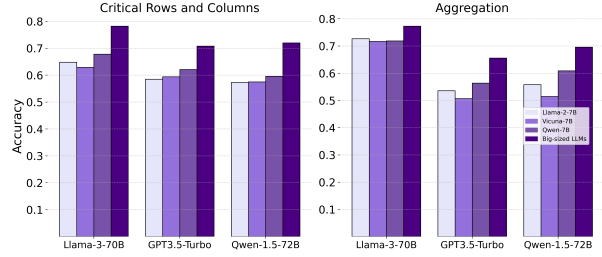


Figure 4: Bar chart displaying the question-related capabilities of smaller LMs under configurations of different bigger LMs across three datasets averagely.

Table 3: Performance comparison of three smaller LMs under various configurations including instructions generated by Llama-3-70B.

Dataset	Model	Vanilla	With Table Structure	With Column and Row	With Aggregation
TATQA	Llama-2-7B	0.522	0.614	0.563	0.536
	Vicuna-7B	0.481	0.574	0.538	0.494
	Qwen-1.5-7B	0.638	0.675	0.680	0.649
HybridQA	Llama-2-7B	0.443	0.477	0.541	0.461
	Vicuna-7B	0.300	0.294	0.423	0.310
	Qwen-1.5-7B	0.603	0.586	0.619	0.592
WikiTQ	Llama-2-7B	0.412	0.445	0.665	0.422
	Vicuna-7B	0.364	0.435	0.626	0.379
	Qwen-1.5-7B	0.434	0.420	0.670	0.455

5.2.2 Gaps between bigger and smaller LMs

Table 2 shows the average performance of bigger and smaller LMs on seven tasks, with the largest performance gaps observed in the count columns and column finding tasks. We analyze these gaps by categorizing the tasks into table-related and question-related tasks.

As shown in Figure 3, in table-related tasks, all three smaller models perform significantly worse than the bigger models, with the largest gap in the column finding task, reaching 78%. Each smaller model had specific weaknesses; for example, Vicuna-7B struggles with counting columns, while Llama-2 performs poorly in column finding.

As shown in Figure 4, for the question-related tasks, the capability gap between smaller and bigger LMs was not as pronounced as in table-related

tasks. This suggests that smaller models are more likely to treat tables as paragraphs of information rather than understanding their structure. As a result, while smaller models can identify key information based on the questions (such as critical contents), they struggle to understand how the information corresponds to a specific location in the table.

These analyses investigate the potential reasons why step-by-step reasoning is ineffective for smaller models in the TableQA task. Therefore, to improve the performance of smaller models in the task, it is essential to enhance their ability to understand table structures firstly, such as recognizing the number of columns and identifying the corresponding headers.

6 Conclusion

In conclusion, our research empirically demonstrates the performance contrasts between bigger and smaller LMs on the TableQA task when using a step-by-step reasoning approach based on our proposed Table-Logic prompting method. Through comprehensive analysis across various dimensions, we denote the reasons behind its ineffectiveness on smaller LMs. Our study provides deeper insights into the limitations of applying advanced prompting methods in the TableQA task to smaller LMs.

Limitation

- Table-logic reasoning method requires multiple calls to LLMs, which can be costly.
- We do not consider the interaction effects between model capabilities in our experiments.

References

- Jinze Bai, Shuai Bai, Yunfei Chu, Zeyu Cui, Kai Dang, Xiaodong Deng, Yang Fan, Wenbin Ge, Yu Han, Fei Huang, Binyuan Hui, Luo Ji, Mei Li, Junyang Lin, Runji Lin, Dayiheng Liu, Gao Liu, Chengqiang Lu, Keming Lu, Jianxin Ma, Rui Men, Xingzhang Ren, Xuancheng Ren, Chuanqi Tan, Sinan Tan, Jianhong Tu, Peng Wang, Shijie Wang, Wei Wang, Shengguang Wu, Benfeng Xu, Jin Xu, An Yang, Hao Yang, Jian Yang, Shusheng Yang, Yang Yao, Bowen Yu, Hongyi Yuan, Zheng Yuan, Jianwei Zhang, Xingxuan Zhang, Yichang Zhang, Zhenru Zhang, Chang Zhou, Jinyen Zhou, Xiaohuan Zhou, and Tianhang Zhu. 2023. [Qwen technical report](#). *Preprint*, arXiv:2309.16609.
- Wenhu Chen, Hanwen Zha, Zhiyu Chen, Wenhan Xiong, Hong Wang, and William Wang. 2021. [Hybridqa: A dataset of multi-hop question answering over tabular and textual data](#). *Preprint*, arXiv:2004.07347.
- Subhabrata Dutta, Joykirat Singh, Soumen Chakrabarti, and Tanmoy Chakraborty. 2024. [How to think step-by-step: A mechanistic understanding of chain-of-thought reasoning](#). *Preprint*, arXiv:2402.18312.
- Hugo Touvron et al. 2023a. [Llama 2: Open foundation and fine-tuned chat models](#). *Preprint*, arXiv:2307.09288.
- Rohan Anil et al. 2023b. [Palm 2 technical report](#). *Preprint*, arXiv:2305.10403.
- Jiaxin Huang, Shixiang Shane Gu, Le Hou, Yuexin Wu, Xuezhi Wang, Hongkun Yu, and Jiawei Han. 2022. [Large language models can self-improve](#). *Preprint*, arXiv:2210.11610.
- Nengzheng Jin, Joanna Siebert, Dongfang Li, and Qingcai Chen. 2022. A survey on table question answering: recent advances. In *China Conference on Knowledge Graph and Semantic Computing*, pages 174–186. Springer.
- Fangyu Lei, Tongxu Luo, Pengqi Yang, Weihao Liu, Hanwen Liu, Jiahe Lei, Yiming Huang, Yifan Wei, Shizhu He, Jun Zhao, and Kang Liu. 2023. [Tableqakit: A comprehensive and practical toolkit for table-based question answering](#). *Preprint*, arXiv:2310.15075.
- Yang Liu, Dan Iter, Yichong Xu, Shuohang Wang, Ruochen Xu, and Chenguang Zhu. 2023. [G-eval: Nlg evaluation using gpt-4 with better human alignment](#). *Preprint*, arXiv:2303.16634.
- OpenAI. 2024. [Gpt-4 technical report](#). *Preprint*, arXiv:2303.08774.
- Panupong Pasupat and Percy Liang. 2015. Compositional semantic parsing on semi-structured tables. *arXiv preprint arXiv:1508.00305*.
- Yuan Sui, Mengyu Zhou, Mingjie Zhou, Shi Han, and Dongmei Zhang. 2024. Table meets llm: Can large language models understand structured table data? a benchmark and empirical study. In *Proceedings of the 17th ACM International Conference on Web Search and Data Mining*, pages 645–654.
- Xuezhi Wang, Jason Wei, Dale Schuurmans, Quoc Le, Ed Chi, Sharan Narang, Aakanksha Chowdhery, and Denny Zhou. 2023. [Self-consistency improves chain of thought reasoning in language models](#). *Preprint*, arXiv:2203.11171.
- Zilong Wang, Hao Zhang, Chun-Liang Li, Julian Martin Eisenschlos, Vincent Perot, Zifeng Wang, Lesly Miculicich, Yasuhisa Fujii, Jingbo Shang, Chen-Yu Lee, and Tomas Pfister. 2024. [Chain-of-table: Evolving tables in the reasoning chain for table understanding](#). *Preprint*, arXiv:2401.04398.
- Jason Wei, Xuezhi Wang, Dale Schuurmans, Maarten Bosma, Brian Ichter, Fei Xia, Ed Chi, Quoc Le, and Denny Zhou. 2023. [Chain-of-thought prompting elicits its reasoning in large language models](#). *Preprint*, arXiv:2201.11903.
- Yilun Zhao, Haowei Zhang, Shengyun Si, Linyong Nan, Xiangru Tang, and Arman Cohan. 2023. [Investigating table-to-text generation capabilities of llms in real-world information seeking scenarios](#). *Preprint*, arXiv:2305.14987.
- Denny Zhou, Nathanael Schärli, Le Hou, Jason Wei, Nathan Scales, Xuezhi Wang, Dale Schuurmans, Claire Cui, Olivier Bousquet, Quoc Le, and Ed Chi. 2023. [Least-to-most prompting enables complex reasoning in large language models](#). *Preprint*, arXiv:2205.10625.
- Fengbin Zhu, Wenqiang Lei, Yucheng Huang, Chao Wang, Shuo Zhang, Jiancheng Lv, Fuli Feng, and Tat-Seng Chua. 2021. Tat-qa: A question answering benchmark on a hybrid of tabular and textual content in finance. *arXiv preprint arXiv:2105.07624*.

A Table-Logic Flow Prompt

1. Table reading instruction: Table data is structured in a dictionary with keys 'header', 'rows', and 'name'. The 'header' contains column names, 'rows' includes sublists for each row matching the header, and 'name' provides the table's identifier.

2. Identify critical columns: Table: {table} Reading instruction: {format} Based on the reading instruction of this table, identify critical columns highly relevant to this question: {question}.

3. Identify critical rows: Table: {table} Reading instruction: {format} Critical columns: {column} Based on the reading instruction and critical columns of this table, identify critical rows highly relevant to this question: {question}.

4. Identify aggregation/calculation/comparison: Table: {table} Reading instruction: {format} Critical columns: column Critical rows: {row} Based on the reading instruction and key values in critical columns and rows of this table, identify any aggregation, calculation, and comparison required by this question: {question}

5. Achieve final prediction: Table: {table} Reading instruction: {format} Given this table and read instruction, answer this question: {question}. You do not need to explain the answer. Additional information that may help is given below. Critical columns: {column} Critical rows: {row} Aggregation, calculation, and comparison: {aggregation}

B Template of GPT-4 Evaluation

Prompt: You are now an intelligent assessment assistant. Based on the question and the golden answer, judge whether the predicted answer correctly answers the question and give only a Yes or No.

Question:

Gold Answer:

Predicted Answer:

Expected Output: Yes / No