

RAMIE: Retrieval-Augmented Multi-task Information Extraction with Large Language Models on Dietary Supplements

Zaifu Zhan, MEng¹, Shuang Zhou, PhD², Mingchen Li, MS², and Rui Zhang, PhD^{2,*}

¹Department of Electrical and Computer Engineering, University of Minnesota, Minneapolis, MN, USA

²Division of Computational Health Sciences, Department of Surgery, University of Minnesota, Minneapolis, MN, USA

*Corresponding author: Rui Zhang, PhD, Division of Computational Health Sciences, Department of Surgery, University of Minnesota, 11-132 Phillips-Wangensteen Building, 516 Delaware St SE, Minneapolis, MN 55455, United States (zhan1386@umn.edu)

ABSTRACT

Objective: We aimed to develop an advanced multi-task large language model (LLM) framework to extract multiple types of information about dietary supplements (DS) from clinical records.

Methods: We used four core DS information extraction tasks—namely, named entity recognition (NER: 2,949 clinical sentences), relation extraction (RE: 4,892 sentences), triple extraction (TE: 2,949 sentences), and usage classification (UC: 2,460 sentences) as our multitasks. We introduced a novel Retrieval-Augmented Multi-task Information Extraction (RAMIE) Framework, including: 1) employed instruction fine-tuning techniques with task-specific prompts, 2) trained LLMs for multiple tasks with improved storage efficiency and lower training costs, and 3) incorporated retrieval augmentation generation (RAG) techniques by retrieving similar examples from the training set. We compared RAMIE’s performance to LLMs with instruction fine-tuning alone and conducted an ablation study to assess the contributions of multi-task learning and RAG to improved multitasking performance.

Results: With the aid of the RAMIE framework, Llama2-13B achieved an F1 score of 87.39 (3.51% improvement) on the NER task and demonstrated outstanding performance on the RE task with an F1 score of 93.74 (1.15% improvement). For the TE task, Llama2-7B scored 79.45 (14.26% improvement), and MedAlpaca-7B achieved the highest F1 score of 93.45 (0.94% improvement) on the UC task. The ablation study revealed that while MTL increased efficiency with a slight trade-off in performance, RAG significantly boosted overall accuracy.

Conclusion: This study presents a novel RAMIE framework that demonstrates substantial improvements in multi-task information extraction for DS-related data from clinical records. Our framework can potentially be applied to other domains.

1 Introduction

Dietary supplements (DSs) play a pivotal role in promoting health and wellness by providing essential nutrients that may be lacking in regular diets. According to the 2023 CRN consumer survey¹, 74% of U.S. adults use supplements, with 55% being regular users, and 92% of these users agree that DSs are essential for health. Despite their widespread acceptance, concerns persist regarding the quality², effectiveness³, and safety^{3,4} of DSs due to their classification as food rather than medicine, exempting them from FDA approval⁵. This lack of regulation leads to several issues, including insufficient transparency regarding ingredient identities⁶, a shortage of rigorously designed clinical trials⁷, and limited laboratory studies clarifying their mechanisms⁸, which could result in adverse events (AEs)⁹, some of which may be severe or even fatal¹⁰.

Clinical records contain extensive DS information and their AEs^{11–13}, offering valuable insights for public health, medical research, and regulation. However, this information is often embedded in unstructured text within electronic health records^{14–16}, requiring advanced information extraction methods to comprehensively and accurately identify DS entities, related events, and their interrelations¹⁷. Several tasks in extracting DS information include named entity recognition (NER) for identifying specific DS names¹⁸, relations extraction (RE) for discerning associations between DSs and AEs versus indications or no relations^{19,20}, triple extraction (TE) or end-to-end NER with RE, and usage classification (UC) for capturing DS usage status (such as start, continuation, or discontinuation)¹³. Moreover, the variability in clinical language^{21,22}, including misspellings²³, abbreviations²⁴, and ambiguous terms, adds to the complexity of automated information extraction. Given these challenges, there is a pressing need for advanced methods that can handle the complexity and diversity of DS-related information embedded in clinical records.

To solve these challenges, there has been some prior research on using natural language processing (NLP) techniques to analyze DSs in text²⁵⁻²⁷. For example, Fan et al. used Bi-LSTM and BERT models to recognize DS entities, extract relations between DSs and AEs from clinical text¹⁷, and predict DSs use status¹³. Zhou et al.²⁸ trained BERT and its variants to identify DS use status from clinical notes among patients with Alzheimer's disease and related dementias. However, due to the analytical limitations of smaller models such as CNNs and BERT, these approaches often fall short in handling unseen text or complex clinical text, particularly when required to process multiple entity types and intricate relationships essential for comprehensive DS analysis. Recent advancements in LLMs such as GPT²⁹⁻³¹ and the Llama series³² have revolutionized the artificial intelligence domain³³ and many efforts have reported the effectiveness of applying LLMs for health records³⁴ and information extraction tasks^{19,35-39}. However, LLMs' application (and with advanced techniques such as RAG and instruction Fine-tuning) to DS-related information extraction remains under-explored. Although Zhou et al.⁴⁰ employed GPT-3.5-turbo to extract DS-related entities as part of broader therapies, LLM's ability to extract DS entities is still unknown. To fill the gap, we investigate the potential of LLMs for comprehensive information extraction tasks in the DS domain as the first benchmark work.

In this work, considering that the efficiency of information extraction is essential in real-world scenarios⁴¹⁻⁴³, we propose the RAMIE framework (**R**etrieval-**A**ugmented **M**ulti-task **I**nformation **E**xtraction Framework) for Dietary Supplements via Multi-Task Learning (MTL)^{44,45} and RAG to effectively handle multiple information extraction tasks simultaneously. On the one hand, MTL⁴¹⁻⁴³ offers significant efficiency, reducing not only training costs but also storage requirements^{46,47}, laying the foundation for deploying healthcare applications on smaller devices in the future. For example, Mulyar et al.⁴⁸ sacrificed little performance to achieve multi-head BERT to tackle multiple tasks in one model. On the other hand, RAG⁴⁹ offers a promising avenue to enhance LLMs for DSs. By incorporating retrieval mechanisms, RAG allows models to access additional relevant examples during generation^{20,50}. For instance, RAG has been successfully applied to improve question-answering systems⁵¹.

Our contributions are summarized as follows,

- To the best of our knowledge, it is the first work to explore the potential of LLMs for information extraction multitasks in the DS domain, including NER, RE, TE, UC tasks.
- We proposed the RAMIE (**R**etrieval-**A**ugmented **M**ulti-task **I**nformation **E**xtraction) framework which demonstrated a high performance via RAG and instruction fine-tuning, and achieve efficiency via MTL.
- We conducted comprehensive experiments on 8 state-of-the-art LLMs through 1) single-task instruction fine-tuning, 2) our RAMIE framework, and 3) multi-task instruction fine-tuning.

2 Methods

2.1 Overview of methods

In this work, we propose a comprehensive framework for performing multi-task information extraction on clinical narratives related to DSs. Our framework, RAMIE (Retrieval-Augmented Multi-task Information Extraction), is designed to conduct four tasks including NER, RE, TE, and UC within a single model. RAMIE combines MTL, RAG, and instruction fine-tuning to optimize extraction accuracy, model efficiency, and scalability across tasks. The framework has the potential to be applied to other domains. By using instruction-tuning and integrating retrievers to enhance context relevancy, RAMIE demonstrates adaptability to the complexities of clinical text analysis. In subsequent sections, we describe the tasks, datasets, architectural innovations that underpin RAMIE's capabilities, and experimental setup.

2.2 Tasks and Datasets

In this work, we address four core information extraction tasks: NER¹⁸, RE¹⁹, TE²⁰, and UC¹³. These tasks are foundational to NLP for extracting structured data from unstructured clinical text. Each task serves a specific role in transforming clinical text into a format that can support downstream applications, such as clinical decision-making or research on DSs.

1. **NER**: This task involves identifying and categorizing DS entities and AEs in the text. The model detects mentions of supplements and associated events in clinical notes, marking the entities with predefined categories. For instance, in a sentence like "The patient reported taking cranberry juice for a urinary tract infection", the model would tag "cranberry juice" as a dietary supplement and "urinary tract infection" as an adverse event.
2. **RE**: Once entities are identified, this task determines the relationships between them. In the context of DS-related data, RE identifies whether a supplement is positively or negatively associated with an event, or if there is no direct relationship. This task enables the identification of cause-effect relationships or therapeutic uses of DSs. For example, in "The patient experienced nausea after taking ginseng", RE would identify a negative relationship between "ginseng" and "nausea."

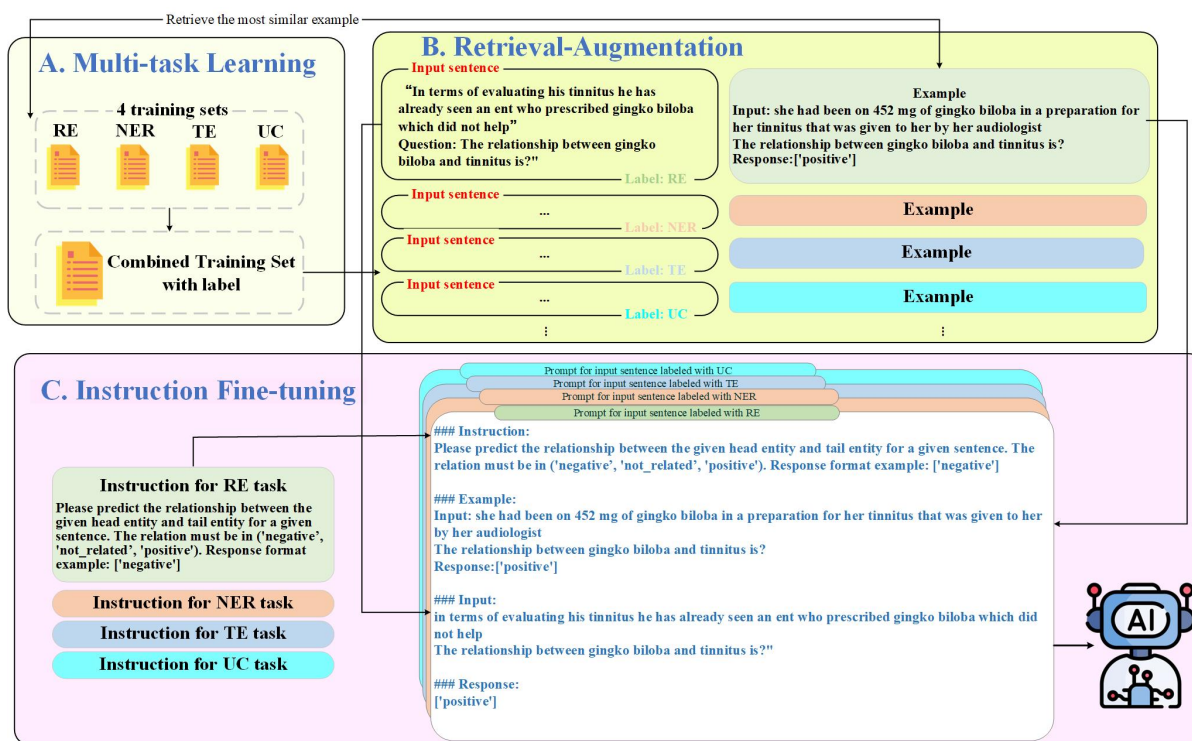


Figure 1. The retrieval-augmented multi-task information extraction framework(RAMIE).

- TE:** TE is an end-to-end RE task by structuring information into subject-predicate-object triples directly from the inputs. This task identified the named entities and then determined the relationships between identified entities into triples, which can be used for further analysis, such as creating knowledge graphs. In a sentence like "Cranberry is used to prevent urinary tract infections", TE would extract the triple (Cranberry <has_indication> urinary tract infections).
- UC:** UC focuses on classifying the use status of dietary supplements described in clinical notes. The model identifies whether a supplement is "Started", "Continued", "Discontinued", or its status is "Uncertain" within a given sentence. For example, in "The patient stopped taking fish oil due to side effects", the model would classify the use status as "Discontinued."

The datasets for these 4 tasks were derived from the Clinical Data Repository (CDR) at the University of Minnesota. The CDR contains over 180 million clinical notes from more than 5 million patients¹⁷, providing a rich source of information for DS-related tasks. Each task is supported by a specific dataset, which was manually annotated by domain experts¹⁷. The dataset was split into training, development, and test sets with a ratio of 8:1:1. The data statistics, annotation details, and examples for each task are summarized in Table 1.

2.3 RAMIE framework

The motivation for the proposed RAMIE framework is to maintain the high performance of LLMs while achieving efficiency. As depicted in Fig. 1, the RAMIE framework integrates MTL, RAG, and instruction fine-tuning, leveraging their complementary strengths to enhance task performance. MTL enables LLMs to handle multiple tasks within a single LLM. MTL brings in not only efficiency but also complexity, thus mitigating performance. The challenge is LLMs should learn to distinguish task types, memorize the response format, and also learn the corresponding task-solving abilities. Instruction fine-tuning and RAG enhance the performance by providing various instructions for each task and providing task-relevant examples dynamically, respectively. This combination offers high-level guidance, similar examples, and response templates to enhance understanding and reduce ambiguity in predictions.

To lay a solid groundwork, we evaluate 8 state-of-the-art LLMs in our framework. LLMs include Mistral-7B⁵², Llama-2-7B³², Llama-2-13B³², Llama-3-8B⁵³ which were pre-trained for general downstream tasks and BioMistral-7B⁵⁴, PMC-Llama-13B⁵⁵, MedAlpaca-7B⁵⁶ and MedAlpaca-13B⁵⁶ which were pre-trained for biomedical domain.

A. Multi-task Learning

The MTL in the RAMIE framework offers a practical and scalable solution for deploying LLMs to address diverse tasks, especially in resource-constrained environments. As shown in Fig. 1, the RAMIE framework consolidates task-specific datasets for NER, RE, TE, and UC, each containing thousands of labeled sentences, into a unified training set. The task-specific labels serve dual purposes: they not only guide the training process but also play a crucial role in the retrieval and prompt construction phases, where retrieved examples are augmented with task-specific instructions.

The unified dataset is used in a multi-task instruction fine-tuning process, enabling the LLM to be trained simultaneously on sentences from all tasks. During training, the model learns to differentiate between distinct task instructions encoded in the dataset and generates accurate task-specific outputs. By employing MTL approach, RAMIE allows a single LLM to acquire the capability to solve multiple tasks with just one fine-tuning operation. This significantly reduces storage redundancy, as only one model needs to be maintained, and minimizes computational resources required for training and deployment. Furthermore, the unified structure and shared learning strategy enhance the adaptability and efficiency of the model across a broad spectrum of information extraction tasks.

B. Retrieval-Augmented Generation

In the RAMIE framework, as illustrated in Fig. 1, we incorporate RAG^{20,49,50} to further enhance the model’s performance across tasks. During both the training and testing phases, the framework employs retrievers to identify the most relevant sentence-response pair from the corresponding training set based on the cosine similarity of sentence embeddings, determined by the input sentence and its associated task label. To ensure alignment between the retrieved examples and the input format, the retrievers are constrained to search within the training set specific to the input’s labeled task.

The retrieval process involves concatenating the input sentence and its corresponding response to form a single representation, which is then compared to the input sentence embedding using cosine similarity. During training, the retrievers often identify pairs where the sentence is identical to the input sentence due to the high embedding similarity. However, such instances may cause the model to rely on copying the response directly from the example, rather than developing analytical reasoning. To mitigate this issue, the retrievers are restricted from selecting the input sentence itself during training and are instead configured to retrieve the most semantically similar example from the remaining dataset. Conversely, during testing, the retrievers are permitted to select the most relevant example from the entire training set, as there is no overlap between the input and retrieved examples.

The retrieved examples are incorporated into a dynamically constructed prompt, which is subsequently used for instruction fine-tuning within the LLM. To optimize retrieval quality, we utilize three state-of-the-art retrievers—MedCPT⁵⁷, Contriever⁵⁸, and BMRetriever⁵⁹. These retrievers are specifically tailored for domain-specific tasks and have demonstrated superior performance in biomedical information extraction, making them well-suited for the diverse and complex tasks addressed in RAMIE.

C. Instruction Fine-tuning

To optimize the performance of LLMs across multiple tasks, we employed instruction fine-tuning^{60,61}, a technique that helps models generalize by providing explicit task instructions within the input prompt. Following the LEAP framework¹⁹, we designed the template of prompts for each task, as illustrated in Figure 1. The prompt consists of an instruction part, an example part, and the input sentence with its response. The input sentences are from the combined training set, and the examples are retrieved from the retrievers. The instructions are designed to provide instruction for each task as follows,

- For the NER task, the model is instructed to *extract dietary supplements and adverse events from a given sentence and recognize their entity types*. The predefined entity types include ‘event’, ‘folic acid’, ‘milk thistle’, ‘ginger’, ‘chamomile’, ‘garlic’, ‘black cohosh’, ‘ginkgo’, ‘lavender’, ‘melatonin’, ‘cranberry’, ‘ginseng’, ‘glucosamine’, ‘dandelion’, ‘saw palmetto’, and ‘green tea’. The output is expected in the format: *a list of entities with their corresponding types*, for example, [entity_name1: entity_type1, entity_name2: entity_type2, ...].
- In the RE task, the model is prompted to *predict the relationship between a given head entity and tail entity within the provided sentence*. The relation must be selected from the predefined set: ‘negative’, ‘not_related’, or ‘positive’. The response is expected as *a single-item list*, such as [‘negative’].
- For the TE task, the model is asked to *extract triples consisting of a head entity, relation, and tail entity from the sentence*. The relation types are the same as in RE, and the entity types are the same as in NER. The output format is *a list of dictionaries*, where each dictionary represents a triple, e.g., {‘head entity’: ‘entity_name’, ‘relation’: ‘relation_type’, ‘tail entity’: ‘entity_name’}.

- In the UC task, the model is required to *predict the dietary supplement usage within the sentence*, selecting from the predefined usage types: ‘continue’, ‘discontinue’, ‘uncertain’, or ‘start’. The expected output is a list containing the predicted usage type, such as [‘continue’].

2.4 Experiments

We designed three groups of experiments to comprehensively evaluate the proposed RAMIE framework: (1) single-task instruction fine-tuning as a benchmark, (2) the RAMIE framework, and (3) multi-task instruction fine-tuning as an ablation study. The ablation study was designed to provide insights into the individual contributions of MTL and RAG within the RAMIE framework. All experiments were conducted on NVIDIA A100 GPUs with 80GB memory. The training and evaluation batch sizes per device were set to 4, and inference was performed on a sentence-by-sentence basis for efficiency. To fine-tune the model effectively, we employed the LoRA approach⁶², with the rank set to 64, alpha to 32, and a dropout rate of 0.1. The AdamW optimizer was used with a learning rate of 1e-5, and the model was trained for 5000 steps. Evaluations were performed every 1000 steps, and the best-performing model was selected for inference.

For the baseline, we implemented a BERT-based model with separate task-specific heads to handle the four tasks, following the methodology in prior work⁴⁸. To evaluate model performance, we adopted Micro Precision, Recall, and F1-score metrics, in line with established studies^{17,20}. A prediction was considered correct only if the entire output exactly matched the ground truth^{17,28}. For single-task instruction fine-tuning, models were trained on a single dataset and evaluated on its corresponding test set. In contrast, for multi-task instruction fine-tuning, the models were trained on a blended dataset combining all tasks and evaluated on the test sets of each task individually, both with and without RAG integration. To further evaluate the effectiveness of the retrievers, experiments were conducted using a random retriever as a baseline for comparison.

3 Results

3.1 Instruction Fine-tuning Performance

Table 2 presents a comprehensive comparison of various models evaluated under single-task instruction-tuning setting across four tasks. Overall, compared to BERT, all the LLMs achieved F1 scores above 80, significantly surpassing BERT’s average score of 69.55. This highlights the superior performance of LLMs on DS-related tasks. The key difference lies in the NER task: while BERT classifies each token individually, LLMs extract information directly from entire sentences, leading to a substantial performance gap. For LLMs, Table 2 shows that the MedAlpaca-7B model achieves the highest average F1-score of 86.38, outperforming other models such as BioMistral-7B (85.36) and Mistral-7B (85.06). This indicates that MedAlpaca-7B is particularly effective when fine-tuned for individual tasks.

As for the individual task, for example, MedAlpaca-7B achieved an F1 score of 88.57 in NER task. Llama3-8B demonstrated exceptional performance in the RE task, with an F1 score of 93.61. In the TE task, MedAlpaca-7B scored 75.36, while BERT achieved the highest F1 score of 92.61 in the UC task, with LLM models performing closely behind. Notably, traditional models like BERT lag significantly behind, highlighting the advancements brought by more recent architectures.

3.2 RAMIE Performance

Table 3 presents the performance of 8 LLMs across NER, RE, TE, and UC. Each row reflects the performance of a single model for each dataset. Across all models, the BMRetriever configuration consistently yields the highest average F1 scores. For example, BioMistral-7B achieves its best average F1 score of 85.29 when using BMRetriever. Similarly, Llama2-7B, MedAlpaca-7B, and Mistral-7B also show their best performance under the BMRetriever setting. Notably, Llama2-13B achieves its highest score of 85.96 using Contriever, indicating a strong performance in this configuration.

In terms of performance of individual tasks, RE generally demonstrates higher scores across the models compared to the other tasks, with several models achieving F1 scores above 90. For instance, Llama2-13B under BMRetriever achieves an F1 score of 93.74 in RE. TE however tends to have more variable results, with F1 scores ranging from around 60 to 73 across most models, suggesting the relative difficulty of this task.

3.3 Ablation Study

Table 4 summarizes the evaluation results under the multi-task instruction fine-tuning setting without RAG. Among the models, Mistral-7B stands out with the highest average F1 score of 84.06, surpassing BioMistral-7B (82.10) and Llama3-8B (83.18), indicating its strong and consistent performance across tasks. Most models perform reliably in the RE task, with several exceeding an F1 score of 90. Notably, Llama3-8B, BioMistral-7B, and MedAlpaca-7B all achieved F1 scores of 92.22 or higher in this task. However, the TE task exhibits greater variability in F1 scores, with Mistral-7B achieving the highest at 70.74, highlighting the relative difficulty of this task.

Additionally, we computed the relative F1 score drop for each task and model, comparing to single-task instruction fine-tuning. Under the multi-task setting, the MedAlpaca-13B model experienced the largest drop of 5.66%, while the average

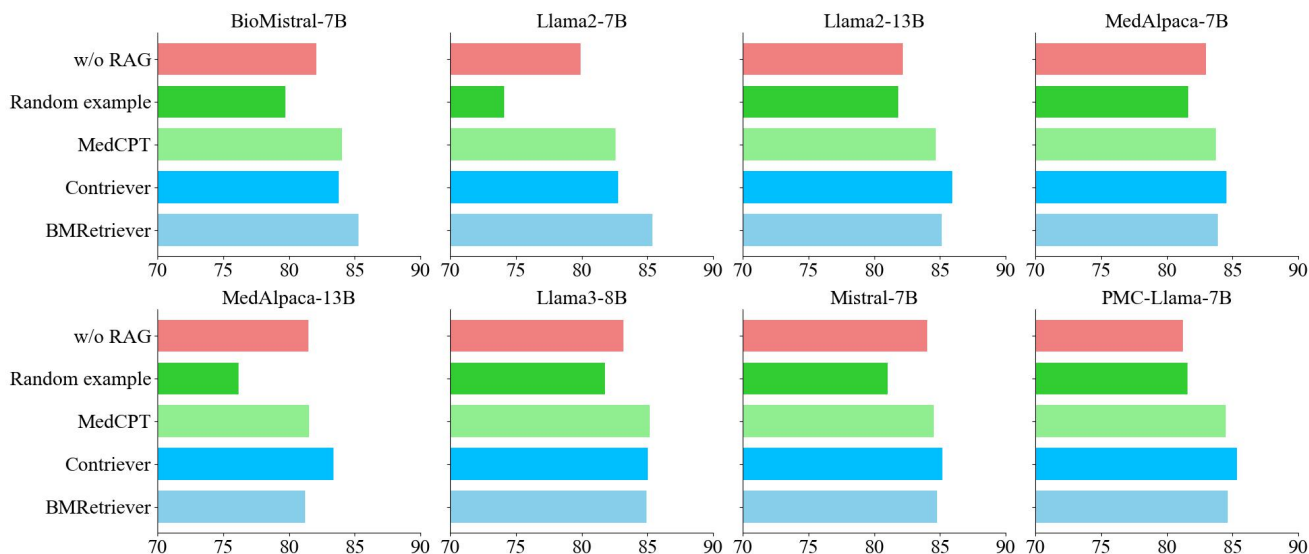


Figure 2. Performance comparison (average F1 score) of RAMIE framework and the MTL without RAG. We averaged the F1 scores of four tasks for each model.

performance drop across all models was 2.72%. Specifically, for the NER, TE, and UC tasks, the average drops across the eight LLMs were 2.77%, 5.64%, and 3.31%, respectively. Interestingly, the RE task showed a slight benefit from the multi-task instruction fine-tuning.

4 Discussion

Extracting DS information in clinical notes is crucial due to the widespread and growing use of DSs and the need for accurate information on their usage, efficacy, and safety. Given limited regulatory oversight, extracting reliable DS-related information from clinical records is essential for patient safety and informed decision-making. LLMs, with their advanced NLP capabilities, are uniquely suited to this task. Their ability to manage complex, unstructured data allows them to efficiently handle multiple DS-related tasks. By leveraging techniques like instruction fine-tuning, MTL, and RAG, LLMs enhance the precision and relevance of extracted DS data, making them a transformative tool for advancing DS safety and effectiveness in healthcare. In this section, we reflect on the results in the context of single-task instruction fine-tuning, the RAMIE framework, and the effects of removing RAG from the framework. In the end, we analyzed errors and discussed the limitations and future directions.

The first key finding from this study is that LLMs demonstrated exceptional performance on DS-related tasks, significantly outperforming BERT-based models. For example, MedAlpaca-7B achieved the highest F1 score (86.38) under the single-task instruction fine-tuning setting, which shows the superiority of LLMs in handling complex, multi-faceted tasks. Compared to BERT, LLMs have a more advanced architecture and larger model size, allowing them to capture deeper semantic patterns and make use of richer contextual information. Moreover, LLMs' generative nature enables better adaptability across diverse tasks without requiring specific architecture changes, which is a limitation in smaller models like BERT. The ability of LLMs to generalize across tasks while maintaining high performance makes them particularly well-suited for complex domains such as biomedical information extraction.

Second, our RAMIE provided a framework for MTL, achieving comparable performances of single-task instruction fine-tuning. For instance, Llama2-13B, when combined with the Contriever retriever, reached an F1 score of 85.96, outperforming the single-task fine-tuning counterpart (F1 of 84.99). We conducted a comprehensive analysis of all experiments, comparing the performance of models in single-task settings and models with RAG across four tasks. This included combinations of each model with three different retrievers, totaling 96 experimental setups. Among these, 46 setups achieved better results using our framework, demonstrating that the outcomes from our framework are comparable to those from single-task instruction fine-tuned models. The key advantage of the RAMIE framework lies in its use of RAG, which enhances LLMs by providing additional examples during training and testing. RAG helps the model retrieve relevant examples that augment the training data, thus enabling more accurate output generation. As shown in Fig. 2, we compared the performance of each LLM across five settings: zero-shot (labeled as 'w/o RAG' in table), random example, and three retrievers (MedCPT, Contriever, and BMRetriever). Zero-shot serves as the baseline without RAG and the random example setting serves as the baseline

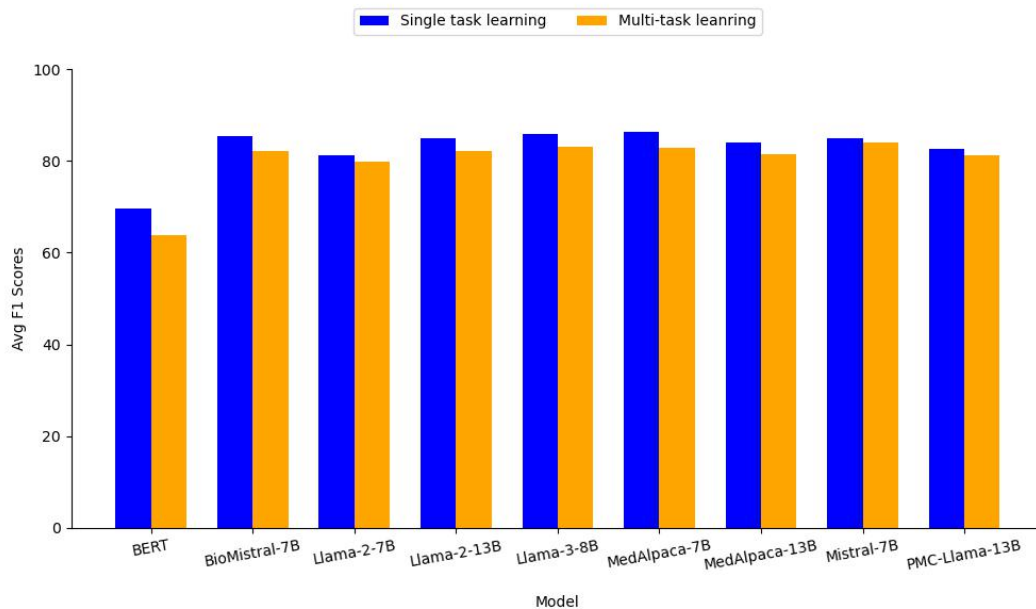


Figure 3. Average F1 scores comparison between single-task learning and multi-task learning.

for using examples. Interestingly, using a random example in the prompt actually decreases model performance, while all retrievers—MedCPT, Contriever, and BMRetriever—consistently improved the performance of LLMs. Contriever shows the best overall performance, with six out of eight models achieving their highest scores when combined with Contriever. BMRetriever follows closely, yielding the best results in two models. By dynamically fetching task-specific examples, RAG alleviates the burden on the LLM to store all knowledge internally, allowing the model to focus on generating more contextually accurate predictions in DS-related information extraction.

In addition, except that the performances of single-task instruction fine-tuning and our RAMIE framework are comparable, the model trained in our framework demonstrates excellent storage efficiency and reduction on training cost, since a single model is trained once and then can handle all four tasks simultaneously, which verifies the effectiveness of the proposed RAMIE framework. By reducing the storage requirements and training cost while maintaining or even improving performance for some models, this approach is particularly suited for resource-constrained environments where running LLMs on multiple devices is not feasible.

Lastly, we conducted an ablation study where we ran MTL experiments (without RAG). When comparing the results to single-task instruction fine-tuning, we observed that the overall average F1 scores decreased, as shown in Fig. 3. The reason behind this decline is that MTL requires the model to manage multiple tasks simultaneously, which leads to increased complexity in distinguishing between tasks and adjusting to varying output formats. This cognitive load on the model can cause a negative influence, where learning multiple tasks hinders the model’s performance on individual tasks. The need to allocate capacity to learn the differences between tasks, as well as the varying output formats for each task, leads to a slight drop in performance. This is consistent with findings from previous research⁴⁸.

Error analysis

Diving into these promising results, through observing the generation, we found LLMs are suffering from the following errors:

- **Redundant Information:** In tasks like NER and TE, the language model occasionally extracts unnecessary information. For instance, while expert annotations label "motion sickness" as an adverse event, the model often extracts "mild motion sickness" as the result. Here, "mild" is an adjective describing the adverse event rather than a core part of it.
- **Information omission:** The model occasionally failed to capture all relevant information. In sentences with multiple entities, it might extract only a subset of them—capturing three out of four entities, for instance. Similarly, when there are multiple triples in a sentence, the model sometimes retrieves only one, overlooking additional relevant relationships.
- **Incorrect generation:** It includes misclassifying entities, incorrectly assigning relationships between head and tail entities, and extracting non-entity words as entities.

Limitations and future Directions

This work has a few limitations. First, we did not include particularly large models (e.g., Llama-2-70B) in our experiments. Larger models often have greater capacity, which may enable them to better manage the complexities of learning multiple tasks concurrently, potentially enhancing MTL performance. Second, to our knowledge, no retriever exists that is specifically optimized for DS tasks, which might further improve model accuracy and relevance in this domain. Lastly, we did not investigate few-shot learning scenarios. Examining the model's performance under few-shot conditions could offer valuable insights into its adaptability and ability to generalize in contexts with limited labeled data. For future research, we recommend further exploration of retrieval-augmented multi-task frameworks using various LLM architectures and datasets. This could provide a deeper understanding of the framework's scalability across different domains. Additionally, experimenting with a broader range of retrievers beyond MedCPT, Contriever, and BMRetriever may uncover more effective methods to enhance model performance. Finally, investigating transfer learning between related tasks or integrating more advanced model architectures could help address the observed performance limitations in MTL, leading to improved efficiency and accuracy across tasks.

5 Conclusion

This paper presented the RAMIE framework, a retrieval-augmented, multi-task LLM solution for extracting dietary supplement information from clinical records. RAMIE effectively handled NER, RE, TE, and UC tasks, achieving high accuracy and efficiency through instruction fine-tuning, MTL, and RAG. Experimental results demonstrated that RAMIE demonstrates its excellent abilities in DS information extraction while achieving efficiency, confirming its potential for scalable, efficient information extraction in healthcare applications.

6 Contributorship Statement

Zaifu Zhan and Rui Zhang conceptualized and designed the study. Zaifu Zhan and MingChen Li curated the data. Zaifu Zhan executed the experiments. Zaifu Zhan and Shuang Zhou drafted the initial manuscript, and Rui Zhang reviewed and finalized the manuscript. Rui Zhang supervised the whole project.

7 Funding Statement

This work was supported by the National Institutes of Health's National Center for Complementary and Integrative Health under grant numbers R01AT009457 and U01AT012871, the National Institute on Aging under grant number R01AG078154, the National Cancer Institute under grant number R01CA287413, and the National Institute of Diabetes and Digestive and Kidney Diseases under grant number R01DK115629. The content is solely the responsibility of the authors and does not represent the official views of the National Institutes of Health.

8 Acknowledgements

We would like to express our sincere gratitude to the reviewers for any suggestions.

9 Competing Interests Statement

The authors state that they have no competing interests to declare.

References

1. Council for responsible nutrition 2023 survey. <https://www.crnusa.org/2023survey/infographics> (2023).
2. Fu, P. P. *et al.* Quality assurance and safety of herbal dietary supplements. *J. Environ. Sci. Heal. Part C* **27**, 91–119 (2009).
3. Dodge, T., Litt, D. & Kaufman, A. Influence of the dietary supplement health and education act on consumer beliefs about the safety and effectiveness of dietary supplements. *J. health communication* **16**, 230–244 (2011).
4. Petroczi, A., Taylor, G. & Naughton, D. Mission impossible? regulatory and enforcement issues to ensure safety of dietary supplements. *Food Chem. Toxicol.* **49**, 393–402 (2011).
5. Facts about dietary supplements. <https://www.fda.gov/news-events/rumor-control/facts-about-dietary-supplements> (2023).
6. Tucker, J., Fischer, T., Upjohn, L., Mazzera, D. & Kumar, M. Unapproved pharmaceutical ingredients included in dietary supplements associated with us food and drug administration warnings. *JAMA Netw. Open* **1**, e183337–e183337, DOI: [10.1001/jamanetworkopen.2018.3337](https://doi.org/10.1001/jamanetworkopen.2018.3337) (2018). https://jamanetwork.com/journals/jamanetworkopen/articlepdf/2706496/tucker_2018_oi_180156.pdf.

7. D’Cunha, N. M. *et al.* Effect of long-term nutraceutical and dietary supplement use on cognition in the elderly: a 10-year systematic review of randomised controlled trials. *Br. J. Nutr.* **119**, 280–298 (2018).
8. Van Norman, G. A. Limitations of animal studies for predicting toxicity in clinical trials: is it time to rethink our current approach? *JACC: Basic to Transl. Sci.* **4**, 845–854 (2019).
9. Palmer, M. E. *et al.* Adverse events associated with dietary supplements: an observational study. *The Lancet* **361**, 101–106 (2003).
10. Timbo, B. B. *et al.* Dietary supplement adverse event report data from the fda center for food safety and applied nutrition adverse event reporting system (caers), 2004–2013. *Annals Pharmacother.* **52**, 431–438 (2018).
11. Fan, Y. *et al.* Detecting signals of interactions between warfarin and dietary supplements in electronic health records. In *MEDINFO 2017: Precision Healthcare through Informatics*, 370–374 (IOS Press, 2017).
12. Zhang, R. *et al.* Evaluating term coverage of herbal and dietary supplements in electronic health records. In *AMIA Annual Symposium Proceedings*, vol. 2015, 1361 (American Medical Informatics Association, 2015).
13. Fan, Y. & Zhang, R. Using natural language processing methods to classify use status of dietary supplements in clinical notes. *BMC medical informatics decision making* **18**, 15–22 (2018).
14. Shickel, B., Tighe, P. J., Bihorac, A. & Rashidi, P. Deep ehr: A survey of recent advances in deep learning techniques for electronic health record (ehr) analysis. *IEEE J. Biomed. Heal. Informatics* **22**, 1589–1604, DOI: [10.1109/JBHI.2017.2767063](https://doi.org/10.1109/JBHI.2017.2767063) (2018).
15. Cowie, M. R. *et al.* Electronic health records to facilitate clinical research. *Clin. Res. Cardiol.* **106**, 1–9 (2017).
16. Jha, A. K. *et al.* Use of electronic health records in us hospitals. *New Engl. J. Medicine* **360**, 1628–1638 (2009).
17. Fan, Y., Zhou, S., Li, Y. & Zhang, R. Deep learning approaches for extracting adverse events and indications of dietary supplements from clinical text. *J. Am. Med. Informatics Assoc.* **28**, 569–577 (2021).
18. Lee, L.-H. & Lu, Y. Multiple embeddings enhanced multi-graph neural networks for chinese healthcare named entity recognition. *IEEE J. Biomed. Heal. Informatics* **25**, 2801–2810 (2021).
19. Zhou, H., Li, M., Xiao, Y., Yang, H. & Zhang, R. Leap: Llm instruction-example adaptive prompting framework for biomedical relation extraction. *J. Am. Med. Informatics Assoc.* ocae147 (2024).
20. Li, M. *et al.* Benchmarking retrieval-augmented large language models in biomedical nlp: Application, robustness, and self-awareness. *arXiv preprint arXiv:2405.08151* (2024).
21. Holper, S. *et al.* Ambiguous medical abbreviation study: challenges and opportunities. *Intern. medicine journal* **50**, 1073–1078 (2020).
22. Grossman Liu, L. *et al.* A deep database of medical abbreviations and acronyms for natural language processing. *Sci. Data* **8**, 149 (2021).
23. Fan, Y. *et al.* Using word embeddings to expand terminology of dietary supplements on clinical notes. *JAMIA open* **2**, 246–253 (2019).
24. Rizvi, R. F. *et al.* idisk: the integrated dietary supplements knowledge base. *J. Am. Med. Informatics Assoc.* **27**, 539–548 (2020).
25. Dang, H., Lee, K., Henry, S. & Uzuner, O. Ensemble bert for classifying medication-mentioning tweets. In *Proceedings of the Fifth Social Media Mining for Health Applications Workshop & Shared Task*, 37–41 (2020).
26. Singh, E. *et al.* A conversational agent system for dietary supplements use. *BMC medical informatics decision making* **22**, 153 (2022).
27. Schutte, D. *et al.* Discovering novel drug-supplement interactions using a dietary supplements knowledge graph generated from the biomedical literature. *arXiv preprint arXiv:2106.12741* (2021).
28. Zhou, S. *et al.* Identification of dietary supplement use from electronic health records using transformer-based language models. In *2021 IEEE 9th International Conference on Healthcare Informatics (ICHI)*, 513–514 (IEEE, 2021).
29. Radford, A. Improving language understanding by generative pre-training. *OpenAI* (2018).
30. Radford, A. *et al.* Language models are unsupervised multitask learners. *OpenAI blog* **1**, 9 (2019).
31. Brown, T. B. Language models are few-shot learners. *arXiv preprint arXiv:2005.14165* (2020).
32. Touvron, H. *et al.* Llama 2: Open foundation and fine-tuned chat models. *arXiv preprint arXiv:2307.09288* (2023).

33. Bent, A. A. Large language models: Ai's legal revolution. *Pace Law Rev.* **44**, 91 (2023).
34. Zhou, S. *et al.* Large language models for disease diagnosis: A scoping review. *arXiv preprint arXiv:2409.00097* (2024).
35. Goel, A. *et al.* Llms accelerate annotation for medical information extraction. In *Machine Learning for Health (ML4H)*, 82–100 (PMLR, 2023).
36. Monajatipoor, M. *et al.* Llms in biomedicine: A study on clinical named entity recognition. *arXiv preprint arXiv:2404.07376* (2024).
37. Chen, R., Qin, C., Jiang, W. & Choi, D. Is a large language model a good annotator for event extraction? In *Proceedings of the AAAI Conference on Artificial Intelligence*, vol. 38, 17772–17780 (2024).
38. Sun, Q. *et al.* Consistency guided knowledge retrieval and denoising in llms for zero-shot document-level relation triplet extraction. In *Proceedings of the ACM on Web Conference 2024*, 4407–4416 (2024).
39. Zhang, Y. *et al.* Pushing the limit of llm capacity for text classification. *arXiv preprint arXiv:2402.07470* (2024).
40. Zhou, H. *et al.* Complementary and integrative health information in the literature: its lexicon and named entity recognition. *J. Am. Med. Informatics Assoc.* **31**, 426–434 (2024).
41. Zhao, T., Yan, Z., Cao, Y. & Li, Z. A unified multi-task learning framework for joint extraction of entities and relations. In *Proceedings of the AAAI Conference on Artificial Intelligence*, vol. 35, 14524–14531 (2021).
42. Zheng, S. *et al.* Joint extraction of entities and relations based on a novel tagging scheme. *arXiv preprint arXiv:1706.05075* (2017).
43. Qin, H., Tian, Y. & Song, Y. Enhancing relation extraction via adversarial multi-task learning. In *Proceedings of the Thirteenth Language Resources and Evaluation Conference*, 6190–6199 (2022).
44. Chen, S., Zhang, Y. & Yang, Q. Multi-task learning in natural language processing: An overview. *ACM Comput. Surv.* **56**, 1–32 (2024).
45. Ruder, S. An overview of multi-task learning in deep neural networks. *arXiv preprint arXiv:1706.05098* (2017).
46. Kang, Z., Grauman, K. & Sha, F. Learning with whom to share in multi-task feature learning. In *Proceedings of the 28th International Conference on Machine Learning (ICML-11)*, 521–528 (2011).
47. Yin, W., Xu, M., Li, Y. & Liu, X. Llm as a system service on mobile devices. *arXiv preprint arXiv:2403.11805* (2024).
48. Mulyar, A., Uzuner, O. & McInnes, B. Mt-clinical bert: scaling clinical information extraction with multitask learning. *J. Am. Med. Informatics Assoc.* **28**, 2108–2115 (2021).
49. Lewis, P. *et al.* Retrieval-augmented generation for knowledge-intensive nlp tasks. *Adv. Neural Inf. Process. Syst.* **33**, 9459–9474 (2020).
50. Wu, S. *et al.* Stark: Benchmarking llm retrieval on textual and relational knowledge bases. *arXiv preprint arXiv:2404.13207* (2024).
51. Hou, Y. & Zhang, R. Enhancing dietary supplement question answer via retrieval-augmented generation (rag) with llm. *medRxiv 2024-09* (2024).
52. Jiang, A. Q. *et al.* Mistral 7b. *arXiv preprint arXiv:2310.06825* (2023).
53. Meta-llama 3 8b on hugging face. <https://huggingface.co/meta-llama/Meta-Llama-3-8B> (2024).
54. Labrak, Y. *et al.* Biomistral: A collection of open-source pretrained large language models for medical domains. *arXiv preprint arXiv:2402.10373* (2024).
55. Wu, C. *et al.* Pmc-llama: toward building open-source language models for medicine. *J. Am. Med. Informatics Assoc.* ocae045 (2024).
56. Han, T. *et al.* Medalpaca—an open-source collection of medical conversational ai models and training data. *arXiv preprint arXiv:2304.08247* (2023).
57. Jin, Q. *et al.* Medcpt: Contrastive pre-trained transformers with large-scale pubmed search logs for zero-shot biomedical information retrieval. *Bioinformatics* **39**, btad651 (2023).
58. Izacard, G. *et al.* Unsupervised dense information retrieval with contrastive learning. *arXiv preprint arXiv:2112.09118* (2021).
59. Xu, R. *et al.* Bmretriever: Tuning large language models as better biomedical text retrievers. *arXiv preprint arXiv:2404.18443* (2024).

60. Longpre, S. *et al.* The flan collection: Designing data and methods for effective instruction tuning. In *International Conference on Machine Learning*, 22631–22648 (PMLR, 2023).
61. Zhang, S. *et al.* Instruction tuning for large language models: A survey. *arXiv preprint arXiv:2308.10792* (2023).
62. Hu, E. J. *et al.* Lora: Low-rank adaptation of large language models. *arXiv preprint arXiv:2106.09685* (2021).
63. Hao, Z., AghaKouchak, A., Nakhjiri, N. & Farahmand, A. Global integrated drought monitoring and prediction system (GIDMaPS) data sets. *figshare* <http://dx.doi.org/10.6084/m9.figshare.853801> (2014).

Task	Statistics / Annotations / Examples
NER	<p>Train / Dev / Test size: 2365 / 292 / 292</p> <p>DS entities: <i>folic_acid, milk_thistle, ginger, chamomile, garlic, black_cohosh, ginkgo, lavender, melatonin, cranberry, glucosamine, dandelion, saw_palmetto, green_tea.</i></p> <p>All adverse events were labeled as an <i>event</i></p> <p>Examples:</p> <ul style="list-style-type: none"> - <i>ginger</i> and <i>ginkgo biloba</i>: ginger and ginkgo biloba are mild anticoagulants so there is an increased risk of bleeding, especially with full-dose aspirin - <i>green tea</i>: She did not state that she started drinking a lot of green tea before was noted her blood pressure was going up - <i>lavender</i>: pt expressed anxiety but comforted with support breathing and lavender - <i>ginseng</i>: constipation-use of ginseng tea-seems to be better with this
RE	<p>Train / Dev / Test size: 3964 / 464 / 464</p> <p>Relations: <i>positive, negative, not_related</i>, indicating the relation between the head DS entity and the corresponding adverse events.</p> <p>Examples:</p> <ul style="list-style-type: none"> - <i>positive</i>: ginkgo biloba and melatonin have both been studied for use in treating tinnitus . The relationship between melatonin and tinnitus is? - <i>negative</i>: she has tried melatonin but it is increased the morning dizziness . The relationship between melatonin and dizziness is? - <i>not_related</i>: will add maalox for indigestion ,fiber to decrease constipation,and lavender aromatherapy for pain /anxiety relief .The relationship between fiber and pain is?
TE	<p>Train / Dev / Test size: 2365 / 292 / 292</p> <p>Same entities as NER task (head entities are DS entities and tail entities are the corresponding adverse events), relation types are same as RE task.</p> <p>Examples:</p> <ul style="list-style-type: none"> - <i>ginseng tea</i> <i>positive</i> <i>constipation</i>: constipation-use of ginseng tea-seems to be better with this - <i>estroven</i> <i>positive</i> <i>night sweat</i>: She's taking estrogen for night sweats' it helps a little. - <i>folic acid</i> <i>negative</i> <i>rash</i>: daughter calling back to inform this office that they accidentally purchased folic acid 400mg and have been giving 1 po to pt since 09-12-08. daughter is asking if her recent skin rash could be due to this.
UC	<p>Train / Dev / Test size: 2000 / 230 / 230</p> <p>Use status: <i>continue, discontinue, uncertain, start</i>, describing the status of DS for patients.</p> <p>Examples:</p> <ul style="list-style-type: none"> - <i>continue</i>: continue Vitamin E selenium discharge - <i>discontinue</i>: note stop b6 b12 folic acid today - <i>uncertain</i>: suggest take co mg daily vitamin d3 unit daily - <i>start</i>: currently prescribe levo thyroxine mcg daily melatonin

Table 1. Overview of annotation details and the statistics of datasets.

Models	Named Entity Recongition			Relation Extraction			Triple Extraction			Usage Classification			Avg F1
	Precision	Recall	F1	Precision	Recall	F1	Precision	Recall	F1	Precision	Recall	F1	
BERT	28.08	28.08	28.08	92.88	92.88	92.88	64.71	64.57	64.64	92.61	92.61	92.61	69.55
BioMistral-7B	86.01	85.89	85.95	93.09	93.09	93.09	75.00	68.48	71.59	90.79	90.79	90.79	85.36
Llama-2-7B	85.55	81.66	83.56	83.37	83.37	83.37	72.09	64.57	68.12	89.96	89.96	89.96	81.25
Llama-2-13B	86.40	82.34	84.32	92.66	92.66	92.66	73.01	69.66	71.29	91.70	91.70	91.70	84.99
Llama-3-8B	86.18	84.38	85.27	93.61	93.61	93.61	78.29	70.39	74.13	91.01	91.01	91.01	86.01
MedAlpaca-7B	91.51	85.81	88.57	89.03	89.03	89.03	81.25	70.27	75.36	92.57	92.57	92.57	86.38
MedAlpaca-13B	85.01	82.90	83.94	89.42	89.42	89.42	76.05	67.78	71.68	90.83	90.83	90.83	83.97
Mistral-7B	84.01	84.83	84.42	92.66	92.66	92.66	74.88	73.33	74.09	89.08	89.08	89.08	85.06
PMC-Llama-13B	85.37	82.90	84.11	90.50	90.50	90.50	70.46	63.82	66.97	89.08	89.08	89.08	82.67

Table 2. Performance of single-task instruction fine-tuning. The highest F1 score for each task and the best average F1 score are presented in bold.

Models	Named Entity Recongition			Relation Extraction			Triple Extraction			Usage Classification			Avg F1
	Precision	Recall	F1	Precision	Recall	F1	Precision	Recall	F1	Precision	Recall	F1	
BioMistral-7B													
w/ random example	85.69	79.64	82.56	90.83	90.93	90.93	64.20	60.70	62.40	82.97	82.97	82.97	79.72
w/ MedCPT	87.00	84.70	85.84	93.30	93.30	93.30	71.15	63.26	66.97	89.96	89.96	89.96	84.02
w/ Contriever	85.90	83.87	84.87	92.87	92.87	92.87	71.36	65.43	68.26	89.08	89.08	89.08	83.77
w/ BMRetriever	86.87	84.20	85.51	92.66	92.66	92.66	73.56	70.80	72.15	90.83	90.83	90.83	85.29
Llama2-7B													
w/ random example	78.41	81.99	80.16	82.51	82.51	82.51	62.86	64.90	63.86	69.87	69.87	69.87	74.10
w/ MedCPT	83.14	82.68	82.91	89.20	89.20	89.20	75.20	69.52	72.25	86.03	86.03	86.03	82.60
w/ Contriever	83.66	83.07	83.37	90.93	90.93	90.93	67.19	65.72	66.45	90.39	90.39	90.39	82.79
w/ BMRetriever	84.67	84.20	84.43	88.55	88.55	88.55	70.98	90.18	79.45	89.08	89.08	89.08	85.38
Llama2-13B													
w/ random example	86.16	83.66	84.89	93.95	93.95	93.95	73.27	65.20	69.00	79.48	79.48	79.48	81.83
w/ MedCPT	89.42	85.46	87.39	92.22	92.22	92.22	75.74	70.67	73.12	86.03	86.03	86.03	84.69
w/ Contriever	87.35	82.61	84.92	93.52	93.52	93.52	78.99	68.27	73.24	92.14	92.14	92.14	85.96
w/ BMRetriever	87.98	85.42	86.68	93.74	93.74	93.74	73.13	72.45	72.79	87.28	87.28	87.28	85.12
MedAlpaca-7B													
w/ random example	77.66	84.31	80.85	91.79	91.79	91.79	64.12	68.02	66.01	87.77	87.77	87.77	81.61
w/ MedCPT	85.94	84.26	85.09	88.55	88.55	88.55	72.08	69.75	70.89	90.39	90.39	90.39	83.73
w/ Contriever	83.33	83.45	83.39	92.01	92.01	92.01	69.45	69.15	69.30	93.45	93.45	93.45	84.54
w/ BMRetriever	82.98	86.79	84.84	92.44	92.44	92.44	67.32	71.03	69.13	89.08	89.08	89.08	83.87
MedAlpaca-13B													
w/ random example	78.79	81.95	80.33	87.26	87.26	87.26	56.06	56.32	56.19	80.52	81.22	80.87	76.16
w/ MedCPT	86.61	84.40	85.49	87.70	88.91	88.30	64.88	66.97	65.91	86.46	86.46	86.46	81.54
w/ Contriever	83.24	83.01	83.12	90.06	92.01	91.03	69.62	64.24	66.82	92.58	92.58	92.58	83.39
w/ BMRetriever	80.48	80.82	80.65	89.42	89.42	89.42	66.82	68.22	67.51	87.34	87.34	87.34	81.23
Llama3-8B													
w/ random example	84.91	80.96	82.89	90.93	90.93	90.93	73.24	63.62	68.09	85.15	85.15	85.15	81.77
w/ MedCPT	88.14	83.73	85.88	92.66	92.66	92.66	71.46	76.00	73.66	88.65	88.65	88.65	82.21
w/ Contriever	86.08	83.45	84.75	93.09	93.09	93.09	71.63	70.47	71.04	91.22	91.22	91.22	85.03
w/ BMRetriever	88.12	84.21	86.12	92.66	92.66	92.66	72.27	73.10	72.69	88.21	88.21	88.21	84.92
Mistral-7B													
w/ random example	82.52	82.75	82.64	88.34	88.34	88.34	74.39	60.26	66.59	86.46	86.46	86.46	81.01
w/ MedCPT	87.32	83.54	85.39	91.36	91.36	91.36	78.17	67.99	72.73	88.64	88.64	88.64	84.53
w/ Contriever	85.39	83.36	84.36	92.66	92.66	92.66	76.27	68.83	72.41	91.27	91.27	91.27	85.18
w/ BMRetriever	86.74	83.73	85.21	91.58	91.58	91.58	75.62	71.23	73.36	89.08	89.08	89.08	84.81
PMC-Llama-7B													
w/ random example	82.46	83.03	82.74	88.05	88.05	88.05	69.76	69.27	69.51	86.03	86.03	86.03	81.58
w/ MedCPT	84.74	86.51	85.62	92.44	92.44	92.44	70.94	67.39	69.12	90.83	90.83	90.83	84.50
w/ Contriever	83.45	83.45	83.45	93.09	93.09	93.09	72.58	72.07	72.32	92.58	92.58	92.58	85.36
w/ BMRetriever	84.81	85.40	85.10	91.74	91.74	91.74	72.00	72.51	72.26	89.52	89.52	89.52	84.66

Table 3. Performance of RAMIE. The highest F1 score for each task and the best average F1 score for each model are presented in bold.

Models	NER		RE		TE		UC		Average	
	F1	Perf. Drop	F1	Perf. Drop	F1	Perf. Drop	F1	Perf. Drop	F1	Perf. Drop
BioMistral-7B	81.52	5.15%	92.22	0.93%	68.61	4.16%	86.03	5.24%	82.10	3.82%
Llama2-7B	81.07	2.98%	87.90	-5.43%	62.54	8.19%	88.21	1.95%	79.93	1.62%
Llama2-13B	83.30	1.21%	92.22	0.47%	67.12	5.85%	86.03	6.18%	82.17	3.32%
MedAlpaca-7B	81.95	3.89%	90.28	3.56%	70.66	4.68%	89.08	2.12%	82.99	3.51%
MedAlpaca-13B	82.10	7.30%	90.06	-1.16%	66.03	12.38%	87.77	5.19%	81.49	5.66%
Llama3-8B	83.85	0.11%	92.22	-3.13%	69.32	3.29%	87.33	3.85%	83.18	0.94%
Mistral-7B	83.32	1.30%	91.79	0.94%	70.74	4.52%	90.39	-1.47%	84.06	1.18%
PMC-Llama-7B	83.95	0.19%	89.42	1.19%	65.60	2.05%	86.03	3.42%	81.25	1.72%

Table 4. Performance of multi-task instruction fine-tuning setting without RAG. The performance drop is compared with single-task instruction fine-tuning.