

Evaluating and Advancing Multimodal Large Language Models in Ability Lens

Feng Chen^{1*} Chenhui Gou^{2*} Jing Liu² Yang Yang³ Zhaoyang Li⁴ Jiyuan Zhang^{4†}
 Zhenbang Sun⁴ Bohan Zhuang^{5†} Qi Wu^{1†}

*equal technical contribution, †equal advising

¹AIML, University of Adelaide ²Monash University

³The Australian National University ⁴TikTok, Australia ⁵Zhejiang University

Abstract

*As multimodal large language models (MLLMs) advance rapidly, rigorous evaluation has become essential, providing further guidance for their development. In this work, we focus on a unified and robust evaluation of **vision perception** abilities, the foundational skill of MLLMs. We find that existing perception benchmarks, each focusing on different question types, domains, and evaluation metrics, introduce significant evaluation variance, complicating comprehensive assessments of perception abilities when relying on any single benchmark. To address this, we introduce **AbilityLens**, a unified benchmark designed to evaluate MLLMs across six key perception abilities, focusing on both accuracy and stability, with each ability encompassing diverse question types, domains, and metrics. With the assistance of AbilityLens, we: (1) identify the strengths and weaknesses of current models, highlighting stability patterns and revealing a notable performance gap between open-source and closed-source models; (2) introduce an online evaluation mode, which uncovers interesting ability conflict and early convergence phenomena during MLLM training; and (3) design a simple ability-specific model merging method that combines the best ability checkpoint from early training stages, effectively mitigating performance decline due to ability conflict. The benchmark and online leaderboard will be released soon.*

1. Introduction

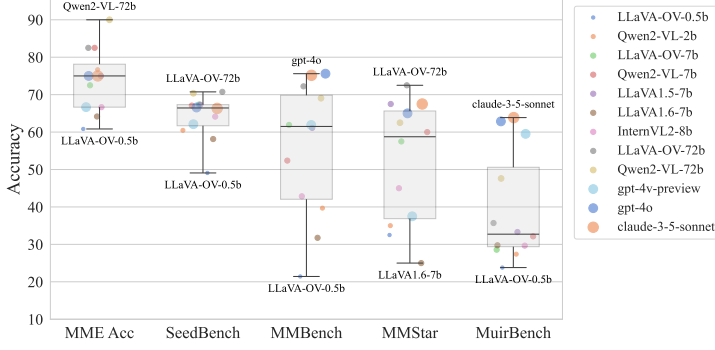
The success of large language models (LLM) [2, 6, 8, 41] has inspired strong interest in developing multimodal large language models (MLLMs) [11, 20, 23, 43], equipping it with emergent abilities to tackle various vision-language tasks [28, 30, 31]. With the rapid development of these models, rigorous evaluation [12, 48, 49] has become crucial, as it highlights existing shortcomings and guides further

model improvement. For vision-language cross-modality, evaluating vision perception is particularly critical [40], as it establishes the foundation to understand how effectively MLLMs interpret and comprehend the visual world.

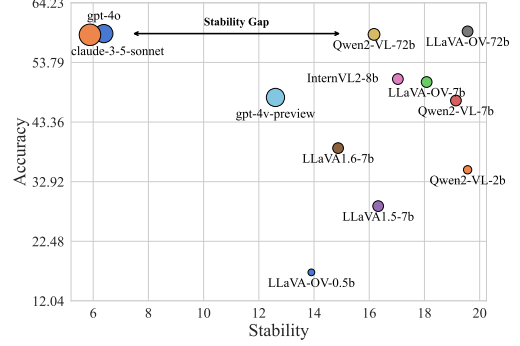
Recent benchmarks [9, 12, 31] evaluate perception capabilities by focusing on varied question types, domains, and metrics, aiming to capture multiple facets of model performance. However, these differences inevitably introduce evaluation variance. As shown in Fig. 1 (a), benchmarks like MME [12], MMBench [48], and MuirBench [42] yield distinct best and worst models, making it challenging to comprehensively assess perception capabilities with any single benchmark. Additionally, unlike conventional assessments that overemphasize model accuracy [17, 52], we argue that stability [5, 47], achieving consistent performance across diverse factors such as domains, question types, and metrics, is also important. For example, a robust model excelling in answering True/False questions in MME [12] should also handle well multiple-choice questions in SeedBench [19]. Thus, current benchmarks are still insufficient for a comprehensive evaluation of perception capability.

In this paper, we introduce **AbilityLens**, a broad-range and efficient benchmark designed to solve these issues. Building on prior perception categories [9, 12, 42], AbilityLens assesses six key perception abilities: counting, OCR, attribute recognition, entity extraction, grounding, and structural data understanding. Our benchmark is constructed through a systematic process. First, to ensure adequate data for each question type, metric, and domain, we compile data from 11 existing benchmarks [9, 12, 17–19, 25, 30, 42, 48, 52], resulting in over 1,000 test samples per ability type and a total of 12,000 test samples overall. Second, we derive sub-metrics from source benchmarks and unify them into a single composite score to measure accuracy and stability. Recognizing that different question types bring distinct baseline performance, *e.g.*, True/False questions have a natural accuracy of 50% with random choice while four-choice questions only have 25%, we apply base-

Work done by Feng Chen during his internship at TikTok, Australia.



(a) Evaluation variance across benchmarks on grounding capability.



(b) Comparison on grounding capability using our AbilityLens.

Figure 1. **Motivation behind our AbilityLens and our solution.** (a) shows evaluation variance across five existing benchmarks [9, 12, 19, 42, 48] on grounding capability. The differing best and worst models across benchmarks underscore the need for a holistic assessment of perception abilities. (b) Our AbilityLens offers a more complete evaluation by encompassing diverse question types, domains, and metrics, assessing both accuracy and stability of MLLMs.

Table 1. **Comparison between AbilityLens and existing perception-focused benchmarks.** Sample balance refers to the ratio between the highest and lowest sample counts across different capabilities, while baseline correction assesses performance irrespective of the question type which is necessary for composing multi-source sub-metrics.

Name	Samples	Sample Balance↓	Baseline Correction	Eval mode		Question Type			Performance	
				Online	Offline	T/F	MCQ	VQA	Accuracy	Stability
MME [12]	2.37k	9.9	-	✗	✓	✓	✗	✗	✓	✗
SeedBench [19]	18k	50.8	-	✗	✓	✗	✓	✗	✓	✗
MMBench(en) [48]	11k	4.3	-	✗	✓	✗	✓	✗	✓	✗
ConBench [52]	3k	7.1	-	✗	✓	✗	✓	✗	✓	✗
UniBench [3]	-	-	✗	✗	✓	✓	✓	✓	✓	✗
EUREKA [7]	83k	38	✗	✗	✓	✓	✓	✓	✓	✗
AbilityLens(ours)	12k	2.6	✓	✓	✓	✓	✓	✓	✓	✓

line correction to each sub-metric to align performance levels. Then, model accuracy is calculated by a weighted sum of these sub-metrics while model stability can be measured via the variance of them. To this end, our AbilityLens provides a more comprehensive view on perception capabilities over previous benchmarks, as shown in Fig. 1 (b).

In addition, our AbilityLens provides both online and offline evaluation modes to accommodate diverse model assessment needs. **Online evaluation mode** aims to monitor the training dynamic by evaluating the intermediate saved training checkpoints, so as to adjust the training strategy to advance MLLMs. Different from current benchmarks [12, 48], our AbilityLens provides a more granular understanding of how abilities evolve and interact with each other. **Offline evaluation mode** is to compare MLLMs in each perception ability via absolute ranking. We report 14 state-of-the-art MLLMs [4, 10, 13, 20, 43] on AbilityLens and examine the benefits brought by LLM size, series, and training data. We summarize the key experimental findings on AbilityLens: (1) Although current state-of-the-art MLLMs like LLaVA-OV-72b [20] and Qwen2-VL-72b [43] outperform commercial models [4, 13] in accuracy, there

is a notable stability gap between them, emphasizing the importance of evaluating and improving stability alongside accuracy. (2) We observe the phenomenon of early convergence and potential conflict in ability. Specifically, different perception abilities exhibit different improvement curves, with some abilities even decreasing in both accuracy and stability after further training, which is considered an ability conflict. Additionally, inspired by the model soup [44], we conduct preliminary research on leveraging early convergence to mitigate the performance decline caused by conflict. We propose a simple strategy that combines the final model with checkpoints excelling in target abilities at early training stages, achieving better results than continuous training with minimal computation cost.

In summary, we highlight the difference with current benchmarks in Tab. 1 and list our contributions as:

(1) We introduce **AbilityLens**, a comprehensive visual perception benchmark that identifies the strengths and weaknesses of MLLMs in both accuracy and stability.

(2) We offer both online and offline evaluation modes to monitor training dynamics and provide fine-grained rankings of state-of-the-art MLLMs.

(3) We propose a simple yet effective ability-specific model merging method to mitigate the observed ability conflict with minimal additional cost.

2. Related Work

Ability-perspective MLLM benchmark. To enable a systematic evaluation of MLLM advancements, recent benchmarks [3, 33] aim to expose granular weaknesses within specific capabilities by regrouping benchmarks [21, 31, 49] according to model abilities. For instance, Unibench [3] categorizes 53 vision-language benchmarks by different capabilities, though most focus on traditional recognition tasks and are limited in evaluating state-of-the-art MLLMs. EUREKA [7], on the other hand, concentrates on non-saturated samples within each ability, offering a more targeted view of areas most ripe for improvement. However, these current benchmarks primarily emphasize offline model comparisons, providing limited insight into when and why models may underperform on specific capabilities or efficient ways to enhance these weaker perception capabilities.

Model merging and model soup. Model merging [38, 46] aims to consolidate multiple parameter sets into a single model without retraining, often serving as a method for continual learning. For instance, model soup [44] proposes to greed search two fine tuned models for averaging weights to achieve a better model. In LLMs, Task Arithmetic [14] introduces task vectors to modify pre-trained models through arithmetic operations on weight differences, improving task performance without retraining. Building on these ideas, we present a post-processing, ability-specific model merging pipeline designed to enhance weaker perception abilities in MLLMs. This method effectively alleviates ability conflict, minimizing the need for extensive dataset modifications by leveraging the saved checkpoints during model development.

Multimodal large language models. Building upon the success of LLMs such as GPT [36], LLaMA [41], and Qwen [6], and vision foundation models including DINOv2 [35], CLIP [37], and SigLIP [50], MLLMs [20, 23, 26, 29] have emerged as powerful tools for multimodal understanding and reasoning. However, training a versatile MLLM presents significant challenges [15]. Current state-of-the-art approaches [10, 22] primarily rely on more powerful LLMs and vision encoders coupled with extensive training data, requiring thousands of GPU hours for each training run. While these resource-intensive solutions have yielded improvements, we still lack a clear understanding of how these models evolve during training and how different components interact with each other. This opacity in model behavior impedes us to develop more effective strategies for advancing MLLM capabilities.

3. AbilityLens

In this section, we elaborate on the details of our AbilityLens. As shown in Fig. 2, our AbilityLens includes (1) dataset collection and metric, (2) evaluation framework with online and offline modes, and (3) ability-specific model merging to improve weak abilities.

3.1. Dataset Collection and Metrics

Dataset collection. A major challenge lying in building a comprehensive ability-focused evaluation is the lack of a unified evaluation protocol, as model and benchmark creators often implement custom pipelines that vary widely in data preparation, output postprocessing, and metric calculation. Therefore, we develop our AbilityLens based on LMMs-Eval [51], a comprehensive evaluation suite for VLMs that supports over 90 VLM benchmarks. In detail, as illustrated in Table 2, AbilityLens focuses on 6 core perception abilities following prior works [12, 48]: counting, OCR, attribute recognition, entity extraction, grounding, and structural data understanding. We select relevant 11 datasets from LMMs-Eval to construct a uniform one for each ability. The included benchmarks encompass MME [12], MMBench [48], SeedBench [19], MuirBench [42], Mirb [53], MMStar [9], OCRBench [25], SynthDog [18], ChartQA [30], AI2D [17], and ConBench [52], covering diverse domain, question types and metrics. To achieve efficient yet broad-ranging evaluation, we follow LMMs-Eval [51] to remove the redundant samples, allowing users to obtain the results of a 7B MLLM in 0.5 hours with 8 H100 GPUs.

Evaluation metric. For each ability, we introduce two metrics: one for model accuracy and another for modal stability, both derived from sub-metrics of the source benchmarks. Because different question types have varying baseline performance levels, representing the expected accuracy from random guessing, we first adjust each sub-metric to account for these differences. For instance, True/False questions have a baseline accuracy of 50% due to the binary choice, while multiple-choice questions may have a lower baseline depending on the number of options. To ensure that the true ability score remains independent of question type, we apply baseline correction to each sub-metric, aligning them to a consistent standard. Let m_i represent the value of the i -th sub-metric, with UB_i denoting its upper bound and BL_i its baseline performance. The baseline correction BC for metric m_i is then defined as:

$$BC(m_i) = \frac{m_i - BL_i}{UB_i - BL_i}. \quad (1)$$

The overall accuracy, denoted as \mathcal{A} , is then calculated as a weighted sum of sub-metrics, weighted by their sample

The baseline performance for the VQA benchmark is set to 0.

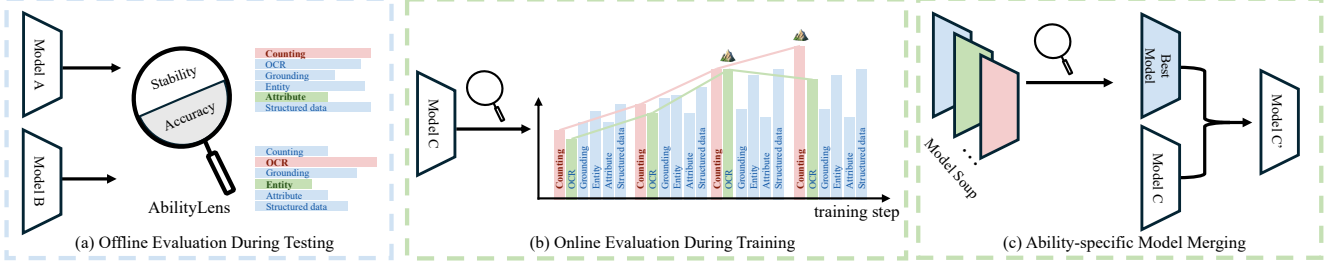


Figure 2. **Overview of AbilityLens:** An ability-focused benchmark that (a) provides comprehensive ranking of VLMs across six perception capabilities through offline evaluation, (b) tracks training dynamics to identify optimization trends and potential conflict via online monitoring, and (c) introduces an efficient ability-specific model merging method to enhance targeted capabilities while preserving others.

Ability	Source	Subcategory	Question Type	Metric	Sample	Total Sample
Counting	MME	counting	T/F	mme_score	60	1759
	SeedBench	instances counting	MCQ	seed_img	2447 → 1223	
	MMStar	object counting	MCQ	fine_grained_perception	92	
	Muirbench	counting	MCQ	muirbench_score	234	
	Mirb	counting	VQA	mirb_score	150	
OCR	MME	ocr	T/F	mme_score	40	1844
	MMBench	ocr	MCQ	gpt_eval_score	304	
	OCRBench	ocr	VQA	accuracy	1000	
	Synthdog	ocr	VQA	tree_edit_distance	500	
Grounding	MME	position	T/F	mme_score	60	1493
	SeedBench	position, spatial relation	MCQ	seed_img	1636 → 817	
	MMStar	localization	MCQ	fine_grained_perception	40	
	MMBench	position, spatial relation	MCQ	gpt_eval_score	492	
	Muirbench	localization	MCQ	muirbench_score	84	
Entity	MME	landmark, celebrity	T/F	mme_score	740	2227
	SeedBench	identity reasoning	MCQ	seed_img	1831 → 915	
	MMBench	landmark	MCQ	gpt_eval_score	572	
Attribute	MMStar	attribute reasoning	MCQ	fine_grained_perception	188	3453
	Muirbench	difference spotting	MCQ	muirbench_score	536	
	MMBench	attribute recognition and comparison	MCQ	gpt_eval_score	405	
	SeedBench	instance attributes	MCQ	seed_img	4649 → 2324	
Structured Data	ChartQA	chart	VQA	relaxed_overall	2500 → 400	1332
	AI2D	graph	MCQ	exact_match	3088 → 300	
	ConBench	poster	VQA	ConScore_D	240	
	MMBench	code, map, diagram	MCQ	gpt_eval_score	282	
	MMStar	diagram	MCQ	fine_grained_perception	110	

Table 2. **The data component detail.** Data of AbilityLens is sourced from 11 public benchmarks. We reduce the sample size in large datasets, where → indicates the number of samples before and after reduction.

counts:

$$\mathcal{A} = \sum_i \frac{n_i \cdot m_i}{N}, \quad (2)$$

where N is the total sample count and n_i is the sample count for metric m_i . To assess model stability across each ability, we compute the stability score \mathcal{I} as the standard deviation of the sub-metrics, with higher values indicating greater instability:

$$\mathcal{I} = \text{std}(m). \quad (3)$$

3.2. Evaluation Framework

Our AbilityLens offers both online and offline evaluation modes to accommodate diverse model assessment needs.

Offline Evaluation Mode provides a comprehensive assessment of each model’s perception capabilities in accuracy and stability, as shown in Tab. 3 and Tab. 4, respectively. We evaluate state-of-the-art MLLMs with various model sizes and training data, including both commercial and open-source models, across six core abilities.

Online Evaluation Mode enables real-time monitoring of training dynamics throughout model development, leverag-

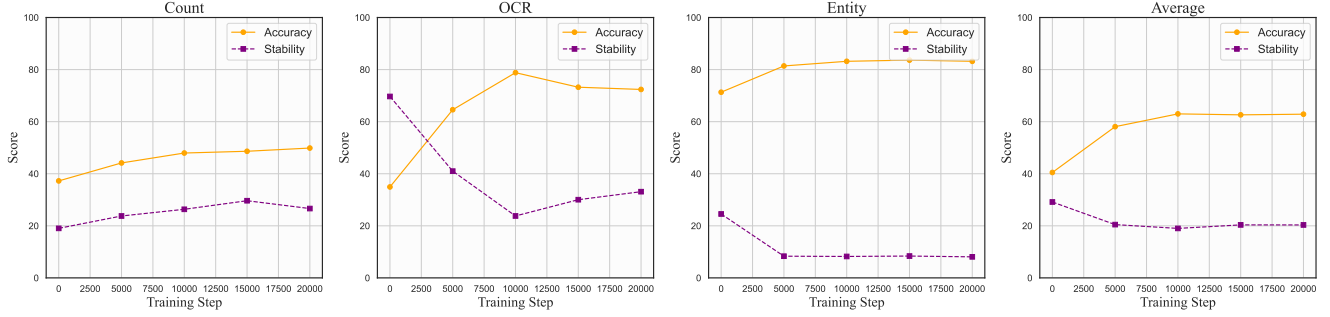


Figure 3. **Monitoring training dynamics with AbilityLens.** Unlike traditional methods that focus solely on average scores, often obscuring underlying conflicts, AbilityLens tracks optimization trends for each specific ability, revealing an ability conflict indicated by a significant drop in accuracy and stability of OCR performance after 10,000 steps.

ing AbilityLens for a more unified and comprehensive assessment compared to existing benchmarks. By evaluating checkpoints at various training stages, we can (1) assess the impact of training configuration adjustments, (2) identify optimal checkpoints for specific abilities, (3) track trends in ability-specific optimization, and (4) detect potential conflicts between abilities. In Fig. 3, we illustrate AbilityLens in action through a reimplementaion of LLaVA-OV-SI’s [20] single-stage training process. Traditional approaches, represented by the fourth subfigure in Fig. 3, focus solely on average scores and often obscure underlying conflicts. In contrast, AbilityLens offers a capability-decomposed analysis tool that enables researchers to gain deeper insights and make targeted improvements in their VLMs. For example, after 10,000 training steps, the OCR ability displays a marked drop in both accuracy and stability, revealing an ability conflict that conventional methods might overlook. AbilityLens thus not only uncovers such critical issues but also supports targeted adjustments, as we demonstrate with an efficient resolution in the following section.

3.3. Ability-specific Model Merging

While continuous fine-tuning [16] on relevant datasets is a straightforward approach to strengthening weaker abilities in MLLMs, this method requires substantial computational resources and presents challenges in optimizing training configurations, such as data mixing ratios and learning rates. To address these limitations, we introduce Ability-specific Model Merging (ASMM), a straightforward yet effective strategy that merges checkpoints excelling in target abilities at earlier training stages. ASMM is designed to enhance weak capabilities by inheriting knowledge from high-performing checkpoints specific to these abilities, while simultaneously preserving overall model performance and significantly reducing computational costs.

After identifying ability conflicts with AbilityLens, as shown in Fig. 3, we designate the final step checkpoint as

the base model θ_{base} , as it generally achieves strong performance across most abilities. We then select a high-performing checkpoint $\theta_{\text{checkpoint}}$ for the target ability from an earlier training stage and merge these two models into a unified model via linear interpolation:

$$\theta_{\text{interpolate}} = \alpha \cdot \theta_{\text{base}} + (1 - \alpha) \cdot \theta_{\text{checkpoint}}, \quad (4)$$

where α is the merging ratio and $\theta_{\text{interpolate}}$ is the final model after merging. To determine the optimal value of α , we conduct a grid search over the range $[0.1, 0.9]$ with a step size of 0.1. As each AbilityLens evaluation requires only 0.5 hours per iteration, the search can be completed within approximately 5 hours using 8 H100 GPUs.

4. Experiments

Implementation Details. For offline evaluation, we evaluate 14 MLLMs with various model sizes and training data, including three strong commercial models: gpt-4-vision [34], gpt-4o [13], and claude-3-5-sonnet [4], as well as 11 open-source state-of-the-art models, including LLaVA 1.5 [22], LLaVA 1.6 [24], the LLaVA-OV series [20], the QwenVL2 series [43], and the InternVL2 series [10]. The detailed model versions and evaluation results are presented in Tab. 3 and Tab. 4, and further discussed in Sec. 4.1. For online evaluation, we implement LLaVA-OV-SI with Qwen2-7b [6] as the LLM, using the official codebase [20] on 128 H100 GPUs. For continuous fine-tuning of LLaVA-OV-SI-Qwen2-7b to enhance weaker capabilities, we retain the original training configuration and initialize the model from the 20,000-step checkpoint. To mitigate catastrophic forgetting, we adjust the sampling ratio by setting general data to 10% and increasing OCR data to 20% within the single-image dataset of LLaVA-OV [20].

4.1. Offline Evaluation

Overall accuracy. Tab. 3 presents a detailed breakdown of 14 MLLMs, varying in model size, training data, and

Table 3. **Accuracy comparison.** Accuracy \uparrow of 14 MLLMs on AbilityLens where cells highlighted in green indicate the best performance, and red indicate the worst performance.

Model	Counting	OCR	Grounding	Entity	Attribute	Structured Data	Average
LLaVA1.5-7b	36.78	29.13	28.64	73.83	46.88	22.87	39.69
LLaVA1.6-7b	42.80	63.99	38.80	75.02	55.70	37.89	52.37
LLaVA-OV-0.5b	32.33	64.54	17.04	62.81	44.90	23.55	40.86
LLaVA-OV-7b	51.60	71.23	50.36	84.16	62.04	64.83	64.04
LLaVA-OV-SI-7b	49.44	78.17	45.24	85.55	62.22	61.40	63.67
LLaVA-Video-7b	37.82	53.08	32.00	68.56	60.63	33.13	47.54
LLaVA-OV-72b	56.75	81.35	59.23	86.40	69.08	73.15	70.99
QwenVL2-2b	48.28	73.36	35.00	82.39	56.61	46.36	57.00
QwenVL2-7b	50.95	79.29	47.12	85.10	62.66	67.56	65.45
QwenVL2-72b	55.84	86.09	58.70	86.43	65.11	79.32	71.92
InternVL2-8b	49.23	80.47	50.89	84.30	61.21	64.92	65.17
gpt-4-vision-preview	39.00	71.95	47.67	77.92	58.56	67.12	60.37
gpt-4o-2024-08-06	50.55	82.57	58.84	86.47	67.67	75.82	70.32
claude-3-5-sonnet-2024102	51.64	79.80	58.63	85.47	61.20	77.06	68.97

Table 4. **Stability comparison.** Stability score \downarrow of 14 MLLMs on AbilityLens, with cells highlighted in red for the highest and green for the lowest scores. Lower scores indicate better stability.

Model	Counting	OCR	Grounding	Entity	Attribute	Structured Data	Average
LLaVA1.5-7b	26.43	11.91	16.32	12.42	21.58	20.43	18.18
LLaVA1.6-7b	25.36	24.35	14.87	11.66	23.86	22.74	20.47
LLaVA-OV-0.5b	21.09	47.36	13.90	25.39	24.59	22.77	25.85
LLaVA-OV-7b	26.95	30.71	18.08	9.99	24.63	8.99	19.89
LLaVA-OV-SI-7b	33.64	10.86	25.56	6.92	27.01	12.26	19.38
LLaVA-Video-7b	16.70	39.13	10.46	44.80	22.54	17.27	25.15
LLaVA-OV-72b	16.84	18.57	19.56	8.50	19.86	12.22	15.92
QwenVL2-2b	16.91	40.89	19.56	14.79	29.67	18.78	23.43
QwenVL2-7b	18.95	11.81	19.14	13.07	25.66	13.24	16.98
QwenVL2-72b	23.13	10.72	16.17	11.72	24.13	3.05	14.82
InternVL2-8b	20.23	16.13	17.04	11.83	27.15	11.22	17.27
gpt-4-vision-preview	26.20	11.52	12.60	27.96	13.03	11.52	17.14
gpt-4o-2024-08-06	20.66	7.85	6.39	12.12	9.99	14.07	11.85
claude-3-5-sonnet-2024102	18.02	9.92	5.88	12.25	11.78	12.58	11.74

Table 5. **Accuracy comparison** with continuous fine-tuning and average model merging in improving the weak ability.

	GPU hours	Counting	OCR	Grounding	Entity	Attribute	Structured	Average
LLaVA-OV-SI-Qwen2-7b (10000 step)	-	47.96	78.82	44.58	83.18	62.73	60.70	62.99
LLaVA-OV-SI-Qwen2-7b (20000 step)	-	49.87	72.38	45.44	83.18	63.36	63.01	62.87
Continuous fine tuning	665.6	47.10	81.77	44.79	81.22	63.25	62.34	63.41
AMSS($\alpha = 0.5$)	4.5	49.21	77.21	45.70	84.09	63.17	62.11	63.58
AMSS	41	50.31	78.62	47.49	83.30	63.66	65.41	64.80
		+0.44	+6.24	+2.05	+0.12	+0.30	+2.40	+1.93

language model base, evaluated on our AbilityLens. We highlight the following key findings regarding accuracy: (1) No single model demonstrates superior accuracy across all

abilities, suggesting that achieving a model that excels in all abilities is non-trivial. (2) These 6 perception tasks vary in difficulty for MLLMs. For example, the best performances

Table 6. Stability comparison with continuous fine-tuning and average model merging in improving the weak ability.

	GPU hours	Counting	OCR	Grounding	Entity	Attribute	Structured	Average
LLaVA-OV-SI-Qwen2-7b (10000 step)	-	26.35	23.79	18.91	8.24	25.10	11.74	19.02
LLaVA-OV-SI-Qwen2-7b (20000 step)	-	26.63	33.11	17.61	8.09	24.79	11.80	20.34
Continuous fine tuning	665.6	29.15	22.62	18.69	9.09	25.98	13.31	19.81
AMSS($\alpha = 0.5$)	4.5	26.54	25.67	18.41	8.51	24.11	12.32	19.26
AMSS	41	26.41	23.91	18.62	8.01	24.21	11.01	18.70
		-0.22	-9.20	+1.01	-0.08	-0.58	-0.79	-1.65

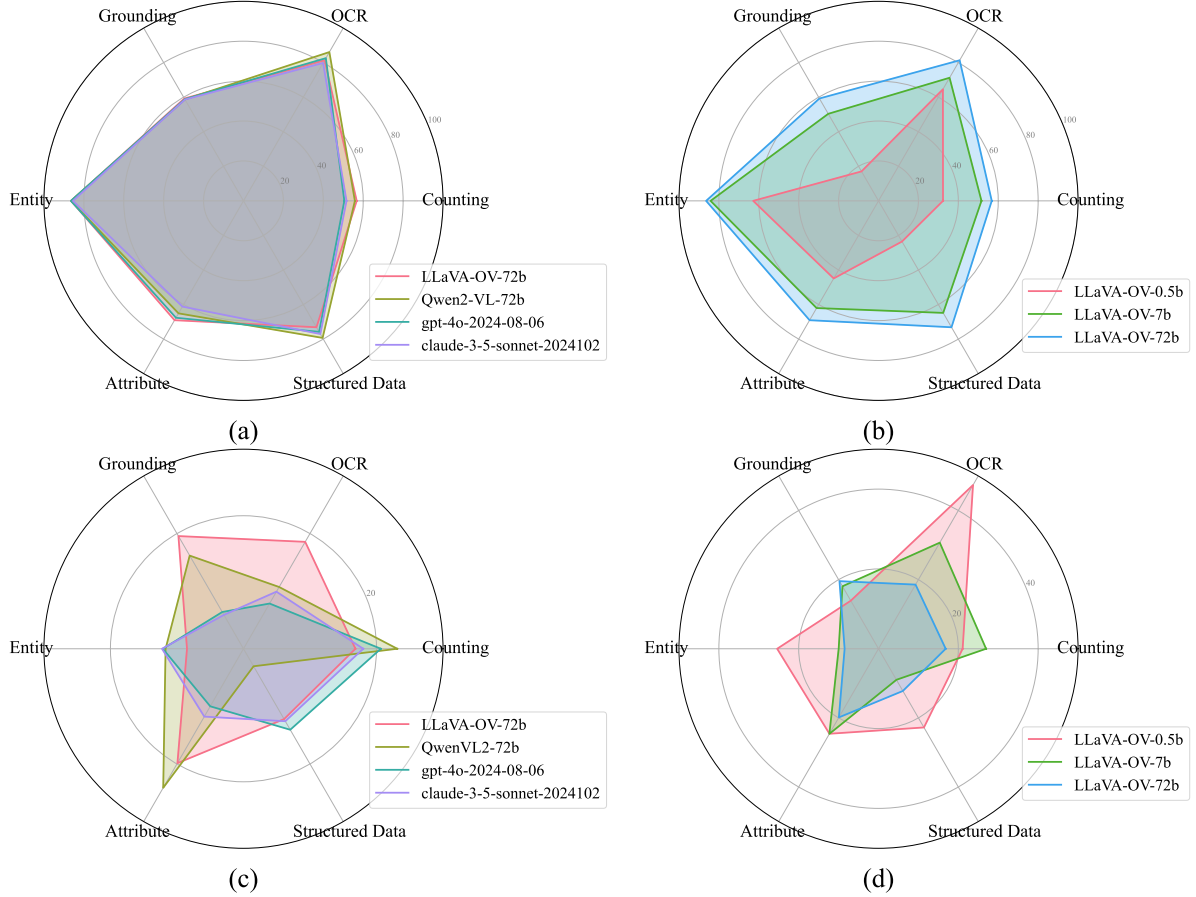


Figure 4. **Accuracy (first row) and stability (second row) comparison** across AbilityLens’s six perception dimensions: comparing (left column) 4 state-of-the-art VLMs, (right column) models of varying LLM sizes.

on OCR and entity tasks exceed 80%, while for counting and grounding tasks, they are below 60%.

Overall stability. Tab. 4 reports the stability comparison of state-of-the-art models, highlighting a different ranking compared to accuracy. We find that closed-source models generally achieve higher stability scores than open-source models, even when they attain similar accuracy levels. For example, Qwen2-VL-72b [43] has an accuracy of 71.92 and a stability score of 14.82, while gpt-4o-2024-08-06 [13] has an accuracy of 70.32 and a stability score of 11.85.

These results suggest that open-source models are more stable than closed-source models, a factor often neglected in accuracy-only benchmarks. This underscores the necessity of stability measurement to prevent model design from overfitting to single performance rankings.

Analyzing the effect of model size. To investigate the effect of the model size, we report LLaVA-OV accuracy and stability score with 3 different sizes in Fig. 4 (b) and (d), respectively. Although it is generally accepted that a larger language model base enhances performance, we find that

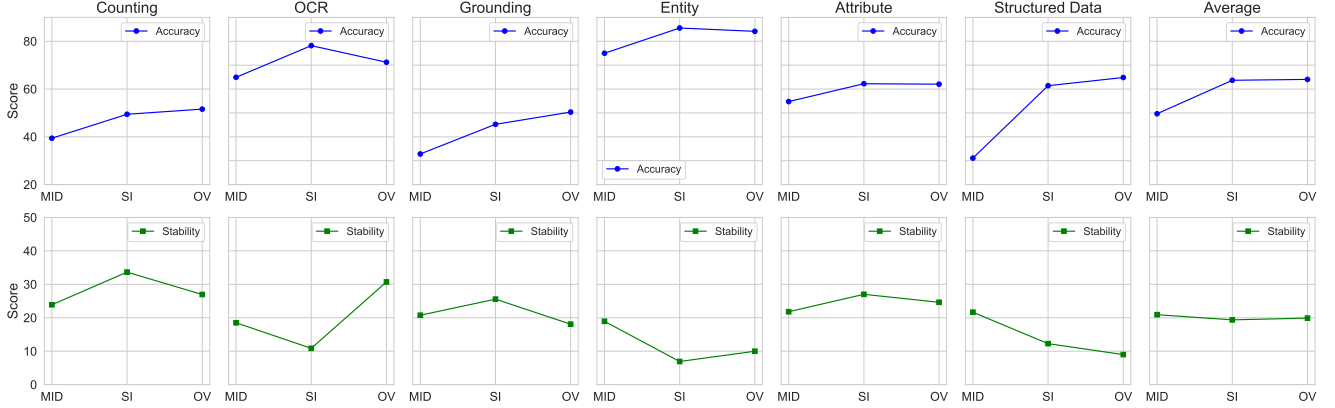


Figure 5. **Performance dynamics in multi-stage training of LLaVA-OV-7b.** Each stage utilizes different training data. The first row shows the accuracy, while the second row shows the stability. Accuracy curves demonstrate consistent improvement across stages, except for OCR tasks, whereas stability curves indicate that stability is a lesser concern in data preparation.

this relationship holds primarily for accuracy, not stability across certain abilities. As illustrated in Fig. 4 (b) and (d), accuracy consistently improves with larger LLM sizes, yet stability in grounding and counting shows an opposite trend.

Investigating the effect of training data. Existing MLLM training typically adopts a multi-stage strategy, utilizing different types of training data at each stage. Using AbilityLens, we analyze the impact of each stage by reporting the accuracy and stability scores for various abilities in LLaVA-OV, as shown in Fig. 5. Our findings reveal that current methods for developing training datasets are heavily focused on improving accuracy, while stability remains inconsistent and less prioritized.

4.2. Online Evaluation

In this section, we first train an LLaVA-OV-SI model from scratch and use online evaluation to track any changes in both accuracy and stability.

Accuracy and stability tracking. Fig. 3 illustrates (1) the learning progression of perception abilities differs from each other, with model skills converging at different stages of training. For instance, entity recognition stabilizes in the early steps, OCR performance peaks mid-training, and counting accuracy is highest in the later steps. (2) Stability also varies across skills. For example, in counting and OCR, instability even increases as training progresses.

Ability-specific model merging. We report the accuracy and stability comparison of continual training results and our Ability-Specific Model Merging (ASMM) results, as shown in Tab. 5 and Tab. 6, respectively. We find that continual training yields a 4.06% improvement in OCR but significantly compromises other abilities, reducing the counting accuracy by 6.72% and grounding accuracy by 2.86%. This demonstrates the difficulty of achieving a model that

excels in all tasks simply by fine-tuning, especially given the higher training costs, underscoring the importance of carefully balancing data ratios to maintain diverse abilities.

In contrast, averaging two selected models offers a minor OCR boost (0.2%) while preserving overall performance, indicating model merging is a reasonable way to solve the ability conflict issue. By optimizing the merging ratio through a grid search, which requires only 41 GPU hours, our ASMM achieves a 2.14% improvement in OCR accuracy and a 1.14% increase in the average score, indicating that model merging is a more efficient and robust approach. Additionally, our ASMM achieves a lower instability score compared to continual fine-tuning. These results highlight the great potential of model merging for achieving a better balance between cost and performance than fine-tuning.

5. Conclusion

In this paper, we introduce AbilityLens, a unified benchmark designed to assess the perception abilities of MLLMs with a focus on deeper insights beyond absolute ranking. By tracking training dynamics, AbilityLens delivers a more granular perspective on how MLLMs evolve, highlighting the development and interaction of specific abilities across varying configurations. Furthermore, we propose an efficient, ability-specific model merging solution to enhance weak abilities in MLLM, significantly reducing the need for extensive training adjustments. We hope AbilityLens will support researchers in drawing well-founded conclusions about effective strategies for advancing MLLMs.

However, our work has some limitations. First, the benchmark coverage is still limited in the scope of the domain and metrics. Second, our focus is primarily on perception abilities, with reasoning and instruction following abilities left unaddressed. We aim to address these limitations in future work.

Evaluating and Advancing Multimodal Large Language Models in Ability Lens

Supplementary Material

In this supplementary material, we provide: (1) implementation details, (2) benchmark analysis, (3) training dynamics with different LLMs, and (4) additional results.

6. Implementation Detail

We implement LLaVA-OV-SI following the methodology outlined in [20]. The training process consists of three stages: language-image alignment (Stage 1), high-quality knowledge learning (Stage 1.5 or MID stage), and single-image visual instruction tuning (SI stage). We utilize the same dataset as LLaVA-OV with minor differences, as a portion of the single-image dataset has not yet been released. The final results are comparable to the official checkpoint of LLaVA-OV-SI, as demonstrated in Tab. 8. To investigate the universality of the observed ability conflicts, we replace the LLM of LLaVA-OV-SI with Phi3.5-3.8b [1] and Gemma2-2b [39], while keeping the other training configurations unchanged.

7. Analyzing the AbilityLens

Ability selection. We select six perception abilities based on the following principles:

- The abilities should encompass different levels of image perception granularity, such as entities (image level), grounding (region level), and OCR (pixel level).
- They should capture the ability to perceive and understand diverse types of data. Therefore, we include structured data, which spans charts, graphs, code, posters, maps, and diagrams.
- While primarily a perception-centric benchmark, the abilities should also demonstrate a basic level of reasoning based on perceived signals. For instance, locating an object and recognizing its attributes.

Considering these factors, we propose the following six abilities: counting, OCR, attribute recognition, entity extraction, grounding, and structural data understanding.

Ability confusion matrix. We present the ability correlation matrix in Fig. 6. The results indicate that OCR exhibits low correlation with other abilities, whereas entity recognition and counting show a strong correlation. Similarly, grounding and structured data understanding also display a strong correlation.

Selected MLLM benchmark performance confusion matrix. We evaluate the sub-metrics of selected benchmarks using 14 MLLMs and present the results as a correlation matrix. As illustrated in Fig. 7, the findings indicate significant performance variance across different domains, metrics, and question types within the benchmarks.

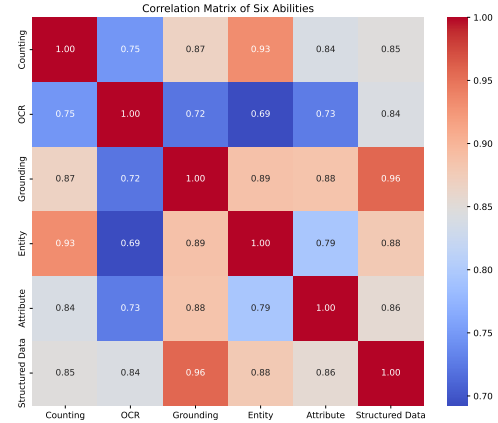


Figure 6. Pearson correlation matrix between six abilities with respect to 14 MLLMs. The correlation matrix helps us to analysis and group different kinds of data.

8. Training Dynamic using Different LLMs

To further investigate the universality and underlying causes of ability conflicts, we replace LLaVA-OV-SI with different LLM versions and sizes. As shown in Fig. 8, we plot the changes in accuracy and stability during training using Qwen2-7b [6], Phi3.5-3.8b [1], and Gemma2-2b [39] as the underlying LLMs. The results indicate that the optimization trends are remarkably similar, even Gamma2-2b version shows some fluctuation. Thus, we think that the primary cause may be attributed to the dataset mixing strategy.

9. Additional Results

To demonstrate the effectiveness of our AbilityLens and ASMM, we begin by presenting the detailed results corresponding to Fig. 1 in our paper. These results highlight significant evaluation variance across existing benchmarks, emphasizing the necessity of building a more comprehensive benchmark.

Additionally, we report the performance of the reimplemented LLaVA-OV-SI with different LLMs, as summarized in Tab. 8. Our implementation achieves results comparable to the official checkpoint, with minor differences attributed to the unreleased datasets and scaling from 256 GPUs to 128 H100 GPUs. Furthermore, our ASMM method contributes to a 0.9% improvement in average scores, demonstrating its compatibility with mainstream benchmarks and the effectiveness of ability-specific model merging.

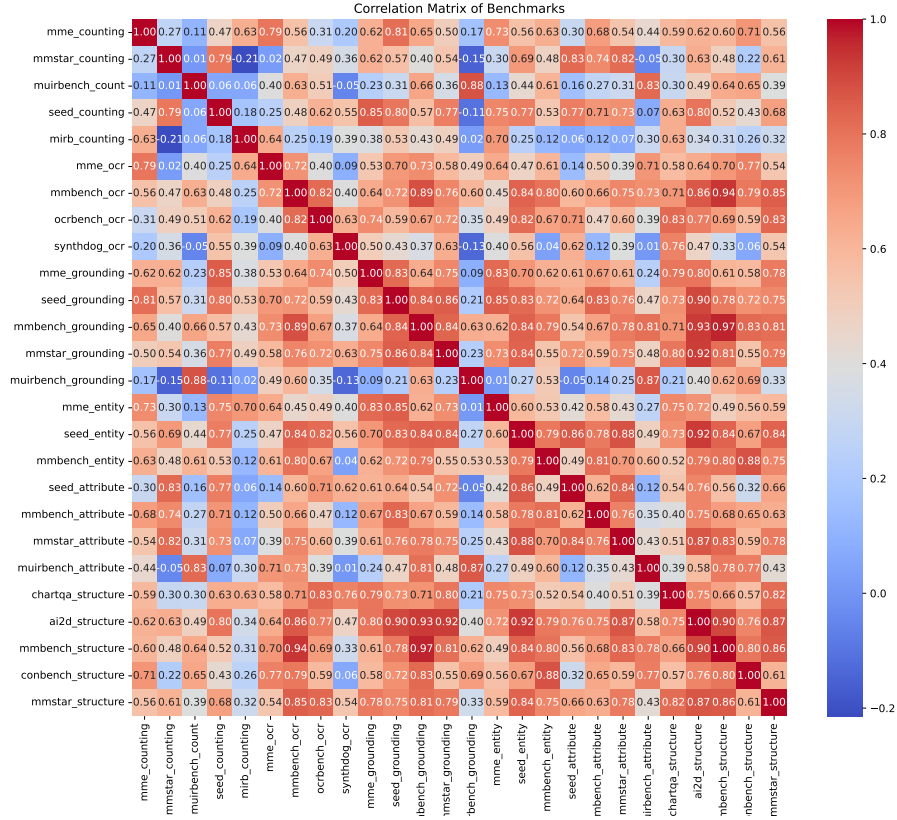


Figure 7. Pearson correlation matrix for selected MLLM benchmarks with respect to 14 MLLMs.

Table 7. Detailed results of the grounding ability for 14 MLLMs across existing 5 benchmarks.

Models	MME Acc [12]	SeedBench [19]	MMBench [48]	MMStar [9]	Muirbench [42]
LLaVA-1.5-7b	64.2	58.1	31.8	25.0	29.8
LLaVA-1.6-7b	66.7	64.1	42.8	45.0	29.7
LLaVA-OV-0.5b	60.8	49.1	21.4	32.5	23.8
LLaVA-OV-7b	72.5	67.4	61.9	57.5	28.6
LLaVA-OV-72b	82.5	70.7	72.2	72.5	35.7
Qwen2-VL-2b	76.7	60.5	39.7	35.0	27.4
Qwen2-VL-7b	82.5	67.1	52.4	60.0	32.1
Qwen2-VL-72b	90.0	70.4	69.0	62.5	47.6
InternVL2-8b	75.0	67.3	61.1	67.5	33.3
gpt-4-vision-preview	66.7	62.1	61.9	37.5	59.5
gpt-4o-2024-08-06	75.0	66.6	75.6	65.0	62.9
claude-3-5-sonnet-2024102	75.0	66.3	75.2	67.5	63.9

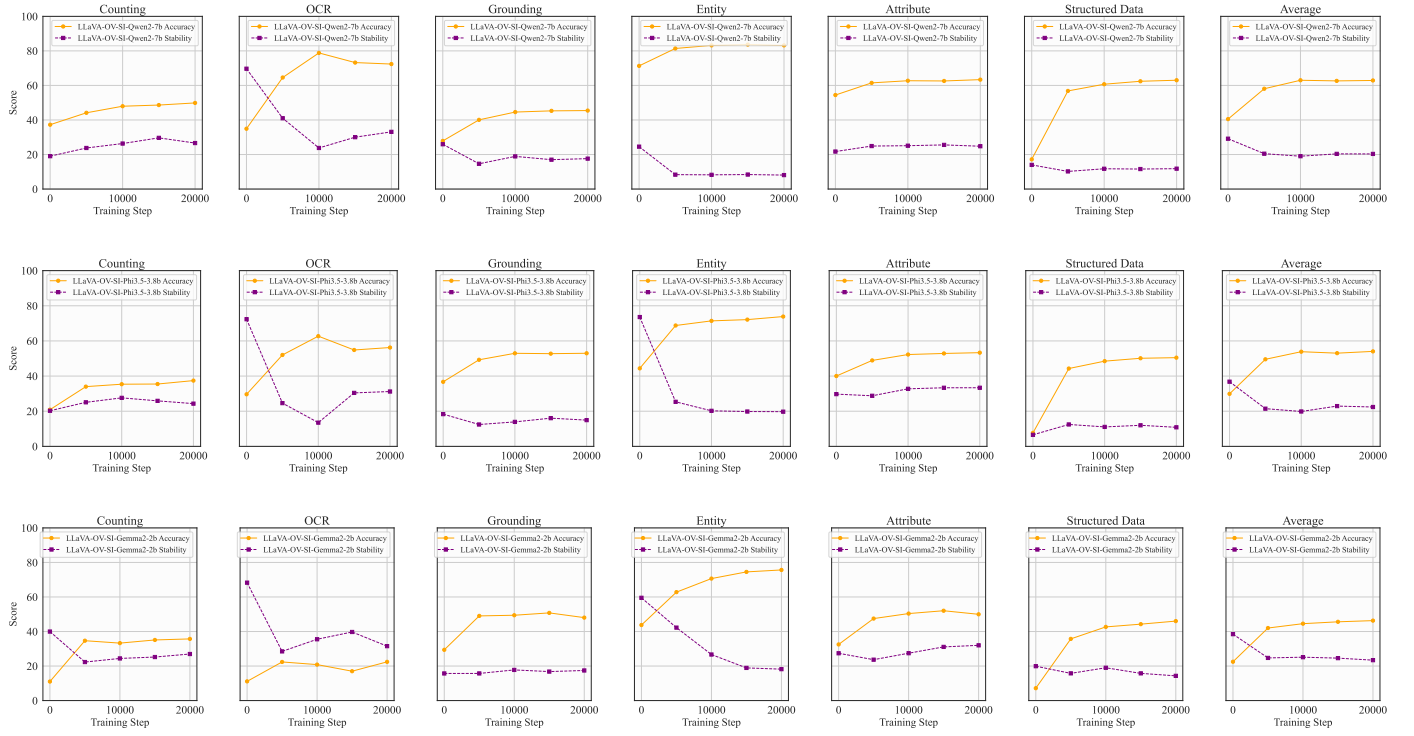


Figure 8. Monitoring the training dynamics of LLaVA-OV-SI using Qwen2-7b (first row), Phi3.5-3.8b (second row), and Gemma2-2b (third row) across six abilities. The observed similarity in optimization trends suggests that dataset mixing may play a significant role in balancing these abilities.

Table 8. Results of reimplemented LLaVA-OV-SI with different LLMs and using ASMM to alleviate ability conflict. We use 10 representative benchmarks including AI2D [17], MMBench [48], MME [12], SeedBench [19], ScienceQA [27], RealWorldQA [45], ChartQA [30], DocVQA [31], InfoVQA [32], and MMStar [9] where ScienceQA and RealWorldQA are abbreviated to S-QA and RWQA. † indicates that the model was obtained through reimplementation.

Model	SUM	AVG	AI2D	MMBench	MME	SeedBench	S-QA	RWQA	ChartQA	DocVQA(val)	InfoVQA(val)	MMStar
Qwen2-7b(official)	774.4	77.4	81.6	81.7	2109	74.8	96.6	65.5	78.8	89.3	69.9	60.9
Qwen2-7b†	768.7	76.9	79.0	80.3	2030	73.2	96.1	67.0	81.6	91.2	70.6	57.3
Qwen2-7b(ASMM)	777.7	77.8	81.3	81.6	2079	73.6	96.4	67.1	81.9	91.4	70.5	58.6
Phi3.5-3.8b†	664.6	66.5	73.6	77.8	1719	71.3	96.1	55.0	66.2	65.3	47.9	50.0
Gemma2-2b†	663.7	66.4	71.7	76.0	1703	70.8	94.0	57.1	68.6	68.7	47.8	48.1

References

- [1] Marah Abidin, Sam Ade Jacobs, Ammar Ahmad Awan, Jyoti Aneja, Ahmed Awadallah, Hany Awadalla, Nguyen Bach, Amit Bahree, Arash Bakhtiari, Harkirat Behl, et al. Phi-3 technical report: A highly capable language model locally on your phone. *arXiv preprint arXiv:2404.14219*, 2024. 1
- [2] Josh Achiam, Steven Adler, Sandhini Agarwal, Lama Ahmad, Ilge Akkaya, Florencia Leoni Aleman, Diogo Almeida, Janko Altmerschmidt, Sam Altman, Shyamal Anadkat, et al. Gpt-4 technical report. *arXiv preprint arXiv:2303.08774*, 2023. 1
- [3] Haider Al-Tahan, Quentin Garrido, Randall Balestriero, Diane Bouchacourt, Caner Hazirbas, and Mark Ibrahim. Unibench: Visual reasoning requires rethinking vision-language beyond scaling. *arXiv preprint arXiv:2408.04810*, 2024. 2, 3
- [4] Anthropic. Claude 3.5 sonnet. <https://www.anthropic.com/news/claude-3-5-sonnet>, 2024. Accessed: 2024-11-13. 2, 5
- [5] Berk Atil, Alexa Chittams, Liseng Fu, Ferhan Ture, Lixinyu Xu, and Breck Baldwin. Llm stability: A detailed analysis with some surprises. *arXiv preprint arXiv:2408.04667*, 2024. 1
- [6] Jinze Bai, Shuai Bai, Yunfei Chu, Zeyu Cui, Kai Dang, Xiaodong Deng, Yang Fan, Wenbin Ge, Yu Han, Fei Huang, et al. Qwen technical report. *arXiv preprint arXiv:2309.16609*, 2023. 1, 3, 5
- [7] Vidhisha Balachandran, Jingya Chen, Neel Joshi, Besmira Nushi, Hamid Palangi, Eduardo Salinas, Vibhav Vineet, James Woffinden-Luey, and Safoora Yousefi. Eureka: Evaluating and understanding large foundation models. *arXiv preprint arXiv:2409.10566*, 2024. 2, 3
- [8] Tom B Brown. Language models are few-shot learners. *arXiv preprint arXiv:2005.14165*, 2020. 1
- [9] Lin Chen, Jinsong Li, Xiaoyi Dong, Pan Zhang, Yuhang Zang, Zehui Chen, Haodong Duan, Jiaqi Wang, Yu Qiao, Dahua Lin, et al. Are we on the right way for evaluating large vision-language models? *arXiv preprint arXiv:2403.20330*, 2024. 1, 2, 3
- [10] Zhe Chen, Weiyun Wang, Hao Tian, Shenglong Ye, Zhangwei Gao, Erfei Cui, Wenwen Tong, Kongzhi Hu, Jiapeng Luo, Zheng Ma, et al. How far are we to gpt-4v? closing the gap to commercial multimodal models with open-source suites. *arXiv preprint arXiv:2404.16821*, 2024. 2, 3, 5
- [11] Wenliang Dai, Nayeon Lee, Boxin Wang, Zhuoling Yang, Zihan Liu, Jon Barker, Tuomas Rintamaki, Mohammad Shoxybi, Bryan Catanzaro, and Wei Ping. Nvlm: Open frontier-class multimodal llms. *arXiv preprint arXiv:2409.11402*, 2024. 1
- [12] Chaoyou Fu, Peixian Chen, Yunhang Shen, Yulei Qin, Mengdan Zhang, Xu Lin, Zhenyu Qiu, Wei Lin, Jinrui Yang, Xiawu Zheng, Ke Li, Xing Sun, and Rongrong Ji. Mme: A comprehensive evaluation benchmark for multimodal large language models. *ArXiv*, abs/2306.13394, 2023. 1, 2, 3
- [13] Aaron Hurst, Adam Lerer, Adam P Goucher, Adam Perelman, Aditya Ramesh, Aidan Clark, AJ Ostrow, Akila Welihinda, Alan Hayes, Alec Radford, et al. Gpt-4o system card. *arXiv preprint arXiv:2410.21276*, 2024. 2, 5, 7
- [14] Gabriel Ilharco, Marco Tulio Ribeiro, Mitchell Wortsman, Suchin Gururangan, Ludwig Schmidt, Hannaneh Hajishirzi, and Ali Farhadi. Editing models with task arithmetic. *arXiv preprint arXiv:2212.04089*, 2022. 3
- [15] Dongfu Jiang, Xuan He, Huaye Zeng, Cong Wei, Max Ku, Qian Liu, and Wenhui Chen. Mantis: Interleaved multi-image instruction tuning. *arXiv preprint arXiv:2405.01483*, 2024. 3
- [16] Ishan Jindal, Chandana Badrinath, Pranjal Bharti, Lakkidi Vinay, and Sachin Dev Sharma. Balancing continuous pre-training and instruction fine-tuning: Optimizing instruction-following in llms. *arXiv preprint arXiv:2410.10739*, 2024. 5
- [17] Aniruddha Kembhavi, Mike Salvato, Eric Kolve, Minjoon Seo, Hannaneh Hajishirzi, and Ali Farhadi. A diagram is worth a dozen images. In *Computer Vision—ECCV 2016: 14th European Conference, Amsterdam, The Netherlands, October 11–14, 2016, Proceedings, Part IV 14*, pages 235–251. Springer, 2016. 1, 3
- [18] Geewook Kim, Teakgyu Hong, Moonbin Yim, Jeongyeon Nam, Jinyoung Park, Jinyeong Yim, Wonseok Hwang, Sangdoo Yun, Dongyoon Han, and Seunghyun Park. Ocr-free document understanding transformer. In *European Conference on Computer Vision (ECCV)*, 2022. 3
- [19] Bohao Li, Yuying Ge, Yixiao Ge, Guangzhi Wang, Rui Wang, Ruimao Zhang, and Ying Shan. Seed-bench: Benchmarking multimodal large language models. In *Proceedings of the IEEE/CVF Conference on Computer Vision and Pattern Recognition*, pages 13299–13308, 2024. 1, 2, 3
- [20] Bo Li, Yuanhan Zhang, Dong Guo, Renrui Zhang, Feng Li, Hao Zhang, Kaichen Zhang, Yanwei Li, Ziwei Liu, and Chunyuan Li. Llava-onevision: Easy visual task transfer. *arXiv preprint arXiv:2408.03326*, 2024. 1, 2, 3, 5
- [21] Kunchang Li, Yali Wang, Yinan He, Yizhuo Li, Yi Wang, Yi Liu, Zun Wang, Jilan Xu, Guo Chen, Ping Luo, et al. Mvbench: A comprehensive multi-modal video understanding benchmark. In *Proceedings of the IEEE/CVF Conference on Computer Vision and Pattern Recognition*, pages 22195–22206, 2024. 3
- [22] Haotian Liu, Chunyuan Li, Yuheng Li, and Yong Jae Lee. Improved baselines with visual instruction tuning, 2023. 3, 5
- [23] Haotian Liu, Chunyuan Li, Qingyang Wu, and Yong Jae Lee. Visual instruction tuning. In *NeurIPS*, 2023. 1, 3
- [24] Haotian Liu, Chunyuan Li, Yuheng Li, Bo Li, Yuanhan Zhang, Sheng Shen, and Yong Jae Lee. Llava-next: Improved reasoning, ocr, and world knowledge, 2024. 5
- [25] Yuliang Liu, Zhang Li, Mingxin Huang, Biao Yang, Wenwen Yu, Chunyuan Li, Xucheng Yin, Chenglin Liu, Lianwen Jin, and Xiang Bai. Ocrbench: On the hidden mystery of ocr in large multimodal models, 2024. 1, 3
- [26] Yuan Liu, Zhongyin Zhao, Ziyuan Zhuang, Le Tian, Xiao Zhou, and Jie Zhou. Points: Improving your vision-language model with affordable strategies. *arXiv preprint arXiv:2409.04828*, 2024. 3

- [27] Pan Lu, Swaroop Mishra, Tanglin Xia, Liang Qiu, Kai-Wei Chang, Song-Chun Zhu, Øyvind Tafjord, Peter Clark, and Ashwin Kalyan. Learn to explain: Multimodal reasoning via thought chains for science question answering. *Advances in Neural Information Processing Systems*, 35:2507–2521, 2022. 3
- [28] Pan Lu, Hritik Bansal, Tony Xia, Jiacheng Liu, Chunyuan Li, Hannaneh Hajishirzi, Hao Cheng, Kai-Wei Chang, Michel Galley, and Jianfeng Gao. Mathvista: Evaluating mathematical reasoning of foundation models in visual contexts. *arXiv preprint arXiv:2310.02255*, 2023. 1
- [29] Shiyin Lu, Yang Li, Qing-Guo Chen, Zhao Xu, Weihua Luo, Kaifu Zhang, and Han-Jia Ye. Ovis: Structural embedding alignment for multimodal large language model. *arXiv preprint arXiv:2405.20797*, 2024. 3
- [30] Ahmed Masry, Do Xuan Long, Jia Qing Tan, Shafiq Joty, and Enamul Hoque. Chartqa: A benchmark for question answering about charts with visual and logical reasoning. *arXiv preprint arXiv:2203.10244*, 2022. 1, 3
- [31] Minesh Mathew, Dimosthenis Karatzas, and CV Jawahar. Docvqa: A dataset for vqa on document images. In *Proceedings of the IEEE/CVF winter conference on applications of computer vision*, pages 2200–2209, 2021. 1, 3
- [32] Minesh Mathew, Viraj Bagal, Rubèn Tito, Dimosthenis Karatzas, Ernest Valveny, and CV Jawahar. Infographicvqa. In *Proceedings of the IEEE/CVF Winter Conference on Applications of Computer Vision*, pages 1697–1706, 2022. 3
- [33] Mazda Moayeri, Vidhisha Balachandran, Varun Chandrasekaran, Safoora Yousefi, Thomas Fel, Soheil Feizi, Besmira Nushi, Neel Joshi, and Vibhav Vineet. Unearthing skill-level insights for understanding trade-offs of foundation models. *arXiv preprint arXiv:2410.13826*, 2024. 3
- [34] OpenAI. Gptv system card, 2024. Accessed: 2024-11-13. 5
- [35] Maxime Oquab, Timothée Darcet, Théo Moutakanni, Huy Vo, Marc Szafraniec, Vasil Khalidov, Pierre Fernandez, Daniel Haziza, Francisco Massa, Alaaeldin El-Nouby, et al. Dinov2: Learning robust visual features without supervision. *arXiv preprint arXiv:2304.07193*, 2023. 3
- [36] Alec Radford. Improving language understanding by generative pre-training. 2018. 3
- [37] Alec Radford, Jong Wook Kim, Chris Hallacy, Aditya Ramesh, Gabriel Goh, Sandhini Agarwal, Girish Sastry, Amanda Askell, Pamela Mishkin, Jack Clark, et al. Learning transferable visual models from natural language supervision. In *International conference on machine learning*, pages 8748–8763. PMLR, 2021. 3
- [38] Derek Tam, Margaret Li, Prateek Yadav, Rickard Brüel Gabriellsson, Jiacheng Zhu, Kristjan Greenewald, Mikhail Yurochkin, Mohit Bansal, Colin Raffel, and Leshem Choshen. Llm merging: Building llms efficiently through merging. In *NeurIPS 2024 Competition Track*, 2024. 3
- [39] Gemma Team, Morgane Riviere, Shreya Pathak, Pier Giuseppe Sessa, Cassidy Hardin, Surya Bhupatiraju, Léonard Hussenot, Thomas Mesnard, Bobak Shahriari, Alexandre Ramé, et al. Gemma 2: Improving open language models at a practical size. *arXiv e-prints*, pages arXiv–2408, 2024. 1
- [40] Shengbang Tong, Ellis Brown, Penghao Wu, Sanghyun Woo, Manoj Middepogu, Sai Charitha Akula, Jihan Yang, Shusheng Yang, Adithya Iyer, Xichen Pan, et al. Cambrian-1: A fully open, vision-centric exploration of multimodal llms. *arXiv preprint arXiv:2406.16860*, 2024. 1
- [41] Hugo Touvron, Thibaut Lavril, Gautier Izacard, Xavier Martinet, Marie-Anne Lachaux, Timothée Lacroix, Baptiste Rozière, Naman Goyal, Eric Hambro, Faisal Azhar, et al. Llama: Open and efficient foundation language models. *arXiv preprint arXiv:2302.13971*, 2023. 1, 3
- [42] Fei Wang, Xingyu Fu, James Y Huang, Zekun Li, Qin Liu, Xiaogeng Liu, Mingyu Derek Ma, Nan Xu, Wenxuan Zhou, Kai Zhang, et al. Muirbench: A comprehensive benchmark for robust multi-image understanding. *arXiv preprint arXiv:2406.09411*, 2024. 1, 2, 3
- [43] Peng Wang, Shuai Bai, Sinan Tan, Shijie Wang, Zhihao Fan, Jinze Bai, Keqin Chen, Xuejing Liu, Jialin Wang, Wenbin Ge, et al. Qwen2-vl: Enhancing vision-language model’s perception of the world at any resolution. *arXiv preprint arXiv:2409.12191*, 2024. 1, 2, 5, 7
- [44] Mitchell Wortsman, Gabriel Ilharco, Samir Ya Gadre, Rebecca Roelofs, Raphael Gontijo-Lopes, Ari S Morcos, Hongseok Namkoong, Ali Farhadi, Yair Carmon, Simon Kornblith, et al. Model soups: averaging weights of multiple fine-tuned models improves accuracy without increasing inference time. In *International conference on machine learning*, pages 23965–23998. PMLR, 2022. 2, 3
- [45] x.ai. Grok-1.5 vision preview. <https://x.ai>, 2024. 3
- [46] Enneng Yang, Li Shen, Guibing Guo, Xingwei Wang, Xiaochun Cao, Jie Zhang, and Dacheng Tao. Model merging in llms, mllms, and beyond: Methods, theories, applications and opportunities. *arXiv preprint arXiv:2408.07666*, 2024. 3
- [47] Yang Yang, Wenhai Wang, Zhe Chen, Jifeng Dai, and Liang Zheng. Bounding box stability against feature dropout reflects detector generalization across environments. *arXiv preprint arXiv:2403.13803*, 2024. 1
- [48] Yuan Liu, Haodong Duan, Yuanhan Zhang, Bo Li, Songyang Zhang. Mmbench: Is your multi-modal model an all-around player? *arXiv:2307.06281*, 2023. 1, 2, 3
- [49] Xiang Yue, Yuansheng Ni, Kai Zhang, Tianyu Zheng, Ruoqi Liu, Ge Zhang, Samuel Stevens, Dongfu Jiang, Weiming Ren, Yuxuan Sun, et al. Mmmu: A massive multi-discipline multimodal understanding and reasoning benchmark for expert agi. In *Proceedings of the IEEE/CVF Conference on Computer Vision and Pattern Recognition*, pages 9556–9567, 2024. 1, 3
- [50] Xiaohua Zhai, Basil Mustafa, Alexander Kolesnikov, and Lucas Beyer. Sigmoid loss for language image pre-training. In *Proceedings of the IEEE/CVF International Conference on Computer Vision*, pages 11975–11986, 2023. 3
- [51] Kaichen Zhang, Bo Li, Peiyuan Zhang, Fanyi Pu, Joshua Adrian Cahyono, Kairui Hu, Shuai Liu, Yuanhan Zhang, Jingkang Yang, Chunyuan Li, et al. Lmms-eval: Reality check on the evaluation of large multimodal models. *arXiv preprint arXiv:2407.12772*, 2024. 3
- [52] Yuan Zhang, Fei Xiao, Tao Huang, Chun-Kai Fan, Hongyuan Dong, Jiawen Li, Jiacong Wang, Kuan Cheng,

Shanghang Zhang, and Haoyuan Guo. Unveiling the tapestry of consistency in large vision-language models. *arXiv preprint arXiv:2405.14156*, 2024. [1](#), [2](#), [3](#)

- [53] Bingchen Zhao, Yongshuo Zong, Letian Zhang, and Timothy Hospedales. Benchmarking multi-image understanding in vision and language models: Perception, knowledge, reasoning, and multi-hop reasoning. *arXiv preprint arXiv:2406.12742*, 2024. [3](#)