

VAGUE: Visual Contexts Clarify Ambiguous Expressions

Heejeong Nam^{*1}, Jinwoo Ahn^{*2}, Keummin Ka³, Jiwan Chung³, and Youngjae Yu^{†3}

¹Brown University

²UC Berkeley

³Yonsei University

Abstract

Human communication often relies on visual cues to resolve ambiguity. While humans can intuitively integrate these cues, AI systems often find it challenging to engage in sophisticated multimodal reasoning. We introduce VAGUE, a benchmark evaluating multimodal AI systems' ability to integrate visual context for intent disambiguation. VAGUE consists of 1.6K ambiguous textual expressions, each paired with an image and multiple-choice interpretations, where the correct answer is only apparent with visual context. The dataset spans both staged, complex (Visual Commonsense Reasoning) and natural, personal (Ego4D) scenes, ensuring diversity. Our experiments reveal that existing multimodal AI models struggle to infer the speaker's true intent. While performance consistently improves from the introduction of more visual cues, the overall accuracy remains far below human performance, highlighting a critical gap in multimodal reasoning. Analysis of failure cases demonstrates that current models fail to distinguish true intent from superficial correlations in the visual scene, indicating that they perceive images but do not effectively reason with them. We release our code and data at <https://hazel-heejeong-nam.github.io/vaguel/>.

1. Introduction

Human communication is inherently contextual; for example, exclaiming "Hey, this is a disaster!" upon seeing a cluttered room conveys frustration or exaggeration rather than referring to an actual catastrophe. Without surrounding cues, textual dialogues can be *ambiguous*, making it difficult for models to accurately capture intent and nuance.

We consider the case of *visual* contextual cues. Consider Fig. 1, which depicts a speaker making a remark in



Figure 1. A motivating example demonstrating the importance of visual context in understanding intention. Without a predetermined context, a single expression can convey multiple different intentions. The textual expression and Context 1 are from our dataset, while Context 2 is generated using DALL·E 3 [2] to help understanding.

a certain situation. Without specifying contexts introduced from visual cues, the speaker's intention can vary, thus remaining ambiguous. This implies that the visual contexts play important roles in communication, raising the question: can AI systems integrate visual cues with ambiguous dialogue to infer the speaker's intent?

We introduce *Visual Contexts CLArify ambiGUous Expressions* (VAGUE), a benchmark consisting of 1.6K ambiguous textual expressions, each paired with a single image. VAGUE aims to model diverse and natural human-to-human interactions by setting each image as the speaker's viewpoint, where the speaker implicitly requests a certain action from a person within their field of view. We define the problem addressed through this setup as Multimodal Intention Disambiguation (MID), which involves reasoning about the most plausible request conditioned on visual context. Each sam-

^{*}These authors contributed equally.

[†]Corresponding author.

[‡] Authors contributed equally to this work.

ple in VAGUE is annotated with four multiple-choice candidates, ensuring clarity and preventing multiple valid answers caused by paraphrasing or hierarchical inclusion of meaning. The dataset is meticulously curated to ensure visual dependency; the ground-truth candidate is only preferable when considering the visual context. VAGUE includes visual scenes from both artificial sources (Visual Commonsense Reasoning [46]) and real-world scenarios (Ego4D [41]), capturing a broad spectrum of scene complexity and naturalness. The textual expressions in VAGUE are initially generated by GPT-4o [31] following instructions, then reviewed through extensive human rating and filtering to ensure naturalness and alignment with the corresponding images.

Experiments on VAGUE demonstrate that existing multimodal AI models struggle to infer a speaker’s true intent in a multimodal setting. First, although models can leverage visual context—as seen by a performance progression from text-only Language Models (LMs) to pipelined Socratic Models (SMs) [47] and ultimately to end-to-end Visual Language Models (VLMs)—their overall accuracy remains significantly lower than that of humans, indicating a failure to capture the true intent. A closer analysis of failure cases reveals that the primary source of error is the models’ inability to distinguish the true intent from a superficial understanding of the visual context. In other words, even though these multimodal systems can perceive the image content, they cannot effectively use this information to reason about the speaker’s true intent.

In conclusion, we introduce a benchmark that exposes the limitations of current models in integrating visual cues with intent comprehension and identifies their primary failure mode. We anticipate that VAGUE will serve as a testing ground for the development of future multimodal conversational or embodied agents—systems that combine robust visual perception with nuanced conversational reasoning to effectively respond to user requests in complex scenes.

Our contributions are threefold:

- VAGUE: a novel benchmark for evaluating multimodal intention disambiguation. Validated through extensive human filtering, VAGUE is designed for robust quantitative assessment by ensuring both the ambiguity of queries and the visual (in)dependency to answer candidates.
- Carefully curated 1,677 scene images sourced from VCR [46] and Ego4D [41], capturing a wide range of scene complexity, diversity, and naturalness to ensure VAGUE’s generalizability across various contexts.
- Experimental results highlighting a critical challenge in multimodal intention disambiguation: while existing models can perceive visual cues, they fail to effectively integrate this information into reasoning to deduce the speaker’s true intent.

2. Related Work

2.1. Multimodal Theory of Mind

Theory of Mind (ToM) refers to the ability to infer and reason about the intentions of others based on available information [34], where recent language models still struggle with relevant tasks [7] highlighting the need for dedicated research in this area. Initially, various methods and benchmarks have been proposed in unimodal settings, relying on text-based approaches [11, 36]. However, these methods often fail to capture the richness of real-world interactions, which often require integrating both linguistic and visual cues.

Moving beyond text-only contexts, recent work has incorporated visual information. MMTOM [17] introduces a benchmark where models must process both visual and textual cues to solve question-answering tasks related to ToM. The BOSS dataset [9] is a multimodal dataset collected in situations where nonverbal communication is required. It is used to evaluate whether human beliefs can be inferred based on nonverbal cues during social interactions. Similarly, Chen et al. (2024) [5] propose a Video ToM model that leverages key video frames and transcripts, demonstrating improved reasoning on the Social-IQ 2.0 dataset [45]. MuMA-ToM [37] further extends this direction by assessing ToM reasoning in multi-agent interactions, evaluating a model’s ability to infer human beliefs and goals based on video and text inputs. MToMnet [3] introduces a ToM-based neural network that integrates contextual cues, such as scene videos and object locations, with person-specific cues, to predict human beliefs in specific scenarios.

However, progress in multimodal ToM remains constrained not only by the scarcity of high-quality datasets [5] but also by the lack of explicit consideration for the ambiguity and indirectness inherent in human communication.

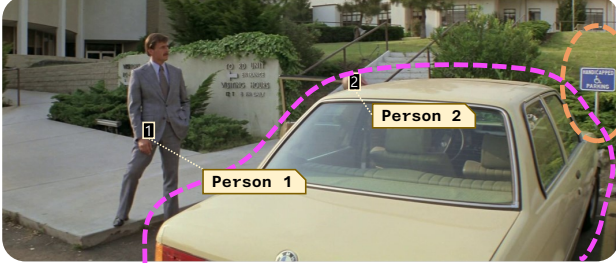
2.2. Multimodal Implicature Understanding

Implicature and the ambiguity that arises from it naturally emerge in everyday human conversation, requiring pragmatic understanding [38]. Early research on implicature understanding has primarily been conducted in text-only settings [27, 30, 40], with some studies specifically focusing on figurative language and metaphor [4, 21, 39]. However, since the ambiguity of standalone text is inherently limited, recent studies have extended to multiple modalities. One example is multimodal sarcasm understanding (MSU). WITS [19] and MOSES [20] are benchmarks for sarcasm explanation, both providing the speaker’s emotion and voice tone as cues. DocMSU [8] is a document-level benchmark for sarcasm localization and detection. To improve MSU, EDGE [32], a graph-based approach, achieved strong performance. UR-FUNNY [13] is a benchmark for multimodal humor comprehension, incorporating facial expressions and voice tones as in MSU [19, 20]. Hessel et al. (2023) [14] intro-

Q. Select the option that best explains the **underlying intention** of the utterance based on the given image.



Hey person1, spot the difference,
this parking's a bit too special isn't it?



- a) The speaker wants person1 to admire the unusually decorated **motorcycle** in the parking lot.
- b) The speaker wants person1 to enjoy playing a **puzzle game** and **spot the difference**.
- ☒ c) The speaker wants person1 to move the sedan because it's in a handicapped parking spot.
- d) The speaker wants person1 to move the sedan because it's parked in front of a **fire hydrant**.

Figure 2. Description of the Multimodal Intention Disambiguation (MID) task in a Multiple-Choice Question format: Given an input image (I) and an indirect expression (p_i), the goal is to infer the speaker’s hidden intent (T) and select the most likely answer.

duced a benchmark derived from a Cartoon Caption Contest, exploring humor identification and explanation. Baluja et al. (2024) [1] demonstrated that models benefit from multimodal cues in humor understanding. Memes also involve implicature, with multimodal datasets such as MemeCap [15] and MultiBully-Ex [16].

However, the cues used in multimodal implicature understanding remain simple, primarily appearing in images with a single main object or person, overlooking the importance of interactions between multiple objects and people in real-world scenarios. These limitations underscore the need for more complex cues, as addressed in VAGUE.

3. Multimodal Intention Disambiguation

In this section, we outline the structure and rationale behind the format of our primary task, which we term Multimodal Intention Disambiguation (MID). Then, we further specify the necessary components that form the basis of the task.

3.1. Problem Setting

Each MID problem comprises an input image I , a direct text expression p_d , and an indirect text expression p_i . Here,

the direct expression p_d clearly shows the underlying intention of the corresponding p_i and serves as an essential intermediate step of generating p_i .

To clarify our problem, we assume that all reasoning is confined to the depicted scene and that each expression is spoken by a human who intends for the listener to take a particular action based on the situation. The ultimate objective of the task is to interpret the hidden intention T effectively by leveraging the contextual cues within the image.

To evaluate how well models capture such intentions, we adopt a multiple-choice (MCQ) format as the primary setup, as shown in Fig. 2. This decision reflects the fact that certain prompts can lead to multiple plausible outcomes, driven by hierarchical relations (e.g., pick up the *chips* - *snack* - *food*) or by the inherent uncertainty of what action best satisfies the speaker’s goal (e.g., an indirect prompt complaining about darkness could be addressed by either turning on a light or opening curtains). Exploring all possible valid interpretations is labor-intensive and often infeasible. Consequently, each MID instance is presented as four distinct options, one correct and three intentionally designed to be incorrect for different reasons (see Sec. 4.2.3), challenging models in both linguistic and visual reasoning.

Formally, let C be the set of all multiple-choice options c_n . Given an image I and an indirect prompt p_i , the task is to select the most valid interpretation of p_i from the predefined options, conditioned on the visual context in I . We define this task as follows:

$$T(I, p_i) := \operatorname{argmax}_{c_n \in C} \Pr(c_n \mid I, p_i). \quad (1)$$

3.2. Direct and Indirect Expressions

By the design of our task, curating effective input prompts p_d and p_i is crucial for ensuring accurate interpretation. What makes a *good* prompt, though? In this section, we define and explain the criteria that both direct and indirect expressions must satisfy. For more details on good and bad examples for each criterion, please refer to our Appendix A.

3.2.1. Directness: Relevance and Solvability

Relevance The direct prompt is an utterance from the speaker that explicitly conveys its intended meaning without ambiguity. However, it is equally important that this intention aligns with the visual context of the scene. For example, a direct prompt p_d such as “Hey person1, I want you to stop the fireworks” clearly expresses its intended action. However, if the corresponding image, as shown in Fig. 2, contains no elements related to fireworks, the prompt is misaligned with the scene. Thus, a direct prompt must not only reveal its intention but also maintain relevance to the image. In the context of our task, **relevance** is determined by whether a human can reasonably establish a connection between the prompt and the depicted scene.

Solvability Relevance alone does not guarantee that a prompt is useful. As outlined in Sec. 3.1, the prompt p_d must explicitly request an action that the listener can reasonably perform. This introduces **solvability**, which requires that the prompt present a clear and actionable problem. A solvable prompt defines a specific issue that can be addressed independently, ensuring that the listener is not left with multiple competing actions to choose from.

3.2.2. Indirectness: Consistency and Ambiguity

Consistency Indirect prompts are designed to obscure their true intention, but they must still convey the same underlying intention as their direct counterpart—essentially requesting the same solution. Since indirect prompts are derived from direct prompts, consistency serves as a key criterion. We define a direct prompt p_d and an indirect prompt p_i as consistent if their interpretations could *potentially* align in intention. The term “potentially” is used because indirect prompts, by nature, may have multiple valid interpretations. For instance, in the earlier “this is a disaster!” example, it conveys distress but allows for multiple reasonable responses, such as cleaning the room or providing reassurance.

Ambiguity If an indirect prompt is entirely consistent with its direct counterpart without introducing any additional complexity, it becomes indistinguishable from a direct prompt. Therefore, an indirect prompt should conceal its underlying intention, which we define as ambiguity. The key principle behind this criterion is that neither the specific action required nor the key entity involved should be explicitly or implicitly mentioned within the prompt. Once these two elements are concealed, further refinements—such as adjusting the tone to be more indirect, sarcastic, or humorous—can enhance the overall nuance and difficulty of interpretation.

4. VAGUE Benchmark Construction

VAGUE is a novel benchmark that extends single-modal or simple multimodal ambiguity to more realistic domains and evaluates whether concurrent vision-language models can perform human-like reasoning with complex visual contexts. It comprises 1,677 images, with 1,144 sourced from the VCR [46] dataset and 533 from Ego4D [41], covering diverse contextual scenarios as well as real-world human interactions. On average, VAGUE contains seven objects and four people per image. Each image is paired with a direct expression p_d , an indirect expression p_i , and four multiple-choice answers, along with relevant meta-information. All textual components are generated using GPT-4o, then refined through extensive human rating, selection, and filtering, ensuring a carefully curated benchmark dataset for testing and advancing multimodal reasoning. We provide detailed benchmark statistics and a diversity analysis in Appendix B.2.

4.1. Visual Data Curation

4.1.1. Sampling

VCR [46] The VCR dataset consists of 110K movie scenes sourced from the Large Scale Movie Description Challenge [35] and YouTube clips. These images are curated based on an “interestingness” criterion [46], ensuring the presence of at least two people, which promotes interactive scenarios. To prevent redundancy in our dataset, we sample 10K images while carefully avoiding neighboring frames, as adjacent frames exhibit minimal variation. This selection process preserves the contextual diversity of the dataset while maintaining its focus on complex, multi-entity interactions.

Ego4D [41] While VCR provides a wide range of contextual diversity, it often includes artificially composed settings that may not fully capture real-world interactions. To address this, we integrate frames from the Ego4D dataset, which offers a more naturalistic depiction of human interactions. We specifically leverage the AV (Audio-Visual), which indicate conversational exchanges between individuals, to ensure the presence of people in the selected frames. Similar to VCR, we avoid neighboring frames to maintain diversity and filter out heavily blurry images to enhance data quality. This process results in 888 candidate images from 94 videos, which serve as the basis for further text processing.

4.1.2. Object Extraction

To ensure the complexity of the visual information, we extract a list of physical objects present in each image using a tagging model, RAM [49]. This step allows us to easily identify scenes with sufficient visual detail. In the case of VCR, many scenes are relatively simple, often containing only a few objects. Therefore, we sort VCR images by the number of detected objects and retained the top 4,000 as candidates for text processing, ensuring that our benchmark primarily consists of rich visual cues in contextually diverse scenes. Please refer to Appendix B.3 for more details.

4.1.3. Person Indicator

In our task, we assume that the speaker is outside the scene, viewing the image and talking to a person in it. However, identifying the addressee is not always straightforward, as images mostly contain multiple individuals. While grounding the specific person referenced in the utterance could introduce additional complexity, it is not the primary focus of our evaluation. To clarify the listener, we assign an indicator tag to each person in the image as shown in Fig. 3. For VCR, we use their existing annotations [46], while for Ego4D, where bounding boxes are not fully available, we employ YOLOv11 [18] to detect and annotate humans. While this provides a straightforward method for grounding the target person, it requires models to perform basic Optical Character Recognition (OCR). Therefore, we conduct exper-

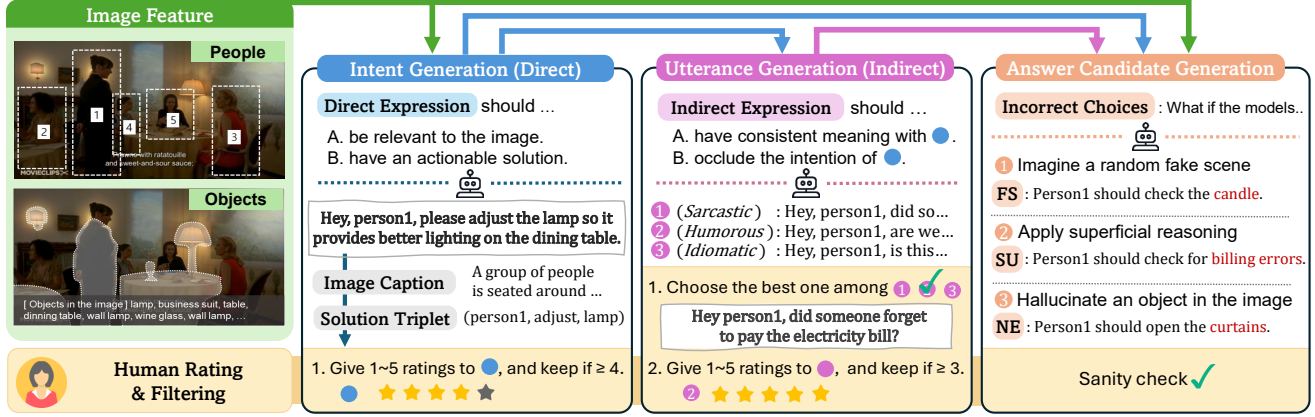


Figure 3. Overview of the data generation process. Based on human-defined criteria and instructions, GPT-4o [31] generates initial data, which are then rated and filtered by humans to ensure quality. Since generating high-quality indirect expressions from raw images is challenging, the process follows these steps: generating a direct expression and intention from the image, creating an indirect expression using information from the previous step, and producing answer candidates based on all the information gathered so far. In the answer candidates, FS stands for Fake Scene Understanding, SU stands for Superficial Understanding, and NE stands for Nonexistent Entity. FS evaluates global hallucination, where the model misinterprets visual context from an entirely different image (e.g., *an outdoor camping scene with a candle*), while NE addresses local hallucination, where only a specific object is replaced with a fabricated one (e.g., *curtains*).

iments to evaluate the OCR capabilities of the models used in our study. See Appendix B.4 for details.

4.2. Multimodal Expression Synthesis

As shown in Fig. 3, VAGUE’s textual expressions are generated first by the model and undergo an extensive process of human rating and filtering. We use GPT-4o [31] for all text processing. The instructions used for generating direct (p_d) and indirect (p_i) expressions are provided in Appendix B.5, while the instructions for generating answer candidates for multiple-choice questions are detailed in Appendix B.7.

4.2.1. Direct Expressions

The direct expression p_d serves as a crucial foundation for crafting the indirect one p_i , as both share the same underlying intention. To ensure that p_d adhere to the principles of relevance and solvability discussed in Sec. 3.2.1, we generate p_d conditioned on the input image I and a task prompt that explicitly defines these criteria. During the generation process, we also instruct the model to output a solution triplet in the format: (subject, action, object). Since direct expressions explicitly state their intentions, extracting each component of the solution triplet is straightforward. To maintain consistency with the visual context, the “object” in the triplet is restricted to physical objects we extracted in Sec. 4.1.2.

After generating p_d for all candidate images, human raters evaluate each prompt based on relevance and solvability, assigning scores from 1 to 5. Only those prompts that receive a rating of 4 or 5 are retained for further use. The detailed rating criteria for human verification and an example of the rating process are provided in Fig. J13.

4.2.2. Indirect Expressions

To ensure that the indirect expressions p_i maintain both ambiguity and fluency while aligning with the true intent T , we adopt a two-stage process: **proposal** and **selection**.

In the initial step, the model is prompted to generate three distinct candidate options. Each candidate follows the criteria outlined in Section 3.2.2, but with explicit instructions to incorporate different linguistic strategies: sarcasm, humor, and meme/idiomatic expressions, respectively. This approach ensures diversity in the generated responses. In the second step, human annotators evaluate the three candidates and select the one that best aligns with the intended indirectness. The selected prompt is then rated on a scale from 1 to 5 based on more specific criteria. Only those prompts that receive a score of 3 or higher are retained for use in the dataset. The detailed rating criteria for human verification and an example of rating process are provided in Fig. J14

4.2.3. Counterfactual Choices

Generating high-quality counterfactual choices is crucial. To enable detailed analysis of model weaknesses in multimodal intent disambiguation, we design interpretable counterfactual choices that provide more plausible alternatives.

Fake Scene Understanding The first counterfactual choice is an interpretation that could arise when the model largely misinterprets the image. This process is conducted in two steps. In the first step, a fake caption is generated by assuming an imaginary scene that can be aligned with the indirect expression but is inconsistent with the true intent. The caption of fake scene is then combined with the speaker’s

indirect statement to derive the most likely interpretation.

Superficial Understanding The subsequent choice corresponds to an interpretation generated when the model fails to deeply reason about the implicit intent of the sentence and instead relies on surface-level meaning. We enforce the model to focus only on the literal wording, without considering any implied or deeper meaning of the indirect sentence. These answer choices are generated alongside the indirect expression p_i . During the indirect selection phase, the corresponding superficially understood choice is selected together, maintaining coherence between them.

Nonexistent Entity The last choice arises when the model interprets the text correctly but fails to adequately consider the details of the image, resulting in a plausible yet incorrect choice. This resembles the correct answer in structure, but replaces the key object in the solution with one that does not exist in the image. To prevent the task from becoming too easy by generating highly irrelevant objects, we constrain the substituted object to one that, while absent from the image, is highly expected to be present in the scene and could replace the original entity. To identify such entities, the model is provided with the image as input to choose objects that align with the scene’s context. This method ensures that the counterfactual choice leverages the expected coherence between the scene and its potential entities while rigorously testing the model’s attention to visual details.

5. Experiments

Models We use the following models in our experiments. The detailed descriptions of each model are in Appendix C.

- Phi3.5-Vision-Instruct (4B) [29]
- LLaVA Onevision (7B) [23]
- Qwen2.5-VL-Instruct (7B, 72B) [43]
- InternVL-2.5-MPO (8B, 26B) [6]
- Idefics2 (8B) [22]
- LLaVA NeXT Vicuna (13B) [24]
- Ovis2 (16B) [28]
- GPT-4o [31]
- Gemini 1.5 Pro [12]
- InternVL-3 (38B) [42]

5.1. MLLMs Benefit from Visual Cues

Our first objective is to assess how effectively MLLMs leverage visual cues to resolve ambiguity in utterances. To this end, we systematically control the level of detail in the visual cues provided to the models and measure their accuracy in inferring the speaker’s true intent. Performance is evaluated in both multiple-choice and free-form settings. For clarity, we primarily report multiple-choice accuracy, deferring free-form results to Appendix I.

We consider three levels of visual cues:

- *Language Models (LMs)* receive no visual input, requiring models to rely on superficial textual priors such as common-sense knowledge of sarcasm or humor to determine intent.
- *Socratic Models (SMs)* [47] use text-only LMs but incorporate short image captions (up to two or three sentences) as additional input. This short generic caption may lack sufficient detail, which may be insufficient for accurately inferring intent. Each SM model generated its own image captions and used them in subsequent processing.
- *Visual Language Models (VLMs)* receive the raw image input, enabling a more direct interpretation of visual cues.

Results The results in Tab. 1 indicate that MLLMs can leverage visual cues, albeit to a limited extent, since SMs and VLMs consistently outperform LMs across all evaluated models. Additionally, more detailed visual input generally improves performance, with VLMs surpassing SMs in most cases, except in the case of proprietary models. This exception is further analyzed in Sec. 5.2. Both the VCR and Ego4D subsets exhibit similar performance trends, demonstrating the generalizability of our findings across both staged and real-world scenarios. Finally, the consistently low performance of LMs further reinforces the validity of our dataset as a multimodal benchmark.

5.2. Analysis on Failure Modes

Here, we examine the ways in which models fail to infer the true intent and how these failure patterns vary with the level of visual cues provided. As shown in Fig. 3, our multiple-choice questions include three distinct types of incorrect answer candidates. We assess the model’s *raw visual understanding* using the Fake Scene Understanding (FS) and Nonexistent Entity (NE) candidates, which test whether the model can correctly interpret the scene without being misled by fabricated or nonexistent elements. Conversely, the Superficial Understanding (SU) candidate evaluates the model’s *reasoning ability*, testing whether it can go beyond surface-level perception to infer intent. We provide the full table of failure modes in the MCQ setting in Appendix I.

Results Figure 4 illustrates how frequently each model selects different types of incorrect answers instead of the correct intent. Among the error types, Superficial Understanding (SU) is the most common. This indicates that while models generally succeed in recognizing basic visual details, they often fail to *reason* deeply about those visual cues to accurately infer the underlying intent of the speaker. However, proprietary models exhibit fewer SU-related errors, indicating stronger reasoning capabilities.

Moreover, stronger visual cues improve accuracy across all models and failure types. This improvement highlights the crucial role of visual conditioning in reducing both vision-based errors (FS and NE) and reasoning-related failures (SU).

| Model | VAGUE-VCR | | | VAGUE-Ego4D | | |
|-----------------------------|-------------|----------------------|----------------------|-------------|----------------------|----------------------|
| | LM (L) | SM (L+V) | VLM (L+V) | LM (L) | SM (L+V) | VLM (L+V) |
| Phi3.5-Vision-Instruct (4B) | 26.6 | 35.3 (↑ 8.7) | 46.0 (↑ 19.4) | 22.5 | 31.1 (↑ 8.6) | 42.4 (↑ 19.9) |
| LLaVA-Onevision (7B) | 13.1 | 29.4 (↑ 16.3) | 43.1 (↑ 30.0) | 11.3 | 29.5 (↑ 18.2) | 43.2 (↑ 31.9) |
| Qwen2.5-VL-Instruct (7B) | 11.1 | 25.6 (↑ 14.5) | 46.8 (↑ 35.7) | 9.8 | 28.0 (↑ 18.2) | 48.4 (↑ 38.6) |
| InternVL-2.5-MPO (8B) | 23.0 | 48.4 (↑ 25.4) | 63.9 (↑ 40.9) | 24.2 | 54.0 (↑ 29.8) | 66.8 (↑ 42.6) |
| Idefics2 (8B) | 13.9 | 21.1 (↑ 7.2) | 58.7 (↑ 44.8) | 14.8 | 18.2 (↑ 3.4) | 58.3 (↑ 43.5) |
| LLaVA-NeXT-vicuna (13B) | 24.2 | 37.2 (↑ 13) | 46.4 (↑ 22.2) | 20.3 | 34.1 (↑ 13.8) | 52.5 (↑ 32.2) |
| Ovis2 (16B) | 21.9 | 23.8 (↑ 1.9) | 24.5 (↑ 3.6) | 20.5 | 25.3 (↑ 4.8) | 25.7 (↑ 5.2) |
| InternVL-2.5-MPO (26B) | 21.2 | 48.5 (↑ 27.3) | 63.7 (↑ 42.5) | 21.8 | 55.2 (↑ 33.4) | 68.7 (↑ 46.9) |
| InternVL-3 (38B) | 24.8 | 47.2 (↑ 22.4) | 63.6 (↑ 38.8) | 18.0 | 47.5 (↑ 29.5) | 59.8 (↑ 41.8) |
| Qwen2.5-VL-Instruct (72B) | 29.6 | 55.6 (↑ 26.0) | 74.2 (↑ 44.6) | 26.8 | 59.3 (↑ 32.5) | 69.8 (↑ 43.0) |
| GPT-4o | 46.4 | 69.5 (↑ 23.1) | <u>65.1 (↑ 18.7)</u> | 48.2 | 67.5 (↑ 19.3) | <u>63.6 (↑ 15.3)</u> |
| Gemini-1.5-Pro | <u>43.2</u> | <u>62.4 (↑ 19.2)</u> | 60.6 (↑ 17.4) | <u>40.3</u> | 60.6 (↑ 20.3) | 60.6 (↑ 20.3) |

Table 1. Experiments on the Multimodal Intention Disambiguation (MID) task with varying levels of visual cues. We report the accuracy (%) of the Multiple-Choice Question. ↑ indicates the performance gain from visual cues, i.e. increment compared to the LM setting. (L) denotes the use of language input only, while (L+V) indicates the incorporation of visual cues. The noticeable increase in accuracy across LM, SM, and VLM demonstrates that the introduction of detailed visual cues is beneficial for the task.

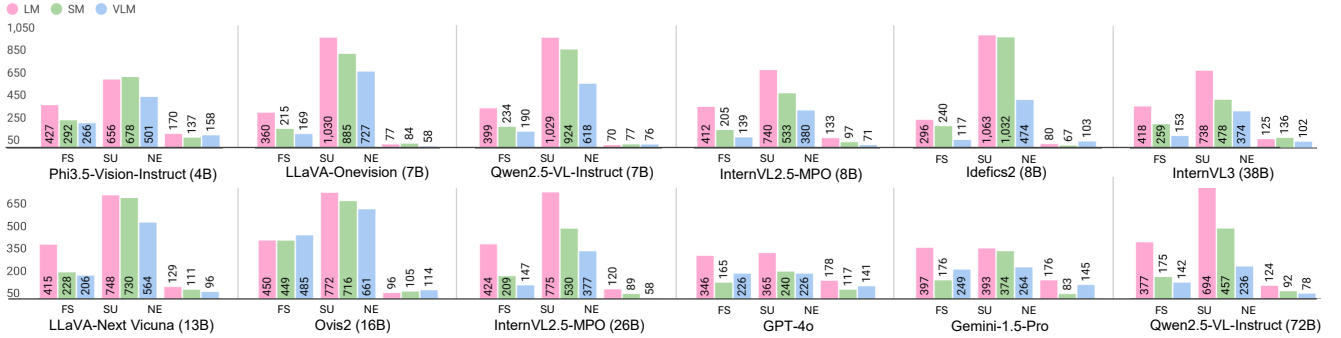


Figure 4. We present a bar plot to analyze the distribution of incorrect answer choices selected by each model. Each number represents how frequently a given choice was selected from the 1,677 items in the dataset. The counterfactual choice categories are FS (Fake Scene Understanding), SU (Superficial Understanding), and NE (Nonexistent Entity). We use distinct colors to represent LM (Language Models), SM (Socratic Models), and VLM (Visual-Language Models).

Notably, proprietary models perform better with captioned inputs (SM) than with raw images (VLM). A closer examination of Fig. 4 reveals that this discrepancy arises from vision-based failures (FS and NE) rather than reasoning-centric failure (SU). This indicates that their captioning ability potentially allows them to obtain more sophisticated information while reducing hallucination in the images. The supporting experiments and explanations are provided in Appendix F.

5.3. Comparison with human

To validate our benchmark and establish an upper bound for performance, we assess human accuracy, highlighting the gap between existing models and human capability. This evaluation follows the multiple-choice setup within the VLM setting, using a subset of 400 samples. As shown

in Tab. 2, human performance reaches 94%, demonstrating near-perfect accuracy. Although proprietary models and some large-sized models show a decent performance, a notable performance gap ($\sim 20\%$) still exists compared to human evaluators. This result underscores the significant gap between AI models’ multimodal reasoning capabilities and human-level understanding when inferring hidden intent, suggesting that visual perception alone, even when accurate, is insufficient without deeper cognitive integration. This performance gap is due to the models’ tendency to rely on surface-level text rather than understanding deeper visual-textual implications. Thus, advancing multimodal reasoning likely requires models to integrate higher-order cognitive processes, like commonsense reasoning and pragmatic understanding, into visual interpretation tasks. Refer

| Model | Acc (%) | FS | SU | NE | Correct |
|-----------------------------|-------------|-----------|----------|----------|------------|
| Ovis2 (16B) | 23.0 | 119 | 171 | 18 | 92 |
| LLaVA-Onevision (7B) | 41.0 | 43 | 183 | 10 | 164 |
| Phi3.5-Vision-Instruct (4B) | 44.3 | 60 | 132 | 31 | 177 |
| Qwen2.5-VL-Instruct (7B) | 47.0 | 47 | 152 | 13 | 188 |
| LLaVA-NeXT-icuna (13B) | 48.0 | 48 | 143 | 17 | 192 |
| Idefics2 (8b) | 57.0 | 28 | 120 | 24 | 228 |
| Gemini-1.5-Pro | 60.3 | 60 | 73 | 26 | 241 |
| InternVL-3 (38B) | 61.5 | 38 | 94 | 22 | 246 |
| InternVL-2.5-MPO (8B) | 61.8 | 42 | 95 | 16 | 247 |
| GPT-4o | 62.3 | 61 | 63 | 27 | 249 |
| InternVL-2.5-MPO (26B) | 63.0 | 36 | 101 | 11 | 252 |
| Qwen2.5-VL-Instruct (72B) | 72.3 | 39 | 60 | 12 | 289 |
| Human | 94.0 | 12 | 4 | 8 | 374 |

Table 2. Performance across models and humans on a sampled set of 400 questions. The results show that humans outperform models by a margin of over 20%.

| Model | Type | Acc (%) | Incorrect count | | |
|----------------|---------|--------------|-----------------|-----|-----|
| | | | FS | SU | NE |
| GPT-4o | SM | 68.9 | 165 | 240 | 117 |
| | SM+CoT | 69.5 (↑ 0.6) | 165 | 241 | 105 |
| | VLM | 64.6 | 226 | 226 | 141 |
| | VLM+CoT | 66.4 (↑ 1.8) | 162 | 156 | 85 |
| Gemini-1.5-Pro | SM | 61.8 | 176 | 374 | 83 |
| | SM+CoT | 61.0 (↓ 0.8) | 190 | 367 | 94 |
| | VLM | 60.6 | 249 | 264 | 145 |
| | VLM+CoT | 64.4 (↑ 3.8) | 213 | 267 | 117 |

Table 3. Result of Chain-of-Thought (CoT) experiments on proprietary models, in both SM and VLM settings. ↑ and ↓ indicate an increase and decrease in accuracy when zero-shot CoT is applied.

to Appendix E for details on the selected subset and human evaluation setup.

5.4. Chain-of-Thought Experiments

Given the strong reasoning demands of multimodal intent deduction, we further explore the effectiveness of Chain-of-Thought (CoT) prompting [44] in enhancing the reasoning capabilities of MLLMs. The CoT prompt templates, provided in Fig. J21 and Fig. J22, are designed to explicitly ground the reasoning process, reducing hallucinations. While our main results focus on proprietary models, owing to their superior suitability for zero-shot CoT reasoning, we also present experiments and analyses for open-source models ranging from 4B to 72B in Appendix G.

Results As shown in Tab. 3, CoT prompting improves performance for raw image inputs (VLM), while showing no clear trend and remaining at a similar level for image caption inputs (SM). One possible explanation for this discrepancy is that CoT primarily enhances reasoning by improving

grounding and reducing hallucinations. Since image captions inherently contain fewer hallucinations, SMs see some benefit from CoT prompting albeit at the cost of reduced detail. Additionally, the performance improvements observed with CoT prompting are consistent across different types of false answer candidates, suggesting a generalizable effect in enhancing reasoning quality.

6. Conclusion

We present VAGUE (Visual Contexts CLarify ambiGUous Expressions), a new benchmark aimed at assessing models’ ability to interpret nuanced communication in complex multimodal scenarios. Our results show that models benefit from visual information when inferring the underlying intention of indirect expressions, as evidenced by their improved performance with increasing levels of visual cues. However, a significant disparity persists between machine capabilities and humans. To gain deeper insights into model inaccuracies, we design multiple-choice questions that explicitly address failure points, enabling a systematic and quantitative evaluation of the reasons behind performance. The primary challenge identified is the tendency of multimodal models to inadequately integrate visual cues, relying instead on the literal interpretation of textual information. This shortcoming highlights the need for further research, and we anticipate that VAGUE will open up promising avenues for developing systems capable of deeper multimodal reasoning to enhance AI’s ability to engage in human-like interactions.

7. Limitations

First, we acknowledge that there are cultural and linguistic limitations. We incorporate sarcastic, humorous, and idiomatic implicatures in generating indirect expressions. However, since the initial data drafts are created by a model (GPT-4o [31]), they may reflect cultural biases present in its training data. To prevent any potential ethical issues, all human annotators are instructed to remove any content considered problematic or discriminatory during the rating and filtering process. Also, all textual expressions in VAGUE are limited to English. Therefore, we encourage future exploration of indirect expressions across diverse languages and cultures. The second limitation pertains to the dependency of certain meta-information on the quality of the parent dataset and the performance of the models utilized during the dataset generation. We observe that bounding box annotations from YOLOv11 [18] are occasionally duplicated, leading to a reported number of people higher than actually present. Likewise, the tagging model RAM [49] sometimes misidentified objects. Therefore, we remove any corrupted instances that could undermine the integrity of the task during the human rating and filtering process.

References

- [1] Ashwin Baluja. Text is not all you need: Multimodal prompting helps llms understand humor. *arXiv preprint arXiv:2412.05315*, 2024. 3
- [2] James Betker, Gabriel Goh, Li Jing, † Tim Brooks, Jianfeng Wang, Linjie Li, † Long Ouyang, † Juntang Zhuang, † Joyce Lee, † Yufei Guo, † Wesam Manassra, † Prafulla Dhariwal, † Casey Chu, † Yunxin Jiao, and Aditya Ramesh. Improving image generation with better captions. 1
- [3] Matteo Bortoletto, Constantin Ruhdorfer, Lei Shi, and Andreas Bulling. Explicit modelling of theory of mind for belief prediction in nonverbal social interactions. In *Proc. 27th European Conference on Artificial Intelligence (ECAI)*, pages 1–8, 2024. 2
- [4] Tuhin Chakrabarty, Arkadiy Saakyan, Debanjan Ghosh, and Smaranda Muresan. FLUTE: Figurative language understanding through textual explanations. In *Proceedings of the 2022 Conference on Empirical Methods in Natural Language Processing*, pages 7139–7159, Abu Dhabi, United Arab Emirates, 2022. Association for Computational Linguistics. 2
- [5] Zhawen Chen, Tianchun Wang, Yizhou Wang, Michal Kosinski, Xiang Zhang, Yun Fu, and Sheng Li. Through the theory of mind’s eye: Reading minds with multimodal video large language models. *arXiv preprint arXiv:2406.13763*, 2024. 2
- [6] Zhe Chen, Weiyun Wang, Hao Tian, Shenglong Ye, Zhangwei Gao, Erfei Cui, Wenwen Tong, Kongzhi Hu, Jiapeng Luo, Zheng Ma, et al. How far are we to gpt-4v? closing the gap to commercial multimodal models with open-source suites. *arXiv preprint arXiv:2404.16821*, 2024. 6, 3
- [7] Christine Cuskley, Rebecca Woods, and Molly Flaherty. The limitations of large language models for understanding human language and cognition. *Open Mind*, 8:1058–1083, 2024. 2
- [8] Hang Du, Guoshun Nan, Sicheng Zhang, Binzhu Xie, Junrui Xu, Hehe Fan, Qimei Cui, Xiaofeng Tao, and Xudong Jiang. Docmsu: A comprehensive benchmark for document-level multimodal sarcasm understanding. In *Proceedings of the AAAI Conference on Artificial Intelligence*, pages 17933–17941, 2024. 2
- [9] Jiafei Duan, Samson Yu, Nicholas Tan, Li Yi, and Cheston Tan. Boss: A benchmark for human belief prediction in object-context scenarios. *arXiv preprint arXiv:2206.10665*, 2022. 2
- [10] Alessandro Favero, Luca Zancato, Matthew Trager, Siddharth Choudhary, Pramuditha Perera, Alessandro Achille, Ashwin Swaminathan, and Stefano Soatto. Multi-modal hallucination control by visual information grounding. *CVPR 2024*, 2024. 4
- [11] Kanishk Gandhi, Jan-Philipp Fraenkel, Tobias Gerstenberg, and Noah D. Goodman. Understanding social reasoning in language models with language models. In *Advances in Neural Information Processing Systems 36 (NeurIPS 2023), Datasets and Benchmarks Track*, 2023. Dataset and Benchmarks Track. 2
- [12] Gemini Team. Gemini 1.5: Unlocking multimodal understanding across millions of tokens of context. *arXiv preprint arXiv:2403.05530*, 2024. 6, 3
- [13] Md Kamrul Hasan, Wasifur Rahman, AmirAli Bagher Zadeh, Jianyuan Zhong, Md Iftekhar Tanveer, Louis-Philippe Morency, and Mohammed (Ehsan) Hoque. UR-FUNNY: A multimodal language dataset for understanding humor. In *Proceedings of the 2019 Conference on Empirical Methods in Natural Language Processing and the 9th International Joint Conference on Natural Language Processing (EMNLP-IJCNLP)*, pages 2046–2056, Hong Kong, China, 2019. Association for Computational Linguistics. 2
- [14] Jack Hessel, Ana Marasovic, Jena D. Hwang, Lillian Lee, Jeff Da, Rowan Zellers, Robert Mankoff, and Yejin Choi. Do androids laugh at electric sheep? humor “understanding” benchmarks from the new yorker caption contest. In *Proceedings of the 61st Annual Meeting of the Association for Computational Linguistics (Volume 1: Long Papers)*, pages 688–714, Toronto, Canada, 2023. Association for Computational Linguistics. 2
- [15] EunJeong Hwang and Vered Shwartz. Memecap: A dataset for captioning and interpreting memes. *arXiv preprint arXiv:2305.13703*, 2023. 3
- [16] Prince Jha, Krishanu Maity, Raghav Jain, Apoorv Verma, Sriparna Saha, and Pushpak Bhattacharyya. Meme-ingful analysis: Enhanced understanding of cyberbullying in memes through multimodal explanations. *arXiv preprint arXiv:2401.09899*, 2024. 3
- [17] Chuanyang Jin, Yutong Wu, Jing Cao, Jiannan Xiang, Yen-Ling Kuo, Zhiting Hu, Tomer Ullman, Antonio Torralba, Joshua Tenenbaum, and Tianmin Shu. MMTOM-QA: Multimodal theory of mind question answering. In *Proceedings of the 62nd Annual Meeting of the Association for Computational Linguistics (Volume 1: Long Papers)*, pages 16077–16102, Bangkok, Thailand, 2024. Association for Computational Linguistics. 2
- [18] Rahima Khanam and Muhammad Hussain. Yolov11: An overview of the key architectural enhancements, 2024. 4, 8
- [19] Shivani Kumar, Atharva Kulkarni, Md Shad Akhtar, and Tanmoy Chakraborty. When did you become so smart, oh wise one?! sarcasm explanation in multi-modal multi-party dialogues. In *Proceedings of the 60th Annual Meeting of the Association for Computational Linguistics (Volume 1: Long Papers)*, pages 5956–5968, Dublin, Ireland, 2022. Association for Computational Linguistics. 2
- [20] Shivani Kumar, Ishani Mondai, Md Shad Akhtar, and Tanmoy Chakraborty. Explaining (sarcastic) utterances to enhance affect understanding in multimodal dialogues. In *Proceedings of the Thirty-Seventh AAAI Conference on Artificial Intelligence and Thirty-Fifth Conference on Innovative Applications of Artificial Intelligence and Thirteenth Symposium on Educational Advances in Artificial Intelligence*. AAAI Press, 2023. 2
- [21] Yash Kumar Lal and Mohaddeseh Bastan. SBU figures it out: Models explain figurative language. In *Proceedings of the 3rd Workshop on Figurative Language Processing (FLP)*, pages 143–149, Abu Dhabi, United Arab Emirates (Hybrid), 2022. Association for Computational Linguistics. 2
- [22] Hugo Laurençon, Léo Tronchon, Matthieu Cord, and Victor Sanh. What matters when building vision-language mod-

- els? *Advances in Neural Information Processing Systems*, 37: 87874–87907, 2025. 6, 3
- [23] Bo Li, Yuanhan Zhang, Dong Guo, Renrui Zhang, Feng Li, Hao Zhang, Kaichen Zhang, Peiyuan Zhang, Yanwei Li, Ziwei Liu, et al. Llava-onevision: Easy visual task transfer. *arXiv preprint arXiv:2408.03326*, 2024. 6, 3
- [24] Feng Li, Renrui Zhang, Hao Zhang, Yuanhan Zhang, Bo Li, Wei Li, Zejun Ma, and Chunyuan Li. Llava-next-interleave: Tackling multi-image, video, and 3d in large multimodal models, 2024. 6, 3
- [25] Kevin Y. Li, Sachin Goyal, Joao D. Semedo, and J. Zico Kolter. Inference optimal vlms need fewer visual tokens and more parameters, 2025. 4
- [26] Tsung-Yi Lin, Michael Maire, Serge Belongie, James Hays, Pietro Perona, Deva Ramanan, Piotr Dollár, and C. Lawrence Zitnick. Microsoft coco: Common objects in context. In *Computer Vision – ECCV 2014*, pages 740–755, Cham, 2014. Springer International Publishing. 1, 3
- [27] Annie Louis, Dan Roth, and Filip Radlinski. “I’d rather just go to bed”: Understanding indirect answers. In *Proceedings of the 2020 Conference on Empirical Methods in Natural Language Processing (EMNLP)*, pages 7411–7425, Online, 2020. Association for Computational Linguistics. 2
- [28] Shiyin Lu, Yang Li, Qing-Guo Chen, Zhao Xu, Weihua Luo, Kaifu Zhang, and Han-Jia Ye. Ovis: Structural embedding alignment for multimodal large language model. *arXiv preprint arXiv:2405.20797*, 2024. 6, 3
- [29] Microsoft. Phi-3 technical report: A highly capable language model locally on your phone, 2024. 6, 3
- [30] Maryam Sadat Mirzaei, Kourosh Meshgi, and Satoshi Sekine. What is the real intention behind this question? dataset collection and intention classification. In *Proceedings of the 61st Annual Meeting of the Association for Computational Linguistics (Volume 1: Long Papers)*, pages 13606–13622, Toronto, Canada, 2023. Association for Computational Linguistics. 2
- [31] OpenAI. Gpt-4 technical report. *arXiv preprint arXiv:2303.08774*, 2023. 2, 5, 6, 8, 3
- [32] Kun Ouyang, Liqiang Jing, Xuemeng Song, Meng Liu, Yupeng Hu, and Liqiang Nie. Sentiment-enhanced graph-based sarcasm explanation in dialogue. *arXiv:2402.11414*, 2024. 2
- [33] Kishore Papineni, Salim Roukos, Todd Ward, and Wei-Jing Zhu. Bleu: a method for automatic evaluation of machine translation. In *Proceedings of the 40th Annual Meeting of the Association for Computational Linguistics*, pages 311–318, Philadelphia, Pennsylvania, USA, 2002. Association for Computational Linguistics. 3, 4
- [34] David Premack and Guy Woodruff. Does the chimpanzee have a theory of mind? *Behavioral and brain sciences*, 1(4): 515–526, 1978. 2
- [35] Anna Rohrbach, Atousa Torabi, Marcus Rohrbach, Niket Tandon, Chris Pal, Hugo Larochelle, Aaron Courville, and Bernt Schiele. Movie description. *International Journal of Computer Vision*, 2017. 4
- [36] Melanie Sclar, Sachin Kumar, Peter West, Alane Suhr, Yejin Choi, and Yulia Tsvetkov. Minding language models’ (lack of) theory of mind: A plug-and-play multi-character belief tracker. In *Proceedings of the 61st Annual Meeting of the Association for Computational Linguistics (ACL)*, pages 13960–13980, Toronto, Canada, 2023. Association for Computational Linguistics. 2
- [37] Haojun Shi, Suyu Ye, Xinyu Fang, Chuanyang Jin, Leyla Isik, Yen-Ling Kuo, and Tianmin Shu. Muma-tom: Multi-modal multi-agent theory of mind, 2024. 2
- [38] Settaluri Sravanthi, Meet Doshi, Pavan Tankala, Rudra Murthy, Raj Dabre, and Pushpak Bhattacharyya. PUB: A pragmatics understanding benchmark for assessing LLMs’ pragmatics capabilities. In *Findings of the Association for Computational Linguistics: ACL 2024*, pages 12075–12097, Bangkok, Thailand, 2024. Association for Computational Linguistics. 2
- [39] Chuandong Su, Fumiyo Fukumoto, Xiaoxi Huang, Jiye Li, Rongbo Wang, and Zhiqun Chen. DeepMet: A reading comprehension paradigm for token-level metaphor detection. In *Proceedings of the Second Workshop on Figurative Language Processing*, pages 30–39, Online, 2020. Association for Computational Linguistics. 2
- [40] Junya Takayama, Tomoyuki Kajiwar, and Yuki Arase. DIRECT: Direct and indirect responses in conversational text corpus. In *Findings of the Association for Computational Linguistics: EMNLP 2021*, pages 1980–1989, Punta Cana, Dominican Republic, 2021. Association for Computational Linguistics. 2
- [41] Ego4d Team. Ego4d: Around the world in 3,000 hours of egocentric video. In *Proceedings of the IEEE/CVF Conference on Computer Vision and Pattern Recognition (CVPR)*, pages 18995–19012, 2022. 2, 4
- [42] OpenGVLab Team. Internvl3: Exploring advanced training and test-time recipes for open-source multimodal models, 2025. 6, 3
- [43] Qwen Team. Qwen2.5-vl technical report, 2025. 6, 3
- [44] Jason Wei, Xuezhi Wang, Dale Schuurmans, Maarten Bosma, Fei Xia, Ed Chi, Quoc V Le, Denny Zhou, et al. Chain-of-thought prompting elicits reasoning in large language models. *Advances in neural information processing systems*, 35:24824–24837, 2022. 8
- [45] Alex Wilf, Leena Mathur, Sheryl Mathew, Claire Ko, Youssef Kebe, Paul Pu Liang, and Louis-Philippe Morency. Social-iq 2.0 challenge: Benchmarking multimodal social understanding. <https://github.com/abwilf/Social-IQ-2.0-Challenge>, 2023. 2
- [46] Rowan Zellers, Yonatan Bisk, Ali Farhadi, and Yejin Choi. From recognition to cognition: Visual commonsense reasoning. *2019 IEEE/CVF Conference on Computer Vision and Pattern Recognition (CVPR)*, pages 6713–6724, 2018. 2, 4, 1
- [47] Andy Zeng, Maria Attarian, Krzysztof Marcin Choromanski, Adrian Wong, Stefan Welker, Federico Tombari, Aveek Purohit, Michael S Ryoo, Vikas Sindhwani, Johnny Lee, et al. Socratic models: Composing zero-shot multimodal reasoning with language. In *The Eleventh International Conference on Learning Representations*, 2023. 2, 6
- [48] Tianyi Zhang*, Varsha Kishore*, Felix Wu*, Kilian Q. Weinberger, and Yoav Artzi. Bertscore: Evaluating text generation with bert. In *International Conference on Learning Representations*, 2020. 4

- [49] Youcai Zhang, Xinyu Huang, Jinyu Ma, Zhaoyang Li, Zhaochuan Luo, Yanchun Xie, Yuzhuo Qin, Tong Luo, Yaqian Li, Shilong Liu, Yandong Guo, and Lei Zhang. Recognize anything: A strong image tagging model. In *2024 IEEE/CVF Conference on Computer Vision and Pattern Recognition Workshops (CVPRW)*, pages 1724–1732, 2024. [4](#), [8](#), [1](#)

VAGUE: Visual Contexts Clarify Ambiguous Expressions

Supplementary Material

A. Directness & Indirectness Examples

Figure J3 provides a more concrete explanation with realistic examples of the direct and indirect expressions defined in the main text. Each expression follows two key criteria, and we avoid examples like those in the “Bad” column while prioritizing those in the “Good” cases.

B. VAGUE Benchmark

This section introduces details of VAGUE Benchmark dataset. We provide examples of images and their corresponding multiple-choice questions, along with the prompts used to generate direct, indirect expression, correct understanding expression and superficial understanding expression. Additionally, we present the prompts used to generate two incorrect answer choices of multiple choices set (fake scene understanding expression, nonexistent entity expression) and the human rating criteria employed to assess the quality of direct and indirect expressions.

B.1. Samples in VAGUE

Figures J5 to J7 illustrate six examples from our benchmark dataset. In the Visual Language Models (VLMs) setting, the model is presented with an image containing person indicator tags, a question, and the speaker’s indirect utterance, as shown in the figures, to answer a multiple-choice question. For reference, we have included the corresponding direct expression below each sample.

B.2. Benchmark Statistics

Table B1 illustrates the average statistics of the datasets that make up VAGUE-VCR and VAGUE-Ego4D. “Average object counts” refers to the average number of detected objects per image, while “Average people counts” indicates the average number of detected individuals per image. “Average word counts” represents the average number of words in direct and indirect expressions generated for each image. Notably, the high values of “Average object counts” and “Average people counts” suggest that the images are not simplistic.

| | VAGUE-VCR | VAGUE-Ego4D |
|--------------------------------|-----------|-------------|
| Average object counts | 7.4 | 6.89 |
| Average people counts | 4.48 | 2.59 |
| Average word counts (direct) | 9.69 | 15.9 |
| Average word counts (indirect) | 11.52 | 12.27 |

Table B1. Dataset statistics table

Furthermore, Fig. B1 illustrates the diversity of intentions generated from our two parent datasets. Using the 20 most frequently occurring verbs in the solution triplets (person, action, object) of each dataset, we generate a radial diagram. Both VAGUE-VCR and VAGUE-Ego4D exhibited a comparable level of diversity, demonstrating that while not perfectly uniform, the dataset covers a wide range of contexts.

B.3. Details of Object Extraction

Our prompts, both direct and indirect, are crafted as instructions that request the recipient to perform specific manipulations on an object within the scene. Such formulation of the task prompt requires the scene to have enough objects. Although the VCR [46] dataset contains COCO [26] object tags as meta-information, COCO objects are highly limited and often fail to comprehensively capture the objects present in real-world scenes. Therefore, we process our images using the Recognize Anything Model (RAM) [49] to identify physical objects in each image. However, RAM [49] frequently generates tags for entities that are not strictly physical objects, such as places, emotions, and colors. To address this, we manually curate a list of 2,403 physical objects from the full set of 4,585 items detectable by RAM [49]. Using this refined list, we filter the initially extracted entities from the images for further usage.

B.4. OCR Experiments for Testing Person Tags

In Sec. 4.1.3, we incorporate person indicators into images to distinguish individuals when interpreting prompts in various contexts. While this provides a straightforward method for grounding the target person, it requires models to perform basic Optical Character Recognition (OCR) to interpret phrases such as “Hey person2” To evaluate this capability, we select three images from the COCO [26] dataset, each containing a different number of people. Fig. B2 presents these images, featuring two, five, and ten individuals wearing t-shirts in various colors. By asking the models to identify the t-shirt color of specific individuals, we conclude that the selected models consistently performed perfectly in recognizing person indicators as shown in Tab. B2

B.5. Model Instruction for Direct and Indirect prompts

Fig. J8 is the prompt used to generate direct expressions. Also, Fig. J9 is a prompt that generates the correct answer for multiple choice by understanding the intention based on this direct expression(Correct). Fig. J10 is the prompt

Table B2

| model | response | | |
|-----------------------------|------------------------------------|------------------------------------|------------------------------------|
| | (a) | (b) | (c) |
| Phi3.5-Vision-Instruct (4B) | Person1 is wearing a red shirt. | Person1 is wearing a red shirt. | Person5 is wearing a red shirt. |
| LLaVA-Onevision (7B) | red | red | red |
| Qwen2.5-VL-Instruct (7B) | Person1 is wearing a red shirt. | Person1 is wearing a red shirt. | Person5 is wearing a red shirt. |
| InternVL-2.5-MPO (8B) | Person 1 is wearing a red shirt. | Person 1 is wearing a red shirt. | Person 5 is wearing a red shirt. |
| Idefics2 (8B) | Red. | Red. | Red. |
| LLaVA-NeXT-vicuna (13B) | Person 1 is wearing a red t-shirt. | Person 1's t-shirt is red. | Person 5 is wearing a red t-shirt. |
| Ovis2 (16B) | Person1 is wearing a red shirt. | Person1 is wearing a red shirt. | Person5 is wearing a red shirt. |
| InternVL-2.5-MPO (26B) | Person 1 is wearing a red shirt. | Person 1 is wearing a red shirt. | Person 5 is wearing a red shirt. |
| InternVL-3 (38B) | Person 1 is wearing a red shirt. | Person 1 is wearing a red shirt. | Person 5 is wearing a red shirt. |
| Qwen2.5-VL-Instruct (72B) | Person 1 is wearing a red shirt. | Person 1 is wearing a red shirt. | Person5 is wearing a red shirt. |
| GPT-4o | Person 1 is wearing a red shirt. | Person 1 is wearing a red shirt. | Person 5 is wearing a red shirt. |
| Gemini-1.5-Pro | Person 1 is wearing a red t-shirt. | Person 1 is wearing a red t-shirt. | Person 5 is wearing a red t-shirt. |




Figure B2. Three images from the COCO [26] dataset which were used assessing OCR capability. We asked about the t-shirt color of person 1 in (a) and (b), and person 5 in (c). The correct answer, "red," was identified correctly by all selected models during testing.

that generates indirect expressions based on direct expressions and their intended meaning. Additionally, it produces superficially misinterpreted intentions (SU).

B.6. Human Rating for Direct and Indirect prompts

This section details the human rating and filtering process. Human annotators are instructed to follow the scoring guidelines provided in the tables in Figs. J13 and J14. To facilitate high-quality annotations efficiently, we use *Label Studio* (<https://labelstud.io/>). Figure J13 illustrates the UI for rating direct expressions, while Fig. J14 shows the UI for selecting and rating indirect expressions.

B.7. Model Instruction for Counterfactual Choices

Fig. J11 is the prompt used to generate incorrect answer choices by creating fake captions that aligns with the indirect expressions but is inconsistent with the direct expressions and combining fake captions with the indirect expressions to derive the plausible intention (FS). Fig. J12 is the prompt that generates incorrect answer choices by introducing objects not present in the image, intentionally misrepresenting the intended meaning of the indirect expression (NE).

C. Baseline Models

To ensure broad coverage of existing multimodal language models (MLLMs), we evaluate ten open-source models with varying parameter sizes alongside two closed-source models. For the open-source models, we use Phi3.5-Vision-Instruct (4B) [29], optimized for concise instruction-following tasks, providing robust text-image alignment in low-parameter settings. LLaVA Onevision (7B) [23] focuses on high-resolution image interpretation, enhancing multimodal dialogue through refined attention mechanisms. Qwen2.5-VL-Instruct (7B, 72B) [43] uses advanced vision-language pretraining to handle diverse image-based queries and textual instructions. InternVL-2.5-MPO (8B, 26B) [6] is designed for multi-purpose optimizations, supporting enhanced multimodal reasoning. InternVL-3 (38B) [42] provides better performance in various tasks than in the previously released models. Idefics2 (8B) [22] adopts a compact architecture for efficient training, emphasizing domain-specific image understanding and textual generation. LLaVA NeXT Vicuna (13B) [24] employs an improved vision encoder and refined instruction tuning for enhanced commonsense reasoning. Ovis2 (16B) [28] excels in image captioning and inference, driven by robust textual grounding and visual alignment. Among proprietary models, GPT-4o [31] demonstrates advanced language comprehension paired with visual perception for nuanced multimodal interactions. Gemini 1.5 Pro [12] integrates high-resolution vision processing with a powerful language model, delivering refined instruction-following and cross-domain reasoning.

D. Free-From Answering

D.1. Metrics

BLEU [33] The BLEU score is a metric for assessing the quality of machine-generated text by comparing it to a reference. It measures n-gram precision, checking how many

n-grams from the generated text appear in the reference. However, when evaluating free-form generated text with BLEU, the score drops from 2-grams onward due to the high variability in phrasing. To obtain a more meaningful measure, we use 1-gram BLEU, which captures individual word overlap and provides a reasonable approximation of text similarity.

BERT-F1 [48] BERT-F1 is a semantic similarity metric that utilizes contextual embeddings from the BERT model. Instead of relying on exact word matches, it calculates an F1-score based on token similarity in an embedding space. This allows it to capture paraphrasing and synonymy, making it more effective at evaluating meaning rather than just surface-level similarity.

D.2. Limitations of Free-form Answering

Traditional text similarity metrics such as BLEU [33] and BERT-F1 [48] are widely used for evaluating language models. However, they are often not well-suited for assessing intent similarity in multimodal intent disambiguation tasks.

BLEU computes n-gram overlap between sentences, treating all tokens equally, which makes it ineffective in capturing subtle intent differences. Similarly, BERT-F1, which uses contextual embeddings, struggles with antonymy, as opposing words often appear in similar contexts. For example, “open the window” and “close the window” have completely opposite intents, yet BERT-F1 assigns them a high similarity score of 0.939 due to shared structure and overlapping words.

To address this, we adopt a multiple-choice question (MCQ) format as our main setting, which directly evaluates whether a model selects the correct intent rather than relying on approximate similarity scores. The MCQ structure explicitly includes plausible but incorrect distractors, ensuring that models must resolve ambiguity by integrating multimodal cues rather than relying on lexical overlap alone. This structured approach enables a more robust and intent-aware evaluation.

D.3. Qualitative Example

Fig. J4 shows the results of free-form answering in the VLM, SM, and LM settings using the InternVL-2.5-8B-MPO model. It shows that the underlying intention behind the indirect expression in the given image is well preserved, and the generated responses across different settings are highly similar.

E. Details of Human Evaluation

For human evaluation, we use a subset of 400 high-quality items from VAGUE. These items are carefully selected to ensure that the intended correct answer aligns well with the

image and that the indirect expression remains sufficiently ambiguous. Low-quality samples have already been filtered out, resulting in direct expressions with scores of 4 or 5 and indirect expressions with scores ranging from 3 to 5. Due to this filtering, the average scores of direct and indirect expressions are often tied. In such cases, we randomly select items to form the final 400-item subset.

Our human evaluator is a student researcher with expertise in human cognition across modalities and language models. The evaluator, a Korean fluent in English at a native level, annotated all 400 items independently.

F. Why does SM setting outperform in proprietary models?

Table F3. \uparrow denotes MCQ performance boost in SM when switching to GPT-4o-generated captions.

| Models | Self captioning | GPT-4o captioning |
|-----------------------------|-----------------|------------------------|
| Phi3.5-Vision-Instruct (4b) | 34.0 | 37.9 (\uparrow 3.9) |
| LLaVA-Onevision (7b) | 29.4 | 36.5 (\uparrow 7.1) |
| LLaVA-NeXT-vicuna (13B) | 36.3 | 41.7 (\uparrow 5.4) |
| InternVL-2.5-MPO (26B) | 50.6 | 50.8 (\uparrow 0.2) |

The rationale behind the superior SM performance of proprietary models lies in their reduced vision-related (FS, NE) errors. We elaborate this in two points: 1) If captions lack necessary detail, VLMs naturally excel. Tab. F3 implies proprietary models have better captions, by showing a performance boost when leveraging GPT-4o’s captions in smaller open-source models within the SM setting. 2) If the caption somehow attains *parity of detail* (Practically, length constraints preclude full nuance capture.) with the image, text tokens handle visual information more effectively than image tokens [25]. Indeed, we observed in CoT reasoning that VLMs lean more on the speaker’s rationale while SMs take a more scene-focused approach

G. CoT Open-source

We provide CoT ablations on open-source models and compare them to our SM and VLM baselines. Tab. G4 shows that CoT slightly degrades SM in the most cases, while VLMs experience a much bigger drop in their performance, increasing all types of errors (FS, SU, NE) together. Consistent degradation shows open-source models lag proprietary ones in deep reasoning. We believe the sharper drop in VLMs stems from *conditioning dilution* [10] due to longer generation sequences.

H. Model Instruction for Experiments

This section presents the prompts used for experiments involving different settings for each model: *Visual Language*

| Model | Type | Acc (%) | Incorrect count | | |
|-----------------------------|---------|---------------|-----------------|-----|-----|
| | | | FS | SU | NE |
| Phi3.5-Vision-Instruct (4B) | SM | 34.0 | 292 | 678 | 137 |
| | SM+CoT | 31.5 (↓ 2.5) | 291 | 603 | 148 |
| | VLM | 44.8 | 266 | 501 | 158 |
| | VLM+CoT | 36.6 (↓ 8.2) | 295 | 510 | 154 |
| LLaVA-Onevision (7B) | SM | 29.4 | 215 | 885 | 84 |
| | SM+CoT | 28.0 (↓ 1.4) | 291 | 795 | 101 |
| | VLM | 43.1 | 169 | 727 | 58 |
| | VLM+CoT | 33.1 (↓ 10.0) | 187 | 736 | 76 |
| LLaVA-NeXT-vicuna (13B) | SM | 36.3 | 228 | 730 | 111 |
| | SM+CoT | 32.6 (↓ 3.7) | 259 | 598 | 149 |
| | VLM | 48.4 | 206 | 564 | 96 |
| | VLM+CoT | 38.3 (↓ 10.1) | 206 | 541 | 139 |
| InternVL-2.5-MPO (26B) | SM | 50.6 | 209 | 530 | 89 |
| | SM+CoT | 45.1 (↓ 5.5) | 213 | 584 | 106 |
| | VLM | 65.3 | 147 | 377 | 58 |
| | VLM+CoT | 58.1 (↓ 7.2) | 17 | 440 | 67 |
| InternVL-3 (38B) | SM | 47.3 | 259 | 478 | 136 |
| | SM+CoT | 54.3 (↑ 7.0) | 166 | 359 | 102 |
| | VLM | 62.4 | 153 | 374 | 102 |
| | VLM+CoT | 52.2 (↓ 10.2) | 211 | 387 | 107 |
| Qwen2.5-VL-Instruct (72B) | SM | 56.8 | 175 | 457 | 92 |
| | SM+CoT | 55.8 (↓ 1.0) | 213 | 428 | 100 |
| | VLM | 72.8 | 142 | 236 | 78 |
| | VLM+CoT | 69.9 (↓ 2.9) | 154 | 272 | 78 |

Table G4. Result of Chain-of-Thought (CoT) experiments on open-source models, in both SM and VLM settings. ↑ and ↓ indicate an increase and decrease in accuracy when zero-shot CoT is applied.

Models (VLMs), Socratic Models (SMs), and Language Models (LMs) in both multiple-choice questions and free-form answering tasks. Additionally, it provides the full results obtained from these experiments.

Multiple Choice Questions Fig. J15, Fig. J16, Fig. J17 show the prompts used for multiple-choice question experiments under VLM, SM, and LM settings.

Free-form Answering Fig. J18, Fig. J19, Fig. J20 show the prompts used for free-form answering experiments under VLM, SM, and LM settings.

Chain-of-Thoughts Additionally, Fig. J24, Fig. J22 are prompts that we use for zeroshot chain-of-thought experiments with Socratic Models, while Fig. J23, Fig. J21 are those with Visual-Language Models.

I. Full Results

Table J5 and Table J6 present the complete experimental results conducted in this paper for the VAGUE-VCR and VAGUE-Ego4D datasets, respectively. The total number of items in VAGUE-VCR is 1,144, and in VAGUE-Ego4D, it is 533. However, the item count in the *valid count* column

does not always match these totals. This discrepancy occurs when the model responds with ‘I don’t know’ or refuses to answer. When calculating accuracy, we treat such cases as incorrect and divide the number of correct responses by the total number of items in each dataset.

J. Full structure of VAGUE

Fig. J25 shows the structure of our benchmark dataset, VAGUE.

| | | Bad | Good |
|----------|-------------|----------------------------------------------------------------------------------------------------------------------------------------------------------------------------------------------------------------------------------------------------------------------------------------------|--------------------------------------------------------------------------------------------------------------------------------------------------------------------------------------------------------------------------------------------------------------------------------------------------------|
| Direct | Relevance | Irrelevant Unrelated to visual. It is impossible to draw a connection between the text prompt with the image. e.g. (Image: A room without a window) Hey person1, please close that window. | Relevant Clearly related to visual. There clearly possible to draw a connection between the prompt and image at first glance. e.g. (Image: A room with an open window, with snow piled up outside.) Hey person1, please close that window because it's cold. |
| | Solvability | Unsolvable Multiple independent solutions possible. We can draw multiple independent solutions from the prompt. e.g. Hey person2, 1) <u>put the gun</u> down immediately and 2) <u>get behind the car</u> for cover. | Solvable Single independent solution only. We can draw a single clearly solvable incident. e.g. Hey person3, please bring the refreshments over here faster. |
| Indirect | Consistency | Inconsistent Indirect intention ≠ Direct intention No possible interpretation of the indirect prompt matches that of the direct prompt. e.g. (Direct : Hey person13, stop standing by the wall.) Hey person13, are we building an igloo here? | Consistent Indirect intention = Direct intention The intention of the indirect prompt matches the intention of the direct prompt. e.g. (Direct : Hey person3, listen to what person2 has to say!) Hey person3, I believe person2 has some important words to share with you. |
| | Ambiguity | Direct Replicated. The prompt merely rephrases the direct prompt via direct rephrasing . e.g. (Direct: Hey person2, stop distracting the horse while person 18 is talking.) Hey person2, maybe now isn't the best time to bond with our four-legged friend. | Ambiguous Well protected. The prompt almost perfectly ambiguates the action to be performed and the entity to be adjusted. e.g. (Direct: Hey person3, can you hurry up with the refrigerator?) Hey person3, is it just me or is the energy bill increasing lately? |

Figure J3. This table presents two evaluation criteria for direct expressions and two for indirect expressions, along with descriptions and corresponding bad and good cases. The examples in the bad and good cases are derived from human ratings based on the given criteria.

[Free-form Answer] 0013_Halloween_00.15.15.492-00.15.17.652@o_annot.jpg



Indirect expression: Hey person1, spot the difference, this parking's a bit too special, isn't it?

[Answers]

LM: The speaker wants person1 to notice the unusual nature of the parking situation.

SM: The speaker wants person1 to notice the special nature of the parking spot.

VLM: The speaker wants person1 to notice the special nature of the handicapped parking spot.

Figure J4. This figure shows the results generated by InternVL-2.5-8B-MPO for indirect expressions and free-form responses across VLM, SM, and LM settings.

[Question] Select the option that best explains the underlying intention of the speaker's utterance based on the given image.

Utterance: Hey, person1, spot the difference, this parking's a bit too special, isn't it?



- A) The speaker wants person1 to admire the usually decorated motorcycle in the parking lot. (*Fake Scene Understanding*)
- B) The speaker wants person1 to enjoy playing a puzzle game and spot differences. (*Superficial Understanding*)
- C) The speaker wants person1 to move the sedan because it's in a handicapped parking spot. (*Correct*)
- D) The speaker wants person1 to move the sedan because it's parked in front of a fire hydrant. (*Nonexistent Entity*)

Direct expression (reference): Hey person1, you should move the sedan from the handicapped parking spot.

[Question] Select the option that best explains the underlying intention of the speaker's utterance based on the given image.

Utterance: Hey, person1, I hope you're ready to swim with the fishes today!



- A) The speaker wants person1 to use the safety harness to ensure they don't fall overboard. (*Nonexistent Entity*)
- B) The speaker wants person1 to adjust their position and avoid stressing the rail. (*Correct*)
- C) The speaker wants person1 to grasp the snorkel and prepare for diving. (*Fake Scene Understanding*)
- D) The speaker wants Person1 to jump into the water and swim. (*Superficial Understanding*)

Direct expression (reference): Hey person1, please be careful not to lean too heavily on the rail.

Figure J5. These are examples of an image along with its corresponding generated direct expression and multiple-choice question set.

[Question] Select the option that best explains the underlying intention of the speaker's utterance based on the given image.

Utterance: Hey, person1, did someone forget to pay the electricity bill?



- A) The speaker wants Person1 to check if there was an oversight with paying the electricity bill. (*Superficial Understanding*)
- B) The speaker wants person1 to check the candle for effective illumination in the room. (*Fake Scene Understanding*)
- C) The speaker wants person1 to open the curtains to let in more natural light. (*Nonexistent Entity*)
- D) The speaker wants person1 to adjust the lamp to enhance lighting on the dining table. (*Correct*)

Direct expression (reference): Hey person1, please adjust the lamp so it provides better lighting on the dining table.

[Question] Select the option that best explains the underlying intention of the speaker's utterance based on the given image.

Utterance: Hey person2, feeling like a dragon today, aren't we?



- A) The speaker wants person2 to adjust the flowing red scarf like a dragon's wings. (*Fake Scene Understanding*)
- B) The speaker wants person2 to extinguish the cigarette to improve the atmosphere. (*Correct*)
- C) The speaker wants Person2 to embrace their inner dragon and keep 'breathing fire.' (*Superficial Understanding*)
- D) The speaker wants person2 to turn off the scented candle to improve the atmosphere. (*Nonexistent Entity*)

Direct expression (reference): Hey, person2, please put out the cigarette.

Figure J6. These are examples of an image along with its corresponding generated direct expression and multiple-choice question set.

[Question] Select the option that best explains the underlying intention of the speaker's utterance based on the given image.

Utterance: Hey, person1, looks like you're planning a party for the neighborhood squirrels.



- A) The speaker wants person1 to describe the tiny picnic tables' setup for squirrels. (*Fake Scene Understanding*)
- B) The speaker wants person1 to close the cereal box to keep it fresh. (*Correct*)
- C) The speaker wants person1 to use a chip clip to seal the cereal box. (*Nonexistent Entity*)
- D) The speaker wants person1 to entertain the neighborhood squirrels with a cereal party. (*Superficial Understanding*)

Direct expression (reference): Hey, person1, please close the cereal box to keep the contents fresh.

[Question] Select the option that best explains the underlying intention of the speaker's utterance based on the given image.

Utterance: Hey, person1, please close the fridge door to keep the food fresh.



- A) The speaker wants person1 to build an igloo in the kitchen. (*Superficial Understanding*)
- B) The speaker wants person1 to arrange the pillows neatly into a playful fortress. (*Fake Scene Understanding*)
- C) The speaker wants person1 to use the oven mitts to handle hot items safely. (*Nonexistent Entity*)
- D) The speaker wants person1 to close the fridge to preserve the food's freshness. (*Correct*)

Direct expression (reference): Hey, person1, please close the fridge door to keep the food fresh.

Figure J7. These are examples of an image along with its corresponding generated direct expression and multiple-choice question set.

Prompt for Direct Generation

Your job is to do two things.

1. Generate a direct complaint based on the image. Your generated prompt must keep these two criteria in mind:
 - a. Specify the recipient: The speaker is the person who is viewing the scene. Specify the recipient as a person in the image (begins with “Hey, person1...”). There is a number tag in the image for each person.
 - b. Generate direct prompts: Your complaint must include the “subject”, “action”, “object”, and “reason”: it should convey the “WHO should do WHAT action on WHAT object WHY.”
2. Generate a solution triplet that addresses the prompt. Your generated solution must keep these three criteria in mind:
 - a. Triplet: The format of your output must be in (subject, action, object).
 - b. Problem Mitigation: The generated solution must address the prompt in a way that resolves the complaint in the prompt.
 - c. Solvable with Physical object: The object from the triplet–(subject, action, object)–must be a physical object from the provided “Entity” list.

Entity: {entities}

Prompt: (One Statement)

Solution: (Subject, Action, Object)

Caption: (2-3 Sentences Describing the Scene)

Figure J8. This prompt selects one of the list of entities and generates a direct request to a person in the image. It also generates a triplet solution and generates a caption for the scene.

Prompt for mcq-correct Generation

Your job is to figure out the speaker’s true intention based on the given prompt. Your generated response must keep these three criteria in mind:

1. Your answer should include {action}(the action to execute) and {obj}(object of being manipulated).
 2. You should answer to this specific prompt: {direct}
 3. Your answer should not exceed 15 words and start sentence with ‘The speaker wants’
-

Figure J9. This prompt takes an action, object, and direct expression as input and outputs the true intention behind the direct expression.

Prompt for Indirect, mcq-Superficial Understanding(SU) Generation

Your job is to rewrite the following sentence into three different indirect sentences and to think about the possible misinterpreted intention of each.

The likely misinterpreted intention of your generated sentence should not be clearly different from the original intention.

You will be given the original sentence, and original intention, as well as a scene description.

These are the requirements for the indirect sentence:

1. Indirectness: The prompt should be indirect, maybe slightly sarcastic, humorous, or even use an idiom to hide the true intention, as opposed to the direct version.
2. Object Absence: The prompt must not contain the “OBJECT” or “ACTION”, or anything similar or synonymous in any way, from the original intention.
3. Natural Communication: The prompt should be a simple and natural day-to-day conversational statement, not pedantic.

The generated indirect sentence should have a clearly different superficial meaning.

Very importantly, the likely misinterpreted intention should sound off in the given situation (when understood literally).

For example, “Hey Person1, please clean your room!” can become an indirect sentence:

“Hey Person1, this is a disaster!”

Here, the likely misinterpreted intention might be: “The speaker wants Person1 to escape from the disaster.” This is clearly hilarious in the context of facing a messy room.

Like the example above, note that the likely misinterpreted intention should start with:

“The speaker wants Person N to ...”

Original sentence: {direct}

Original Intention: {correct}

PROHIBITED words in indirect sentences: {action}, {obj}, and synonyms of {obj}.

Scene description: {caption}

1. Indirect sentence (use sarcasm): Hey person{p}, (Your answer)

Likely misinterpreted intention (superficial understanding): The speaker wants person{p} to (Your answer)

2. Indirect sentence (user humor): Hey person{p}, (Your answer)

Likely misinterpreted intention (superficial understanding): The speaker wants person{p} to (Your answer)

3. Indirect sentence(use meme or slang): Hey person{p}, (Your answer)

Likely misinterpreted intention (superficial understanding): The speaker wants person{p} to (Your answer)

Figure J10. This prompt takes a direct expression, true intention, and caption as input to generate an indirect expression that conveys the intended meaning. Additionally, it produces a superficially interpreted version of the indirect expression.

Prompt for mcq-Fake Scene Understanding(FS) Generation

Your job is to guess the underlying intention of the speaker when the situation is given.

Your generated response must keep these 5 criteria in mind:

1. Current situation: {fake_caption}
2. You should answer to this specific prompt: {indirect}
3. Your answer should not exceed 15 words and start sentence with ‘The speaker wants {p} to’
4. Your answer should talk about one physical object in that given situation.
5. Your answer SHOULD NOT HAVE THE SAME MEANING to “{answer}”

Example

- a. {icls[o]}
 - b. {icls[1]}
 - c. {icls[2]}
-

Figure J11. This prompt uses a fake caption and an indirect expression to derive the most plausible intention that does not align with the true intention of direct expression.

Prompt for mcq-Nonexistent Entity(NE) Generation

You are given an indirect complaint of the situation portrayed in the image and a correct interpretation of the prompt.

Your job is to intentionally come up with an incorrect interpretations that will serve as an incorrect choice for a multiple choice question.

The incorrect interpretation should specifically be designed using an object that is reasonable but does not exist anywhere in the image.

The object, although not in the image, should be one that is very highly be expected to be present in the scene and could be used to resolve the complaint.

Your answer should not exceed 15 words and start sentence with ‘The speaker wants’

[Example 1]

Prompt: Hey person1, I guess we’re all going to be sharing more than just food today.

Interpretation: The speaker wants person1 to use a fork to pick the food from the platter.

Assistant: The speaker wants person1 to make use of the serving spoon when picking up shared food.

[Example 2]

Prompt: Hey person1, I guess we’re all going to be sharing more than just food today.

Interpretation: The speaker wants person1 to use a fork to pick the food from the platter.

Assistant: The speaker wants person1 to use the plastic gloves to avoid sharing germs.

[You]

Prompt: {text}

Interpretation:{interpretation}

Figure J12. This prompt takes an indirect expression and an interpretation of the indirect expression as input to generate an incorrect intention based on a nonexistent object in the image.

Direct: Evaluated by two main criteria. Rating from 1 to 5

[Criteria]

- a. Relevance: The expression should make sense when viewed with the image.
- b. Solvability: A solution should be derivable.

[Rating]

- 1: The image itself has ethical issues or is unrecognizable due to poor quality.
 - 2: The direct expression refers to an object that does not exist in the image, making relevance inappropriate.
 - 3: The direct expression refers to an object in the image, but the request is unnatural.
 - 4: The request clearly expects an action, and the action can be performed within the image.
 - 5: The request clearly expects an action, and the action fits perfectly with the situation in the image.
-

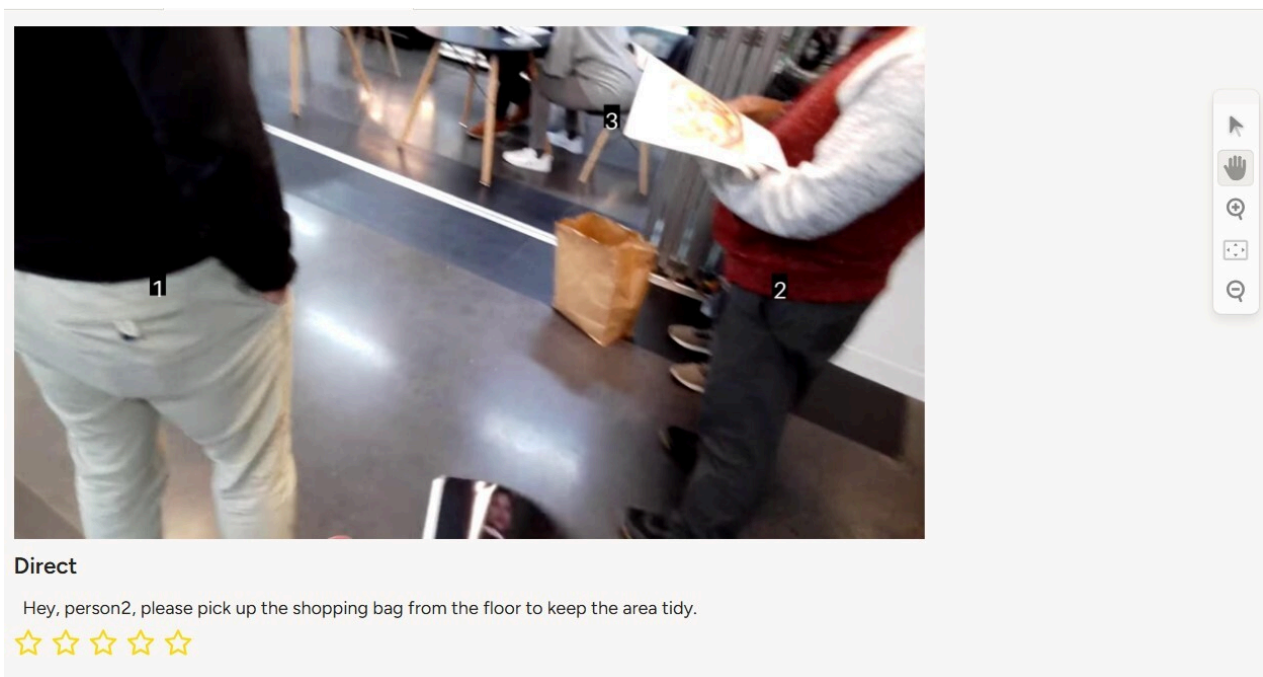


Figure J13. The actual interface used for human rating of direct expressions. It includes the two evaluation criteria for direct expressions and detailed scoring guidelines on a 1 to 5 scale.

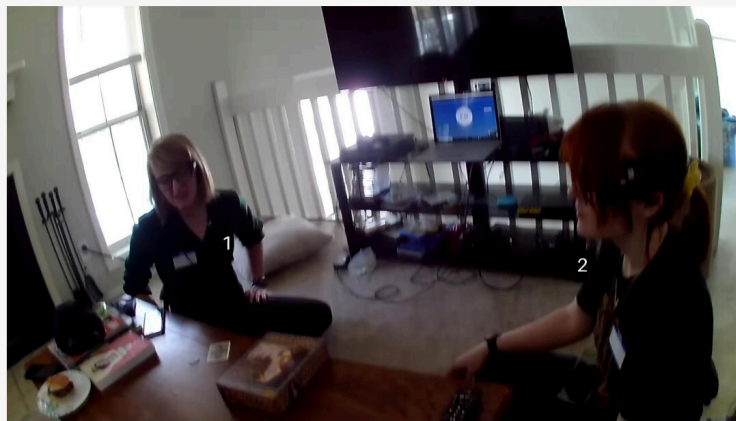
Indirect: Comprehensive judgment based on two criteria. Rating from 1 to 5

[Criteria]

- a. Consistency: There should be room for interpreting the expression with the same meaning as the direct expression.
- b. Ambiguity: It should not be a simple rephrase of the direct expression, and neither the action nor the target of the solution should be explicitly stated.

[Rating]

- 1: The meaning is interpreted differently from the direct expression or is very unnatural.
 - 2: It can be interpreted as having the same meaning as the direct expression, but the object or action is rephrased or explicitly revealed.
 - 3: The object is not in the image, and the action is not explicitly shown, but the sarcastic meaning or visual cues allow for inference.
 - 4: It can be interpreted as having the same meaning as the direct expression, but a literal interpretation results in a different meaning, and the object or action is not revealed.
 - 5: It can be interpreted as having the same meaning as the direct expression, but a literal interpretation results in a completely different meaning, and it is natural while the object or action is not revealed.
-

**Original Information**

Direct : Hey, person1, could you please pick up the cables on the floor to prevent anyone from tripping over them?
Triplet (Object Prohibited) : (person1, pick up, floor)

1. Sarcasm

Indirect : Hey person1, are we setting up an obstacle course in here?
Surface: Likely misinterpreted intention (superficial understanding) : The speaker wants person1 to enjoy navigating the cables as part of a fun activity.

2. Humor

Indirect: Hey person1, I didn't realize our room was staging for a futuristic jungle gym!
Surface: Likely misinterpreted intention (superficial understanding) : The speaker wants person1 to start climbing on the cables as if they were part of a playground setup.

3. Meme

Indirect: Hey person1, let's not turn this place into a hazard audition for 'Wipeout!'
Surface: Likely misinterpreted intention (superficial understanding) : The speaker wants person1 to prepare for participating in the 'Wipeout' show by practicing with the cables.

Selection and Scoring

- ☐ 1. Sarcasm^[1]
- ☒ 2. Humor^[2]
- ☐ 3. Meme^[3]



Figure J14. The actual interface used for human rating of indirect expressions. It includes the two evaluation criteria for indirect expressions and detailed scoring guidelines on a 1 to 5 scale.

Prompt for VLM Multiple-Choice Question Answering

Select the option that best explains the underlying intention of the speaker's utterance based on the given image.

Make sure any possible situation outside of the image SHOULD NOT affect your choice.

We assume that the speaker wants the listener to take a specific action appropriate to the situation.

Utterance: {utt}

[Choices]

{mcq}

Your answer: (Output only the letter among A, B, C, and D)

Figure J15. The following prompt is used for the VLM setting in the multiple-choice question task. The model receives an image, an utterance, and a set of answer choices as input and selects the most appropriate answer.

Prompt for SM Multiple-Choice Question Answering

Select the option that best explains the underlying intention of the speaker's utterance based on the description of the scene.

Make sure any possible situation outside of the scene SHOULD NOT affect your choice.

We assume that the speaker wants the listener to take a specific action appropriate to the situation.

Scene Description: {cap}

Utterance: {utt}

[Choices]

{mcq}

Your answer: (Output only the letter among A, B, C, and D)

Figure J16. The following prompt is used for the SM setting in the multiple-choice question task. The model first generates a caption for the image. Then, it receives the caption, an utterance, and a set of answer choices as input and selects the most appropriate answer.

Prompt for LM Multiple-Choice Question Answering

Select the option that best explains the underlying intention of the speaker's utterance.

We assume that the speaker wants the listener to take a specific action.

Utterance: {utt}

[Choices]

{mcq}

Your answer: (Output only the letter among A, B, C, and D)

Figure J17. The following prompt is used for the LM setting in the multiple-choice question task. The model receives an utterance and a set of answer choices as input and selects the most appropriate answer.

Prompt for VLM Free-form Answering

What do you think is the underlying intention of the speaker's utterance based on the given image?
Make sure any possible situation outside of the image SHOULD NOT affect your answer.
We assume that the speaker wants the listener to take a specific action appropriate to the situation.
Your answer SHOULD NOT exceed 15 words.

Utterance: {utt}

Your answer: (Start your sentence with "The speaker wants {p} to...")

Figure J18. The following prompt is used for the VLM setting in the free-form answering task. The model receives an image, an utterance as input and it tasked with inferring the underlying intention.

Prompt for SM Free-form Answering

What do you think is the underlying intention of the speaker's utterance based on the description of the scene?
Make sure any possible situation outside of the scene SHOULD NOT affect your answer.
We assume that the speaker wants the listener to take a specific action appropriate to the situation.
Your answer SHOULD NOT exceed 15 words.

Scene Description: {cap}

Utterance: {utt}

Your answer: (Start your sentence with "The speaker wants {p} to...")

Figure J19. The following prompt is used for the SM setting in the free-form answering task. The model first generates a caption for the image. Then, it receives the caption and an utterance as input and it tasked with inferring the underlying intention.

Prompt for LM Free-form Answering

What do you think is the underlying intention of the speaker's utterance?
We assume that the speaker wants the listener to take a specific action.
Your answer SHOULD NOT exceed 15 words.

Utterance: {utt}

Your answer: (Start your sentence with "The speaker wants {p} to...")

Figure J20. The following prompt is used for the LM setting in the free-form answering task. The model receives an utterance as input and it tasked with inferring the underlying intention.

Prompt for VLM+CoT Multiple-Choice Question Answering

Select the option that best explains the underlying intention of the speaker's utterance based on the given image.

Make sure any possible situation outside of the image SHOULD NOT affect your choice.

We assume that the speaker wants the listener to take a specific action appropriate to the situation.

Also, explain reasoning process of your answer.

Utterance: {utt}

[Choices]

{mcq}

Your answer1 (reasoning): (Output your reasoning process in 2~3 sentences, which starts with "Let's think step by step.")

Your answer2 (intention): (Output only the letter among A, B, C, and D)

Figure J21. The following prompt is used for the VLM Chain of Thought setting in the multiple-choice question task. The model receives an image, an utterance, and a set of answer choices as input and selects the most appropriate answer by thinking step by step.

Prompt for SM+CoT Multiple-Choice Question Answering

Select the option that best explains the underlying intention of the speaker's utterance based on the description of the scene.

Make sure any possible situation outside of the scene SHOULD NOT affect your choice.

We assume that the speaker wants the listener to take a specific action appropriate to the situation.

Also, explain reasoning process of your answer.

Scene Description: {cap}

Utterance: {utt}

[Choices]

{mcq}

Your answer1 (reasoning): (Output your reasoning process in 2~3 sentences, which starts with "Let's think step by step.")

Your answer2 (intention): (Output only the letter among A, B, C, and D)

Figure J22. The following prompt is used for the SM Chain of Thought setting in the multiple-choice question task. The model first generates a caption for the image. Then, it receives the caption, an utterance, and a set of answer choices as input and selects the most appropriate answer by thinking step by step.

Prompt for VLM+CoT Free-form Answering

What do you think is the underlying intention of the speaker's utterance based on the given image?
Make sure any possible situation outside of the image SHOULD NOT affect your answer.
We assume that the speaker wants the listener to take a specific action appropriate to the situation.
Also, explain reasoning process of your answer.

Utterance: {utt}

Your answer₁ (reasoning): (Output your reasoning process in 2~3 sentences, which starts with "Let's think step by step.")

Your answer₂ (intention): (Start your sentence with "The speaker wants {p} to..." and do not exceed 15 words.)

Figure J23. The following prompt is used for the VLM Chain of Thought setting in the free-form question task. The model receives an image, an utterance as inputs and it tasked with inferring the underlying intention by thinking step by step.

Prompt for SM+CoT Free-form Answering

What do you think is the underlying intention of the speaker's utterance based on the description of the scene?
Make sure any possible situation outside of the scene SHOULD NOT affect your answer.
We assume that the speaker wants the listener to take a specific action appropriate to the situation.
Also, explain reasoning process of your answer.

Scene Description: {cap}

Utterance: {utt}

Your answer₁ (reasoning): (Output your reasoning process in 2~3 sentences, which starts with "Let's think step by step.")

Your answer₂ (intention): (Start your sentence with "The speaker wants {p} to..." and do not exceed 15 words.)

Figure J24. The following prompt is used for the SM Chain of Thought setting in the free-form question task. The model first generates a caption for the image. Then, it receives the caption and an utterance as inputs and it tasked with inferring the underlying intention by thinking step by step.

| VAGUE-VCR | | | | | | | | | | |
|-----------------------------|------|---------------------------|-----------------|-----|-----|---------|-------------|---------------------|-------------|-------------|
| Model | Type | Multiple Choice Questions | | | | | | Free-Form Answering | | |
| | | Accuracy(%) | Incorrect Count | | | Correct | Valid Count | Bert F1 | BLEU(1gram) | Valid Count |
| | | | FS | SU | WE | | | | | |
| Phi3.5-Vision-Instruct (4B) | VLM | 46.0 | 174 | 349 | 95 | 526 | 1144 | 0.682 | 0.293 | 1144 |
| | SM | 35.3 | 198 | 461 | 81 | 404 | 1144 | 0.686 | 0.293 | 1144 |
| | LM | 26.6 | 296 | 440 | 104 | 304 | 1144 | 0.680 | 0.279 | 1144 |
| LLaVA-Onevision (7B) | VLM | 43.1 | 119 | 503 | 29 | 493 | 1144 | 0.705 | 0.282 | 1144 |
| | SM | 29.4 | 148 | 614 | 46 | 336 | 1144 | 0.707 | 0.290 | 1144 |
| | LM | 13.1 | 252 | 698 | 44 | 150 | 1144 | 0.689 | 0.271 | 1144 |
| Qwen2.5-VL-Instruct (7B) | VLM | 46.8 | 134 | 438 | 37 | 535 | 1144 | 0.690 | 0.312 | 1144 |
| | SM | 25.6 | 160 | 651 | 40 | 293 | 1144 | 0.687 | 0.303 | 1144 |
| | LM | 11.1 | 268 | 703 | 46 | 127 | 1144 | 0.666 | 0.278 | 1144 |
| InternVL-2.5-MPO (8B) | VLM | 63.9 | 106 | 270 | 37 | 731 | 1144 | 0.706 | 0.326 | 1144 |
| | SM | 48.4 | 158 | 374 | 58 | 554 | 1144 | 0.695 | 0.310 | 1144 |
| | LM | 23.0 | 290 | 516 | 75 | 263 | 1144 | 0.679 | 0.279 | 1144 |
| Idefics2 (8B) | VLM | 58.7 | 75 | 338 | 59 | 672 | 1144 | 0.708 | 0.284 | 1144 |
| | SM | 21.1 | 171 | 696 | 36 | 241 | 1144 | 0.674 | 0.281 | 1144 |
| | LM | 13.9 | 211 | 723 | 51 | 159 | 1144 | 0.663 | 0.270 | 1144 |
| LLaVA-NeXT-vicuna (13B) | VLM | 46.4 | 140 | 416 | 57 | 531 | 1144 | 0.716 | 0.311 | 1144 |
| | SM | 37.2 | 151 | 509 | 58 | 426 | 1144 | 0.711 | 0.314 | 1144 |
| | LM | 24.2 | 275 | 513 | 79 | 277 | 1144 | 0.594 | 0.287 | 1144 |
| Ovis2 (16B) | VLM | 24.5 | 327 | 464 | 73 | 280 | 1144 | 0.679 | 0.290 | 1144 |
| | SM | 23.8 | 305 | 503 | 64 | 272 | 1144 | 0.681 | 0.293 | 1144 |
| | LM | 21.9 | 306 | 532 | 56 | 250 | 1144 | 0.682 | 0.293 | 1144 |
| InternVL-2.5-MPO (26B) | VLM | 63.7 | 105 | 280 | 30 | 729 | 1144 | 0.712 | 0.330 | 1144 |
| | SM | 48.5 | 153 | 385 | 51 | 555 | 1144 | 0.707 | 0.326 | 1144 |
| | LM | 21.2 | 294 | 537 | 71 | 242 | 1144 | 0.681 | 0.288 | 1144 |
| InternVL-3 (38B) | VLM | 63.6 | 99 | 263 | 54 | 728 | 1144 | 0.699 | 0.319 | 1144 |
| | SM | 47.6 | 186 | 326 | 83 | 540 | 1144 | 0.677 | 0.300 | 1144 |
| | LM | 25.1 | 282 | 489 | 78 | 284 | 1144 | 0.671 | 0.275 | 1144 |
| Qwen2.5-VL-Instruct (72B) | VLM | 74.2 | 99 | 159 | 37 | 849 | 1144 | 0.742 | 0.372 | 1144 |
| | SM | 55.7 | 130 | 331 | 46 | 637 | 1144 | 0.724 | 0.358 | 1144 |
| | LM | 29.6 | 257 | 478 | 70 | 339 | 1144 | 0.687 | 0.293 | 1144 |
| GPT-4o | VLM | 65.1 | 159 | 160 | 80 | 745 | 1144 | 0.735 | 0.366 | 1144 |
| | SM | 69.5 | 112 | 167 | 70 | 795 | 1144 | 0.741 | 0.387 | 1144 |
| | LM | 46.4 | 246 | 254 | 113 | 531 | 1144 | 0.689 | 0.306 | 1144 |
| Gemini-1.5-Pro | VLM | 60.6 | 168 | 190 | 90 | 693 | 1141 | 0.724 | 0.347 | 1144 |
| | SM | 62.4 | 123 | 256 | 49 | 714 | 1142 | 0.705 | 0.324 | 1144 |
| | LM | 43.2 | 278 | 263 | 108 | 494 | 1143 | 0.687 | 0.289 | 1144 |

Table J5. The overall results table for the VAGUE-VCR dataset. Experiments are conducted on both Multiple Choice Questions and Free-Form Answering, measuring results across three settings for each model: VLM, SM, and LM. For GPT-4o and Gemini 1.5 Pro, CoT reasoning is additionally applied in the VLM and SM settings.

| VAGUE-Ego4D | | | | | | | | | | |
|-----------------------------|------|---------------------------|-----------------|-----|----|---------|-------------|---------------------|-------------|-------------|
| Model | Type | Multiple Choice Questions | | | | | | Free-Form Answering | | |
| | | Accuracy(%) | Incorrect Count | | | Correct | Valid Count | Bert F1 | BLEU(1gram) | Valid Count |
| | | | FS | SU | WE | | | | | |
| Phi3.5-Vision-Instruct (4B) | VLM | 42.4 | 92 | 152 | 63 | 226 | 533 | 0.681 | 0.279 | 533 |
| | SM | 31.1 | 94 | 217 | 56 | 166 | 533 | 0.683 | 0.287 | 533 |
| | LM | 22.5 | 131 | 216 | 66 | 120 | 533 | 0.672 | 0.266 | 533 |
| LLaVA-Onevision (7B) | VLM | 43.2 | 50 | 224 | 29 | 230 | 533 | 0.697 | 0.246 | 533 |
| | SM | 29.5 | 67 | 271 | 38 | 157 | 533 | 0.699 | 0.261 | 533 |
| | LM | 11.3 | 108 | 332 | 33 | 60 | 533 | 0.675 | 0.239 | 533 |
| Qwen2.5-VL-Instruct (7B) | VLM | 48.4 | 56 | 180 | 39 | 258 | 533 | 0.683 | 0.295 | 533 |
| | SM | 28.0 | 74 | 273 | 37 | 149 | 533 | 0.687 | 0.292 | 533 |
| | LM | 9.8 | 131 | 326 | 24 | 52 | 533 | 0.660 | 0.269 | 533 |
| InternVL-2.5-MPO (8B) | VLM | 66.8 | 33 | 110 | 34 | 356 | 533 | 0.701 | 0.308 | 533 |
| | SM | 54.0 | 47 | 159 | 39 | 288 | 533 | 0.696 | 0.295 | 533 |
| | LM | 24.2 | 122 | 224 | 58 | 129 | 533 | 0.669 | 0.258 | 533 |
| Idefics2 (8B) | VLM | 58.3 | 42 | 136 | 44 | 311 | 533 | 0.705 | 0.274 | 533 |
| | SM | 18.2 | 69 | 336 | 31 | 97 | 533 | 0.664 | 0.267 | 533 |
| | LM | 14.8 | 85 | 340 | 29 | 79 | 533 | 0.655 | 0.256 | 533 |
| LLaVA-NeXT-vicuna (13B) | VLM | 52.5 | 66 | 148 | 39 | 280 | 533 | 0.705 | 0.288 | 533 |
| | SM | 34.1 | 77 | 221 | 53 | 182 | 533 | 0.701 | 0.291 | 533 |
| | LM | 20.3 | 140 | 235 | 50 | 108 | 533 | 0.680 | 0.255 | 533 |
| Ovis2 (16B) | VLM | 25.7 | 158 | 197 | 41 | 137 | 533 | 0.668 | 0.268 | 533 |
| | SM | 25.3 | 144 | 213 | 41 | 135 | 533 | 0.674 | 0.276 | 533 |
| | LM | 20.5 | 144 | 240 | 40 | 109 | 533 | 0.673 | 0.271 | 533 |
| InternVL-2.5-MPO (26B) | VLM | 68.7 | 42 | 97 | 28 | 366 | 533 | 0.712 | 0.327 | 533 |
| | SM | 55.2 | 56 | 145 | 38 | 294 | 533 | 0.707 | 0.315 | 533 |
| | LM | 21.8 | 130 | 238 | 49 | 116 | 533 | 0.672 | 0.268 | 533 |
| InternVL-3 (38B) | VLM | 60.0 | 54 | 111 | 48 | 319 | 533 | 0.687 | 0.295 | 533 |
| | SM | 47.6 | 73 | 152 | 53 | 253 | 533 | 0.660 | 0.274 | 533 |
| | LM | 18.2 | 136 | 249 | 47 | 96 | 533 | 0.667 | 0.252 | 533 |
| Qwen2.5-VL-Instruct (72B) | VLM | 69.8 | 43 | 77 | 41 | 372 | 533 | 0.733 | 0.349 | 533 |
| | SM | 59.3 | 45 | 126 | 46 | 316 | 533 | 0.724 | 0.340 | 533 |
| | LM | 26.8 | 120 | 216 | 54 | 143 | 533 | 0.684 | 0.274 | 533 |
| GPT-4o | VLM | 63.6 | 67 | 66 | 61 | 339 | 533 | 0.730 | 0.353 | 533 |
| | SM | 67.5 | 53 | 73 | 47 | 360 | 533 | 0.735 | 0.362 | 533 |
| | LM | 48.2 | 100 | 111 | 65 | 257 | 533 | 0.683 | 0.294 | 533 |
| Gemini-1.5-Pro | VLM | 60.6 | 81 | 74 | 55 | 323 | 533 | 0.716 | 0.318 | 533 |
| | SM | 60.6 | 53 | 118 | 34 | 323 | 528 | 0.708 | 0.307 | 533 |
| | LM | 40.3 | 119 | 130 | 68 | 215 | 532 | 0.676 | 0.265 | 533 |

Table J6. The overall results table for the VAGUE-Ego4D dataset. Experiments are conducted on both Multiple Choice Questions and Free-Form Answering, measuring results across three settings for each model: VLM, SM, and LM. For GPT-4o and Gemini 1.5 Pro, CoT reasoning is additionally applied in the VLM and SM settings.

Example of full structure

```
{
  "image_name": "0013_Halloween_00.15.15.492-00.15.17.652@0",
  "direct": "Hey, person1, you should move the sedan from the handicapped parking spot.",
  "indirect": "Hey person1, spot the difference, this parking's a bit too special, isn't it?",
  "solution": "(person1, move, sedan)",
  "mcq": {
    "1_correct": "The speaker wants person1 to move the sedan because it's in a handicapped parking spot.",
    "2_fake_scene": "The speaker wants person1 to admire the unusually decorated motorcycle in the parking lot.",
    "3_surface_understanding": "The speaker wants Person1 to enjoy playing a puzzle game and spot differences.",
    "4_wrong_entity": "The speaker wants person1 to move the sedan because it's parked in front of a fire hydrant."
  },
  "ordering": [
    "C",
    "A",
    "B",
    "D"
  ],
  },
  "meta": {
    "caption": "A man in a business suit stands near a beige sedan parked in a handicapped parking spot. The area is surrounded by greenery and a building entrance is visible in the background.",
    "ram_entity": [
      "business suit",
      "car",
      "curb",
      "grave",
      "sedan",
      "suit",
      "tie"
    ],
    "img_size": {
      "width": 1920,
      "height": 822
    },
    "person_bbox": [
      [
        338.989990234375,
        112.2576904296875,
        578.5294799804688,
        717.6659545898438
      ],
      [
        1055.5440673828125,
        233.45152282714844,
        1131.0687255859375,
        288.561767578125
      ]
    ],
    "rating": {
      "direct": 5,
      "indirect": 4
    },
    "fake_caption": "In a bustling supermarket parking lot filled with shoppers and carts, person1 stands with an amused smile, observing an unusually decorated motorcycle parked amidst a sea of ordinary cars.\Hey person1, spot the difference, this parking's a bit too special, isn't it?"\
  }
}
```

Figure J25. We show the structure using a sample from our benchmark dataset, VAGUE. VAGUE consists of an image name, direct expression, indirect expression, triplet solution, multiple-choice set, meta data containing various information about the image, and a fake caption.