

Topological Symmetry Enhanced Graph Convolution for Skeleton-Based Action Recognition

Zeyu Liang Hailun Xia* Naichuan Zheng Huan Xu
School of Information and Communication Engineering
Beijing University of Posts and Telecommunications

{lzy_sfading, xiahailun, 2022110134zhengnaichuan, xuhuan}@bupt.edu.cn

Abstract

Skeleton-based action recognition has achieved remarkable performance with the development of graph convolutional networks (GCNs). However, most of these methods tend to construct complex topology learning mechanisms while neglecting the inherent symmetry of the human body. Additionally, the use of temporal convolutions with certain fixed receptive fields limits their capacity to effectively capture dependencies in time sequences. To address the issues, we (1) propose a novel Topological Symmetry Enhanced Graph Convolution (TSE-GC) to enable distinct topology learning across different channel partitions while incorporating topological symmetry awareness and (2) construct a Multi-Branch Deformable Temporal Convolution (MB-DTC) for skeleton-based action recognition. The proposed TSE-GC emphasizes the inherent symmetry of the human body while enabling efficient learning of dynamic topologies. Meanwhile, the design of MB-DTC introduces the concept of deformable modeling, leading to more flexible receptive fields and stronger modeling capacity of temporal dependencies. Combining TSE-GC with MB-DTC, our final model, TSE-GCN, achieves competitive performance with fewer parameters compared with state-of-the-art methods on three large datasets, NTU RGB+D, NTU RGB+D 120, and NW-UCLA. On the cross-subject and cross-set evaluations of NTU RGB+D 120, the accuracies of our model reach 90.0% and 91.1%, with 1.1M parameters and 1.38 GFLOPS for one stream.

1. Introduction

Human action recognition has attracted much attention due to its wide range of applications[2, 13, 15, 25], including video surveillance, virtual reality, health care and so on. With the development of depth sensors[39, 42] and human pose estimation methods[3, 7, 32], skeleton-based action

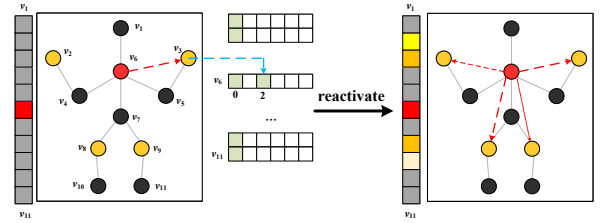


Figure 1. Topology reactivation with symmetry awareness. The correlations between v_6 and v_2, v_3, v_8, v_9 in the shared topology are activated due to the scale mask derived from the correlation between v_6 and v_3 . Darker colors and thicker lines stand for larger weights. Best viewed in color.

recognition[5, 16, 24, 37] has become increasingly popular. Skeleton is a type of structured data with each joint of the human body identified by its joint type, frame index and 3D position, which shows great potential in preserving privacy and demonstrates strong robustness against the variations of illumination, viewpoints and other background changes.

Inspired by the inherent structure of skeleton data, graph convolutional networks (GCNs) have emerged as a dominant solution for skeleton-based action recognition. STGCN[37] was the first work to encode human body as spatial temporal graphs, aggregating features along the natural connectivity of the human body. Since then, many works[5, 18, 20, 22, 27, 28] have delved into the optimization of graph convolutional mechanisms, with a focus on adaptively building topologies to effectively capture motion patterns. However, most of these approaches leverage learnable adjacency matrices combined with attention mechanisms and other techniques derived from dynamics theory[35], information bottleneck theory[10], topological data analysis[44] and so on, neglecting or underestimating the inherent symmetry of the human body and its potential role in topology learning. For instance, in the case of a “brush hair” action, the interaction between the head and

* Corresponding author.

the left hand should be high-lighted and learned alongside the interaction between the head and the right hand, while the roles of other joints may be less critical.

Based on the analysis above, we argue that integrating topological symmetry constraints into topology learning could lead to a straightforward yet effective mechanism for topological learning. In this paper, we propose a topological symmetry enhanced graph convolution, named TSE-GC, to enable distinct topology learning across different channels groups while incorporating topological symmetry awareness. Specifically, TSE-GC learns the scale mask of interest for each sample and reactivates a shared topology into distinct copies for multiple separate channel groups (illustrated in Fig.1). The scale mask is learned via k-nearest neighbor (k-NN) algorithm based on the Euclidean distance, where the k nearest neighbors of each joint and the corresponding scales are identified. During the learning of scale mask, we also introduce the calculated Euclidean distance as a calibration for the topology tailored to each sample. With few extra parameters introduced, our method facilitates topology learning in a symmetric manner and effectively captures the intricate correlations between joints.

In terms of feature aggregation across different frames, most of these approaches[5, 22, 44] tend to apply multi-scale temporal convolution to effectively capture both short-range and long-range dependencies, yet their representation capacity is still limited due to essentially fixed receptive fields of temporal convolution. To remedy the issue, we introduce the concept of deformable convolution and construct a multi-branch deformable temporal convolution, named MBDTC, for skeleton-based action recognition. MBDTC incorporates learnable offsets to the sampling locations of the temporal convolution filter, enabling more flexible receptive fields and better representation capacity.

Combining TSE-GC with MBDTC, we construct a novel topological symmetry enhanced graph convolution network (TSE-GCN) for skeleton-based action recognition. Extensive experimental results on NTU RGB+D[26], NTU RGB+D 120[21], and NW-UCLA[34] show that TSE-GCN achieves competitive performance with fewer parameters compared with state-of-the-art methods.

Our contributions can be summarized as follows:

1. We propose a topological symmetry enhanced graph convolution (TSE-GC) which facilitates topology learning by incorporating physical constraints rooted in topological symmetry and flexibility.
2. We introduce the concept of deformable modeling and construct a multi-branch deformable temporal convolution (MBDTC) for skeleton-based action recognition with enhanced representation capacity.
3. Integrating TSE-GC with MBDTC, Our TSE-GCN achieves competitive performance against state-of-the-

art methods on three large datasets for skeleton-based action recognition with fewer parameters.

2. Related Work

2.1. Skeleton-based Action Recognition

Early deep-learning methods utilized recurrent neural networks (RNNs)[12, 33] and convolutional neural networks (CNNs)[19, 31] to capture action representations by encoding skeleton data as feature sequences or pseudo-images, but they overlooked the inherent relations between joints. Consequently, these methods failed to effectively model human body topology, limiting their overall performance. In contrast, GCNs represent the human body as graphs, where joints are treated as nodes and their relations are treated as edges. Such a design enables GCNs to effectively capture dependencies between joints and brings the potential to unravel complex motion patterns.

2.2. GCNs for Skeleton-based Action Recognition

Topology learning is a key focus of GCNs in the context of skeleton-based action recognition, enabling the effective modeling of human joint correlations. The pioneer, STGCN[37] predefines the physical structure of the human body as a fixed topology. 2s-AGCN[28] introduces adaptiveness to topology learning with a self-attention mechanism. Since then, numerous studies[5, 10, 18, 29, 36, 38, 44] have aimed to capture the intrinsic correlations between human joints using learnable adjacency matrices, attention mechanisms or other techniques. Among them, AS-GCN[20] and MS-G3D[22] leverage adjacency powering for multi-scale modeling, which is also adopted in our methods to establish topological symmetry constraints.

A previous work, DEGCN[23], introduces deformable temporal convolution for skeleton-based action recognition. However, DEGCN applies a uniform offset to all frames in a data-independent manner, resulting in the same receptive field across different frames. In contrast, our TSE-GCN learns a unique offset for each individual frame, which is data-dependent and enables more flexible receptive fields.

2.3. Deformable Modeling

The concept of deformable modeling originates from CNNs, with the main goal of directing important locations on images. As CNNs employ fixed convolutional filters, they struggle to adapt to complex and irregular shapes in images. Deformable convolution[11] addresses this limitation by allowing the convolutional kernels to learn spatial offsets, enabling them to sample from non-grid locations in the input feature map. Deformable-DETR[45] builds upon the original DETR[4] architecture with deformable attention mechanisms. Our MBDTC applies 1D temporal deformable convolution modules with multiple distinct origin

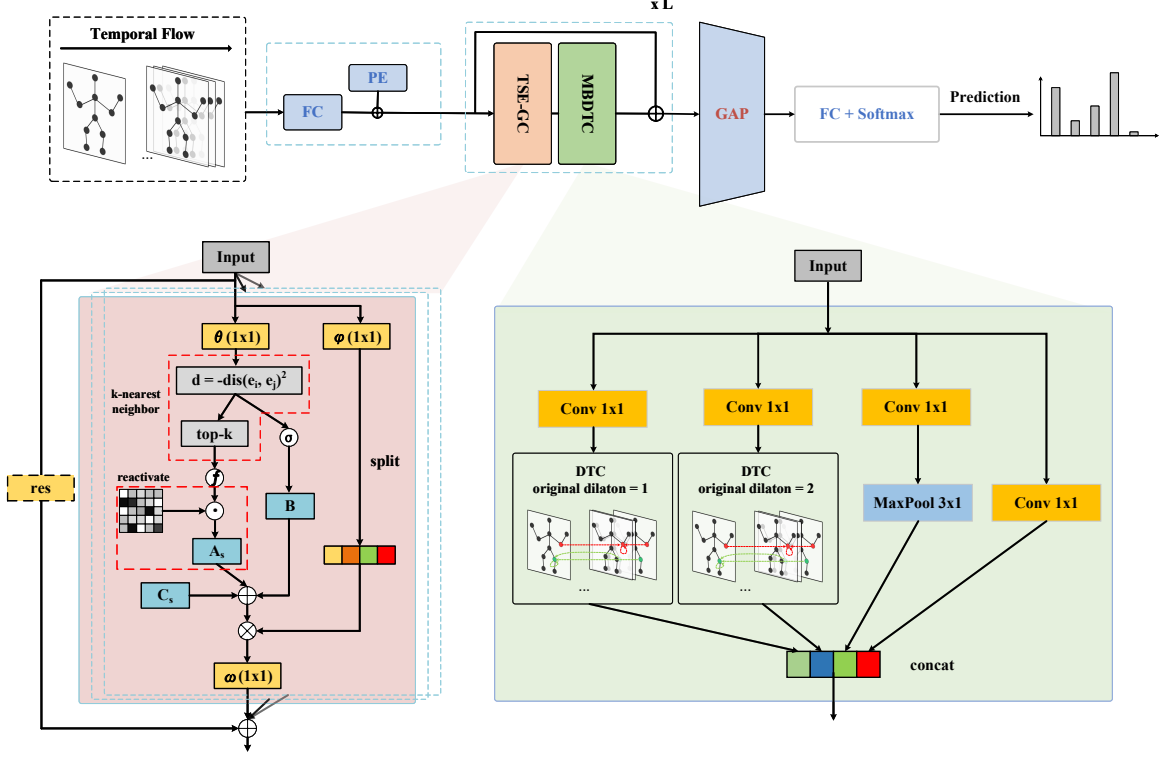


Figure 2. Architecture overview of the proposed TSE-GCN. PE denotes the learnable absolute positional embedding[10]. L denotes the number of stacked layers. In TSE-GC module, f represents the generation function of scale mask where the indexes of top-k neighbors are mapped to relevant scales. \otimes , \odot , \oplus denote matrix multiplication, element-wise multiplication, element-wise sum, respectively. Best viewed in color.

sampling positions, along with several modifications to better suit the skeleton-based action recognition scenario.

3. Method

In this section, we first define related notations and revisit the formulations for vanilla graph convolution and its variants. Then we elaborate the design of our Topological Symmetry Enhanced Graph Convolution (TSE-GC) in Section 3.2 and Multi-Branch Deformable Temporal Convolution (MBDC) in Section 3.3. The overall architecture of TSE-GCN is presented in the end.

3.1. Preliminaries

Notations. In GCNs, the human body within a motion sequence is represented as a spatio-temporal graph. The graph is denoted as $\mathcal{G} = (\mathcal{V}, \mathcal{E})$, where $\mathcal{V} = \{v_1, v_2, \dots, v_N\}$ is the set of N vertices representing joints and \mathcal{E} is the edge set representing the correlations between joints. Typically, \mathcal{G} is formulated by $\mathbf{X} \in \mathbb{R}^{N \times T \times C}$ and $\mathbf{A} \in \mathbb{R}^{N \times N}$. \mathbf{X} is the feature tensor of N vertices across T frames, and v_i 's feature at frame t is denoted as $x_{i,t} \in \mathbb{R}^C$. C is the number

of channels. \mathbf{A} is the adjacency matrix, with its elements a_{ij} representing the correlation between $v_{i,:}$ and $v_{j,:}$.

Formulations of Graph Convolution. Within the realm of skeleton-based action recognition, the vanilla graph convolution proposed by [17] is widely adopted:

$$\mathbf{X}_t^{(l+1)} = \sigma(\hat{\mathbf{A}}\mathbf{X}_t^{(l)}\mathbf{W}^{(l)}), \quad (1)$$

where $\mathbf{X}_t^{(l)} \in \mathbb{R}^{N \times d^{(l)}}$ denotes hidden feature representation of the l -th layer at frame t , $\hat{\mathbf{A}} = \mathbf{D}^{-\frac{1}{2}}(\mathbf{A} + \mathbf{I})\mathbf{D}^{-\frac{1}{2}}$ is the normalized adjacency matrix, \mathbf{D} is the diagonal degree of $\mathbf{A} + \mathbf{I}$, $\mathbf{W}^{(l)} \in \mathbb{R}^{d^{(l)} \times d^{(l+1)}}$ is learnable parameters of the l -th layer, and σ indicates activation function.

Variants of Eq. 1 typically adopt a partitioning strategy with multiple subsets involved. For example, ST-GCN[37] divides $\mathbf{A} + \mathbf{I}$ into self-loop, centrifugal and centripetal components, Info-GCN[10] utilizes a multi-head self-attention mechanism where each head corresponds to a subset, and AS-GCN[20] employs a multi-scale aggregation with each subset representing a distinct scale. The unified form can be

formulated as:

$$\mathbf{X}_t^{(l+1)} = \sigma\left(\sum_S f_s(\hat{\mathbf{A}})g_s(\mathbf{X}_t^{(l)})\mathbf{W}_s^{(l)}\right), \quad (2)$$

where $f_s(\cdot)$ and $g_s(\cdot)$ represent mapping functions for adjacency matrices and feature tensors, respectively.

3.2. Topology Learning with Symmetry Awareness

Topological symmetry is an inherent characteristic of the human body, where corresponding limbs mirror each other. Many physical activities, such as walking, running, or dancing, exhibit symmetrical patterns that should be captured through the process of graph representation learning. However, previous works tend to employ complex graph learning mechanisms without explicitly incorporating topological symmetry during topology learning.

On the other hand, most prior approaches typically utilize learnable adjacency matrices to adaptively capture correlations between joints, allowing the topology to be learned without any constraints based on physical bone connections. In contrast, directly using the physical structure as the topology for graph feature aggregation, as done in [37], yields suboptimal performance. Intuitively, a balanced approach that incorporates both flexibility and physical constraints is worth exploring.

Based on the analysis above, we argue that integrating topological symmetry constraints into topology learning could enhance the modeling capacity of graph convolution, which leads to TSE-GC. The architecture of our TSE-GC is illustrated in the bottom left corner of Fig.2, and the forward process can be divided into two pathways, one for topology learning and one for feature partitioning.

Feature partitioning. Given the input feature $\mathbf{X} \in \mathbb{R}^{N \times C}$, we first transform it into high-level representation with a linear embedding function ψ , which is formulated as:

$$\tilde{\mathbf{X}} = \psi(\mathbf{X}) = \mathbf{X}\mathbf{W}_\psi, \quad (3)$$

where $\mathbf{W}_\psi \in \mathbb{R}^{C \times (C'K)}$ is the weight matrix and $\tilde{\mathbf{X}} \in \mathbb{R}^{N \times (C'K)}$ is the transformed feature. $\tilde{\mathbf{X}}$ is further divided along the channel dimension $C'K$ into K partitions.

The entire feature partitioning process, denoted as $g_s(\cdot)$ in Eq. 2, is formulated as:

$$\tilde{\mathbf{X}} = g_s(\mathbf{X}) = \psi_s(\mathbf{X}) = [\tilde{\mathbf{X}}_0 || \tilde{\mathbf{X}}_1 || \dots || \tilde{\mathbf{X}}_{K-1}] \quad (4)$$

$$\tilde{\mathbf{X}}_k = \tilde{\mathbf{X}}_{:,kC':(k+1)C'}, \quad (5)$$

where $||$ is concatenate function and $\tilde{\mathbf{X}}_k \in \mathbb{R}^{N \times C'}$ represents the k -th partition of the transformed feature $\tilde{\mathbf{X}}$. Note that $\psi_s(\cdot)$ represents distinct instances of $\psi(\cdot)$ applied to different subsets.

Topology learning. The topology learning pathway is detailed in the left section of the illustrated TSE-GC shown

in Fig.2. A shared topology $\mathbf{M} \in \mathbb{R}^{N \times N}$ is utilized for all subsets and reactivated as $\mathbf{A} \in \mathbb{R}^{K \times N \times N}$. The reactivation could be interpreted as a form of resampling, where the correlations between joints at the relevant scales or hops are sampled. We use the term *reactivate* to describe the characteristic of constraining topology learning in a symmetry manner, because the reactivated interactions can be updated through the training phase, while the other interactions remain unchanged. During the inference phase, only the reactivated interactions are utilized for graph feature aggregation. To maintain flexibility of topology modeling, we also introduce a data-dependent calibration matrix $\mathbf{B} \in \mathbb{R}^{N \times N}$, as well as a learnable adjacency matrix $\mathbf{C} \in \mathbb{R}^{K \times N \times N}$ for each subset.

Specifically, we first employ another linear embedding function θ to embed the input feature for the subsequent topology learning, as in Eq. 3. The negative square of Euclidean distance $\mathbf{D} \in \mathbb{R}^{N \times N}$ is then calculated based on the embeddings between distinct joints, as $d_{ij} = -dis(e_i, e_j)^2$, where e_i and e_j represent the embeddings of the joints. \mathbf{D} is further utilized to obtain the calibration matrix \mathbf{B} :

$$\mathbf{B} = \xi(\mathbf{D}), \quad (6)$$

where $\xi(\cdot)$ is the activation function.

Based on the calculated Euclidean distance, the indexes of k -nearest neighbors can be identified as $\mathbf{IN} \in \mathbb{R}^{N \times K}$, which is mapped to the relevant scales or hops. Relevant scales are marked as 1 in the scale mask. The generation of scale mask can be formulated as:

$$\mathbf{H} = f(\mathbf{IN}, \mathbf{D}_{sp}) = f(\mathbf{KNN}(\theta(\mathbf{X}), K), \mathbf{D}_{sp}), \quad (7)$$

where $\mathbf{H} \in \mathbb{R}^{K \times N \times N}$ is the scale mask, f is the generation function of scale mask where the indexes of top- k neighbors are mapped to relevant scales, \mathbf{D}_{sp} is a mapping table based on the shortest path distance (SPD). The calculation of SPD is based on the physical connections, which can be formulated as:

$$d_{sp_{i,j}} = \min_{P \in Paths(\mathcal{G})} \{|P|, P_1 = v_i, P_{|P|} = v_j\}, \quad (8)$$

where $d_{sp_{i,j}}$ represents SPD between nodes v_i and v_j , and P denotes the shortest path in the graph \mathcal{G} connecting these nodes. In practice, we calculate it with adjacency powering.

With the scale mask, we reactivate the shared topology to introduce topological symmetry constraints:

$$\mathbf{A}_s = \mathbf{H}_s \odot \mathbf{M}, \quad (9)$$

where \odot is element-wise multiplication operation, $\mathbf{A}_s \in \mathbb{R}^{K \times N \times N}$ is the reactivated topology. We use subscript s to indicate distinct scale masks and activated topology for different subsets.

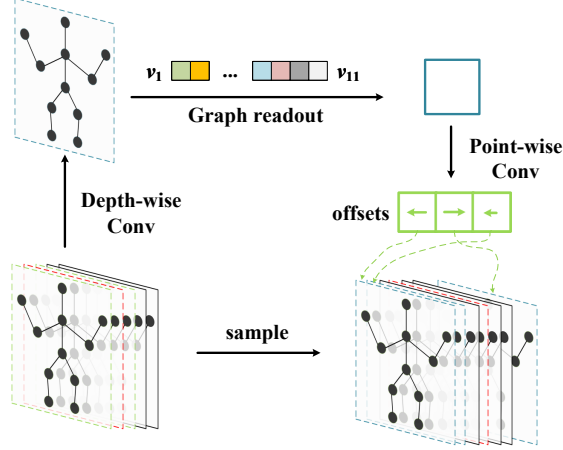


Figure 3. Sampling mechanism in our DTC Module. The receptive fields for the frame enclosed by the red dashed line are enclosed by the blue dashed line with the offsets. We assume the offsets to be integers for clarity. Best viewed in color.

Eventually, the learned topology for graph feature aggregation in our TSE-GC module is formulated as:

$$\mathbf{Z} = f_s(\mathbf{A}) = \alpha \cdot \mathbf{A}_s + \beta \cdot \mathbf{B} + \mathbf{C}_s \quad (10)$$

$$\mathbf{Z}_k = \mathbf{Z}_{k, :, :}, \quad (11)$$

where α and β are trainable scalars that control the balance between flexibility and physical constraints. $\mathbf{Z}_k \in \mathbb{R}^{N \times N}$ represents the k -th partition of the learned topology, which is obtained by combining the activated topology, the learnable compensation term and the calibration term.

With Eq. 4 and Eq. 11 substituted into Eq. 2, we have our final formula for TSE-GC:

$$\mathbf{X}_t^{(l+1)} = \sigma \left(\sum_S [\mathbf{Z}_0^{(l)} \tilde{\mathbf{X}}_0^{(l)} || \dots || \mathbf{Z}_{K-1}^{(l)} \tilde{\mathbf{X}}_{K-1}^{(l)}] \mathbf{W}_s^{(l)} \right), \quad (12)$$

where $\sigma(\cdot)$ is the activation function. Some subscripts are simplified for readability. In general, our TSE-GC introduces topological symmetry constraints for the learning of \mathbf{A}_s while maintaining a certain level of flexibility with \mathbf{C}_s , leading to an effective combination of prior-knowledge-based constraints and adaptability for topology learning.

3.3. Multi-Branch Deformable Temporal Modeling

Temporal modeling is essential for capturing complex motion dynamics in human action recognition. For GCNs, an effective temporal modeling module should be capable of flexibly capturing temporal dependencies, or correlations within the temporal graph. Previous works[5, 22, 44] typically utilize multi-scale temporal convolution to effectively capture both short-range and long-range dependencies with

multiple fixed receptive fields, which is suboptimal. An intuitive solution is to introduce attention mechanisms, but their computational cost can be excessively high for long sequences. Therefore, we adopt the idea of introducing deformable modeling and construct our MBDTC with flexible receptive fields for skeleton-based action recognition, enabling dynamic temporal modeling.

To begin with, we revisit the deformable convolution from [11]. Given a 2D convolution, the sampling locations are defined by a regular grid \mathcal{R} , resulting in a fixed receptive field. The deformable convolution adds learnable offsets to make the sampling locations irregular, formulated as:

$$\mathbf{y}(\mathbf{p}_0) = \sum_{\mathbf{p}_n \in \mathcal{R}} \mathbf{w}(\mathbf{p}_n) \cdot \mathbf{x}(\mathbf{p}_0 + \mathbf{p}_n + \Delta \mathbf{p}_n), \quad (13)$$

where \mathbf{p}_0 is a location on the output feature map and \mathbf{p}_n is the fixed offsets in \mathcal{R} . $\Delta \mathbf{p}_n$ represents the learnable offset at each sampling point $\mathbf{p}_0 + \mathbf{p}_n$, which allows the convolution to adaptively adjust the receptive field.

For spatio-temporal graphs in GCNs, spatial features are inherently structured, while temporal features are discretely sampled from continuous frames. Typically, only correlations among the same joints across different frames are considered. Based on the distinct characteristic, we redesign the vanilla deformable convolution into our deformable temporal convolution (DTC) which learns the offsets for each frame with spatial graph feature extracted through weighted graph pooling. An example of our sampling mechanism is illustrated in Fig.3, where we insert a readout operation with graph pooling between depth-wise separable convolution.

Specifically, we first embed the input feature $\mathbf{X} \in \mathbb{R}^{N \times T \times C}$ into $\mathbf{Y} \in \mathbb{R}^{N \times T' \times C}$ with a depth-wise convolution. The potential reduction in frames from T to T' is caused by the stride applied to our DTC. The spatial graph feature of the embedding is then pooled, formulated as:

$$\mathbf{Z} = \frac{1}{N} \sum_{n=1}^N w_n \mathbf{Y}_n, \quad (14)$$

where w_n is the weight scalar for joint v_n and $\mathbf{Z} \in \mathbb{R}^{T' \times C}$ represents the graph readouts for T' frames. Subsequently, the offsets are obtained with learnable parameters and \mathbf{Z} , formulated as:

$$\mathbf{P} = \mathbf{Z} \mathbf{W}, \quad (15)$$

where $\mathbf{P} \in \mathbb{R}^{T' \times R}$ indicates the offsets for T' frames. R is the kernel size applied to our DTC. Notably, R is also applied to the preceding depth-wise convolution.

With the offsets and the original sampling locations, we adopt the linear interpolation for sampling and introduce a weight matrix $\mathbf{M} \in \mathbb{R}^{T' \times R}$, which is obtained from the offsets through a linear transformation. Our DTC can be

Table 1. Action classification performance on NTU RGB+D 60, NTU RGB+D 120 and NW-UCLA. † indicates methods that are not directly comparable with further details in Section 4.3. * indicates the parameters or FLOPs are recalculated from their publicly available codes for a single stream in NTU RGB+D 120, then scaled by the number of streams for a fair comparison. The FLOPs are calculated using the fvcore library*. We omit the results without publicly available codes for reproduction.

Methods	Publication	Modalities	Params(M)	FLOPs(G)	NTU RGB+D 60		NTU RGB+D 120		NW-UCLA
					X-Sub(%)	X-View(%)	X-Sub(%)	X-Set(%)	
ST-GCN[37]	AAAI 2018	J	3.1*	3.48*	81.5	88.3	70.7	73.2	-
2S-AGCN[28]	CVPR 2019	J+B	6.8*	7.96*	88.5	95.1	82.5	84.2	-
DC-GCN+ADG[8]	ECCV 2020	J+B+JM+BM	19.6	7.32	90.8	96.6	86.5	88.1	95.3
Shift-GCN[9]	CVPR 2020	J+B+JM+BM	-	-	90.7	96.5	85.9	87.6	94.6
MS-G3D[22]	CVPR 2020	J+B	12.8*	28.24*	91.5	96.2	86.9	88.4	-
MST-GCN[6]	AAAI 2021	J+B+JM+BM	12.0	-	91.5	96.6	87.5	88.8	-
CTR-GCN[5]	ICCV 2021	J+B+JM+BM	5.6*	7.88*	92.4	96.4	88.9	90.4	96.5
EfficientGCN-B4[30]	TPAMI 2022	J+B+JM+BM	8.0	-	91.7	95.7	88.3	89.1	-
Info-GCN[10]	CVPR 2022	J+B+JM+BM	6.3	6.72	92.3	96.7	89.2	90.7	96.6
FR-Head[43]	CVPR 2023	J+B+JM+BM	8.0	-	92.8	96.8	89.5	90.9	96.8
BlockGCN[44]	CVPR 2024	J+B+JM+BM	5.2*	8.20*	93.1	97.0	90.3	91.5	96.9
Info-GCN†[10]	CVPR 2022	-	9.4	10.08	93.0	97.1	89.8	91.2	97.0
HD-GCN†[18]	ICCV 2023	-	10.1	9.60	93.4	97.2	90.1	91.6	97.2
Shap-Mix†[40]	CVPR 2024	J+B+JM+BM	-	-	93.7	97.1	90.4	91.7	-
TSE-GCN(Ours)		J	1.1	1.38	90.8	95.3	86.6	88.2	95.3
TSE-GCN(Ours)		J+B+JM+BM	4.4	5.52	92.9	96.8	90.0	91.1	96.9

formulated as:

$$\mathbf{X}^{(l+1)} = \sum_{r=1}^R \mathbf{W}_R \Gamma(\mathbf{P}, \mathbf{X}^{(l+1)}, \mathbf{M}), \quad (16)$$

where $\Gamma(\cdot, \cdot, \cdot)$ is the sampling and reweighting function, \mathbf{W}_R is learnable parameters and $\mathbf{X}^{(l+1)} \in \mathbb{R}^{N \times T' \times C}$ is the output with aggregated temporal features.

With our DTC module, we construct MBDTC module following the multi-scale temporal convolution module (MS-TCN) adopted by [5]. The architecture of our MBDTC is illustrated in the bottom right corner of Fig.2, which consists of four branches, with each branch containing a 1×1 convolution to reduce channel dimension. The first two branches utilize our DTC with different original sampling locations defined by different dilations, the other two branches implement a max-pooling operation and an identity function, respectively. The outputs are concatenated as the final output.

3.4. Model Architecture

Based on the aforementioned TSE-GC and MBDTC, we construct a topological symmetry enhanced graph convolutional network TSE-GCN for skeleton-based action recognition. The model architecture is illustrated in Fig.2. Based on experimental results, we select GeLU as the activation function in the network, except for Eq. 6 where we use Tanh for a more suitable output range in modeling topology.

The input feature is first embedded with a linear transformation and then combined with a learnable absolute positional embedding from [10]. Subsequently, the embeddings

are fed into a stack of our basic blocks, each consisting of a TSE-GC module, a MBDTC module and residual connections. $L = 9$, is the number of times our basic block is stacked. The number of channels for nine blocks are 64-64-64-64-128-128-128-256-256. Following the stacked basic blocks, a global average pooling operation and a softmax classifier is applied to generate predictions across different action classes.

4. Experiments

4.1. Datasets

NTU RGB+D. NTU RGB+D[26] is a large-scale human action recognition dataset containing 56,880 skeleton action sequences over 60 classes. The action samples are performed by 40 participants in different age groups, and each sample contains an action and is guaranteed to have at most 2 subjects. For each sample, the skeleton data of 25 joints is captured by three Microsoft Kinect v2 cameras from different views concurrently. Two benchmarks are provided by the authors: (1) cross-subject (X-sub): training data comes from 20 subjects, and testing data comes from the other 20 subjects. (2) cross-view (X-view): data captured from the front and two side views is used for training, and data captured from the left and right 45-degree views is used for testing.

NTU RGB+D 120. NTU RGB+D 120[21] is an extended version of NTU RGB+D with additional 57,367 skeleton sequences over 60 extra action classes, which is one of the largest datasets with 3D joints annotations for human ac-

tion recognition. Totally 113,945 samples over 120 classes are performed by 106 volunteers with 32 distinct setups for locations and backgrounds, captured with three cameras views. The authors recommend two benchmarks: (1) cross-subject (X-sub): training data comes from 53 subjects, and testing data comes from the other 53 subjects. (2) cross-setup (X-set): training data comes from samples with even setup IDs, and testing data comes from samples with odd setup IDs.

NW-UCLA. NW-UCLA[34] is a small human action recognition dataset containing 1494 video clips over 10 action categories. Each action is performed by 10 subjects, with the skeleton data captured by three Kinect cameras simultaneously from multiple viewpoints. Following the evaluation protocol recommended by the authors, we use the viewpoints of the first two cameras for training and the other for testing.

4.2. Implementation Details

All experiments are conducted on two RTX 3090 GPUs with the PyTorch deep learning framework. The SGD optimizer is employed with a Nesterov momentum of 0.9 and a weight decay of 0.004 for NTU RGB+D and NTU RGB+D 120, and 0.002 for NW-UCLA. Our method utilizes cross-entropy loss. The learning rate is initialized at 0.05 and reduced by a factor of 0.1 at epoch 110 and 120, with a total epoch 140. For NTU datasets, we set a batch size of 64 with each sample resized to 64 frames and adopt the data-processing in [41]. For NW-UCLA, the batch size is selected as 16 and we adopt the data-processing in [9].

4.3. Comparison with the State-of-the-art

In this subsection, we compare the proposed TSE-GCN against state-of-the-art methods on NTU RGB+D, NTU RGB+D 120 and NW-UCLA in Table 1. To establish a fair comparison, we follow the commonly adopted four-stream fusion approach in our experiment. Specifically, we fuse the results of *joint*, *bone*, *joint motion* and *bone motion* modalities. Notably, some of the methods are not directly comparable to our methods, which are shown in the second part of the table, for example, HD-GCN[18] applies a six-stream ensemble with their hand-crafted modalities, as well as Info-GCN[10], and Shap-Mix[40] utilizes the additional mixed data from their data augmentation approach which doubles the number of samples. The performance of Info-GCN in the first part is from the reproduction from [14] for a fair comparison, following [44].

Experimental results demonstrate that our method, TSE-GCN achieves state-of-the-art performance on the common benchmarks. Compared with the state-of-the-art BlockGCN[44], the proposed TSE-GCN achieves 0.3% lower accuracies on average with 15.4% fewer parameters

and 32.7% fewer FLOPs. Compared with FR-Head[43], the proposed TSE-GCN surpasses it with 45% fewer parameters. It is noteworthy that we prioritize a better trade-off between model size and performance in our hyper-parameter setting instead of accuracies, as detailed in Section 4.4. Meanwhile, our method can serve as a backbone and be combined with Shap-Mix[40] or FR-Head[43] to further improve performance.

4.4. Ablation Study

In this subsection, we analyze the proposed TSE-GC and its configurations along with MBTDC on the X-sub benchmark of the NTU RGB+D 120 dataset, using joint stream data. We reconstruct ST-GCN[37] with our selection of activation function as the baseline in our experiments, with the 2-nd layer removed.

Table 2. Comparisons of performance when adding PE and our TSE-GCN gradually. TSE-GC is examined through distinct topologies to assess their effectiveness. PE denotes the learnable absolute positional embedding [10] added to the input feature before the first layer of our network.

Baseline	MBTDC	PE	TSE-GC		Params(M)	Acc(%)
			C_s	$A_s + B$		
✓	-	-	-	-	3.0	84.9
✓	✓	-	-	-	1.2(-1.9)	85.4
✓	✓	✓	-	-	1.2	85.5
✓	✓	✓	✓	-	1.0	86.4
✓	✓	✓	-	✓	1.1	86.2
✓	✓	✓	✓	✓	1.1	86.6

Table 3. Comparisons of our TSE-GCN with different settings. K denotes the number of partitions of input feature and adjacency matrices. R denotes the ratio of the embedded number of channels to the original.

K	R	Params(M)	Acc(%)
2	4	1.3	86.4
	8	1.0	86.5
3	4	1.7	86.7
	8	1.1	86.6
	16	0.9	86.5
4	8	1.3	86.5
5	8	1.5	86.3

Effectiveness of MBTDC and TSE-GC. We examine the effectiveness of each component of our TSE-GCN by adding them to the baseline gradually. The experimental results are shown in Table 2. First, we replace the original TCN with our MBTDC, resulting in a 0.5% improvement in accuracy while reducing the number of parameters by

(1) Efficient cross-spacetime feature aggregation. With flexible receptive fields in deformable temporal convolution, it is possible to achieve a learnable cross-spacetime feature aggregation, leading to a unified and powerful representation for GCNs.

(2) Redundancy reduction in graph convolution. Some actions can be identified with only topological symmetric joints, such as “clapping” and “hands up”. Removing redundant correlations and preserving informative ones could enhance efficiency and facilitate practical applications.

References

- [1] Josh Achiam, Steven Adler, Sandhini Agarwal, Lama Ahmad, Ilge Akkaya, Florencia Leoni Aleman, Diogo Almeida, Janko Altenschmidt, Sam Altman, Shyamal Anadkat, et al. Gpt-4 technical report. *arXiv preprint arXiv:2303.08774*, 2023. 8
- [2] Tamas Bates, Karinne Ramirez-Amaro, Tetsunari Inamura, and Gordon Cheng. On-line simultaneous learning and recognition of everyday activities from virtual reality performances. In *2017 IEEE/RSJ International Conference on Intelligent Robots and Systems (IROS)*, pages 3510–3515. IEEE, 2017. 1
- [3] Zhe Cao, Tomas Simon, Shih-En Wei, and Yaser Sheikh. Realtime multi-person 2d pose estimation using part affinity fields. In *Proceedings of the IEEE conference on computer vision and pattern recognition*, pages 7291–7299, 2017. 1
- [4] Nicolas Carion, Francisco Massa, Gabriel Synnaeve, Nicolas Usunier, Alexander Kirillov, and Sergey Zagoruyko. End-to-end object detection with transformers. In *European conference on computer vision*, pages 213–229. Springer, 2020. 2
- [5] Yuxin Chen, Ziqi Zhang, Chunfeng Yuan, Bing Li, Ying Deng, and Weiming Hu. Channel-wise topology refinement graph convolution for skeleton-based action recognition. In *Proceedings of the IEEE/CVF international conference on computer vision*, pages 13359–13368, 2021. 1, 2, 5, 6
- [6] Zhan Chen, Sicheng Li, Bing Yang, Qinghan Li, and Hong Liu. Multi-scale spatial temporal graph convolutional network for skeleton-based action recognition. In *Proceedings of the AAAI conference on artificial intelligence*, pages 1113–1122, 2021. 6
- [7] Bowen Cheng, Bin Xiao, Jingdong Wang, Honghui Shi, Thomas S Huang, and Lei Zhang. Higherhrnet: Scale-aware representation learning for bottom-up human pose estimation. In *Proceedings of the IEEE/CVF conference on computer vision and pattern recognition*, pages 5386–5395, 2020. 1
- [8] Ke Cheng, Yifan Zhang, Congqi Cao, Lei Shi, Jian Cheng, and Hanqing Lu. Decoupling gcn with dropgraph module for skeleton-based action recognition. In *Computer Vision—ECCV 2020: 16th European Conference, Glasgow, UK, August 23–28, 2020, Proceedings, Part XXIV 16*, pages 536–553. Springer, 2020. 6
- [9] Ke Cheng, Yifan Zhang, Xiangyu He, Weihang Chen, Jian Cheng, and Hanqing Lu. Skeleton-based action recognition with shift graph convolutional network. In *Proceedings of the IEEE/CVF conference on computer vision and pattern recognition*, pages 183–192, 2020. 6, 7
- [10] Hyung-gun Chi, Myoung Hoon Ha, Seunggeun Chi, Sang Wan Lee, Qixing Huang, and Karthik Ramani. Infogcn: Representation learning for human skeleton-based action recognition. In *Proceedings of the IEEE/CVF conference on computer vision and pattern recognition*, pages 20186–20196, 2022. 1, 2, 3, 6, 7
- [11] Jifeng Dai, Haozhi Qi, Yuwen Xiong, Yi Li, Guodong Zhang, Han Hu, and Yichen Wei. Deformable convolutional networks. In *Proceedings of the IEEE international conference on computer vision*, pages 764–773, 2017. 2, 5
- [12] Yong Du, Wei Wang, and Liang Wang. Hierarchical recurrent neural network for skeleton based action recognition. In *Proceedings of the IEEE conference on computer vision and pattern recognition*, pages 1110–1118, 2015. 2
- [13] Amr Elkholy, Mohamed E Hussein, Walid Gomaa, Dima Damen, and Emmanuel Saba. Efficient and robust skeleton-based quality assessment and abnormality detection in human action performance. *IEEE journal of biomedical and health informatics*, 24(1):280–291, 2019. 1
- [14] Xiaohu Huang, Hao Zhou, Jian Wang, Haocheng Feng, Junyu Han, Errui Ding, Jingdong Wang, Xinggang Wang, Wenyu Liu, and Bin Feng. Graph contrastive learning for skeleton-based action recognition. *arXiv preprint arXiv:2301.10900*, 2023. 7
- [15] Yu-Gang Jiang, Qi Dai, Wei Liu, Xiangyang Xue, and Chong-Wah Ngo. Human action recognition in unconstrained videos by explicit motion modeling. *IEEE Transactions on Image Processing*, 24(11):3781–3795, 2015. 1
- [16] Hyunjik Kim and Andriy Mnih. Disentangling by factorising. In *International conference on machine learning*, pages 2649–2658. PMLR, 2018. 1
- [17] Thomas N Kipf and Max Welling. Semi-supervised classification with graph convolutional networks. *arXiv preprint arXiv:1609.02907*, 2016. 3
- [18] Jungho Lee, Minhyeok Lee, Dogyoon Lee, and Sangyoun Lee. Hierarchically decomposed graph convolutional networks for skeleton-based action recognition. In *Proceedings of the IEEE/CVF International Conference on Computer Vision*, pages 10444–10453, 2023. 1, 2, 6, 7
- [19] Chao Li, Qiaoyong Zhong, Di Xie, and Shiliang Pu. Skeleton-based action recognition with convolutional neural networks. In *2017 IEEE international conference on multimedia & expo workshops (ICMEW)*, pages 597–600. IEEE, 2017. 2
- [20] Maosen Li, Siheng Chen, Xu Chen, Ya Zhang, Yanfeng Wang, and Qi Tian. Actional-structural graph convolutional networks for skeleton-based action recognition. In *Proceedings of the IEEE/CVF conference on computer vision and pattern recognition*, pages 3595–3603, 2019. 1, 2, 3
- [21] Jun Liu, Amir Shahroudy, Mauricio Perez, Gang Wang, Ling-Yu Duan, and Alex C Kot. Ntu rgb+ d 120: A large-scale benchmark for 3d human activity understanding. *IEEE transactions on pattern analysis and machine intelligence*, 42(10):2684–2701, 2019. 2, 6

- [22] Ziyu Liu, Hongwen Zhang, Zhenghao Chen, Zhiyong Wang, and Wanli Ouyang. Disentangling and unifying graph convolutions for skeleton-based action recognition. In *Proceedings of the IEEE/CVF conference on computer vision and pattern recognition*, pages 143–152, 2020. 1, 2, 5, 6
- [23] Woomin Myung, Nan Su, Jing-Hao Xue, and Guijin Wang. Degcn: Deformable graph convolutional networks for skeleton-based action recognition. *IEEE Transactions on Image Processing*, 33:2477–2490, 2024. 2
- [24] Chiara Plizzari, Marco Cannici, and Matteo Matteucci. Skeleton-based action recognition via spatial and temporal transformer networks. *Computer Vision and Image Understanding*, 208:103219, 2021. 1
- [25] Ronald Poppe. A survey on vision-based human action recognition. *Image and vision computing*, 28(6):976–990, 2010. 1
- [26] Amir Shahroudy, Jun Liu, Tian-Tsong Ng, and Gang Wang. Ntu rgb+d: A large scale dataset for 3d human activity analysis. In *Proceedings of the IEEE conference on computer vision and pattern recognition*, pages 1010–1019, 2016. 2, 6
- [27] Lei Shi, Yifan Zhang, Jian Cheng, and Hanqing Lu. Skeleton-based action recognition with directed graph neural networks. In *Proceedings of the IEEE/CVF conference on computer vision and pattern recognition*, pages 7912–7921, 2019. 1
- [28] Lei Shi, Yifan Zhang, Jian Cheng, and Hanqing Lu. Two-stream adaptive graph convolutional networks for skeleton-based action recognition. In *Proceedings of the IEEE/CVF conference on computer vision and pattern recognition*, pages 12026–12035, 2019. 1, 2, 6
- [29] Lei Shi, Yifan Zhang, Jian Cheng, and Hanqing Lu. Skeleton-based action recognition with multi-stream adaptive graph convolutional networks. *IEEE Transactions on Image Processing*, 29:9532–9545, 2020. 2
- [30] Yi-Fan Song, Zhang Zhang, Caifeng Shan, and Liang Wang. Constructing stronger and faster baselines for skeleton-based action recognition. *IEEE transactions on pattern analysis and machine intelligence*, 45(2):1474–1488, 2022. 6
- [31] Tae Soo Kim and Austin Reiter. Interpretable 3d human action analysis with temporal convolutional networks. In *Proceedings of the IEEE conference on computer vision and pattern recognition workshops*, pages 20–28, 2017. 2
- [32] Ke Sun, Bin Xiao, Dong Liu, and Jingdong Wang. Deep high-resolution representation learning for human pose estimation. In *Proceedings of the IEEE/CVF conference on computer vision and pattern recognition*, pages 5693–5703, 2019. 1
- [33] Hongsong Wang and Liang Wang. Modeling temporal dynamics and spatial configurations of actions using two-stream recurrent neural networks. In *Proceedings of the IEEE conference on computer vision and pattern recognition*, pages 499–508, 2017. 2
- [34] Jiang Wang, Xiaohan Nie, Yin Xia, Ying Wu, and Song-Chun Zhu. Cross-view action modeling, learning and recognition. In *Proceedings of the IEEE conference on computer vision and pattern recognition*, pages 2649–2656, 2014. 2, 7
- [35] Xinghan Wang, Xin Xu, and Yadong Mu. Neural koopman pooling: Control-inspired temporal dynamics encoding for skeleton-based action recognition. In *Proceedings of the IEEE/CVF Conference on Computer Vision and Pattern Recognition*, pages 10597–10607, 2023. 1
- [36] Haojun Xu, Yan Gao, Zheng Hui, Jie Li, and Xinbo Gao. Language knowledge-assisted representation learning for skeleton-based action recognition. *arXiv preprint arXiv:2305.12398*, 2023. 2
- [37] Sijie Yan, Yuanjun Xiong, and Dahua Lin. Spatial temporal graph convolutional networks for skeleton-based action recognition. In *Proceedings of the AAAI conference on artificial intelligence*, 2018. 1, 2, 3, 4, 6, 7
- [38] Fanfan Ye, Shiliang Pu, Qiaoyong Zhong, Chao Li, Di Xie, and Huiming Tang. Dynamic gcn: Context-enriched topology learning for skeleton-based action recognition. In *Proceedings of the 28th ACM international conference on multimedia*, pages 55–63, 2020. 2
- [39] Ling-Fung Yeung, Zhenqun Yang, Kenneth Chik-Chi Cheng, Dan Du, and Raymond Kai-Yu Tong. Effects of camera viewing angles on tracking kinematic gait patterns using azure kinect, kinect v2 and orbbec astra pro v2. *Gait & posture*, 87:19–26, 2021. 1
- [40] Jiahang Zhang, Lilang Lin, and Jiaying Liu. Shap-mix: Shapley value guided mixing for long-tailed skeleton based action recognition. *arXiv preprint arXiv:2407.12312*, 2024. 6, 7
- [41] Pengfei Zhang, Cuiling Lan, Wenjun Zeng, Junliang Xing, Jianru Xue, and Nanning Zheng. Semantics-guided neural networks for efficient skeleton-based human action recognition. In *proceedings of the IEEE/CVF conference on computer vision and pattern recognition*, pages 1112–1121, 2020. 7
- [42] Zhengyou Zhang. Microsoft kinect sensor and its effect. *IEEE multimedia*, 19(2):4–10, 2012. 1
- [43] Huanyu Zhou, Qingjie Liu, and Yunhong Wang. Learning discriminative representations for skeleton based action recognition. In *Proceedings of the IEEE/CVF Conference on Computer Vision and Pattern Recognition*, pages 10608–10617, 2023. 6, 7
- [44] Yuxuan Zhou, Xudong Yan, Zhi-Qi Cheng, Yan Yan, Qi Dai, and Xian-Sheng Hua. Blockgcn: Redefine topology awareness for skeleton-based action recognition. In *Proceedings of the IEEE/CVF Conference on Computer Vision and Pattern Recognition*, pages 2049–2058, 2024. 1, 2, 5, 6, 7, 8
- [45] Xizhou Zhu, Weijie Su, Lewei Lu, Bin Li, Xiaogang Wang, and Jifeng Dai. Deformable detr: Deformable transformers for end-to-end object detection. *arXiv preprint arXiv:2010.04159*, 2020. 2