

HouseLLM: LLM-Assisted Two-Phase Text-to-Floorplan Generation

Ziyang Zong
Sun Yat-sen University

zongzy@mail2.sysu.edu.cn

Zhaohuan Zhan
Sun Yat-sen University

zhanzh5@mail2.sysu.edu.cn

Guang Tan
Sun Yat-sen University

tanguang@mail.sysu.edu.cn

Abstract

This paper proposes a two-phase text-to-floorplan generation method, which guides a Large Language Model (LLM) to generate an initial layout (Layout-LLM) and refines them into the final floorplans through conditional diffusion model. We incorporate a Chain-of-Thought approach to prompt the LLM based on user text specifications, enabling a more user-friendly and intuitive house layout design. This method allows users to describe their needs in natural language, enhancing accessibility and providing clearer geometric constraints. The final floorplans generated by Layout-LLM through conditional diffusion refinement are more accurate and better meet user requirements. Experimental results demonstrate that our approach achieves state-of-the-art performance across all metrics, validating its effectiveness in practical home design applications. We plan to release our code for public use.

1. Introduction

In architectural design, creating floorplans that meet user requirements remains a challenge. Traditional design methods rely not only on specialized knowledge but also require designers to make iterative adjustments to accommodate specific user needs, making personalized design difficult. Trained models [13, 15, 17, 27] have made efforts to improve the accuracy, interactivity, and efficiency of floorplans generation. Despite these advances, existing approaches have yet to achieve a level of user-friendliness and accuracy that enables widespread adoption by ordinary users.

The latest solutions [18, 19, 23] typically treat the floorplan creation task as a conditional generation problem. The conditions are expressed through a bubble diagram, where rooms are represented as nodes (or “bubbles”), and doors as edges specifying the spatial relationships between rooms, as shown in Figure 1(a). While the bubble diagram provides a precise way of describing the house layout, specifying a consistent graph structure can still be too demanding for novice users who wish to explore designing with minimal

effort. We believe that a more user-friendly interface should allow users to express their needs in natural language. For example, the user could simply specify “*I need a house with three bedrooms, a living room, a bathroom, a kitchen, and a balcony adjacent to the living room.*” Alternatively, the user may use a simple menu to make choices, which are then translated into natural language, perhaps in a more structured format, such as JSON. The text-to-floorplan paradigm would make the design process more accessible and intuitive for non-expert users.

A possible solution to the above requirement would be to use a generation model that directly maps text to house layouts, as illustrated in Figure 1(b). This end-to-end approach, however, faces significant challenges in meeting fine-grained geometric and numeric constraints specified in the text. Successfully training such models at least requires massive datasets, which are currently unavailable for floorplans. Indeed, our experiments will confirm the ineffectiveness of this approach even with the largest floorplan datasets available to date.

To address these issues, we propose a novel two-phase generation approach, called **HouseLLM**. In the first phase, we use a Multimodal Large Language Model (MLLM, or LLM for brevity) to interact with the user and translate the text to an initial design of house layout, termed Layout-LLM. In the second phase, we use a diffusion model to refine this initial design into a more accurate, final house layout, termed Layout-Final. This two-phase generation paradigm is depicted in Figure 1(c).

Drawing on the power of LLMs, our method provides a natural user interface and offers basic floorplan generation capabilities without the need for dedicated training. To leverage the LLM, we propose a prompting approach based on the Chain-of-Thought (CoT) technique [30, 38]. This approach enables generation of a house layout that meets the user’s core requirements regarding the number of rooms, room types, and approximate positions, although it may have imperfections in object sizing and alignment. To further optimize the result, we have designed a diffusion model that refines the initial layout into a more accurate and detailed final floorplan. The model basically fol-

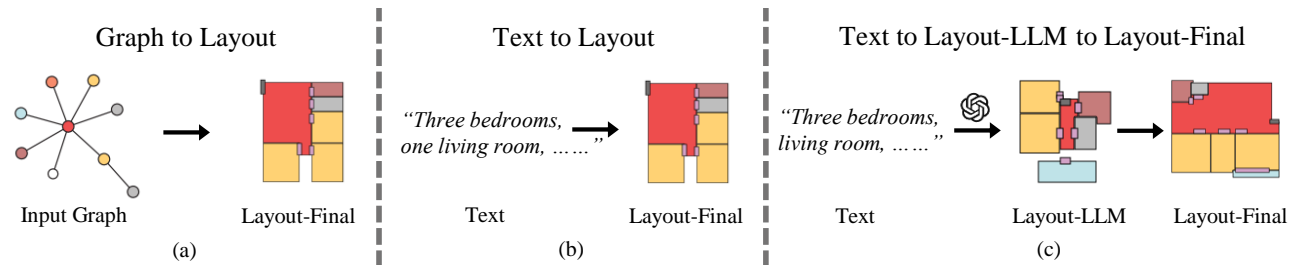


Figure 1. Comparison of different floorplan generation paradigms. (a) Graph to house layout approach (e.g., HouseDiffusion), where rooms are represented as nodes and doors as edges, forming a graph that represents spatial relationships; (b) Text-to-floorplan approach, which directly maps a natural language description to a house layout; (c) Our two-phase paradigm, where an LLM is used to generate an initial layout, Layout-LLM, according to the user’s textual specification. The initial solution serves as a condition for generating the final layout, Layout-Final, through a diffusion model.

lows the design of HouseDiffusion, with a key difference: while HouseDiffusion applies conditioning only in the reverse process, our approach incorporates conditioning in both the forward (noise addition) and reverse processes, allowing for more robust alignment with the specified conditions.

We have validated our approach on the RPlan dataset, in comparison with state-of-the-art methods. For instance, in comparison with HouseDiffusion [23], our method achieves the best performance across all metrics, and in particular, with a 28% improvement in diversity. To summarize, this paper makes the following contributions:

1. We present a novel two-phase floorplan generation approach that leverages LLM to greatly reduce the burden of learning from scratch as adopted by previous work.
2. We propose prompt designs based on the chain-of-thought technique. The prompts successfully guide the LLM to generate initial house layouts.
3. We design a conditional diffusion model to refine the layouts generated by the LLM.
4. The experimental results show that our method achieves state-of-the-art performance.

2. Related Work

Floorplan generation. In the field of building design, generating high-quality house layouts has been an important research direction [5, 10, 16, 20, 27, 33], and many innovative approaches have emerged in recent years. Nauata et al. [18] proposed House-GAN, a method based on Generative Adversarial Networks (GANs) to generate house layouts. This method achieves end-to-end automated house layout generation. Nauata et al. [19] further proposed House-GAN++, which improved the original GAN structure with enhanced generation quality. In particular, House-GAN++ addressed the problems of missing doors, making the generated houses more practical. Upadhyay et al. [28] expanded on this by considering user inputs in the form

of boundary, room types, and spatial relationships. Hu et al. [10] presented Graph2Plan, which retrieves a set of floorplans with their associated layout graphs from a database, allowing a user to specify room counts and other layout constraints. Shabani et al. [23] proposed the HouseDiffusion model, which introduced bubble diagrams as constraints and used a diffusion model to generate house layouts. Recently, Chen et al. [3] transformed visual sensor data into polygonal shapes with Diffusion Models. Su et al. [26] learn topology graphs via its bi-directional structure of ‘corruption and denoise’ is developed.

Conditional Diffusion. Conditional diffusion models are a subset of diffusion models [2, 24, 34] where the generation is conditioned on specific input data, such as labels, images, or text, allowing more control over the output [4, 8, 37]. Expanding on the success in diffusion model [24], Ho et al. proposed DDPMs [25], introducing constraints within the diffusion process to guide generation, which led to significant improvements success. Subsequently, conditional diffusion models DALLE-2 [21] and Stable Diffusion [22] have been applied to text-to-image generation. Recent advancements continue to refine diffusion models’ conditional control. For instance, Yang et al. [35] improved diffuse image synthesis based on context prediction. Yang et al. [36] proposed an end-to-end lossy image compression framework using conditional diffusion models to refine the source image. The conditional diffusion model is a foundation of our approach, in which use it to refine the floorplan generated by the LLM.

3. Method

HouseLLM uses a two-phase approach to generate house layouts. By breaking the generation pipeline into two phases, HouseLLM manages to exploit the power of LLMs in interpreting user demands and generating approximate layouts with their common knowledge and reasoning ability. Further refinement is designed to enhance the layout’s

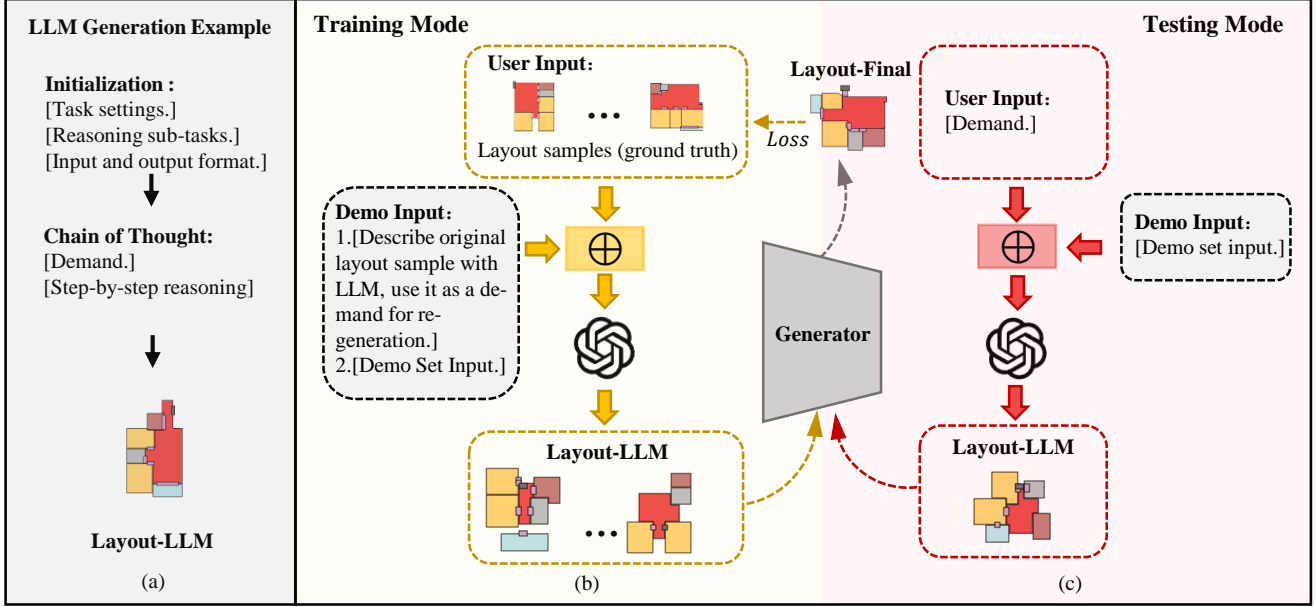


Figure 2. Training and testing processes of our method. (a) An example of LLM generating a Layout-LLM according to user demands. (b) Given a house layout sample, we use the LLM to describe it. The description is used to mimic the user’s demands. Using multiple examples as in (a) as demos, we ask the LLM to generate a Layout-LMM for each sample. These initial layouts serve as conditions of the generator, which outputs Layout-Finals. (c) Given a textual description from the user, we again use the demos like (a) to obtain a Layout-LLM, which goes through the diffusion model to generate Layout-Final.

quality. Figure 2 depicts the training and testing processes of our method, in which Layout-LLM plays a pivotal role.

3.1. Overall framework and Layout-LLM

Natural language descriptions alone may lack the detailed context necessary for accurate reasoning about specific house layouts [14, 31]. To address this limitation, we enhance the LLM’s reasoning capability by allowing it to reference multiple human-designed layout demos, following the Chain of Thought (CoT) approach. By demonstrating each step explicitly, including room selection, placement, and sizing decisions, CoT helps the LLM break down complex layout generation tasks into manageable, step-by-step inferences.

The demoeset E for the prompt engineering consists of pairs of language description e_d and corresponding Layout-LLM e_l :

$$E = \{(e_l, e_d)_1, (e_l, e_d)_2, \dots, (e_l, e_d)_n\}. \quad (1)$$

This demo set essentially encompasses diverse examples with varying house layout designs. Figure 2(a) shows the reasoning process of an LLM generation example.

Figures 2 (b), (c) illustrate the training and testing pipelines of our approach. In the testing mode, we input user prompts expressed in natural language and the demo set E into the LLM to generate the initial layout. The out-

put of the LLM is structured in JSON format, which can be described as follows:

$$\text{House} = \{\text{rooms} = [\text{Room}_1, \dots, \text{Room}_n]\} \quad (2)$$

$$\text{Room}_i = \{\text{name} = [\text{Name}_i], \text{style} = \text{“modern”}, \text{position} = [(X_i, Y_i)], \text{size} = [(Width_i, Height_i)], \text{door} = [\text{Direction}_i]\} \quad (3)$$

where $\text{Direction}_i \in \{\text{“up”}, \text{“down”}, \text{“left”}, \text{“right”}\}$

The training process requires establishing a mapping from ground-truth layouts to Layout-LLMs, which are further used as conditions for generating Layout-Finals. Given a house layout sample from the dataset, we first use the LLM to give a description of the layout, which mimics the user’s demands. The description is then fed to the LLM, which generates Layout-LLMs using the CoT-based prompt.

Figure 3 shows a sample of prompts design. The prompt used in our method consists of three parts: Initialization, Chain of Thought (CoT), and Layout-LLM generation.

3.2. Generating Layout-Final

Following HouseDiffusion [23], our conditional generation method is inspired by the diffusion model. The reverse pro-

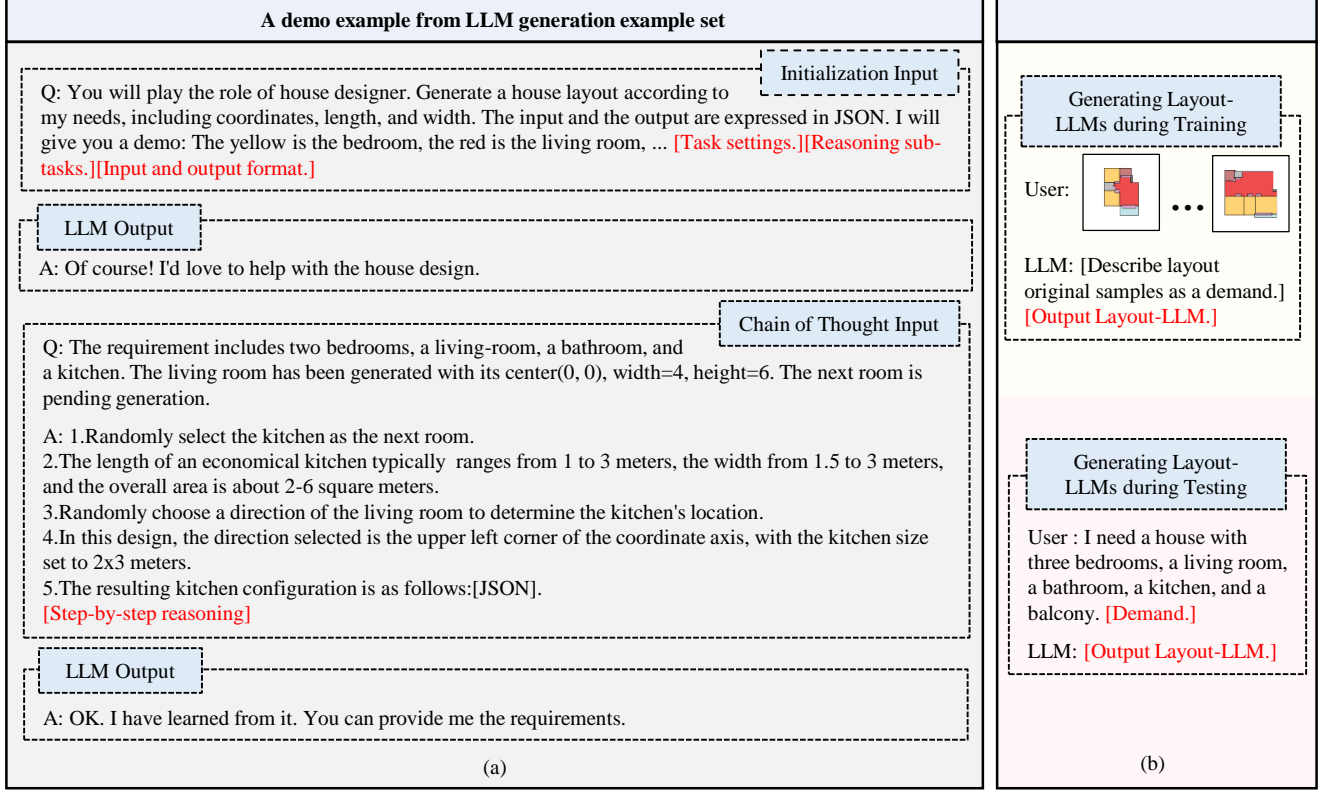


Figure 3. CoT-based prompting for generation of Layout-LLM, and its function in training and testing. (a) An example showing how to interact with the LLM to obtain Layout-LLM. The Initialization section defines the LLM’s role as a house designer, and standardizes output format; the Chain of Thought section directs the LLM to create a house layout step by step, ensuring plausible room placement and sizing. (b) Invoking the Layout-LLM generation during training and testing.

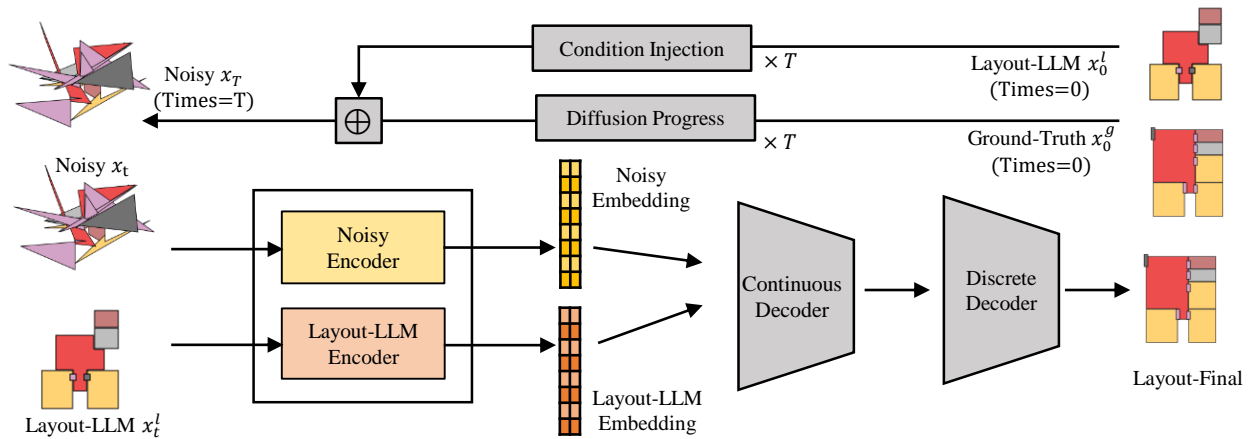


Figure 4. Conditional diffusion network for refining Layout-LLM. The forward process takes the ground-truth house layout x_0^g and the Layout-LLM x_0^l and adds a Gaussian noise to create a noisy house layout sample x_T . The reverse process takes a noisy house layout at time t with Layout-LLM as the condition. Two encoders are used to encode and obtain the latent representations for x_t^g and x_t^l .

cess consists of a set of modules: Layout-LLM Encoder, Noisy Encoder, Continuous Decoder and Discrete Decoder. Figure 4 presents the specific training method of our model.

Unlike HouseDiffusion [23], which applies conditional information only during noise decoding, our approach fuses conditional information in both noise addition and decoding phases. By embedding Layout-LLM from the start, the model builds condition-relevant features progressively during noise accumulation and continues to refine them in the denoising phase. This dual-phase conditioning enhances condition alignment and improves the stability and accuracy of the generated layouts.

3.2.1 Diffusion Model

Diffusion models progressively refine Gaussian noise x_T over T , guided by a conditional Layout-LLM y . The forward process takes an initial data sample x_0 , a conditional Layout-LLM y and generates a noisy sample x_t at time step t by sampling Gaussian noise $\epsilon \sim N(0, 1)$, incorporating information from the conditional layout through its embedding $e(y)$:

$$x_t = \sqrt{\alpha_t} * x_0 + \sqrt{1 - \alpha_t} * \epsilon + e(y) \quad (4)$$

α_t represents the noise schedule, controlling noise intensity changes from 1 to 0 at each time step t . $e(y)$ is the embedding derived from the Layout-LLM y , guiding the diffusion model to align with the features of the Layout-LLM y .

The reverse denoising process starts with a fully noise-added sample x_T and gradually removes noise to produce a sample that matches the target data distribution x_0 . This reverse process is typically implemented as an iterative process, where each time step depends on the output of the previous step and incorporates conditional information y to guide the generation. In the reverse denoising process at time step t , the model f_θ predicts the denoised image \hat{x}_0 :

$$\hat{x}_0 = f_\theta(x_t, t, e(y)) \quad (5)$$

f_θ is the denoising network Transformer [29] parameterized by θ . x_t is the noisy image at current time step t .

The reverse process updates the state of x_t each step to remove noise and gradually guide the generated image toward the structure of the condition y .

$$x_{t-1} = \sqrt{\alpha_{t-1}} * \hat{x}_0 + \sqrt{1 - \alpha_{t-1}} * \epsilon \quad (6)$$

α_{t-1} is the noise level parameter at time step $t - 1$. ϵ is the residual noise predicted by the model.

By iterating the update formula from time step T to 1, the reverse process progressively removes noise, bringing x_t closer to a clean sample x_0 . At each time step, the embedding $e(y)$ from the condition y continues to guide the generation, ensuring that the final output conforms to the structure and characteristics of the conditional layout.

3.2.2 Network

Data representation. Here we refer to the processing of data representation in [23] to meet the constraints on the number and type of rooms. Suppose $P^g = \{P_1^g, P_2^g, \dots, P_N^g\}$ is the set of polygonal loops for each room/door in the original data set. $P^l = \{P_1^l, P_2^l, \dots, P_N^l\}$ is for Layout-LLM, and $P^f = \{P_1^f, P_2^f, \dots, P_N^f\}$ is for the LLM-Final. For $\forall P \in \{P^g, P^l, P^f\}$, each p_i is defined by a sequence of corners with as a 2-dim coordinates:

$$P_i = \{C_{i,1}, C_{i,2}, \dots, C_{i,N_i} | C_{i,j} \in R^2\} \quad (7)$$

Latent Encoder. Given a floorplan sample P_i^g and corresponding Layout-LLM P_i^l at time t , every room/door corner $C_{i,j}^t$ is mapped to $\hat{C}_{i,j}^t$ through the Layout-LLM and the Noisy encoder:

$$\text{Linear}([\text{AU}(C_{i,j}^g)_t, \text{AU}(C_{i,j}^l)_t, R_i, \mathbf{1}(i), \mathbf{1}(j), t]) \quad (8)$$

Following the method in [23], AU enhances relational inference by inserting angular coordinates. R_i represents a 25-dimensional one-hot vector indicating room type. $\mathbf{1}(\cdot)$ refers to a 32-dimensional one-hot vector for the room index i and a corner index j . The scalar t is included, and a linear layer transforms the embedding into a 512-dimensional vector.

Continuous Decoder. Our reverse process architecture incorporates a sequence of attention layers with structured masking to process embedding vectors $\hat{C}_{i,j}^t$. Each embedding vector $\hat{C}_{i,j}^t$ undergoes attention layers, which consist of three distinct types of attention: Component-wise Self Attention (CSA), Global Self Attention (GSA) and Relational Cross Attention (RCA). Following the attention layers, a final linear layer is used to infer noise $\epsilon(C_{i,j}, t)$, aiding in the iterative refinement of coordinates.

Discrete Decoder. Our approach aims to capture geometric relationships (such as collinearity, orthogonality, or corner adjacency), which are difficult to maintain through continuous coordinate regression alone. As in [23], we infer coordinates in discrete form. After obtaining $C_{i,j}^{t-1}$ and $C_{i,j}^0$ from the denoising process, we map $C_{i,j}^0$ back to the range $[0, 255]$ through an affine transformation, round the values, and convert them to binary representation using an ‘‘int2bit’’ function, resulting in an 8-dimensional binary vector. For each corner, we apply a linear transformation to generate a 512-dimensional embedding vector:

$$\text{Linear}([\text{AU}(C_{i,j}^g)_t, \text{AU}(C_{i,j}^l)_t, R_i, \mathbf{1}(i), \mathbf{1}(j), t]) \quad (9)$$

To enhance network performance, we pass $C_{i,j}^0$ as the input and use the binary representation from the int2bit function along with conditions, thus providing an initial discrete representation to guide learning. We then apply two additional blocks of attention with structured masking, followed by a final linear layer to produce the 8-dimensional $C_{i,j}^0$ vector. During testing, we apply binary thresholding to $C_{i,j}^0$ to retrieve integer coordinates.

3.2.3 Training loss

We train our model with the simple L2-norm regression loss by [7]. The loss function consists of noise prediction loss and corner coordinate regression loss. Specifically, $\epsilon_\theta(C_{i,j}, t)$ is compared with the ground-truth noise to quantify the discrepancy between them. The discrepancy is typically measured using the masked mean squared error as follows:

$$Loss_n = \frac{\sum_{i=1}^N \|\epsilon_\theta(C_{i,j}, t) - \epsilon\|_2}{N} \quad (10)$$

where N represents total number of samples. $C_{i,j}$ is compared with the ground-truth corner coordinate in binary representation.

$$Loss_r = \frac{\sum_{i=1}^N \|C_{i,j}^s - C_{i,j}^t\|_2}{N} \quad (11)$$

The inference of $C_{i,j}$ becomes accurate only near the end of the denoising process. Therefore, the discrete branch is used during training only when $C_{i,j}$.

4. Experiments

4.1. Datasets and implementation details

Our method is implemented in PyTorch and accelerated using an NVIDIA Quadro RTX 8000. The batch size is set to 128 and learning rate is 1e-3. Our models are optimized by Adam [11] with weight decay [12] for 250K steps and the initial learning rate is 1e-3. The network architecture can be found in Appendix.

Datasets. We use the commonly used public dataset RPlan [32] for experiments. RPlan represents the largest dataset for house plan with over 80K images. We divide RPlan into five groups (5, 6, 7, 8 rooms) according to the number of rooms for cross validation. Ablation experiments were conducted on the 6-rooms. To create paired groups for training, we extracted 10K initial solutions from the LLM using the prompting method from Section 3.1. GPT-4o was used as the LLM in our approach.

Metrics. Following the evaluation method used in the prior work [18], we employ Realism, FID and Compatibility as evaluation metrics. Realism is an estimate based on a user survey, considering the user’s subjective experience. Diversity is measured by the FID score, defined as the Fréchet Inception Distance[6] between the two Gaussian distributions. It is used to measure the similarity between the generated image and the real image. The Compatibility score[1] is based on a graph editing distance between the layout sample and the Layout-Final. It is used to measure the distance between generated layout and the ground truth.

4.2. Experimental results

Table 1 shows the main results. For the existing methods, we reproduced the results reported in their respective papers. It can be seen that our method achieves superior

performance in all metrics. For instance, compared with HouseDiffusion, HouseLLM brings an average improvement of 28% in diversity and 79% in compatibility. The significant improvements indicate that it better meets user needs in terms of flexibility in layout generation and spatial utilization efficiency.

For the realism score, we followed the same process as House-GAN++ to obtain the score. We created 1000 floor-plan samples for our method and showed participants two samples from different methods, asking them to select "A is better," "B is better," or "Both are equally good." Method A is awarded +1, -1, or 0 points according to the participants’ choices. Each pair of methods is evaluated 150 times by 10 participants (i.e., 15 evaluations per participant). The survey results showed that 65% of participants believed that our results were as good as or better than ground truth. Table 1 shows that HouseLLM achieves significant improvements compared to other methods, with an excellent score of -0.03, suggesting that the house layouts generated by our method are visually close to realistic layouts and meet user expectations.

Figure 5 presents a visual comparison of the outputs from HouseLLM and HouseDiffusion. HouseLLM generates results that well align with the original data samples in the number and type of rooms. While HouseDiffusion generally performs well, it can generate layouts with misalignment and incorrect object placement. The primary reason is that with HouseDiffusion, the generation conditions are applied only during the denoising stage, restricting the model’s ability to accurately realize the spatial relationships between rooms throughout the generation (see more details in our ablation study). Furthermore, while the bubble diagram based conditions convey basic connectivity between rooms, they lack the granularity necessary to guide detailed spatial arrangements, such as room size and precise positioning. In contrast, HouseLLM combines initial layouts generated by LLM with a diffusion model that applies conditions during both noise addition and denoising stages, producing more practical house layouts. More implementation details can be found in Appendix.

4.3. Ablation study

Alternative generation methods. We compare our method with two alternative methods: the one-phase Test-to-Layout method that maps text directly to layout, and using LLM only to generate the results, that is, Layout-LLM. Figure 6 presents the comparison results of these methods under the same generation conditions. From the figure, we can see that the results differ greatly, and with the one-phase method, text description is not enough to support the model to maintain sufficient geometric constraints. In addition, we evaluate the primary quantitative results for the one-phase and two-Phase methods. Table 2 presents the main quan-

Table 1. Generation performance of different methods.

Method	Realism (\uparrow)	Diversity (\downarrow)				Compatibility (\downarrow)			
	6	5	6	7	8	5	6	7	8
House-GAN[18]	-0.95	37.5	41.0	32.9	66.4	2.5	2.4	3.2	5.3
House-GAN++[19]	-0.52	30.4	37.6	27.3	32.9	1.9	2.2	2.4	3.9
HouseDiffusion[23]	-0.19	11.2	10.3	10.4	9.5	1.5	1.2	1.7	2.5
PuzzleFusion[9]	-	10.55				0.97			
Ours	-0.03	8.6	7.5	8.1	9.0	0.24	0.25	0.28	0.32

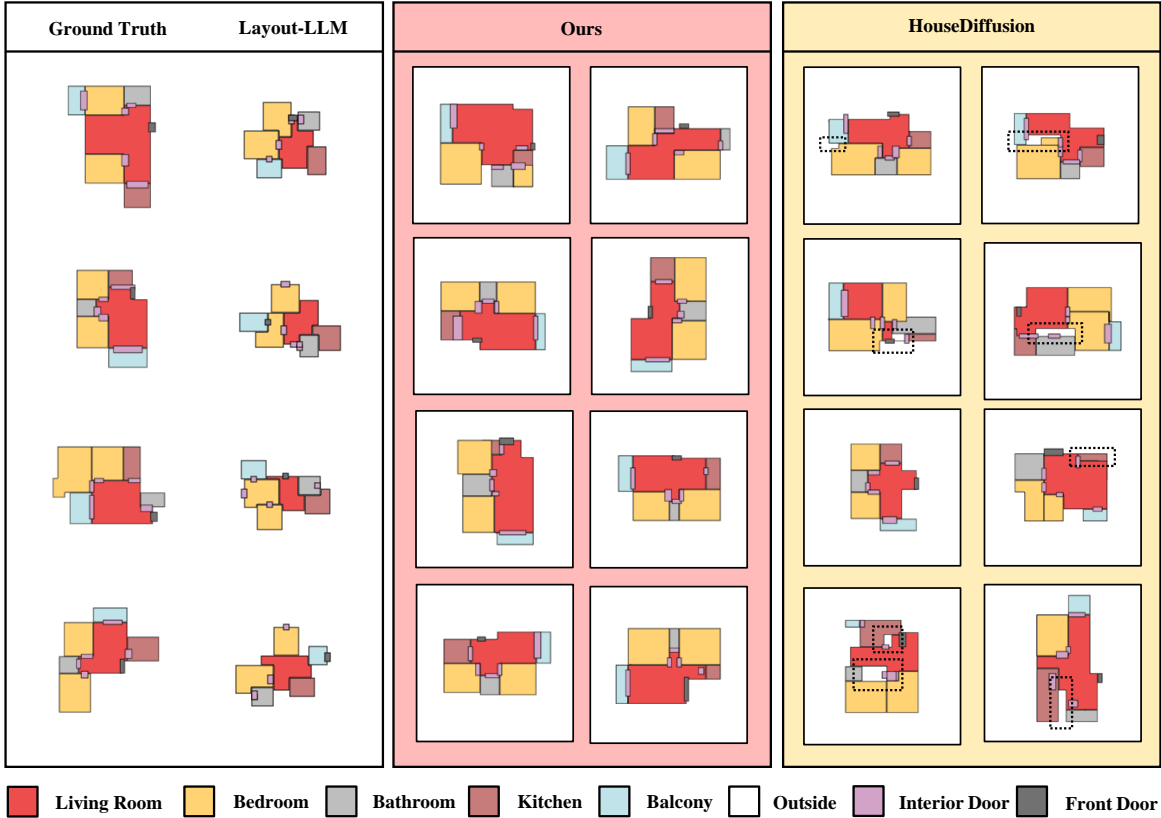


Figure 5. Generation samples from HouseLLM and HouseDiffusion. The results of HouseLLM align well with user requirements (as translated from the original data samples) in the number and type of rooms, also in the overall room distribution. HouseDiffusion generally performs well, but in some cases, it can generate gaps or holes within the house (indicated by the dashed-line rectangles), along with misaligned object placement, which make the layout unrealistic.

titative evaluation. Diversity indicates that the distribution of Text-to-Layout method result differs significantly from RPlan. This is due to a mismatch between the text dataset complexity and task, requiring extensive data support. This limitation restricts the model’s generalization ability, preventing it from effectively learning and capturing the true distribution of RPlan. The details of Text-to-Layout are in Appendix.

When comparing the Layout-LLM only method and the full version of our method, we can observe that former pro-

duces many overlapping rooms and fails to maintain a reasonable distribution; See Figure 6 (c) and (d). These limitations suggest that while the LLM-generated initial layout can capture the general structure of a house layout, it cannot enforce fine-grained spatial constraints. This is where the need for a refinement step becomes essential.

Rate of Condition. We investigated the impact of different conditional participation ratios on the model’s generation results, as shown in Table 3. The results indicate that as the conditional ratio increases, the model performance

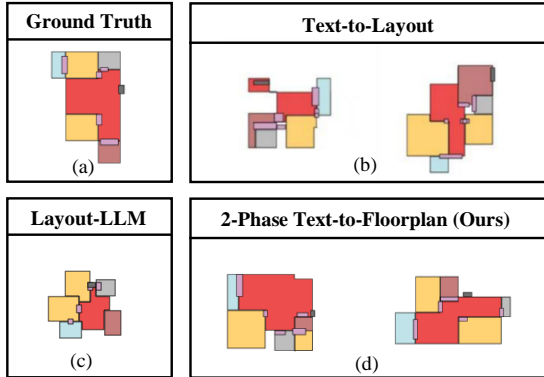


Figure 6. Examples of house layouts generated by three methods: the one-phase method that maps text directly to layout, LLM only, and our two-phase method.

Table 2. Comparison between the one-phase and our two-phase methods.

Method	Diversity(↓)	Compatibility(↓)
One phase: Text-to-Layout	109.5	10.6
Two phase: HouseLLM	7.5	0.25

Table 3. Effect of rate of condition.

Rate	Diversity (↓)	Compatibility (↓)
2e-1	8.16	25.67e-2
1e-1	8.19	24.95e-2
1e-2	8.24	23.46e-2
1e-3	7.47	25.44e-2

Table 4. Effect of forward v.s. reverse conditioning.

Forward	Reverse	Divers.(↓)	Compat.(↓)
✓		8.57	24.79e-2
	✓	14.17	24.65e-2
✓	✓	7.47	25.44e-2

gradually decreases, suggesting that an excessive amount of conditional information causes the model to deviate from the true distribution during generation. This may be due to the high ratio of conditional guidance, which makes the model overly dependent on the conditional information, thus weakening its ability to learn the original data distribution. Therefore, properly controlling the conditional ratio can maintain the accuracy of generated samples.

Forward v.s. Reverse Conditioning Evaluation. Different from the diffusion model used in HouseDiffusion, we incorporated conditional constraints in both the forward and

reverse processes in our design. To assess this approach, we analyzed the impact of each constraint by varying their proportions independently. As shown in Table 4, adding conditional information during the noise addition phase yields better results than adding it only during the denoising phase, as it enables the model to build condition-related features earlier. Single-stage conditioning approach may lead to weaker constraints, resulting in inconsistent room sizes and irregular spatial relationships. The best performance is achieved when conditions are added in both phases, validating the effectiveness of the dual-phase approach. This strategy significantly enhances both accuracy and consistency, resulting in more precise and aligned outputs.

5. Conclusion

This paper proposes a two-Phase Text-to-Floorplan generation model, enabling user-friendly house layout generation. This work guides the reasoning of the LLM through chain-of-thought prompting to generate an initial layout based on user requirements. The initial layout is then refined using a diffusion model to produce the final house layout. Experimental results show that our method achieves state-of-the-art performance. Given the potential of LLMs, we expect that our solution be extended to the generation of other complex architectural designs such as shopping malls and office buildings. This will be a subject of our future study.

References

- [1] Zeina Abu-Aisheh, Romain Raveaux, Jean-Yves Ramel, and Patrick Martineau. An exact graph edit distance algorithm for solving pattern recognition problems. In *4th International Conference on Pattern Recognition Applications and Methods 2015*, 2015. 6
- [2] Hanqun Cao, Cheng Tan, Zhangyang Gao, Yilun Xu, Guangyong Chen, Pheng-Ann Heng, and Stan Z Li. A survey on generative diffusion models. *IEEE Transactions on Knowledge and Data Engineering*, 2024. 2
- [3] Jiacheng Chen, Ruizhi Deng, and Yasutaka Furukawa. Polydiffuse: Polygonal shape reconstruction via guided set diffusion models. *Advances in Neural Information Processing Systems*, 36, 2024. 2
- [4] Ting Chen, Ruixiang Zhang, and Geoffrey Hinton. Analog bits: Generating discrete data using diffusion models with self-conditioning. *arXiv preprint arXiv:2208.04202*, 2022. 2
- [5] Mark Hendrikx, Sebastiaan Meijer, Joeri Van Der Velden, and Alexandru Iosup. Procedural content generation for games: A survey. *ACM Transactions on Multimedia Computing, Communications, and Applications (TOMM)*, 9(1): 1–22, 2013. 2
- [6] Martin Heusel, Hubert Ramsauer, Thomas Unterthiner, Bernhard Nessler, and Sepp Hochreiter. Gans trained by a two time-scale update rule converge to a local nash equilibrium. *Advances in neural information processing systems*, 30, 2017. 6

- [7] Jonathan Ho, Ajay Jain, and Pieter Abbeel. Denoising diffusion probabilistic models. *Advances in neural information processing systems*, 33:6840–6851, 2020. 6
- [8] Jonathan Ho, Tim Salimans, Alexey Gritsenko, William Chan, Mohammad Norouzi, and David J Fleet. Video diffusion models. *Advances in Neural Information Processing Systems*, 35:8633–8646, 2022. 2
- [9] Sepidehsadat Sepid Hossieni, Mohammad Amin Shabani, Saghar Irandoust, and Yasutaka Furukawa. Puzzlefusion: unleashing the power of diffusion models for spatial puzzle solving. *Advances in Neural Information Processing Systems*, 36, 2024. 7
- [10] Ruizhen Hu, Zeyu Huang, Yuhan Tang, Oliver Van Kaick, Hao Zhang, and Hui Huang. Graph2plan: Learning floorplan generation from layout graphs. *ACM Transactions on Graphics (TOG)*, 39(4):118–1, 2020. 2
- [11] Diederik P Kingma. Adam: A method for stochastic optimization. *arXiv preprint arXiv:1412.6980*, 2014. 6
- [12] I Loshchilov. Decoupled weight decay regularization. *arXiv preprint arXiv:1711.05101*, 2017. 6
- [13] Ziniu Luo and Weixin Huang. Floorplangan: Vector residential floorplan adversarial generation. *Automation in Construction*, 142:104470, 2022. 1
- [14] Ben Mann, N Ryder, M Subbiah, J Kaplan, P Dhariwal, A Neelakantan, P Shyam, G Sastry, A Askell, S Agarwal, et al. Language models are few-shot learners. *arXiv preprint arXiv:2005.14165*, 1, 2020. 3
- [15] Paul Merrell, Eric Schkufza, and Vladlen Koltun. Computer-generated residential building layouts. In *ACM SIGGRAPH Asia 2010 papers*, pages 1–12. 2010. 1
- [16] Pascal Müller, Peter Wonka, Simon Haegler, Andreas Ulmer, and Luc Van Gool. Procedural modeling of buildings. In *ACM SIGGRAPH 2006 Papers*, pages 614–623. 2006. 2
- [17] Srivathsan Murali, Pablo Speciale, Martin R Oswald, and Marc Pollefeys. Indoor scan2bim: Building information models of house interiors. In *2017 IEEE/RSJ International Conference on Intelligent Robots and Systems (IROS)*, pages 6126–6133. IEEE, 2017. 1
- [18] Nelson Nauata, Kai-Hung Chang, Chin-Yi Cheng, Greg Mori, and Yasutaka Furukawa. House-gan: Relational generative adversarial networks for graph-constrained house layout generation. In *Computer Vision—ECCV 2020: 16th European Conference, Glasgow, UK, August 23–28, 2020, Proceedings, Part I 16*, pages 162–177. Springer, 2020. 1, 2, 6, 7
- [19] Nelson Nauata, Sepidehsadat Hosseini, Kai-Hung Chang, Hang Chu, Chin-Yi Cheng, and Yasutaka Furukawa. House-gan++: Generative adversarial layout refinement network towards intelligent computational agent for professional architects. In *Proceedings of the IEEE/CVF Conference on Computer Vision and Pattern Recognition*, pages 13632–13641, 2021. 1, 2, 7
- [20] Chi-Han Peng, Yong-Liang Yang, and Peter Wonka. Computing layouts with deformable templates. *ACM Transactions on Graphics (TOG)*, 33(4):1–11, 2014. 2
- [21] Aditya Ramesh, Prafulla Dhariwal, Alex Nichol, Casey Chu, and Mark Chen. Hierarchical text-conditional image generation with clip latents. *arXiv preprint arXiv:2204.06125*, 1(2):3, 2022. 2
- [22] Robin Rombach, Andreas Blattmann, Dominik Lorenz, Patrick Esser, and Björn Ommer. High-resolution image synthesis with latent diffusion models. In *Proceedings of the IEEE/CVF conference on computer vision and pattern recognition*, pages 10684–10695, 2022. 2
- [23] Mohammad Amin Shabani, Sepidehsadat Hosseini, and Yasutaka Furukawa. Housediffusion: Vector floorplan generation via a diffusion model with discrete and continuous denoising. In *Proceedings of the IEEE/CVF Conference on Computer Vision and Pattern Recognition*, pages 5466–5475, 2023. 1, 2, 3, 5, 7
- [24] Jascha Sohl-Dickstein, Eric Weiss, Niru Maheswaranathan, and Surya Ganguli. Deep unsupervised learning using nonequilibrium thermodynamics. In *International conference on machine learning*, pages 2256–2265. PMLR, 2015. 2
- [25] Jiaming Song, Chenlin Meng, and Stefano Ermon. Denoising diffusion implicit models. *arXiv preprint arXiv:2010.02502*, 2020. 2
- [26] Peiyang Su, Weisheng Lu, Junjie Chen, and Shibo Hong. Floor plan graph learning for generative design of residential buildings: a discrete denoising diffusion model. *Building Research & Information*, 52(6):627–643, 2024. 2
- [27] Jiahui Sun, Wenming Wu, Ligang Liu, Wenjie Min, Gaofeng Zhang, and Liping Zheng. Wallplan: synthesizing floorplans by learning to generate wall graphs. *ACM Transactions on Graphics (TOG)*, 41(4):1–14, 2022. 1, 2
- [28] Abhinav Upadhyay, Alpna Dubey, Veenu Arora, Suma Mani Kuriakose, and Shaurya Agarawal. Flnet: graph constrained floor layout generation. In *2022 IEEE International Conference on Multimedia and Expo Workshops (ICMEW)*, pages 1–6. IEEE, 2022. 2
- [29] A Vaswani. Attention is all you need. *Advances in Neural Information Processing Systems*, 2017. 5
- [30] Jason Wei, Xuezhi Wang, Dale Schuurmans, Maarten Bosma, Fei Xia, Ed Chi, Quoc V Le, Denny Zhou, et al. Chain-of-thought prompting elicits reasoning in large language models. *Advances in neural information processing systems*, 35:24824–24837, 2022. 1
- [31] What Makes In-Context Learning Work. Rethinking the role of demonstrations: What makes in-context learning work? 3
- [32] Wenming Wu, Xiao-Ming Fu, Rui Tang, Yuhan Wang, Yu-Hao Qi, and Ligang Liu. Data-driven interior plan generation for residential buildings. *ACM Transactions on Graphics (TOG)*, 38(6):1–12, 2019. 6
- [33] Yi Wu, Yuxin Wu, Georgia Gkioxari, and Yuandong Tian. Building generalizable agents with a realistic and rich 3d environment. *arXiv preprint arXiv:1801.02209*, 2018. 2
- [34] Ling Yang, Zhilong Zhang, Yang Song, Shenda Hong, Runsheng Xu, Yue Zhao, Wentao Zhang, Bin Cui, and Ming-Hsuan Yang. Diffusion models: A comprehensive survey of methods and applications. *ACM Computing Surveys*, 56(4):1–39, 2023. 2
- [35] Ling Yang, Jingwei Liu, Shenda Hong, Zhilong Zhang, Zhilin Huang, Zheming Cai, Wentao Zhang, and Bin Cui.

- Improving diffusion-based image synthesis with context prediction. *Advances in Neural Information Processing Systems*, 36, 2024. [2](#)
- [36] Ruihan Yang and Stephan Mandt. Lossy image compression with conditional diffusion models. *Advances in Neural Information Processing Systems*, 36, 2024. [2](#)
- [37] Lvmin Zhang, Anyi Rao, and Maneesh Agrawala. Adding conditional control to text-to-image diffusion models. In *Proceedings of the IEEE/CVF International Conference on Computer Vision*, pages 3836–3847, 2023. [2](#)
- [38] Zhuosheng Zhang, Aston Zhang, Mu Li, and Alex Smola. Automatic chain of thought prompting in large language models. *arXiv preprint arXiv:2210.03493*, 2022. [1](#)