
DEBIASED REGRESSION FOR ROOT-N-CONSISTENT CONDITIONAL MEAN ESTIMATION

A PREPRINT

Masahiro Kato

Department of Basic Science, The University of Tokyo
mkato-csecon@g.ecc.u-tokyo.ac.jp

November 20, 2024

ABSTRACT

This study introduces a debiasing method for regression estimators, including high-dimensional and nonparametric regression estimators. For example, nonparametric regression methods allow for the estimation of regression functions in a data-driven manner with minimal assumptions; however, these methods typically fail to achieve \sqrt{n} -consistency in their convergence rates, and many, including those in machine learning, lack guarantees that their estimators asymptotically follow a normal distribution. To address these challenges, we propose a debiasing technique for nonparametric estimators by adding a bias-correction term to the original estimators, extending the conventional one-step estimator used in semiparametric analysis. Specifically, for each data point, we estimate the conditional expected residual of the original nonparametric estimator, which can, for instance, be computed using kernel (Nadaraya-Watson) regression, and incorporate it as a bias-reduction term. Our theoretical analysis demonstrates that the proposed estimator achieves \sqrt{n} -consistency and asymptotic normality under a mild convergence rate condition for both the original nonparametric estimator and the conditional expected residual estimator. Notably, this approach remains model-free as long as the original estimator and the conditional expected residual estimator satisfy the convergence rate condition. The proposed method offers several advantages, including improved estimation accuracy and simplified construction of confidence intervals.

1 Introduction

We consider d -dimensional random covariates $\mathbf{X} \in \mathcal{X} \subset \mathbb{R}^d$ and a response variable $Y \in \mathcal{Y} \subset \mathbb{R}$, where \mathcal{X} and \mathcal{Y} denote the covariate and response variable spaces, respectively. The pair of random variables (\mathbf{X}, Y) is generated according to the following regression model:

$$Y = f_0(\mathbf{X}) + \varepsilon,$$

where $f_0(\mathbf{X}) := \mathbb{E}[Y | \mathbf{X}]$ is the regression function, and $\varepsilon \in \mathbb{R}$ is a mean-zero error term with the conditional variance $\sigma_0^2(\mathbf{X})$ given $\mathbf{X} \in \mathcal{X}$. We denote the joint distribution of (\mathbf{X}, Y) by P_0 and assume it has the density $p_0(\mathbf{x}, y) = \zeta_0(\mathbf{x})q_0(y | \mathbf{x})$ with respect to some Lebesgue measure, where $\zeta_0(\mathbf{x})$ is the marginal density of \mathbf{X} and q_0 is the conditional density of Y given $\mathbf{X} = \mathbf{x}$. Given observations $\mathcal{D} := \{(\mathbf{X}_i, Y_i)\}_{i=1}^n$, which are i.i.d. copies of (\mathbf{X}, Y) , our objective is to estimate $f_0(\mathbf{x})$ at a point $\mathbf{x} \in \mathcal{X}$. The goal is to obtain an estimator of $f_0(\mathbf{x})$ that achieves \sqrt{n} -consistency and asymptotic normality. We allow the high-dimensional setting and the nonparametric setting, where we do not impose parametric assumptions on f_0 .

Several approaches have been developed to estimate f_0 . The simplest approach assumes a linear model for $f_0(\mathbf{x})$, such as $\mathbf{x}^\top \boldsymbol{\gamma}$. In this case, f_0 can be estimated by the ordinary least squares (OLS) method, which yields \sqrt{n} -consistent estimators that asymptotically follow a normal distribution. To relax the assumptions on the regression model, nonparametric regression methods have been widely employed (Györfi et al., 2002; Tsybakov, 2008; Wasserman, 2010). However, it is well-known that estimators obtained from nonparametric regression typically fail to achieve \sqrt{n} -consistency, as evidenced by the minimax lower bounds for nonparametric regression function estimation (Stone,

1977, 1982). The lack of \sqrt{n} -consistency implies not only slower convergence rates compared to parametric estimators but also increased challenges in conducting statistical inference (Li, 1989). This slow convergence rate arises partly due to the bias (or approximation error) inherent in nonparametric regression models. Furthermore, in high-dimensional regression settings, such as Lasso regression, estimators also fail to achieve \sqrt{n} -consistency due to bias terms that diminish at a rate slower than \sqrt{n} as the sample size increases.

In this study, we develop a debiased \sqrt{n} -consistent estimator for $f_0(\mathbf{x})$ in the general setting of regression, encompassing high-dimensional and nonparametric regression. We consider the case where a regression estimator $\hat{f}: \mathcal{X} \rightarrow \mathcal{Y}$ is given, which is consistent but not \sqrt{n} -consistent. We also do not require the asymptotic normality of the original estimator. Based on this original estimator, to achieve \sqrt{n} -consistency, we debias the estimator by adding a debiasing term $\hat{h}_n(\mathbf{x})$, which is an estimator of the conditional expected residual of the original estimator, $\mathbb{E}[Y - \hat{f}(\mathbf{X}) \mid \mathbf{X} = \mathbf{x}]$. This estimator of the conditional expected residual is required to be constructed as a weighted average estimator of Y_i , expressed as $\sum_{i=1}^n \hat{w}_{n,\mathbf{x}}(\mathbf{X}_i) (Y_i - \hat{f}(\mathbf{X}_i))$. Then, we obtain the debiased estimator $\tilde{f}_n(\mathbf{x}) = \hat{f}_n(\mathbf{x}) + \hat{h}_n(\mathbf{x})$. For the proposed debiased estimator \tilde{f}_n , we prove that if the original regression estimator \hat{f}_n and the conditional expected residual estimator \hat{h}_n are consistent and satisfy mild convergence-rate assumptions, then the pointwise asymptotic normality $\sqrt{n}(\tilde{f}_n(\mathbf{x}) - f_0(\mathbf{x})) \xrightarrow{d} \mathcal{N}(0, \omega)$ holds.

The concept behind the debiased estimator $\tilde{f}_n(\mathbf{x})$ is to update the original estimator $\hat{f}_n(\mathbf{x})$ in a direction that reduces its bias. This concept is illustrated in Figure 1.

In summary, our primary contribution is the introduction of a \sqrt{n} -consistent debiased estimator applicable to a wide range of high-dimensional and nonparametric regression models. The \sqrt{n} -consistency of our approach offers significant advantages. In nonparametric regression, traditional methods for constructing confidence intervals often rely on unknown biases in the regression function (Li, 1989; Armstrong & Kolesár, 2020). By contrast, our method enables straightforward construction of confidence intervals based on \sqrt{n} -consistency.

Additionally, we derive the semiparametric efficiency bound, which represents the lower bound of the asymptotic variance for regular and asymptotically linear (RAL) conditional mean estimators. Our analysis shows that the debiased estimator is efficient, as its asymptotic variance aligns with this bound.

Importantly, our findings do not contradict the minimax lower bound, which applies to the worst-case scenario among distributions in \mathcal{P} . By contrast, semiparametric efficiency focuses on the true distribution P_0 and consider local perturbations around it, as illustrated in Figure 2. Also see Section 3 in Kennedy (2023).

Ichimura & Newey (2022), Chernozhukov et al. (2022), and Kennedy (2023) have presented related results. Compared to their work, our findings may appear relatively straightforward, serving as an introduction to the implementation or application of their methodologies. We plan to clarify the distinctions between our study and theirs in a future revision.

Moreover, our estimator is doubly robust: if either the original regression estimator or the local residual estimator is consistent, the resulting debiased estimator remains consistent.

Our proposed method has numerous practical applications. For instance, Kato (2024) applies the debiased estimator in the context of regression discontinuity designs.

1.1 Related Work

The design of our estimator and its theoretical analysis are closely related to semiparametric theory (Bickel et al., 1998; van der Vaart, 1998). In semiparametric theory, for a parameter of interest, the asymptotic variance of RAL estimators is lower bounded by the variance of the efficient influence function. The goal is to construct an estimator that belongs to the

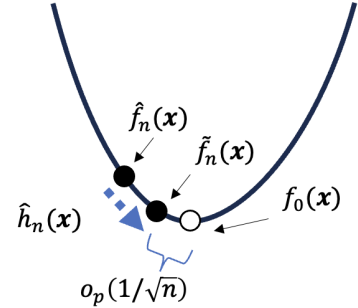


Figure 1: Illustration of the debiased estimator reducing bias.




Figure 2: Efficiency bound and minimax lower bound.

class of RAL estimators and achieves the efficiency bound by aligning its asymptotic variance with the derived lower bound. A standard approach for constructing efficient estimators involves applying bias correction to an initial inefficient estimator, leveraging knowledge of the efficient influence function (Schuler & van der Laan, 2024). This procedure is analogous to a one-step update in gradient descent optimization, where the efficient influence function serves as the gradient. Consequently, these bias-correction methods are often referred to as one-step approaches (van der Vaart, 2002). Our debiased estimator is also constructed based on this idea.

The debiased estimator is also inspired by doubly robust estimators in causal inference (Bang & Robins, 2005). Doubly robust estimators are not only valuable for constructing efficient estimators but also ensure double robustness. Specifically, if either the original estimator or the debiasing term is consistent, the resulting debiased estimator is also consistent, even if it does not exhibit asymptotic normality. This robustness is beneficial in practice since it guarantees the validity of the estimator.

To control the empirical processes that arise in the analysis of the debiased estimator, we assume the Donsker condition or employ sample splitting (Zheng & van der Laan, 2011) for the original estimator and the conditional expected residual estimator. Note that sample splitting is also known as cross fitting within the double machine learning framework (Chernozhukov et al., 2018).

Although our approach differs in methodology, it shares a similar motivation with debiasing techniques used in high-dimensional regression problems. For example, the Lasso estimator introduces bias that diminishes as the sample size grows but at a rate slower than \sqrt{n} , precluding asymptotic normality (Tibshirani, 1996; Bühlmann & van de Geer, 2011). To address this, several debiasing methods have been developed. For instance, van de Geer et al. (2014) propose adding a bias-correction term to debias the original Lasso estimator, demonstrating its asymptotic normality and efficiency (Janková & van de Geer, 2018).

1.2 Organization

The proposed debiased estimator and its asymptotic properties, including asymptotic normality, consistency, and double robustness, are introduced in Section 2. The core idea behind the construction of the debiased estimator is detailed in Section 3. In Section 4, we discuss the semiparametric efficiency of the debiased estimator. In Section 5, we present the simulation studies. Finally, the proof of the asymptotic normality of the debiased estimator is presented in Section 7. Although our proposed approach is applicable to general regression problems, including high-dimensional regression, for simplicity, we focus on the case where the original regression estimator is a nonparametric estimator.

2 The Debiased Estimator

We are given an estimator $\hat{f}_n: \mathcal{X} \rightarrow \mathbb{R}$ of the regression function $f_0(\cdot) = \mathbb{E}[Y | X = \cdot]$, constructed from the observations \mathcal{D} . In this section, we propose a debiased estimator $\tilde{f}_n: \mathcal{X} \rightarrow \mathbb{R}$, which is constructed using the original estimator \hat{f}_n to satisfy the following asymptotic property:

$$\sqrt{n} \left(\tilde{f}_n(\mathbf{x}) - f_0(\mathbf{x}) \right) \xrightarrow{d} \mathcal{N}(0, v) \quad (n \rightarrow \infty) \quad (1)$$

for each $\mathbf{x} \in \mathcal{X}$ and some positive value $v > 0$.

We consider debiasing the original estimator \hat{f}_n by adding some bias-correction term. Here, we define our debiased estimator as follows:

$$\tilde{f}_n := \hat{h}_n + \hat{f}_n,$$

where $\hat{h}_n: \mathcal{X} \rightarrow \mathbb{R}$ is a consistent estimator of the conditional expected residual, defined as $h_0(\mathbf{x}) := h_0(\mathbf{x}; \hat{f}) := \mathbb{E} \left[Y - \hat{f}(\mathbf{X}) | X = \cdot; \hat{f} \right]$ given \hat{f} . We construct \hat{h}_n to be a weighted average estimator for Y_i in the sense of the following definition.

Definition 2.1 (Weighted average estimators for Y). *An estimator $\hat{h}_n(\mathbf{x})$ of $h_0(\mathbf{x}; \hat{f})$ is called a weighted average estimator for Y_1, Y_2, \dots, Y_n if it can be expressed as:*

$$\hat{h}_n(\mathbf{x}) = \frac{1}{n} \sum_{i=1}^n \hat{w}_{n,\mathbf{x}}(\mathbf{X}_i) \left(Y_i - \hat{f}_n(\mathbf{X}_i) \right),$$

where $\hat{w}_{n,\mathbf{x}}: \mathcal{X} \rightarrow \mathbb{R}$ is a weight function defined for each $\mathbf{x} \in \mathcal{X}$.

Under this definition, estimating \hat{h}_n essentially reduces to estimating $\hat{w}_{n,\mathbf{x}}(\mathbf{X}_i)$. For each $\mathbf{x} \in \mathcal{X}$, the debiased estimator can be rewritten as:

$$\tilde{f}_n(\mathbf{x}) := \frac{1}{n} \sum_{i=1}^n \left(Y_i - \hat{f}_n(\mathbf{X}_i) \right) \hat{w}_{n,\mathbf{x}}(\mathbf{X}_i) + \hat{f}_n(\mathbf{x}).$$

This estimator reduces the bias in the original regression estimator $\hat{f}_n(\mathbf{x})$ by adjusting it in the direction of the local average of the residuals (estimation error). Such a construction is common in semiparametric analysis, where an initial estimate is debiased using a carefully designed adjustment. In the Section 3, we reveal that this adjustment corresponds to the efficient influence function. Consequently, even if the original regression estimator has asymptotic bias, it can be mitigated by adding a bias-correction term, which acts as a gradient towards a more accurate estimator.

For a weighted average estimator, various regression methods can be employed, including kernel regression, series regression (Neyman, 1923; Belloni et al., 2015), and random forests. However, standard neural networks cannot be directly utilized in this context.

As examples, we present the debiased estimators using kernel (Nadaraya-Watson) regression and series regression for $\hat{h}_n(\hat{w}_{n,\mathbf{x}})$.

Example (Debiased Estimator with Nadaraya-Watson Conditional Expected Residual Regression). *Let $K: \mathcal{X} \rightarrow \mathbb{R}$ be a kernel function. Given $\mathbf{x} \in \mathcal{X}$ and $\hat{f}_n(\mathbf{x})$, the debiased estimator is defined as:*

$$\tilde{f}_n(\mathbf{x}) := \frac{1}{n} \sum_{i=1}^n \frac{\left(Y_i - \hat{f}_n(\mathbf{X}_i) \right) K((\mathbf{X}_i - \mathbf{x})/h_n)}{\hat{\zeta}_n(\mathbf{x})} + \hat{f}_n(\mathbf{x}), \quad (2)$$

where $\hat{\zeta}_n(\mathbf{x}) := \frac{1}{n} \sum_{i=1}^n K(\mathbf{X}_i - \mathbf{x})$, and $h_n > 0$ is the bandwidth, depending on n . This example corresponds to the case where the conditional expected residual is estimated using Nadaraya-Watson regression.

Example (Debiased Estimator with Series Conditional Expected Residual Regression). *Let $\Phi: \mathcal{X} \rightarrow \mathbb{R}^p$ be a basis function that maps the covariates X_i to a p -dimensional feature space. Given $\mathbf{x} \in \mathcal{X}$ and $\hat{f}_n(\mathbf{x})$, the debiased estimator is defined as:*

$$\tilde{f}_n(\mathbf{x}) := \frac{1}{n} \sum_{i=1}^n \Phi(\mathbf{x})^\top \left(\frac{1}{n} \sum_{i=1}^n \Phi(\mathbf{X}_i) \Phi(\mathbf{X}_i)^\top \right)^{-1} \Phi(\mathbf{X}_i) \left(Y_i - \hat{f}_n(\mathbf{X}_i) \right) + \hat{f}_n(\mathbf{x}).$$

For simplicity, we assume that the matrix inverse $\left(\frac{1}{n} \sum_{i=1}^n \Phi(\mathbf{X}_i) \Phi(\mathbf{X}_i)^\top \right)^{-1}$ exists. This example corresponds to the case where the conditional expected residual is estimated using series regression.

2.1 Estimation of f_0 and h_0

The \sqrt{n} -consistency and asymptotic normality of the debiased estimator depends on the properties of the estimators for f_0 and h_0 . In addition to requiring consistency, it is necessary to control the complexity of these estimators to manage the empirical process term that arises in the theoretical analysis (see Section 3).

In semiparametric analysis, standard approaches for controlling estimator complexity include assuming the Donsker condition or applying sample splitting (van der Vaart, 2002; Chernozhukov et al., 2018).

If the estimators belong to the Donsker class, stochastic equicontinuity holds for the empirical process, ensuring its convergence. For a detailed discussion of the Donsker condition, see page 269 of van der Vaart (1998).

Although many estimators satisfy the Donsker condition, it is violated in several important cases (Robins et al., 2008; Zheng & van der Laan, 2011; Chernozhukov et al., 2018). For instance, in high-dimensional models where the dimension of the covariates increases with the sample size n , the Donsker condition does not hold. Moreover, relying on the Donsker condition requires verifying its validity for each estimator, which complicates theoretical arguments. In contrast, sample splitting provides a more flexible approach applicable to high-dimensional models without requiring such verification. This method, also referred to as cross fitting, has recently gained attention (Chernozhukov et al., 2018).

Sample splitting (or cross fitting) can be adapted to various semiparametric problems (Zheng & van der Laan, 2011; van der Vaart, 2002; Kallus & Uehara, 2020; Kato et al., 2021; Viviano & Rudder, 2024). We can also consider several ways of sample splitting for our debiased estimator based on situations, including the properties of the original regression

estimator and conditional expected residual estimator. For our debiased estimator, for example, we propose a variation of sample splitting called triple cross fitting as a simple method. For simplicity, assume that n is a multiple of 3. Triple cross fitting divides the original dataset $\mathcal{D} = \{(\mathbf{X}_i, Y_i)\}_{i=1}^n$ randomly into three subsets $\mathcal{D}^{(\ell)} = \{(\widehat{\mathbf{X}}_j^{(\ell)}, Y_j^{(\ell)})\}_{j=1}^m$ for $\ell \in \{1, 2, 3\}$, each of size $m = n/3$. If the i -th observation (\mathbf{X}_i, Y_i) belongs to $\mathcal{D}^{(\ell)}$, we construct:

$$\left(Y_i - \widehat{f}_n^{(\ell)}(\mathbf{X}_i)\right) \widehat{w}_{n,\mathbf{x}}^{(\ell)}(\mathbf{X}_i) + \widehat{f}_n^{(\ell)}(\mathbf{x}),$$

where $\widehat{f}_n^{(\ell)}$ and $\widehat{w}_n^{(\ell)}$ are estimators constructed using the remaining datasets $\cup_{\ell' \neq \ell} \mathcal{D}^{(\ell')}$.

The motivation for proposing this approach is that h_0 depends on \widehat{f}_n , and we aim to analyze the convergence of \widehat{f}_n and \widehat{h}_n separately. However, we believe that in most cases, the standard cross fitting method proposed by Chernozhukov et al. (2018) suffices. However, triple cross fitting simplifies the theoretical analysis in our context.

2.2 Asymptotic Properties

In this section, we investigate the asymptotic properties of the debiased estimator with Nadaraya-Watson conditional expected residual estimation, defined as in (2); that is,

$$\widetilde{f}_n(\mathbf{x}) := \frac{1}{n} \sum_{i=1}^n \frac{(Y_i - \widehat{f}_n(\mathbf{X}_i)) K((\mathbf{X}_i - \mathbf{x})/h_n)}{\widehat{\zeta}_n(\mathbf{x})} + \widehat{f}_n(\mathbf{x}). \quad (3)$$

The \sqrt{n} -consistency and asymptotic normality of $\widetilde{f}_n(\mathbf{x})$ in (3) hold when \widehat{f}_n and \widehat{h}_n satisfy the following assumptions. The theorem is presented after the assumptions.

Assumption 2.2. *The estimators \widehat{f}_n and \widehat{h}_n (via $\widehat{w}_{n,\cdot}$) satisfy the following conditions:*

- Both \widehat{f}_n and $\frac{1}{\widehat{\zeta}_n(\mathbf{x})}$ are bounded.
- Both \widehat{f}_n and $\frac{1}{\widehat{\zeta}_n(\mathbf{x})}$ either satisfy the Donsker condition or are constructed using sample splitting.
- The estimators are consistent:

$$\left\| \widehat{f}_n(\mathbf{X}) - f_0(\mathbf{X}) \right\|_2 = o_p(1), \quad \left\| \widehat{\zeta}_n(\mathbf{x}) - \zeta_0(\mathbf{x}) \right\|_2 = o_p(1).$$

- There exists $\alpha > 0$ such that for each $\mathbf{x} \in \mathcal{X}$, the following holds:

$$\left\| \widehat{f}_n(\mathbf{X}) - f_0(\mathbf{X}) \right\|_2 \left\| \widehat{\zeta}_n(\mathbf{x}) - \zeta_0(\mathbf{x}) \right\|_2 = o_p(1/\sqrt{n}).$$

In this assumption, we mention sample splitting for estimating \widehat{f} and \widehat{h} . There are various possible implementations of sample splitting, and we do not specify a particular method here. However, in the proof, we focus on triple cross fitting defined in the previous subsection.

Theorem 2.3 (Asymptotic Normality). *Suppose Assumption 2.2 holds. Then, for each $\mathbf{x} \in \mathcal{X}$, the following holds:*

$$\sqrt{n} \left(\widetilde{f}_n(\mathbf{x}) - f_0(\mathbf{x}) \right) \xrightarrow{d} \mathcal{N}(0, \Omega(\mathbf{x})) \quad (n \rightarrow \infty),$$

where

$$\Omega(\mathbf{x}) := \frac{\sigma_0^2(\mathbf{x})}{\zeta_0(\mathbf{x})}.$$

This result implies not only asymptotic normality but also \sqrt{n} -consistency. While some nonparametric regression estimators are asymptotically normal, their convergence rates are slower than \sqrt{n} and depend on parameters of the unknown true function f_0 (Tsybakov, 2008). In contrast, our approach achieves \sqrt{n} -consistency, independent of such unknown parameters.

2.3 Double Robustness

Our proposed debiased estimator possesses the double robustness property: if either \widehat{f}_n or \widehat{h}_n is consistent, the resulting debiased estimator \widetilde{f}_n is also consistent.

Let f^\dagger and w^\dagger be two non-random functions such that $f^\dagger, w^\dagger: \mathcal{X} \rightarrow \mathbb{R}$. Using these functions, we redefine the debiased estimator as

$$\widetilde{f}_n^\dagger(\mathbf{x}) := \frac{1}{n} \sum_{i=1}^n w^\dagger(\mathbf{X}_i) (Y_i - f^\dagger(\mathbf{X}_i)) + f^\dagger(\mathbf{x}).$$

Here, if $f^\dagger = f_0$, then we have

$$\widetilde{f}_n^\dagger(\mathbf{x}) = \frac{1}{n} \sum_{i=1}^n w^\dagger(\mathbf{X}_i) (Y_i - f_0(\mathbf{X}_i)) + f_0(\mathbf{x}) = \frac{1}{n} \sum_{i=1}^n w^\dagger(\mathbf{X}_i) \varepsilon_i + f_0(\mathbf{x}).$$

Note that $\varepsilon_i = Y_i - f_0(\mathbf{X}_i)$ is a mean-zero error term independent of \mathbf{X}_i . Consequently, the sample average $\frac{1}{n} \sum_{i=1}^n w^\dagger(\mathbf{X}_i) \varepsilon_i$ converges in probability to zero. Therefore, $\widetilde{f}_n^\dagger(\mathbf{x}) \xrightarrow{P} f_0(\mathbf{x})$ as $n \rightarrow \infty$.

Similarly, suppose $w^\dagger = w_{0,\mathbf{x}}$, where $w_{0,\mathbf{x}}$ satisfies

$$\frac{1}{n} \sum_{i=1}^n w_{0,\mathbf{x}}(\mathbf{X}_i) (Y_i - f^\dagger(\mathbf{X}_i)) \xrightarrow{P} f_0(\mathbf{x}) - f^\dagger(\mathbf{x}) \quad (n \rightarrow \infty).$$

In this case, we have

$$\widetilde{f}_n^\dagger(\mathbf{x}) = \frac{1}{n} \sum_{i=1}^n w_{0,\mathbf{x}}(\mathbf{X}_i) (Y_i - f^\dagger(\mathbf{X}_i)) + f^\dagger(\mathbf{x}) \xrightarrow{P} f_0(\mathbf{x}) - f^\dagger(\mathbf{x}) + f^\dagger(\mathbf{x}) = f_0(\mathbf{x}).$$

These results establish the double robustness of the debiased estimator. The following theorem formally summarizes this property.

Theorem 2.4 (Consistency with Double Robustness). *If either \widehat{f}_n or \widehat{h}_n is consistent, then it holds that*

$$\widetilde{f}_n(\mathbf{x}) \xrightarrow{P} f_0(\mathbf{x}) \quad (n \rightarrow \infty).$$

3 Core Idea of the Debiased Estimator

This section presents the core idea behind the construction of the debiased estimator. The purpose of this section is solely to convey the basic concept of our proposed method. To achieve this, we explain the concept without mathematical rigor.

3.1 Bias-Correction Approach for the Plug-in Estimator

We consider the estimation of $f_0(\mathbf{x})$ for a point $\mathbf{x} \in \mathcal{X}$. Let $\Psi_{\mathbf{x}}: \mathcal{X} \times \mathcal{Y} \rightarrow \mathbb{R}$ be a measurable function such that $\mathbb{E}[\Psi_{\mathbf{x}}(\mathbf{X}, Y)] = 0$. We refer to $\Psi_{\mathbf{x}}$ as an influence function, which will be specified in the following subsection.

Using an influence function $\Psi_{\mathbf{x}}$, we can decompose $\widehat{f}_n(\mathbf{x}) - f_0(\mathbf{x})$ as

$$\widehat{f}_n(\mathbf{x}) - f_0(\mathbf{x}) = \frac{1}{n} \sum_{i=1}^n \Psi_{\mathbf{x}}(\mathbf{X}_i, Y_i) + B,$$

where the bias term B is given by

$$B := -\frac{1}{n} \sum_{i=1}^n \Psi_{\mathbf{x}}(\mathbf{X}_i, Y_i) + \widehat{f}_n(\mathbf{x}) - f_0(\mathbf{x}).$$

Our goal is to show that $B = o_p(1/\sqrt{n})$.

To analyze B , we further decompose it as:

$$B = -\overline{\Psi}_{\mathbf{x}}(\mathcal{D}) + \left(\overline{\Psi}_{\mathbf{x}}(\mathcal{D}) - \frac{1}{n} \sum_{i=1}^n \Psi_{\mathbf{x}}(\mathbf{X}_i, Y_i) - \mathbb{E}[\overline{\Psi}_{\mathbf{x}}(\mathcal{D})] + \mathbb{E}[\Psi_{\mathbf{x}}(\mathbf{X}, Y)] \right)$$

$$+ \mathbb{E} [\bar{\Psi}_{\mathbf{x}}(\mathcal{D})] + \hat{f}_n(\mathbf{x}) - f_0(\mathbf{x}),$$

where $\bar{\Psi}_{\mathbf{x}}(\mathcal{D})$ is an estimator of $\mathbb{E} [\Psi_{\mathbf{x}}(\mathbf{X}, Y)]$.

Suppose that we construct $\bar{\Psi}_{\mathbf{x}}(\mathcal{D})$ such that the following conditions hold

$$\mathbb{G} := \sqrt{n} \left(\bar{\Psi}_{\mathbf{x}}(\mathcal{D}) - \frac{1}{n} \sum_{i=1}^n \Psi_{\mathbf{x}}(\mathbf{X}_i, Y_i) - \mathbb{E} [\bar{\Psi}_{\mathbf{x}}(\mathcal{D})] + \mathbb{E} [\Psi_{\mathbf{x}}(\mathbf{X}, Y)] \right) = o_p(1),$$

$$R := \mathbb{E} [\bar{\Psi}_{\mathbf{x}}(\mathcal{D})] + \hat{f}_n(\mathbf{x}) - f_0(\mathbf{x}) = o_p(1/\sqrt{n}),$$

where \mathbb{G} is referred to as the empirical process term, and R is referred to as the second-order remainder term. To control the empirical process term, we assume the Donsker condition or use sample splitting, as mentioned in Assumption 2.2. Under these conditions, the remaining bias of \hat{f}_n is due to $-\bar{\Psi}_{\mathbf{x}}(\mathcal{D})$, referred to as the plug-in bias term.

By moving the plug-in bias term $\bar{\Psi}_{\mathbf{x}}(\mathcal{D})$ to the left-hand side, we can establish

$$\sqrt{n} \left(\hat{f}_n(\mathbf{x}) + \bar{\Psi}_{\mathbf{x}}(\mathcal{D}) - f_0(\mathbf{x}) \right) = \frac{1}{\sqrt{n}} \sum_{i=1}^n \Psi_{\mathbf{x}}(\mathbf{X}_i, Y_i) + \mathbb{G} + \sqrt{n}R \xrightarrow{d} \mathcal{N}(0, \mathbb{E} [\Psi_{\mathbf{x}}^2(\mathbf{X}, Y)]).$$

Our debiased estimator $\tilde{f}_n(\mathbf{x})$ corresponds to $\hat{f}_n(\mathbf{x}) + \bar{\Psi}_{\mathbf{x}}(\mathcal{D})$, where $\bar{\Psi}_{\mathbf{x}}(\mathcal{D})$ is replaced with $\hat{h}_n(\mathbf{x})$ in the proposed estimator. Estimators constructed using this bias-correction method are often referred to as one-step estimators, as the influence function can be interpreted as a gradient of the parameter of interest.

3.2 Efficient Influence Function

In the semiparametric theory, the efficient influence function plays an important role, which gives a lower bound for the asymptotic variance of RAL estimators and guides us how to construct estimators.

The efficient influence is given based on the parameter of interest and the underlying distributions. For the detailed definition of the efficient influence function, see page 363 in [van der Vaart \(1998\)](#). The parameter of interest is a functional of the joint distribution $P \in \mathcal{P}$ of (\mathbf{X}, Y) and denoted as $\phi(P)$. In our study, the parameter of interest $\phi(P_0)$ under the true distribution P_0 is the conditional mean $\phi(P_0) = \phi_{\mathbf{x}}(P_0) = \mathbb{E}[Y | \mathbf{X} = \mathbf{x}] = f_0(\mathbf{x})$.

In this section, we derive the efficient influence function for the parameter of interest $\phi(P_0) = f_0(\mathbf{x})$ as

$$\Psi_{\mathbf{x}}^{\text{eff}}(\mathbf{X}, Y) := \frac{(Y - f_0(\mathbf{X}))\delta(\mathbf{X} - \mathbf{x})}{\zeta_0(\mathbf{x})}.$$

Since the efficient influence function includes Dirac's delta function, it is not a function in the usual sense. Therefore, we refer to the efficient influence function as the efficient delta function. Note that our arguments are not rigorous since the efficient influence function cannot include the delta function as explain below. For more rigorous arguments, see [Ichimura & Newey \(2022\)](#) and [Kennedy \(2023\)](#).

Here, note that for $\Psi_{\mathbf{x}}^{\text{eff}}(\mathbf{X}, Y) = \frac{(Y - f_0(\mathbf{X}))\delta(\mathbf{X} - \mathbf{x})}{\zeta_0(\mathbf{x})}$, $\mathbb{E} [\Psi_{\mathbf{x}}^{\text{eff}}(\mathbf{X}, Y)] = \mathbb{E}[Y - f_0(\mathbf{X}) | \mathbf{X} = \mathbf{x}] = f_0(\mathbf{x}) - f_0(\mathbf{x}) = 0$ holds. Here, we present the proof. Our proof procedure is inspired by that in [Hahn \(1998\)](#), which derives the efficient influence function for average treatment effects.

We show the derivation below. Recall that (\mathbf{X}, Y) is generated from the joint distribution $P_0 \in \mathcal{P}$ whose density is given as $p_0(\mathbf{x}, y) = q_0(y | \mathbf{x})\zeta_0(\mathbf{x})$. Given a parameter space $\Theta \subset \mathbb{R}$, we consider a parametric submodel $\mathcal{P}_{\text{sub}} := \{P_{\theta} \in \mathcal{P} : \theta \in \Theta\}$ for \mathcal{P} ([Stein, 1956](#)), where $P_{\theta} \in \mathcal{P}_{\text{sub}}$ is the joint distribution of (\mathbf{X}, Y) with its density denoted as

$$p(\mathbf{x}, y; \theta) = q(y | \mathbf{x}; \theta)\zeta(\mathbf{x}; \theta).$$

We denote the parameter of interest under $P_{\theta} \in \mathcal{P}_{\text{sub}}$ as

$$\phi(P_{\theta}) = \psi(\theta) = \mathbb{E}_{\theta}[Y | \mathbf{X} = \mathbf{x}],$$

where \mathbb{E}_{θ} is expectation under P_{θ} .

To derive the efficient influence function, we first consider the tangent set of the model \mathcal{P} at P_0 , a collection of score functions defined for the parametric submodels. Note that the efficient influence function belongs to the tangent set. For our parametric submodels, we define the score function $S: \mathcal{X} \times \mathcal{Y} \rightarrow \mathbb{R}$ as follows:

$$S(\mathbf{X}, Y) := \frac{\partial}{\partial \theta} \log p(\mathbf{X}, Y; \theta) = \frac{\partial}{\partial \theta} \log q(Y | \mathbf{X}; \theta) + \frac{\partial}{\partial \theta} \log \zeta(\mathbf{X}; \theta) = t(Y | \mathbf{X}; \theta) + u(\mathbf{X}; \theta),$$

where we defined

$$t(Y | \mathbf{X}; \theta) := \frac{\partial}{\partial \theta} \log q(Y | \mathbf{X}; \theta) \quad \text{and} \quad u(\mathbf{X}; \theta) := \frac{\partial}{\partial \theta} \log \zeta(\mathbf{X}; \theta).$$

Then, the tangent set is defined as $\mathcal{T} := \{S(\mathbf{X}, y)\}$. Since the tangent set is a linear space, it is also called a tangent space.

Next, we consider the derivative of the parameter of interest $\psi(\theta)$ with respect to θ , which is given as

$$\frac{\partial}{\partial \theta} \psi(\theta) = \frac{\partial}{\partial \theta} \int y q(y | \mathbf{x}; \theta) dy = \int y t(y | \mathbf{x}; \theta) q(y | \mathbf{x}; \theta) dy. \quad (4)$$

Her, from the Riesz representer theorem, we have

$$\left. \frac{\partial \psi(\theta)}{\partial \theta} \right|_{\theta=\theta_0} = \mathbb{E} [\Psi_{\mathbf{x}}^{\text{eff}}(\mathbf{X}, Y) S(\mathbf{X}, Y)]. \quad (5)$$

From (4) and (5), the efficient influence function $\Psi_{\mathbf{x}}^{\text{eff}}(\mathbf{X}, Y)$ is chosen to satisfy

$$\frac{\partial}{\partial \theta} \psi(\theta) = \mathbb{E}_{\theta} [Y t(Y | \mathbf{X}; \theta) | \mathbf{X} = \mathbf{x}] = \mathbb{E} [\Psi_{\mathbf{x}}^{\text{eff}}(\mathbf{X}, Y) S(\mathbf{X}, Y)] \quad (6)$$

where $S(\mathbf{X}, Y)$ is also chosen corresponding to $\Psi_{\mathbf{x}}^{\text{eff}}(\mathbf{X}, Y)$.

Our last part of the proof is guess and verify. We guess that the efficient influence function and (efficient) score functions are given as

$$\Psi_{\mathbf{x}}^{\text{eff}}(\mathbf{X}, Y) := \frac{(Y - f_0(\mathbf{X}))\delta(\mathbf{X} - \mathbf{x})}{\zeta_0(\mathbf{x})} \quad \text{and} \quad S^{\text{eff}}(\mathbf{X}, Y) := \Psi_{\mathbf{x}}^{\text{eff}}(\mathbf{X}, Y) / \mathbb{E} [\Psi_{\mathbf{x}}^{\text{eff}}(\mathbf{X}, Y)^2],$$

where $t(Y | \mathbf{X}) := S^{\text{eff}}(\mathbf{X}, Y)$, and $u(\mathbf{X}) = 0$. Under these influence function and score function, (6) holds. Thus, the efficient influence function is given as $\Psi_{\mathbf{x}}^{\text{eff}}(\mathbf{X}, Y) := \frac{(Y - f_0(\mathbf{X}))\delta(\mathbf{X} - \mathbf{x})}{\zeta_0(\mathbf{x})}$, which is unique from the Riesz representer theorem.

However, a technical issue arises in this derivation: the Riesz representer theorem is defined within a Hilbert space, whereas the Dirac delta function does not belong to a Hilbert space. As a result, the efficient influence function becomes ill-defined. To resolve this, [Ichimura & Newey \(2022\)](#) derive influence functions by employing a kernel function instead of the Dirac delta function. In this study, we omit rigorous arguments for simplicity and to focus on explaining the core ideas of our approach. In the following subsection, based on the approach of [Ichimura & Newey \(2022\)](#), we explain how to avoid this issue intuitively.

Remark (Canonical gradient). *The efficient influence function is also referred to as the canonical gradient since it can be interpreted as a gradient for $\psi(\theta)$, as the efficient influence function is derived from $\left. \frac{\partial \psi(\theta)}{\partial \theta} \right|_{\theta=\theta_0} = \mathbb{E} [\Psi_{\mathbf{x}}^{\text{eff}}(\mathbf{X}, Y) S(\mathbf{X}, Y)]$. Our debiased estimator can be interpreted as one-step update of the original estimator \hat{f}_n along with the gradient $\Psi_{\mathbf{x}}^{\text{eff}}(\mathbf{X}, Y)$ ([Schuler & van der Laan, 2024](#)).*

Remark (Neyman orthogonality). *The efficient score function $S^{\text{eff}}(\mathbf{X}, Y) := \Psi_{\mathbf{x}}^{\text{eff}}(\mathbf{X}, Y) / \mathbb{E} [\Psi_{\mathbf{x}}^{\text{eff}}(\mathbf{X}, Y)^2]$ is also referred to as the Neyman orthogonal score since it is insensitive to the perturbation of nuisance parameters ([Chernozhukov et al., 2018](#)).*

3.3 Redefinition of Asymptotically Linear Estimators

Since our efficient influence function given with Dirac's delta function, the sample average $\frac{1}{n} \sum_{i=1}^n \Psi_{\mathbf{x}}^{\text{eff}}(\mathbf{X}_i, Y_i)$ is not well-defined, though the sample average plays an important role in arguments of the semiparametric efficiency, corresponding to the limit of asymptotically linear estimators. Therefore, we define the sample average of the influence function using an alternative function to the efficient delta influence function.

For the efficient delta influence function $\Psi_{\mathbf{x}}^{\text{eff}}(\mathbf{X}_i, Y_i)$, we define the corresponding alternative function as

$$\tilde{\Psi}_{\mathbf{x}}^{\text{eff}}(\mathbf{X}, Y) := \frac{(Y - f_0(\mathbf{X}))\xi_v(\mathbf{X} - \mathbf{x})}{\zeta_0(\mathbf{X})}, \quad \xi_v(\mathbf{X} - \mathbf{x}) := \frac{1}{\sqrt{2\pi v}} \exp\left(-\frac{(\mathbf{X} - \mathbf{x})^2}{wv}\right).$$

Here, $\xi_v(\mathbf{X} - \mathbf{x})$ works as an alternative of Dirac's delta function in the following sense:

$$\int_{-\infty}^{\infty} g(\mathbf{z})\xi_v(\mathbf{z} - \mathbf{x})d\mathbf{z} = g(\mathbf{x})$$

for some measurable function $g: \mathcal{X} \rightarrow \mathbb{R}$. We refer to $\tilde{\Psi}^{\text{eff}}$ as the efficient nascent influence function. Defining the influence function with such a nascent function is the same approach as that in [Ichimura & Newey \(2022\)](#). Since our arguments are not rigorous, for the details, see [Ichimura & Newey \(2022\)](#).

Using the efficient nascent influence function, we can decompose $\hat{f}_n(\mathbf{X}) - f_0(\mathbf{X})$ as

$$\hat{f}_n(\mathbf{x}) - f_0(\mathbf{x}) = \frac{1}{n} \sum_{i=1}^n \tilde{\Psi}_{\mathbf{x}}^{\text{eff}}(\mathbf{X}_i, Y) + \tilde{B},$$

where

$$\tilde{B} := -\frac{1}{n} \sum_{i=1}^n \tilde{\Psi}_{\mathbf{x}}^{\text{eff}}(\mathbf{X}_i, Y) + \hat{f}_n(\mathbf{x}) - f_0(\mathbf{x}).$$

Then, our goal is to show $\lim_{v \rightarrow 0} \lim_{n \rightarrow \infty} \sqrt{n}\tilde{B} = 0$. Here, we can decompose \tilde{B} as follows:

$$\begin{aligned} \tilde{B} = & -\bar{\Psi}_{\mathbf{x}}(\mathcal{D}) + \left(\bar{\Psi}_{\mathbf{x}}(\mathcal{D}) - \frac{1}{n} \sum_{i=1}^n \tilde{\Psi}_{\mathbf{x}}^{\text{eff}}(\mathbf{X}_i, Y) - \mathbb{E}[\bar{\Psi}_{\mathbf{x}}(\mathcal{D})] + \mathbb{E}[\Psi_{\mathbf{x}}(\mathbf{X}, Y)] \right) \\ & \underbrace{-\mathbb{E}[\Psi_{\mathbf{x}}(\mathbf{X}, Y)] + \mathbb{E}[\tilde{\Psi}_{\mathbf{x}}^{\text{eff}}(\mathbf{X}, Y)]}_{\rightarrow 0 \text{ as } v \rightarrow 0} + \mathbb{E}[\bar{\Psi}_{\mathbf{x}}(\mathcal{D})] + \hat{f}_n(\mathbf{x}) - f_0(\mathbf{x}). \end{aligned}$$

By taking $n \rightarrow \infty$ and then $v \rightarrow 0$, we can show $\sqrt{n}\tilde{B} \xrightarrow{P} 0$.

As well as the standard arguments in semiparametric theory, we can show that $\hat{f}_n(\mathbf{X})$ is a RAL estimator such that for any ϵ and any $d > 0$, there exists $V(\epsilon) > 0$ such that for all $0 < v < V(\epsilon)$, it holds that for any ϵ' , there exists $N(\epsilon', v) > 0$ such that for all $n > N(\epsilon', v)$, it holds that

$$\mathbb{P} \left(\left| \sqrt{n} \left(\hat{f}_n(\mathbf{x}) - f_0(\mathbf{x}) \right) - \frac{1}{\sqrt{n}} \sum_{i=1}^n \tilde{\Psi}_{\mathbf{x}}^{\text{eff}}(\mathbf{X}_i, Y) \right| > \epsilon + \epsilon' \right) \leq d.$$

If we express this result in a different way, it can be written as

$$\lim_{v \rightarrow 0} \text{plim}_{n \rightarrow \infty} \sqrt{n} \left(\hat{f}_n(\mathbf{x}) - f_0(\mathbf{x}) \right) - \frac{1}{\sqrt{n}} \sum_{i=1}^n \tilde{\Psi}_{\mathbf{x}}^{\text{eff}}(\mathbf{X}_i, Y) = 0.$$

Thus, $\hat{f}_n(\mathbf{x})$ is a RAL estimator with the nascent influence function $\tilde{\Psi}^{\text{eff}}$, whose semiparametric efficiency bound is given as

$$\lim_{v \rightarrow 0} \mathbb{E} \left[\tilde{\Psi}_{\mathbf{x}}^{\text{eff}}(\mathbf{X}, Y)^2 \right] = \mathbb{E} \left[\Psi_{\mathbf{x}}^{\text{eff}}(\mathbf{X}, Y)^2 \right] = \mathbb{E} \left[\frac{(Y - f_0(\mathbf{X})) \delta(\mathbf{X} - \mathbf{x})}{\zeta_0(\mathbf{x})^2} \right] = \frac{\sigma_0^2(\mathbf{x})}{\zeta_0(\mathbf{x})}.$$

4 Semiparametric Efficiency

The asymptotic variance of RAL estimators is lower bounded by the variance of the efficient influence function. As discussed in [Section 3](#), the variance of the efficient delta influence function is given by:

$$\mathbb{E} \left[\Psi_{\mathbf{x}}^{\text{eff}}(\mathbf{X}, Y)^2 \right] = \mathbb{E} \left[\frac{(Y - f_0(\mathbf{X})) \delta(\mathbf{X} - \mathbf{x})}{\zeta_0(\mathbf{x})^2} \right] = \frac{\sigma_0^2(\mathbf{x})}{\zeta_0(\mathbf{x})}.$$

As stated in [Theorem 2.3](#), the asymptotic variance of the debiased estimator $\tilde{f}_n(\mathbf{x})$ is also given by:

$$\Omega(\mathbf{x}) = \frac{\sigma_0^2(\mathbf{x})}{\zeta_0(\mathbf{x})}.$$

Table 1: Empirical MSEs between the estimator and the true $f_0(x)$

Sample size (n)	$x = -2$		$x = -1$		$x = 0$		$x = 1$		$x = 2$	
	Debiased	NW	Debiased	NW	Debiased	NW	Debiased	NW	Debiased	NW
100	0.15387	0.21439	0.03099	0.05095	0.01798	0.02845	0.00816	0.01225	0.00437	0.00677
500	0.06525	0.10454	0.01592	0.02814	0.00855	0.01428	0.00467	0.00735	0.00226	0.00336
1000	0.04182	0.06289	0.00998	0.01576	0.00586	0.00811	0.00298	0.00389	0.00156	0.00200
2500	0.03346	0.03628	0.00934	0.01000	0.00528	0.00577	0.00268	0.00283	0.00135	0.00140

Thus, the proposed debiased estimator $\tilde{f}_n(\mathbf{x})$ achieves semiparametric efficiency.

It is important to note that Theorem 2.3 and the semiparametric efficiency of the debiased estimator do not contradict the minimax (rate) lower bounds in nonparametric regression (Stone, 1977, 1982). Minimax lower bounds provide the theoretically best convergence rate under the worst-case scenario among distributions $P \in \mathcal{P}$. In contrast, the semiparametric efficiency bound focuses on optimality under local perturbations from the true distribution P_0 . Therefore, the minimax lower bound does not necessarily preclude the existence of \sqrt{n} -consistent estimators for conditional mean estimation.

In summary, the semiparametric efficiency of our debiased estimator is consistent with the minimax theory, and the proposed method offers a \sqrt{n} -consistent estimator without violating the established minimax lower bounds.

5 Simulation Studies

We evaluate the effectiveness of our proposed approach through simulation studies. For simplicity, we consider one-dimensional covariates, denoted by X_i . The data (X_i, Y_i) is generated as follows:

$$Z_i \sim \mathcal{N}(1, \sqrt{2}), \quad X_i = \begin{cases} 5 & \text{if } Z_i > 5, \\ Z_i & \text{if } -5 < Z_i < 5, \\ -5 & \text{if } Z_i < -5, \end{cases} \quad Y_i \sim \mathcal{N}(f_0(X_i), 1),$$

where the true regression function is defined as

$$f_0(X_i) = 1 - X_i + 0.5X_i^2 - 0.1X_i^3.$$

We aim to estimate $f_0(x)$ at the points $x = -2, -1, 0, 1, 2$, where the true values are

$$f_0(-2) = 5.8, \quad f_0(-1) = 2.6, \quad f_0(0) = 1.0, \quad f_0(1) = 0.4, \quad f_0(2) = 0.2.$$

We use the Nadaraya-Watson (NW) regression with a Gaussian kernel to estimate $f_0(x)$, with the bandwidth selected via cross validation. Let the NW estimator be denoted by \hat{f}_n . Using our proposed method, we debias \hat{f}_n to obtain the debiased estimator \tilde{f}_n . In constructing \tilde{f}_n , we apply the NW regression to the residuals $\{Y_i - \hat{f}_n(X_i)\}_{i=1}^n$. Note that sample splitting is not applied in these experiments.

We conduct simulations for various sample sizes, $n = 100, 500, 1000, 2500$, performing 10,000 trials for each setting. Table 1 presents the empirical mean squared errors (MSEs). Figures 3 and 4 show the empirical distributions of $\sqrt{n}(\tilde{f}_n(\mathbf{x}) - f_0(\mathbf{x}))$ (proposed debiased estimator) and $\sqrt{n}(\hat{f}_n(\mathbf{x}) - f_0(\mathbf{x}))$ (NW estimator). The empirical distributions are estimated using kernel density estimation based on the results from 10,000 trials.

As shown in Table 1, the MSEs for the debiased estimator are consistently smaller than those for the NW estimator across almost all cases, indicating that our debiased estimator effectively reduces estimation error by correcting the bias. Figures 3 and 4 further demonstrate that the debiased estimator is unbiased (centered around 0) and asymptotically follows a normal distribution. In contrast, the NW estimator exhibits bias (not centered around 0), as it does not converge at a \sqrt{n} -rate and fails to follow an asymptotic distribution at this rate.

6 Conclusion

We proposed a debiased estimator for regression that achieves \sqrt{n} -consistency and asymptotic normality, overcoming the limitations of traditional nonparametric methods. Our approach corrects bias using the conditional expected residuals and attains semiparametric efficiency with an asymptotic variance matching the efficiency bound.

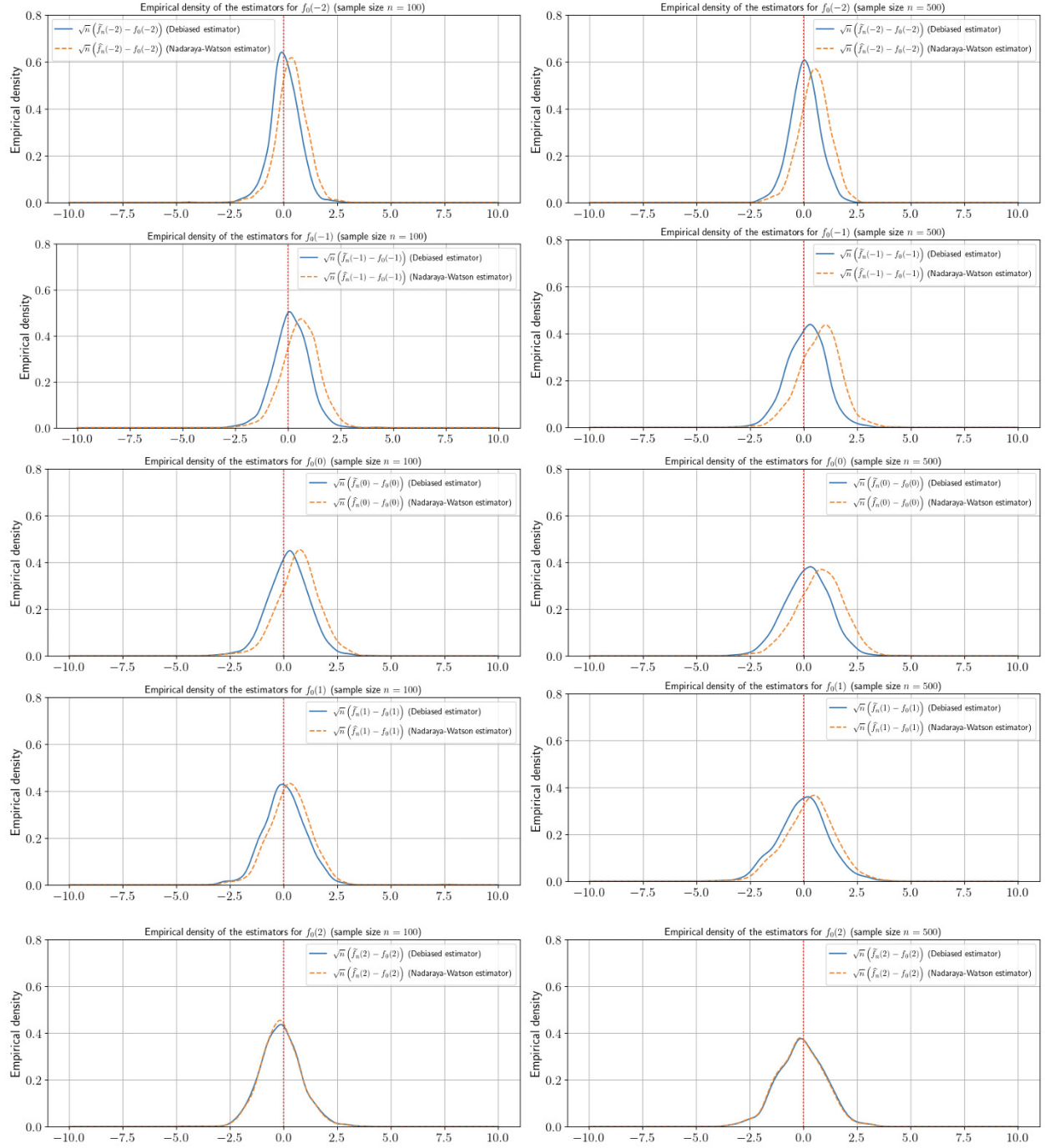


Figure 3: The empirical distributions of $\sqrt{n}(\tilde{f}_n(\mathbf{x}) - f_0(\mathbf{x}))$ (proposed debiased estimator) and $\sqrt{n}(\hat{f}_n(\mathbf{x}) - f_0(\mathbf{x}))$ (original estimator) are shown. The left figures present results for $n = 100$, while the right figures correspond to $n = 500$.

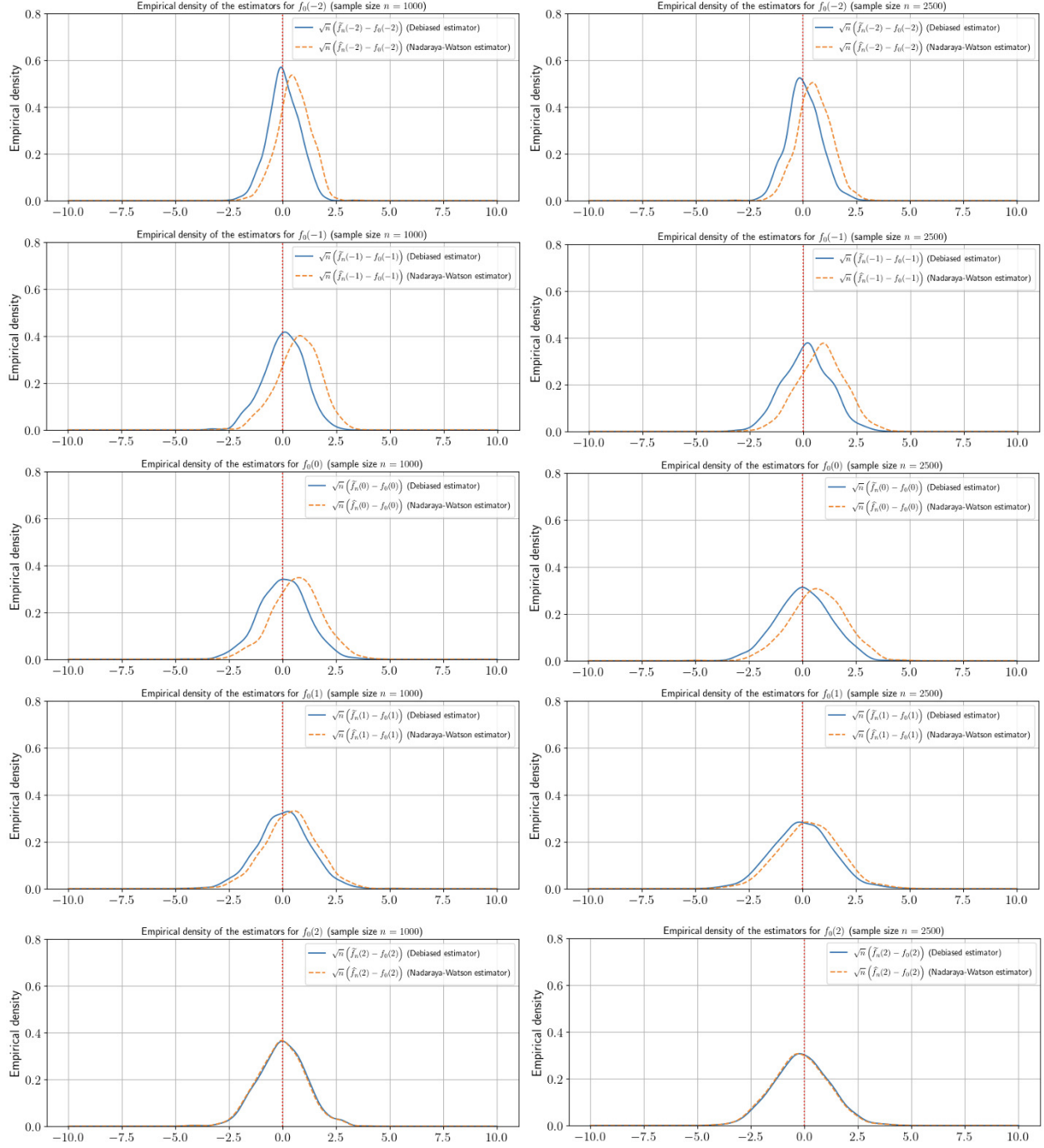


Figure 4: The empirical distributions of $\sqrt{n}(\tilde{f}_n(\mathbf{x}) - f_0(\mathbf{x}))$ (proposed debiased estimator) and $\sqrt{n}(\hat{f}_n(\mathbf{x}) - f_0(\mathbf{x}))$ (original estimator) are shown. The left figures present results for $n = 1000$, while the right figures correspond to $n = 2500$.

Simulation studies confirmed that the debiased estimator reduces estimation error and aligns with the normal distribution, outperforming the Nadaraya-Watson estimator. These results demonstrate the practical and theoretical advantages of the method, including its ability to construct valid confidence intervals.

7 Proof of the Asymptotic Normality

This section provides the proof of Theorem 2.3, which states

$$\sqrt{n} \left(\tilde{f}_n(\mathbf{x}) - f_0(\mathbf{x}) \right).$$

Here, recall that for each \mathbf{x} , we defined our debiased estimator as

$$\tilde{f}_n(\mathbf{x}) := \hat{h}_n(\mathbf{x}) + \hat{f}_n(\mathbf{x}).$$

Our proof starts from the following decomposition of $\sqrt{n} \left(\tilde{f}_n(\mathbf{x}) - f_0(\mathbf{x}) \right)$:

$$\begin{aligned} \sqrt{n} \left(\tilde{f}_n(\mathbf{x}) - f_0(\mathbf{x}) \right) &= \sqrt{n} \left(\hat{h}_n(\mathbf{x}) + \hat{f}_n(\mathbf{x}) - f_0(\mathbf{x}) \right) \\ &= \frac{1}{\sqrt{n}} \sum_{i=1}^n \left(W_{n,i}(\mathbf{x}) \left(Y_i - \hat{f}_n(\mathbf{X}_i) \right) + \hat{f}_n(\mathbf{x}) - f_0(\mathbf{x}) \right) \\ &= \frac{1}{\sqrt{n}} \sum_{i=1}^n \left(\frac{(Y_i - f_0(\mathbf{X}_i)) \xi_v(\mathbf{X}_i - \mathbf{x})}{\zeta_0(\mathbf{x})} + \hat{f}_n(\mathbf{x}) - f_0(\mathbf{x}) \right) \\ &= \frac{1}{\sqrt{n}} \sum_{i=1}^n \left(W_{n,i}(\mathbf{x}) \left(Y_i - \hat{f}_n(\mathbf{X}_i) \right) + \hat{f}_n(\mathbf{x}) - f_0(\mathbf{x}) \right) \\ &= \frac{1}{\sqrt{n}} \sum_{i=1}^n \left(\frac{(Y_i - f_0(\mathbf{X}_i)) \xi_v(\mathbf{X}_i - \mathbf{x})}{\zeta_0(\mathbf{x})} + \hat{f}_n(\mathbf{x}) - f_0(\mathbf{x}) \right) \\ &\quad - \frac{1}{\sqrt{n}} \sum_{i=1}^n \left(\frac{(Y_i - f_0(\mathbf{X}_i)) \xi_v(\mathbf{X}_i - \mathbf{x})}{\zeta_0(\mathbf{x})} + \hat{f}_n(\mathbf{x}) - f_0(\mathbf{x}) \right) \\ &\quad + \frac{1}{\sqrt{n}} \sum_{i=1}^n \left(\left(Y_i - \hat{f}_n(\mathbf{X}_i) \right) W_{n,i}(\mathbf{x}) + \hat{f}_n(\mathbf{x}) - f_0(\mathbf{x}) \right), \end{aligned}$$

where recall that

$$\tilde{\Psi}_{\mathbf{x}}^{\text{eff}}(\mathbf{X}, Y_i) = \frac{(Y - f_0(\mathbf{X})) \xi_v(\mathbf{X} - \mathbf{x})}{\zeta_0(\mathbf{x})}$$

is the nascent influence.

If it holds that for any $\epsilon > 0$

$$\begin{aligned} \lim_{v \rightarrow 0} \text{plim}_{n \rightarrow \infty} - \frac{1}{\sqrt{n}} \sum_{i=1}^n \left(\frac{(Y_i - f_0(\mathbf{X}_i)) \xi_v(\mathbf{X}_i - \mathbf{x})}{\zeta_0(\mathbf{x})} + \hat{f}_n(\mathbf{x}) - f_0(\mathbf{x}) \right) \\ + \frac{1}{\sqrt{n}} \sum_{i=1}^n \left(\left(Y_i - \hat{f}_n(\mathbf{X}_i) \right) W_{n,i}(\mathbf{x}) + \hat{f}_n(\mathbf{x}) - f_0(\mathbf{x}) \right) = 0, \end{aligned} \quad (7)$$

then from the central limit theorem, we have

$$\lim_{v \rightarrow 0} \lim_{n \rightarrow \infty} \sup_{z \in \mathbb{R}} \left| \mathbb{P} \left(\sqrt{n} \left(\tilde{f}_n(\mathbf{x}) - f_0(\mathbf{x}) \right) \leq z \right) - \Phi \left(z / \sqrt{\omega^{\text{DR}}} \right) \right| = 0,$$

where $\Phi(\cdot)$ is the cumulative distribution of the standard normal distribution. We denote this as

$$\sqrt{n} \left(\tilde{f}_n(\mathbf{x}) - f_0(\mathbf{x}) \right) \xrightarrow{d} \mathcal{N}(0, \Omega(\mathbf{x})) \quad (n \rightarrow \infty),$$

noting that ξ_v is merely a technical term used in the proof, and v is irrelevant to the actual estimation process.

Therefore, the goal of this proof is to show (7).

7.1 Decomposition into Empirical and Second-order Remainder Terms

Given $f, w: \mathcal{X} \rightarrow \mathbb{R}$, let us introduce

$$\phi(\mathbf{X}, Y; f, w) = (Y - f(\mathbf{X}))w(\mathbf{X}) + f(\mathbf{x}) - f_0(\mathbf{x}).$$

We also define

$$w_{0,\mathbf{x},v}(\mathbf{X}) := \frac{\xi_v(\mathbf{X} - \mathbf{x})}{\zeta_0(\mathbf{x})}$$

Then, we can write the left-hand side of (7) as follows:

$$\begin{aligned} & \frac{1}{\sqrt{n}} \sum_{i=1}^n \left((Y_i - f_0(\mathbf{X}_i))w_{0,\mathbf{x},v}(\mathbf{X}_i) + \hat{f}_n(\mathbf{x}) - f_0(\mathbf{x}) \right) - \frac{1}{\sqrt{n}} \sum_{i=1}^n \left((Y_i - \hat{f}_n(\mathbf{X}_i))w_{n,i}(\mathbf{x}) + \hat{f}_n(\mathbf{x}) - f_0(\mathbf{x}) \right) \\ &= \frac{1}{\sqrt{n}} \sum_{i=1}^n \left(\phi(\mathbf{X}_i, Y_i; \hat{f}_n, \hat{w}_n) - \phi(\mathbf{X}_i, Y_i; f_0, w_{0,v,\mathbf{x}}) \right) \\ &= \frac{1}{\sqrt{n}} \sum_{i=1}^n \left(\phi(\mathbf{X}_i, Y_i; \hat{f}_n, \hat{w}_n) - \phi(\mathbf{X}_i, Y_i; f_0, w_{0,v,\mathbf{x}}) \right) - \sqrt{n}\mathbb{E} \left[\phi(\mathbf{X}, Y; \hat{f}_n, \hat{w}_n) - \phi(\mathbf{X}, Y; f_0, w_{0,v,\mathbf{x}}) \mid \hat{f}_n, \hat{w}_n \right] \\ & \quad + \sqrt{n}\mathbb{E} \left[\phi(\mathbf{X}, Y; \hat{f}_n, \hat{w}_n) - \phi(\mathbf{X}, Y; f_0, w_{0,v,\mathbf{x}}) \mid \hat{f}_n, \hat{w}_n \right]. \end{aligned}$$

Here, we define

$$\begin{aligned} & \mathbb{G} \left(\phi(\mathbf{X}, Y; \hat{f}_n, \hat{w}_n) - \phi(\mathbf{X}, Y; f_0, w_{0,v,\mathbf{x}}) \right) \\ &= \frac{1}{\sqrt{n}} \sum_{i=1}^n \left(\phi(\mathbf{X}_i, Y_i; \hat{f}_n, \hat{w}_n) - \phi(\mathbf{X}_i, Y_i; f_0, w_{0,v,\mathbf{x}}) \right) - \sqrt{n}\mathbb{E} \left[\phi(\mathbf{X}, Y; \hat{f}_n, \hat{w}_n) - \phi(\mathbf{X}, Y; f_0, w_{0,v,\mathbf{x}}) \mid \hat{f}_n, \hat{w}_n \right]. \end{aligned}$$

The term $\mathbb{G} \left(\phi(\mathbf{X}, Y; \hat{f}_n, \hat{w}_n) - \phi(\mathbf{X}, Y; f_0, w_{0,v,\mathbf{x}}) \right)$ and $\sqrt{n}\mathbb{E} \left[\phi(\mathbf{X}, Y; \hat{f}_n, \hat{w}_n) - \phi(\mathbf{X}, Y; f_0, w_{0,v,\mathbf{x}}) \mid \hat{f}_n, \hat{w}_n \right]$ are referred to as the empirical process and second-order remainder terms, respectively.

In the following two subsections, we separately show that

$$\mathbb{G} \left(\phi(\mathbf{X}, Y; \hat{f}_n, \hat{w}_n) - \phi(\mathbf{X}, Y; f_0, w_{0,v,\mathbf{x}}) \right) = o_p(1), \quad (8)$$

$$\sqrt{n}\mathbb{E} \left[\phi(\mathbf{X}, Y; \hat{f}_n, \hat{w}_n) - \phi(\mathbf{X}, Y; f_0, w_{0,v,\mathbf{x}}) \mid \hat{f}_n, \hat{w}_n \right] = o_p(1). \quad (9)$$

when taking $n \rightarrow \infty$ and $v \rightarrow \infty$. Since (8) and (9) holds from the results in Sections 7.2 and 7.3, (7) holds, which implies that Theorem 2.3 holds.

7.2 Convergence of the Empirical Process Term (Proof of (8))

In this subsection, we bound the empirical process term. There are two ways to bound the empirical process term: assuming the Donsker condition or applying sample splitting.

(a) Donsker condition If the Donsker condition is satisfied in both estimators \hat{f}_n and $\hat{w}_{n,\mathbf{x}}$, then (8) holds.

(b) Sample splitting When the Donsker condition is not satisfied, the empirical process term can still be controlled using sample splitting. To simplify the proof, we apply triple sample splitting, as defined in Section 2, without loss of generality. Under triple cross splitting, the dataset $\mathcal{D} = \{(\mathbf{X}_i, Y_i)\}_{i=1}^n$ is randomly divided into three subsets $\mathcal{D}^{(\ell)} = \{(\tilde{\mathbf{X}}_j^{(\ell)}, \tilde{Y}_j^{(\ell)})\}_{j=1}^m$ for $\ell \in \{1, 2, 3\}$, where $m = n/3$. For simplicity, we assume m is an integer.

For each ℓ , estimators \hat{f}_n and \hat{w}_n are constructed using the other two subsets, $\cup_{\ell' \neq \ell} \mathcal{D}^{(\ell')}$. These estimators are then used to compute $\phi(\tilde{\mathbf{X}}_j^{(\ell)}, \tilde{Y}_j^{(\ell)}; \hat{f}_n, \hat{w}_n)$, ensuring that the empirical process is controlled effectively even in the absence of the Donsker condition.

For each $\ell \in \{1, 2, 3\}$, we define the following empirical process:

$$\begin{aligned} & \mathbb{G}^{(\ell)}\left(\phi\left(\mathbf{X}, Y; \hat{f}_n, \hat{w}_n\right) - \phi\left(\mathbf{X}, Y; f_0, w_{0,v,\mathbf{x}}\right)\right) \\ &= \frac{\sqrt{m}}{\sqrt{n}} \frac{1}{\sqrt{m}} \sum_{j=1}^m \left(\phi\left(\tilde{\mathbf{X}}_j^{(\ell)}, \tilde{Y}_j^{(\ell)}; \hat{f}_n, \hat{w}_n\right) - \phi\left(\tilde{\mathbf{X}}_j^{(\ell)}, \tilde{Y}_j^{(\ell)}; f_0, w_{0,v,\mathbf{x}}\right)\right) \\ &\quad - \frac{\sqrt{n}}{3\sqrt{m}} \sqrt{m} \mathbb{E}\left[\phi\left(\mathbf{X}, Y; \hat{f}_n, \hat{w}_n\right) - \phi\left(\mathbf{X}, Y; f_0, w_{0,v,\mathbf{x}}\right) \mid \hat{f}_n, \hat{w}_n, \mathbf{x}\right] \\ &= \frac{1}{\sqrt{3m}} \sum_{j=1}^m \left(\phi\left(\tilde{\mathbf{X}}_j^{(\ell)}, \tilde{Y}_j^{(\ell)}; \hat{f}_n, \hat{w}_n\right) - \phi\left(\tilde{\mathbf{X}}_j^{(\ell)}, \tilde{Y}_j^{(\ell)}; f_0, w_{0,v,\mathbf{x}}\right)\right) \\ &\quad - \frac{\sqrt{m}}{\sqrt{3}} \mathbb{E}\left[\phi\left(\mathbf{X}, Y; \hat{f}_n, \hat{w}_n\right) - \phi\left(\mathbf{X}, Y; f_0, w_{0,v,\mathbf{x}}\right) \mid \hat{f}_n, \hat{w}_n, \mathbf{x}\right]. \end{aligned}$$

Then, we aim to show

$$\mathbb{G}^{(\ell)}\left(\phi\left(\mathbf{X}, Y; \hat{f}_n, \hat{w}_n\right) - \phi\left(\mathbf{X}, Y; f_0, w_{0,v,\mathbf{x}}\right)\right) = o_p(1),$$

for each $\ell \in \{1, 2, 3\}$, which implies

$$\begin{aligned} \mathbb{G}\left(\phi(d, Y, W, Z; f_0, r_0) - \phi(d, Y, W, Z; \hat{f}_n, \hat{w}_n, \mathbf{x})\right) &= \sum_{\ell=1}^3 \mathbb{G}^{(\ell)}\left(\phi\left(\mathbf{X}, Y; \hat{f}_n, \hat{w}_n\right) - \phi\left(\mathbf{X}, Y; f_0, w_{0,v,\mathbf{x}}\right)\right) \\ &= o_p(1). \end{aligned}$$

The definition of $\mathbb{G}^{(\ell)}\left(\phi\left(\mathbf{X}, Y; \hat{f}_n, \hat{w}_n\right) - \phi\left(\mathbf{X}, Y; f_0, w_{0,v,\mathbf{x}}\right)\right) = o_p(1)$ is that for any $\varepsilon > 0$,

$$\lim_{n \rightarrow \infty} \Pr\left(\left|\mathbb{G}^{(\ell)}\left(\phi\left(\mathbf{X}, Y; \hat{f}_n, \hat{w}_n\right) - \phi\left(\mathbf{X}, Y; f_0, w_{0,v,\mathbf{x}}\right)\right)\right| > \varepsilon\right) = 0$$

holds. Here, to show this inequality, from the dominated convergence theorem, it is enough to show that for any $\varepsilon > 0$,

$$\lim_{n \rightarrow \infty} \Pr\left(\left|\mathbb{G}^{(\ell)}\left(\phi\left(\mathbf{X}, Y; \hat{f}_n, \hat{w}_n\right) - \phi\left(\mathbf{X}, Y; f_0, w_{0,v,\mathbf{x}}\right)\right)\right| > \varepsilon \mid \cup_{\ell' \neq \ell} \mathcal{D}^{(\ell')}\right) = 0 \quad (10)$$

holds.

We consider showing (10). From the Chebychev's inequality, if the conditional variance

$$\text{Var}\left(\mathbb{G}^{(\ell)}\left(\phi\left(\mathbf{X}, Y; \hat{f}_n, \hat{w}_n\right) - \phi\left(\mathbf{X}, Y; f_0, w_{0,v,\mathbf{x}}\right)\right)\right)$$

converges in probability to zero as $n \rightarrow \infty$, then (10) holds.

Here, we have

$$\text{Var}\left(\mathbb{G}^{(\ell)}\left(\phi\left(\mathbf{X}, Y; \hat{f}_n, \hat{w}_n\right) - \phi\left(\mathbf{X}, Y; f_0, w_{0,v,\mathbf{x}}\right)\right)\right) \quad (11)$$

$$= \mathbb{E}\left[\left(\mathbb{G}^{(\ell)}\left(\phi\left(\mathbf{X}, Y; \hat{f}_n, \hat{w}_n\right) - \phi\left(\mathbf{X}, Y; f_0, w_{0,v,\mathbf{x}}\right)\right)\right)^2 \mid \cup_{\ell' \neq \ell} \mathcal{D}^{(\ell')}\right] \quad (12)$$

$$- \left(\mathbb{E}\left[\mathbb{G}^{(\ell)}\left(\phi\left(\mathbf{X}, Y; \hat{f}_n, \hat{w}_n\right) - \phi\left(\mathbf{X}, Y; f_0, w_{0,v,\mathbf{x}}\right)\right) \mid \cup_{\ell' \neq \ell} \mathcal{D}^{(\ell')}\right]\right)^2. \quad (13)$$

By the definition of the empirical process, the conditional mean

$$\mathbb{E}\left[\mathbb{G}^{(\ell)}\left(\phi\left(\mathbf{X}, Y; \hat{f}_n, \hat{w}_n\right) - \phi\left(\mathbf{X}, Y; f_0, w_{0,v,\mathbf{x}}\right)\right) \mid \cup_{\ell' \neq \ell} \mathcal{D}^{(\ell')}\right]$$

is zero. This means that if

$$\mathbb{E}\left[\left(\mathbb{G}^{(\ell)}\left(\phi\left(\mathbf{X}, Y; \hat{f}_n, \hat{w}_n\right) - \phi\left(\mathbf{X}, Y; f_0, w_{0,v,\mathbf{x}}\right)\right)\right)^2 \mid \cup_{\ell' \neq \ell} \mathcal{D}^{(\ell')}\right] = o_p(1)$$

holds, then the conditional variance converges in probability to zero. Therefore, we only have to show

$\text{Var}\left(\mathbb{G}_n^{(a)}\left(\phi(d, Y, W, Z; f_0, r_0) - \phi(d, Y, W, Z; \hat{f}_n, \hat{w}_n, \mathbf{x})\right) \mid \mathcal{D}^{(b)}\right) = o_p(1)$. Here, we have

$$\mathbb{E}\left[\left(\frac{1}{\sqrt{3m}} \sum_{j=1}^m \left(\phi\left(\tilde{\mathbf{X}}_j^{(\ell)}, \tilde{Y}_j^{(\ell)}; \hat{f}_n, \hat{w}_n\right) - \phi\left(\tilde{\mathbf{X}}_j^{(\ell)}, \tilde{Y}_j^{(\ell)}; f_0, w_{0,v,\mathbf{x}}\right)\right)\right)^2\right]$$

$$\begin{aligned}
& - \mathbb{E} \left[\left(\phi(\mathbf{X}, Y; \hat{f}_n, \hat{w}_n) - \phi(\mathbf{X}, Y; f_0, w_{0,v,\mathbf{x}}) \mid \hat{f}_n, \hat{w}_{n,\mathbf{x}} \right) \right]^2 \Big| \cup_{\ell' \neq \ell} \mathcal{D}^{(\ell')} \Big] \\
& = \frac{1}{3} \mathbb{E} \left[\left(\left(\phi(\mathbf{X}, Y; \hat{f}_n, \hat{w}_n) - \phi(\mathbf{X}, Y; f_0, w_{0,v,\mathbf{x}}) \right) \right. \right. \\
& \quad \left. \left. - \mathbb{E} \left[\phi(\mathbf{X}, Y; \hat{f}_n, \hat{w}_n) - \phi(\mathbf{X}, Y; f_0, w_{0,v,\mathbf{x}}) \mid \hat{f}_n, \hat{w}_{n,\mathbf{x}} \right] \right) \right]^2 \Big| \cup_{\ell' \neq \ell} \mathcal{D}^{(\ell')} \Big],
\end{aligned}$$

since each element j is an independent random variable with zero conditional mean.

From Assumption 2.2, we have

$$\mathbb{E} \left[\phi(\mathbf{X}, Y; \hat{f}_n, \hat{w}_n) - \phi(\mathbf{X}, Y; f_0, w_{0,v,\text{mid}\hat{f}_n, \hat{w}_{n,\mathbf{x}}}) \right] \quad (14)$$

$$= \mathbb{E} \left[\left((Y - \hat{f}_n(\mathbf{X})) \hat{w}_{n,\mathbf{x}}(\mathbf{X}) + \hat{f}_n(\mathbf{x}) - \left((Y - f_0(\mathbf{X})) w_{0,\mathbf{x},v}(\mathbf{X}) + f_0(\mathbf{x}) \right) \mid \hat{f}_n, \hat{w}_{n,\mathbf{x}} \right) \right] \quad (15)$$

$$\xrightarrow{P} \mathbb{E} \left[(Y - f_0(\mathbf{X})) \mid \mathbf{X} = \mathbf{x} \right] + f_0(\mathbf{x}) - \mathbb{E} \left[(Y - f_0(\mathbf{X})) w_{0,\mathbf{x},v}(\mathbf{X}) + f_0(\mathbf{x}) \mid \hat{f}_n, \hat{w}_{n,\mathbf{x}} \right] \quad (n \rightarrow \infty) \quad (16)$$

$$= \mathbb{E} \left[(Y - f_0(\mathbf{X})) w_{0,\mathbf{x},v}(\mathbf{X}) \mid \hat{f}_n, \hat{w}_{n,\mathbf{x}} \right]. \quad (17)$$

Finally, as $v \rightarrow 0$, $\mathbb{E} \left[(Y - f_0(\mathbf{X})) w_{0,\mathbf{x},v}(\mathbf{X}) \mid \hat{f}_n, \hat{w}_{n,\mathbf{x}} \right] \rightarrow 0$. Therefore, we have

$$\lim_{v \rightarrow 0} \lim_{n \rightarrow \infty} \Pr \left(\left| \mathbb{G}^{(\ell)} \left(\phi(\mathbf{X}, Y; \hat{f}_n, \hat{w}_n) - \phi(\mathbf{X}, Y; f_0, w_{0,v,\mathbf{x}}) \right) \right| > \varepsilon \right) = 0$$

from the dominated convergence theorem.

7.3 Convergence of the Second-order Remainder Term (Proof of (9))

Let us define $w_{0,\mathbf{x}}(\mathbf{X}) := \frac{\delta(\mathbf{X}-\mathbf{x})}{\zeta_0(\mathbf{x})}$. Then, we decompose and bound the second-order remainder term as

$$\begin{aligned}
& \left| \mathbb{E} \left[\phi(X, Y; f_0, w_{0,\mathbf{x},v}) - \phi(X, Y; \hat{f}_n, \hat{w}_{n,\mathbf{x}}) \mid \hat{f}_n, \hat{w}_{n,\mathbf{x}} \right] \right| \\
& = \left| \mathbb{E} \left[\phi(X, Y; f_0, w_{0,\mathbf{x}}) - \phi(X, Y; f_0, w_{0,\mathbf{x}}) + \phi(X, Y; f_0, w_{0,\mathbf{x},v}) - \phi(X, Y; \hat{f}_n, \hat{w}_{n,\mathbf{x}}) \mid \hat{f}_n, \hat{w}_{n,\mathbf{x}} \right] \right| \\
& \leq \left| \mathbb{E} \left[\phi(X, Y; f_0, w_{0,\mathbf{x},v}) - \phi(X, Y; f_0, w_{0,\mathbf{x}}) \mid \hat{f}_n, \hat{w}_{n,\mathbf{x}} \right] \right| + \left| \mathbb{E} \left[\phi(X, Y; f_0, w_{0,\mathbf{x}}) - \phi(X, Y; \hat{f}_n, \hat{w}_{n,\mathbf{x}}) \mid \hat{f}_n, \hat{w}_{n,\mathbf{x}} \right] \right|.
\end{aligned}$$

For $\left| \mathbb{E} \left[\phi(X, Y; f_0, w_{0,\mathbf{x}}) - \phi(X, Y; \hat{f}_n, \hat{w}_{n,\mathbf{x}}) \mid \hat{f}_n, \hat{w}_{n,\mathbf{x}} \right] \right|$, we have

$$\begin{aligned}
& \left| \mathbb{E} \left[\phi(X, Y; f_0, w_{0,\mathbf{x}}) - \phi(X, Y; \hat{f}_n, \hat{w}_{n,\mathbf{x}}) \mid \hat{f}_n, \hat{w}_{n,\mathbf{x}} \right] \right| \\
& = \left| \mathbb{E} \left[(Y - f_0(\mathbf{X})) w_{0,\mathbf{x}}(\mathbf{X}) + f_0(\mathbf{x}) - (Y - \hat{f}_n(\mathbf{X})) \hat{w}_{n,\mathbf{x}}(\mathbf{X}) - \hat{f}_n(\mathbf{x}) \mid \hat{f}_n, \hat{w}_{n,\mathbf{x}} \right] \right| \\
& = \left| \mathbb{E} \left[(\hat{f}_n(\mathbf{X}) - f_0(\mathbf{X})) \hat{w}_{n,\mathbf{x}}(\mathbf{X}) + f_0(\mathbf{x}) - \hat{f}_n(\mathbf{x}) \mid \hat{f}_n, \hat{w}_{n,\mathbf{x}} \right] \right| \\
& = \left| \mathbb{E} \left[(\hat{f}_n(\mathbf{X}) - f_0(\mathbf{X})) \hat{w}_{n,\mathbf{x}}(\mathbf{X}) + (f_0(\mathbf{X}) - \hat{f}_n(\mathbf{X})) w_{0,\mathbf{x}}(\mathbf{X}) \mid \hat{f}_n, \hat{w}_{n,\mathbf{x}} \right] \right| \\
& = \left| \mathbb{E} \left[(\hat{f}_n(\mathbf{X}) - f_0(\mathbf{X})) \left(\frac{K((\mathbf{X}_i - \mathbf{x})/h_n)}{\hat{\zeta}_n(\mathbf{x})} - \frac{\xi_v(\mathbf{X} - \mathbf{x})}{\zeta_0(\mathbf{x})} \right) \mid \hat{f}_n, \hat{w}_{n,\mathbf{x}} \right] \right| \\
& = \left| \mathbb{E} \left[(\hat{f}_n(\mathbf{X}) - f_0(\mathbf{X})) \left(\frac{K((\mathbf{X}_i - \mathbf{x})/h_n)}{\hat{\zeta}_n(\mathbf{x})} - \frac{K((\mathbf{X}_i - \mathbf{x})/h_n)}{\zeta_0(\mathbf{x})} \right. \right. \right. \\
& \quad \left. \left. + \frac{K((\mathbf{X}_i - \mathbf{x})/h_n)}{\zeta_0(\mathbf{x})} - \frac{\xi_v(\mathbf{X} - \mathbf{x})}{\zeta_0(\mathbf{x})} \right) \mid \hat{f}_n, \hat{w}_{n,\mathbf{x}} \right] \right|.
\end{aligned}$$

Then, we have

$$\begin{aligned}
& \left| \mathbb{E} \left[\left(\widehat{f}_n(\mathbf{X}) - f_0(\mathbf{X}) \right) \left(\frac{K((\mathbf{X}_i - \mathbf{x})/h_n)}{\widehat{\zeta}_n(\mathbf{x})} - \frac{K((\mathbf{X}_i - \mathbf{x})/h_n)}{\zeta_0(\mathbf{x})} \right) \right. \right. \\
& \quad \left. \left. + \frac{K((\mathbf{X}_i - \mathbf{x})/h_n)}{\zeta_0(\mathbf{x})} - \frac{\xi_v(\mathbf{X} - \mathbf{x})}{\zeta_0(\mathbf{x})} \right) \mid \widehat{f}_n, \widehat{w}_{n,\mathbf{x}} \right] \Bigg| \\
& \leq \mathbb{E} \left[\left| \left(\widehat{f}_n(\mathbf{X}) - f_0(\mathbf{X}) \right) \left(\frac{K((\mathbf{X}_i - \mathbf{x})/h_n)}{\widehat{\zeta}_n(\mathbf{x})} - \frac{K((\mathbf{X}_i - \mathbf{x})/h_n)}{\zeta_0(\mathbf{x})} \right) \right. \right. \\
& \quad \left. \left. + \frac{K((\mathbf{X}_i - \mathbf{x})/h_n)}{\zeta_0(\mathbf{x})} - \frac{\xi_v(\mathbf{X} - \mathbf{x})}{\zeta_0(\mathbf{x})} \right) \mid \widehat{f}_n, \widehat{w}_{n,\mathbf{x}} \right] \\
& \leq C \left\| \widehat{f}_n(\mathbf{X}) - f_0(\mathbf{X}) \right\|_2 \left(\left\| \widehat{\zeta}_n(\mathbf{x}) - \zeta_0(\mathbf{x}) \right\|_2 + \left\| K((\mathbf{X}_i - \mathbf{x})/h_n) - \xi_v(\mathbf{X} - \mathbf{x}) \right\|_2 \right),
\end{aligned}$$

where $C > 0$ is some constant. From Assumption 2.2 and the definition of $w_{0,\mathbf{x},v}$, we have

$$\lim_{v \rightarrow 0} \lim_{n \rightarrow \infty} \sqrt{n} \left| \mathbb{E} \left[\phi(X, Y; f_0, w_{0,\mathbf{x},v}) - \phi(X, Y; \widehat{f}_n, \widehat{w}_{n,\mathbf{x}}) \mid \widehat{f}_n, \widehat{w}_{n,\mathbf{x}} \right] \right| \quad (18)$$

$$\leq \lim_{v \rightarrow 0} \lim_{n \rightarrow \infty} \sqrt{n} C \left\| \widehat{f}_n(\mathbf{X}) - f_0(\mathbf{X}) \right\|_2 \left(\left\| \widehat{\zeta}_n(\mathbf{x}) - \zeta_0(\mathbf{x}) \right\|_2 + \left\| K((\mathbf{X}_i - \mathbf{x})/h_n) - \xi_v(\mathbf{X} - \mathbf{x}) \right\|_2 \right) \quad (19)$$

$$= o_p(1). \quad (20)$$

This result implies (9). Combined with the results in Section 7.2, this completes the proof of Theorem 2.3.

References

- Timothy B. Armstrong and Michal Kolesár. Simple and honest confidence intervals in nonparametric regression. *Quantitative Economics*, 11(1):1–39, 2020. 2
- Heejung Bang and James M. Robins. Doubly robust estimation in missing data and causal inference models. *Biometrics*, 61(4):962–973, 2005. 3
- Alexandre Belloni, Victor Chernozhukov, Denis Chetverikov, and Kengo Kato. Some new asymptotic theory for least squares series: Pointwise and uniform results. *Journal of Econometrics*, 186(2):345–366, 2015. 4
- P.J. Bickel, C.A.J. Klaassen, Y. Ritov, and J.A. Wellner. *Efficient and Adaptive Estimation for Semiparametric Models*. Johns Hopkins series in the mathematical sciences. Springer New York, 1998. 2
- Peter Bühlmann and Sara van de Geer. *Statistics for high-dimensional data*. Springer Series in Statistics. Springer, Heidelberg, 2011. 3
- Victor Chernozhukov, Denis Chetverikov, Mert Demirer, Esther Duflo, Christian Hansen, Whitney Newey, and James Robins. Double/debiased machine learning for treatment and structural parameters. *The Econometrics Journal*, 2018. 3, 4, 5, 8
- Victor Chernozhukov, Juan Carlos Escanciano, Hidehiko Ichimura, Whitney K. Newey, and James M. Robins. Locally robust semiparametric estimation. *Econometrica*, 90(4):1501–1535, 2022. 2
- László Györfi, Michael Kohler, Adam Krzyzak, and Harro Walk. *A Distribution-Free Theory of Nonparametric Regression*. Springer series in statistics. Springer, 2002. 1
- Jinyong Hahn. On the role of the propensity score in efficient semiparametric estimation of average treatment effects. *Econometrica*, 66(2):315–331, 1998. 7
- Hidehiko Ichimura and Whitney K. Newey. The influence function of semiparametric estimators. *Quantitative Economics*, 13(1):29–61, 2022. 2, 7, 8, 9
- Jana Janková and Sara van de Geer. Semiparametric efficiency bounds for high-dimensional models. *The Annals of Statistics*, 46(5):2336–2359, 2018. 3
- Nathan Kallus and Masatoshi Uehara. Double reinforcement learning for efficient off-policy evaluation in markov decision processes. *Journal of Machine Learning Research*, 21(1), 2020. 4
- Masahiro Kato. Doubly robust regression discontinuity designs, 2024. arXiv:2411.07978. 2

- Masahiro Kato, Kenichiro McAlinn, and Shota Yasui. The adaptive doubly robust estimator and a paradox concerning logging policy. In *International Conference on Neural Information Processing Systems (NeurIPS)*, 2021. 4
- Edward H. Kennedy. Semiparametric doubly robust targeted double machine learning: a review, 2023. arXiv: 2203.06469. 2, 7
- Ker-Chau Li. Honest confidence regions for nonparametric regression. *The Annals of Statistics*, 17(3):1001–1008, 1989. 2
- Jerzy Neyman. Sur les applications de la theorie des probabilites aux experiences agricoles: Essai des principes. *Statistical Science*, 5:463–472, 1923. 4
- J. Robins, L. Li, E. Tchetgen, and A.W. van der Vaart. *Higher order influence functions and minimax estimation of nonlinear functionals*, pp. 335–421. Number 2 in Inst. Math. Stat. Collect. Inst. Math. Statist., 2008. 4
- Alejandro Schuler and Mark van der Laan. Introduction to modern causal inference, 2024. URL <https://alejandroschuler.github.io/mci/introduction-to-modern-causal-inference.html>. 3, 8
- Charles Stein. Efficient nonparametric testing and estimation. In *Proceedings of the Third Berkeley Symposium on Mathematical Statistics and Probability*, 1956. 7
- Charles J. Stone. Consistent Nonparametric Regression. *The Annals of Statistics*, 5(4):595 – 620, 1977. 1, 10
- Charles J. Stone. Optimal Global Rates of Convergence for Nonparametric Regression. *The Annals of Statistics*, 10(4): 1040 – 1053, 1982. 2, 10
- Robert Tibshirani. Regression shrinkage and selection via the lasso. *Journal of the Royal Statistical Society (Series B)*, 58:267–288, 1996. 3
- Alexandre B. Tsybakov. *Introduction to Nonparametric Estimation*. Springer Publishing Company, Incorporated, 1st edition, 2008. 1, 5
- Sara van de Geer, Peter Bühlmann, Ya’acov Ritov, and Ruben Dezeure. On asymptotically optimal confidence regions and tests for high-dimensional models. *The Annals of Statistics*, 42(3):1166 – 1202, 2014. 3
- A.W. van der Vaart. *Asymptotic Statistics*. Cambridge Series in Statistical and Probabilistic Mathematics. Cambridge University Press, 1998. 2, 4, 7
- A.W. van der Vaart. Semiparametric statistics, 2002. URL <https://sites.stat.washington.edu/jaw/COURSES/EPWG/stflour.pdf>. 3, 4
- Davide Viviano and Jess Rudder. Policy design in experiments with unknown interference, 2024. arXiv: 2011.08174. 4
- Larry Wasserman. *All of Nonparametric Statistics*. Springer Publishing Company, Incorporated, 1st edition, 2010. 1
- Wenjing Zheng and Mark J van der Laan. Cross-validated targeted minimum-loss-based estimation. In *Targeted Learning: Causal Inference for Observational and Experimental Data*. Springer New York, NY, 2011. 3, 4