

# MC-LLaVA: Multi-Concept Personalized Vision-Language Model

Ruichuan An<sup>\*1,2</sup> Sihang Yang<sup>\*2</sup> Ming Lu<sup>1,3</sup> Kai Zeng<sup>4</sup> Yulin Luo<sup>1</sup> Ying Chen<sup>5</sup> Jiajun Cao<sup>1</sup> Hao Liang<sup>1</sup>  
Qi She<sup>5</sup> Shanghang Zhang<sup>1</sup> Wentao Zhang<sup>1</sup>

## Abstract

Current vision-language models (VLMs) show exceptional abilities across diverse tasks including visual question answering. To enhance user experience in practical applications, recent studies investigate VLM personalization to understand user-provided concepts. However, existing studies mainly focus on single-concept personalization, neglecting the existence and interplay of multiple concepts, which limits the real-world applicability of personalized VLMs. In this paper, we propose the first multi-concept personalization method named MC-LLaVA along with a high-quality multi-concept personalization dataset. Specifically, MC-LLaVA uses a joint training strategy incorporating multiple concepts in a single training step, allowing VLMs to perform accurately in multi-concept personalization. To reduce the cost of joint training, MC-LLaVA leverages visual token information for concept token initialization, yielding improved concept representation and accelerating joint training. To advance multi-concept personalization research, we further contribute a high-quality dataset. We carefully collect images from various movies that contain multiple characters and manually generate the multi-concept question-answer samples. Our dataset features diverse movie types and question-answer types. We conduct comprehensive qualitative and quantitative experiments to demonstrate that MC-LLaVA can achieve impressive multi-concept personalized responses, paving the way for VLMs to become better user-specific assistants. The code and dataset will be publicly available at <https://github.com/arctanxarc/MC-LLaVA>.

## 1. Introduction

Over the past few years, large language models (LLMs) (Achiam et al., 2023; Bai et al., 2023a; Yang et al., 2023; Touvron et al., 2023) have made significant advancements, proving their effectiveness in various applications and transforming the way humans interact with machines. In line with this trend, many vision-language models (VLMs) (Liu et al., 2024; Li et al., 2023a; Wang et al., 2024; Bai et al., 2024) have been proposed to connect vision encoders with LLMs for various vision-language tasks (Deng et al., 2024; Zhou et al., 2024; Li et al., 2024; Lin et al., 2024) such as visual question answering. Despite their success, VLMs face challenges when personalized responses are required, such as answering visual questions based on user-provided concepts. For example, given images with a concept named ⟨H⟩, VLM fails to generate sentences with its identifier, as illustrated in Fig. 1. This limitation hinders the smooth integration of VLMs into our daily lives.

Recent personalization methods usually develop a concise representation (Nguyen et al., 2024) for each concept or use additional modules (Alaluf et al., 2025; Hao et al., 2024) for personalized concepts. Although these methods have produced impressive results, they mainly concentrate on single-concept personalization. However, in real-world scenarios, vision-language tasks often involve multiple concepts, which emerges as an essential capability for the practical deployment of personalized VLMs.

From this perspective, we find personalizing multiple concepts while ensuring that the responses of VLMs accurately reflect the provided concept information can be challenging for existing methods. For example, the proposed module in MyVLM (Alaluf et al., 2025) only handle single concept scenarios as it can only load one concept embedding per interaction. Yo’LLaVA (Nguyen et al., 2024) directly learns the concept tokens and classifier head from scratch, exhibiting a strong dependence on high-quality negative samples and slow converge speeds. As the number of concepts increases, the demand for negative samples rises, making data collection more challenging and requiring model to spend more time fitting the data. Consequently, this leads to significantly higher manual and training costs for fitting these concepts.

<sup>\*</sup>Equal contribution <sup>1</sup>Peking University <sup>2</sup>School of Software Engineering, Xi’an JiaoTong University <sup>3</sup>Intel Labs, China <sup>4</sup>Tianjin University <sup>5</sup>ByteDance. Contact: arctanxarc@gmail.com. Equal correspondence to: Shanghang Zhang, Wentao Zhang: wentao.zhang@pku.edu.cn.



Figure 1: The vanilla LLaVA fails to understand user-provided concepts. Existing methods like Yo’LLaVA mainly focus on single-concept personalization and cannot generate accurate personalized responses based on multiple concepts. The proposed MC-LLaVA learns multiple concepts and can perform accurately in multi-concept personalization across various tasks such as recognition, VQA, and caption.

To solve the problems mentioned above, we introduce a novel multi-concept personalization method called MC-LLaVA, which ensures the accurate generation of personalized responses based on multiple concepts. MC-LLaVA considers multiple concepts together in a single training step rather than treating independently. To reduce the cost of joint training, we pass all concept images through VLM vision encoder and projection layer, using projected vision embeddings to initialize concept tokens. Our experiments show that this initialization can accelerate joint training and reduce dependence on high-quality negative samples.

To further achieve the goal of VLM personalization, datasets for training and testing are crucial. Recent studies (Alaluf et al., 2025; Nguyen et al., 2024) have constructed datasets for personalized VLMs. However, these datasets are limited to evaluating single concepts. Additionally, their question-answer types cover only basic recognition and multiple-choice question-answering. The lack of datasets hinders the progress of multi-concept personalized VLMs. Therefore, we contribute a high-quality dataset by meticulously gathering images from concept-rich movies. We then utilize GPT-4o (Achiam et al., 2023) to generate the initial question-answer samples and then manually refine the generated samples. Our dataset features diverse movie types and question-answer types. In total, our dataset includes approximately 1,600 images and corresponding question-answer samples. To comprehensively evaluate multi-concept personalized VLMs, we assess MC-LLaVA across various tasks, including multi-concept recognition, question answering (QA), and captioning. Our dataset will facilitate future research in VLMs personalization.

We summarize our contributions as follows:

- We introduce MC-LLaVA, the first method designed for multi-concept personalized VLMs. MC-LLaVA is capable of accurately and efficiently learning various concepts and generating personalized responses.
- We contribute a high-quality dataset for training and testing the multi-concept personalized VLMs.
- We perform thorough experiments on our dataset and achieve state-of-the-art results among various types of tasks in multi-concept personalization.

## 2. Related work

**Vision language models** In recent years, LLMs have achieved significant advancements (Achiam et al., 2023; Touvron et al., 2023; Bai et al., 2023a; Yang et al., 2023). Following this, the emergence of VLMs (Liu et al., 2024; Lin et al., 2023a; Bai et al., 2023b; Lin et al., 2023b) has significantly expanded the capabilities of LLMs, enabling them to be applied in tasks such as data processing (Luo et al., 2024), VQA (Guo et al., 2023), and captioning (Li et al., 2023a). Although they exhibit strong general abilities in numerous tasks, it is challenging for them to fulfill the requirements for highly personalized responses (Alaluf et al., 2025), especially when involves multiple concepts. In this work, we propose a multi-concept personalization method MC-LLaVA, allowing VLMs to reason accurately with multiple concepts.

**Parameter-efficient fine-tuning** LLMs and VLMs excel in a wide range of downstream tasks. However, updating and



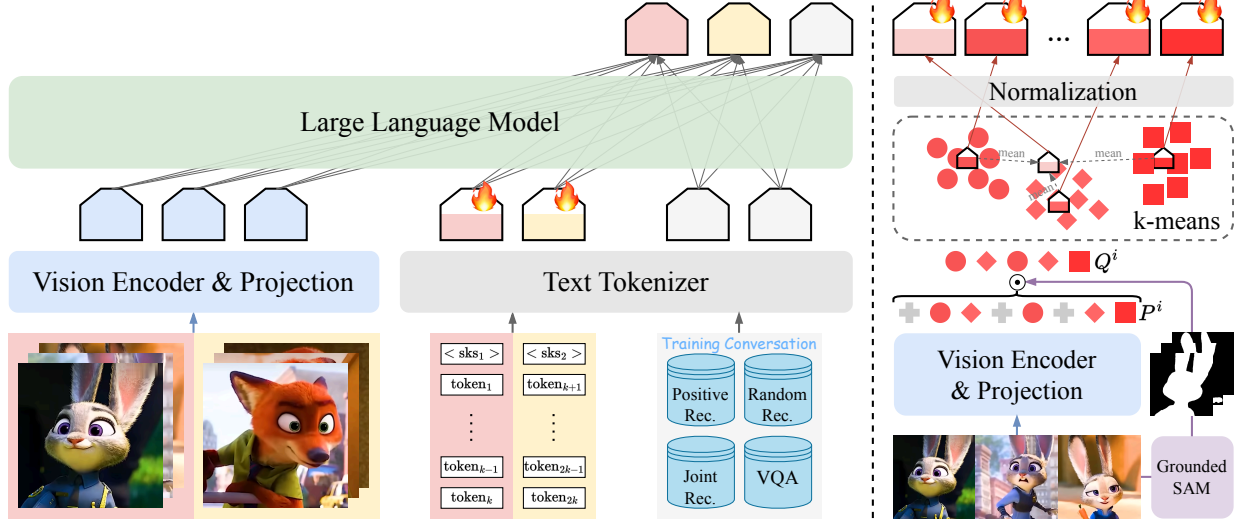


Figure 2: The illustration of MC-LLaVA. In the training phase, given  $m$  concepts, we utilize visual tokens to initialize the  $m \times (k+1)$  concept tokens. Then, we use a multi-concept joint training strategy to learn the concept tokens and classifier weights across four training tasks.

storing all model parameters for each task has become increasingly expensive. Compared to re-train the whole model, Parameter-Efficient Fine-Tuning (PEFT) methods (Hu et al., 2021; Zhang et al., 2024b; Houlby et al., 2019; Zhang et al., 2023b;a) achieves training and storage efficiency by updating only a small subset of parameters. Among PEFT, prompt tuning (Lester et al., 2021; Liu et al., 2021; Jia et al., 2022) is one of the most widely used methods. Prompt tuning primarily involves manually designed hard prompts (Wen et al., 2024) and learnable soft prompts (Li & Liang, 2021; Zhou et al., 2022). While soft prompt tuning has achieved notable successes across various tasks, its effectiveness depends on the appropriate initialization of parameters (Meng et al., 2024), which leads to current personalization approaches heavily rely on the availability of high-quality negative samples (Nguyen et al., 2024). In this paper, we propose a simple yet effective approach for initializing concept tokens, reducing reliance on negative samples. Additionally, we find this method effectively accelerates convergence speed.

**Personalized VLMs** The emergence of LLMs has revolutionized the way humans interact with machines. Thanks to their superior capabilities in understanding, reasoning, and generation, LLMs serve as fundamental building blocks for our daily lives (Chen et al., 2024; Croft et al., 2001; Salemi et al., 2023). The primary applications include personalized search (Baek et al., 2024; Cai et al., 2024) and personalized recommendations (Lyu et al., 2023; Zhang et al., 2024a). To enhance individual experiences and preferences, personalized LLMs consider user personas to better meet customized needs. However, in the context of VLMs, personalized models require not only textual information but also additional visual information to aid in understand-

ing concepts. Although recent works (Alaluf et al., 2025; Nguyen et al., 2024; Hao et al., 2024; Pi et al., 2024) have begun to explore VLM personalization, they primarily focus on single-concept scenarios. To the best of our knowledge, our paper is the first to investigate multi-concept VLM personalization. To promote the advancement of VLM personalization, we create a high-quality dataset that includes both single-concept and multi-concept images along with their corresponding annotations.

### 3. Method

The overall pipeline of our method is shown in Fig. 2. We first introduce how to design the joint training strategy for multi-concept scenarios in Sec. 3.1. Subsequently, we describe how visual information is used to initialize learnable concept tokens in Sec. 3.2. Finally, we present the training details for MC-LLaVA in Sec. 3.3.

#### 3.1. Multi-concept joint training

Given a pre-trained VLM, we aim to introduce new concepts to it by using multiple images and their corresponding textual descriptions, allowing the model to produce accurate, personalized responses. Yo’LLaVA (Nguyen et al., 2024) employed soft prompt tuning to inject new concepts while preserving the existing knowledge. However, due to the independent training of each concept and the subsequent merging of parameters during inference, they often fail to accurately capture all concepts in multi-concept scenarios, as illustrated in Fig. 1. To substantiate this observation, we conducted a case study by using concept  $\langle bo \rangle$  and  $\langle mam \rangle$  from the Yo’LLaVA dataset to create simple multi-concept

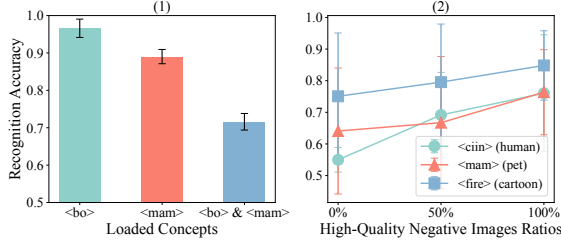


Figure 3: Case studies using several concepts from the Yo’LLaVA dataset. The left panel illustrates the limitations of separately trained Yo’LLaVA models, while the right panel highlights the importance of high-quality negative samples for Yo’LLaVA.

samples by directly concatenating their test sets. Results of recognition accuracy can be found in Fig. 3 (left), which showcases the limitation of separately trained methods.

Instead of training separately, we unify all concepts’ data, jointly tuning soft prompts and classifier weights (see Fig. 2). Given  $m$  concepts  $C^1, \dots, C^m$ , each with  $n$  images  $I^1, \dots, I^n$ , we define  $k$  learnable tokens for each concept. These tokens are designed in the following prompt:

$$\bigcup_{i=1}^m \{ \langle \text{sks}_i \rangle \text{ is } \langle \text{token}_{(i-1)k+1} \rangle \dots \langle \text{token}_{ik} \rangle. \} \quad (1)$$

Each  $\langle \text{sks} \rangle$  represents a distinct concept, initialized with unique visual information as detailed in Sec. 3.2.

Due to the introduction of new concepts previously unknown to the VLM, we expand the vocabulary to match the number of concepts, thereby resulting in the final classifier weights  $W$ , being expanded from  $D \times N$  to  $D \times (N + m)$ , where  $D$  denotes the dimensionality of the hidden features and  $N$  denotes the original vocabulary size.

### 3.2. Concept token initialization

Yo’LLaVA (Nguyen et al., 2024) uses high-quality negative samples that are visually similar to a specific concept but represent non-identical objects for training the concept tokens. We conduct a case study by reproducing Yo’LLaVA with different percentages of high-quality negative samples. As shown in Fig. 3 (right), reducing the number of negative samples decreases the personalization capabilities among all kinds of Yo’LLaVA data, reflecting the heavy reliance of Yo’LLaVA on high-quality negative data. Relying on negative samples creates challenges for multi-concept personalization, as personalizing a new concept necessitates hundreds of high-quality negative samples, which are hard for user to collect. As the number of concepts increases, defining and acquiring high-quality negative samples becomes more challenging.

Thus, we explore whether there is a method to quickly cap-

ture information about multiple concepts without requiring high-quality negative samples. Utilizing visual information from images to represent concepts is the most efficient approach. For example, describing ‘a mischievous blue cat’ may connect various cute cats. However, people will not immediately connect this description to the concept  $\langle \text{Tom} \rangle$ , the cat from animated films. In contrast, upon seeing an image of  $\langle \text{Tom} \rangle$ , one can easily recognize the concept.

Therefore, as shown in the right half of Fig. 2, We propose a method that utilizes concept images to initialize the concept tokens. For each concept, given a set of images  $I^1, \dots, I^n$ , We utilize the LLaVA vision encoder  $E$  and the projection layer  $P$  to obtain aligned visual tokens  $P^1, \dots, P^n$ , which have the shape of  $n \times (24 \times 24) \times C$ . To reduce redundant background information in the visual tokens, we apply the Grounded-SAM (Ren et al., 2024) with the prompt ‘the main character in the image’ to obtain a mask  $M^1, \dots, M^n$  for each image. After aligning each mask’s shape with the visual tokens, we perform an element-wise Hadamard product between  $M^i$  and  $P^i$ . This process yields concept-related visual tokens, denoted as  $Q^1, \dots, Q^n$ .

To obtain a more compact concept representation and reduce the number of visual tokens to  $k$ , we applied k-means clustering (Hartigan & Wong, 1979) to the concept-related visual tokens, resulting in  $K^1, \dots, K^k$ , with a size of  $k \times C$ , where  $k$  denotes the final token length corresponding to each concept. The entire process can be formulated as follows:

$$K = \text{k-means} \left( \bigcup_{i=1}^n \{ x \in M^i \odot P(E(I^i)) \mid x \neq 0 \} \right) \quad (2)$$

For the special token  $\langle \text{sks} \rangle$ , we average the clustered  $k \times C$  values to create a special token with a shape of  $1 \times C$ . Ultimately, we derive concept tokens  $Q$  with dimensions  $(k + 1) \times C$ , constructed from visual tokens related to the concepts. During experiment, we find that this initialization accelerates convergence, as detailed in Sec. 5.5, enabling VLMs to be trained efficiently in multi-concept scenarios.

### 3.3. Training details

To train MC-LLaVA, we need to construct training samples. We leverage a unified training data form  $(I, X_q, X_a)$ , where  $I$  is the input image,  $X_q$  is the question, and  $X_a$  is the answer. We collect training samples from the following tasks:

- **Positive recognition:** To better integrate concepts into VLMs, we adopt a positive recognition task following Yo’LLaVA, assigning multiple positive recognition conversations to each concept image.
- **Random recognition:** To avoid repetitive ‘Yes’ responses from the model, we randomly select 100 images from CC12M (Changpinyo et al., 2021) as inputs

for the negative recognition Task. These images are paired with conversations generated from a negative recognition template, eliminating the need for visually similar which are convenient to collect.

- **Joint recognition:** Joint training not only helps in acquiring effective negative samples for a specific concept but also improves the model’s ability to distinguish between concepts through inter-concept negative sampling. Specifically, images from  $\langle \text{sks}_1 \rangle$  serve as input while negative recognition conversations are generated using  $\langle \text{sks}_2 \rangle$  from the negative recognition template. This approach allows for generating at least  $m \times (m - 1) \times n$  negative samples, given  $m$  concepts with  $n$  images each.
- **Conversation:** Recognition tasks alone do not adequately prepare the model for conversational proficiency; thus, incorporating standard QA samples is crucial. For each concept with  $n$  images, we create 10 consistent general questions focusing on visual attributes, with answers provided by GPT-4o. Notably, while Yo’LLaVA utilizes text-only dialogues for training, we notice that the same concept can exhibit different visual features, such as hairstyles, across various images. Ignoring image information can lead to inconsistencies in quality assurance responses. Furthermore, our experiments indicate that VQA performs better without affecting model’s effectiveness in text-only conversations, as demonstrated in Tab. 3.

Details on the training set construction are provided in Sec. 4. In our multi-concept joint training framework, the parameters to be updated are:

$$\theta = \{\langle \text{sks}_{1:m} \rangle, \langle \text{token}_{1:m:k} \rangle, W(:, N + 1 : N + m)\} \quad (3)$$

We utilize the standard masked language modeling loss to compute the probability of the target responses  $X_a$ :

$$\mathcal{L}(X_a|I, X_q, \theta) = - \sum_{t=1}^T \log P(X_{a,t}|I, X_q, X_{a,<t}, \theta) \quad (4)$$

where  $T$  is the length of the answer  $X_a$ ,  $X_{a,t}$  denotes the  $t$ -th word in the answer, and  $P(X_{a,t}|I, X_q, X_{a,<t}, \theta)$  represents the probability of predicting the  $t$ -th word given the input image  $I$ , the question  $X_q$ , all preceding words in the answer  $X_{a,<t}$ , and the parameters  $\theta$ .

We find concept token initialization is crucial that misalignment with the tokenizer’s embedding distribution can destabilize training. We normalize the vector norms of concept tokens  $K^1, \dots, K^k$  (denoted  $K_*$ ) from k-means. To align with tokenizer embeddings  $K_o$ , adjusted tokens are:

$$\hat{K}_* = \frac{K_*}{\|K_*\|} \cdot K_o \quad (5)$$

## 4. Dataset

In this section, we provide a comprehensive explanation of the process involved in creating our multi-concept dataset. The dataset includes a training set with single-concept images and a testing set containing both single and multi-concept images, totaling approximately 1.6K images. Sec. 4.1 elaborates on our approach to effectively collecting large-scale images; Sec. 4.2 discusses creating high-quality QA training data and testing ground truth annotations produced by the GPT-4o model. Tab. 1 compares our dataset with recent datasets in the VLM personalization field. Our dataset is better due to its support for multiple concepts, more advanced captions, and a larger sample size.

Dataset	Concept	Caption	Samples
MyVLM	Single	Human	0.3K
Yo’LLaVA	Single	Human	0.6K
MC-LLaVA	Single & Multi	GPT-4o & Human	1.6K

Table 1: The comparison of our dataset against recent datasets on VLM personalization.

### 4.1. Image data collection

There is a lack of large-scale, high-quality datasets in the area of VLM personalization. Recent datasets largely depend on manual photography, which is difficult to obtain in scenarios with multiple concepts. Moreover, user privacy concerns also hinder the scalability of their data collection paradigms. To address the limitations in image data collection, we carefully capture images from various movies that contain multiple characters. This method enables the collection of data with multiple concepts, allowing us to concentrate on instances where several concepts occur together. Detailed statistics of dataset is provided in Tab. 2.

For training, we collect ten images per character, ensuring clear facial features and varied attire and backgrounds for diversity. Testing includes single and multi-concept images; single-concept images follow the training collection process. For multi-concept images, we use predefined character pairs, selecting frames with both characters visible and balanced. Fig. 4 shows dataset examples.

All Scenario	Concept	Scenario	Samples	QA Pairs
40	2	30	1050	7950
	3	7	350	2940
	4	3	195	1749

Table 2: The statistics of our dataset.



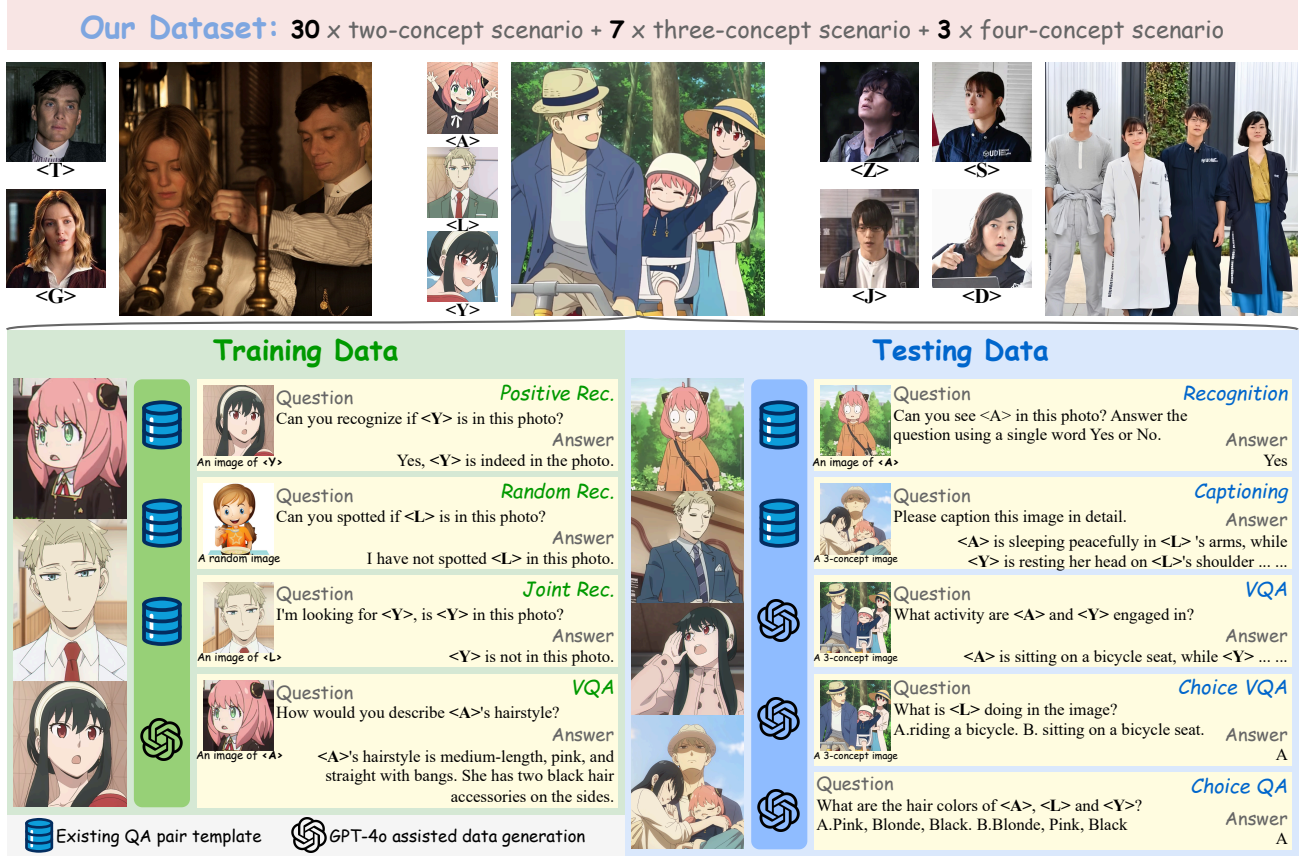


Figure 4: Examples of the proposed multiple concept personalization dataset.

## 4.2. GPT4o-assisted data generation

After acquiring the training and testing images, we utilize GPT-4o to help generate question-and-answer pairs. For the training images, we first prompt GPT-4o to generate a set of general questions related to the concept. We then manually selected ten questions that provided broad coverage to assist the model in effectively understanding the concept. The chosen images and questions are then input into GPT-4o to receive more refined answers. For the testing images, We utilized GPT-4o to create VQA dialogues and multiple-choice questions that prioritize the images themselves, rather than the general concept-related questions found in the training set. Specifically, if a testing image contains only one concept, the questions focus solely on that concept. Meanwhile, for images that contain multiple concepts, the questions incorporate both single-concept and multi-concept queries to ensure the evaluation is more reflective of real-world scenarios. The questions are generated by GPT-4o and manually selected. Then, we input the images and prompts into GPT-4o, using the outputs as ground truth for evaluating models. To construct our dataset, we query GPT-4o approximately 100K times.

## 5. Experiment

We evaluate MC-LLaVA’s recognition, QA, VQA, and captioning capabilities on our new dataset. Sec. 5.1 outlines the experimental setup. Sec. 5.2 presents recognition results, while Sec. 5.3 analyzes QA performance. Captioning ability is shown in Sec. 5.4. Finally, ablation studies in Sec. 5.5 illustrate our method’s efficiency and effectiveness.

### 5.1. Experimental setup

**Baselines.** We compare our MC-LLaVA with naive prompting strategies and other VLM personalization methods:

- LLaVA: Vanilla LLaVA (Liu et al., 2024) without any personalized information provided;
- LLaVA+Prompt: We first prompt LLaVA to generate captions for all training images of the concept, and then utilize these personalized captions in two ways: (I) We concatenate all captions to create a comprehensive caption of the concept. (II) We prompt LLaVA to summarize these captions into a concise, personalized description. During inference, we add  $m$  relevant captions to the input to provide information specific to the concept being tested, where  $m$  represents number of

Metric/Method	Type	LLaVA	LLaVA+Prompt	Yo’LLaVA w/o HQN	Yo’LLaVA	Yo’LLaVA w/ JT	Ours	GPT4o+Prompt
<b>Tokens Per Concept</b>		0	~16	~500	16	16	16	~16
<b>Recognition Acc</b>	Single	0.500	0.594	0.590	0.648	0.674	<u>0.809</u>	0.646
	Multi	0.501	0.549	0.590	0.608	0.659	<u>0.790</u>	0.722
	Weighted	0.500	0.573	0.590	0.630	0.667	<u>0.798</u>	0.681
<b>Choice-V Acc</b>	Single	0.810	0.857	0.861	0.691	0.727	0.758	<u>0.877</u>
	Multi	0.801	0.796	0.805	0.560	0.617	0.674	<b>0.896</b>
	Weighted	0.804	0.817	0.825	0.605	0.655	0.703	<u>0.888</u>
<b>Choice-T Acc</b>	Single	0.411	0.597	0.646	0.698	0.684	<u>0.705</u>	0.623
	Multi	0.264	0.535	0.630	0.623	0.594	<b>0.699</b>	<u>0.685</u>
	Weighted	0.353	0.553	0.635	0.676	0.658	<b>0.703</b>	0.640
<b>VQA BLEU</b>	Single	0.357	0.488	0.492	0.648	0.644	0.696	<u>0.720</u>
	Multi	0.238	0.364	0.375	0.560	0.557	0.615	<u>0.616</u>
	Weighted	0.280	0.407	0.415	0.590	0.588	0.644	<u>0.652</u>
<b>Captioning Recall</b>	Single	0.096	0.108	0.054	0.553	0.622	0.652	<u>0.741</u>
	Multi	0.050	0.160	0.122	0.670	0.611	0.671	<u>0.747</u>
	Weighted	0.082	0.123	0.075	0.592	0.619	0.658	<u>0.743</u>

Table 3: Experimental results on our constructed dataset. Yo’LLaVA w/o HQN denotes the absence of high-quality negative samples during training. Yo’LLaVA w/ JT means utilizing our joint training strategy. The best accuracy is highlighted in bold, while the second-best one is underlined. Choice-V stands for questions requiring visual information to answer while Choice-T consists of text-only questions.

concepts to be evaluated.

- Yo’LLaVA (Nguyen et al., 2024): We perform separate training for each concept. It is important to note that we engage in text-only conversations, in accordance with established literature. During testing, we combine the concept token corresponding to each concept with the extended parameters in the language model head.
- GPT4o+Prompt: Similar to LLaVA+Prompt, but changing base model to GPT-4o, which acts as the upper bound among downstream tasks. Notably, GPT4o used for testing differs from the one employed for data generation, avoiding the risk of knowledge leakage.

All the above baselines and ours are tested on both single-concept and multi-concept scenarios, as shown in Tab. 3.

**Implementation details.** We choose 10 images for each concept when training and set the number of concept tokens as 16, denoted as  $k$ . We adopt the AdamW (Kingma, 2014) optimizer with a 0.001 learning rate to finetune LLaVA-1.5-13B for up to 15 epochs.

## 5.2. Recognition ability

To evaluate MC-LLaVA’s recognition ability, we carry out experiments in both single-concept and multi-concept scenarios. In these experiments, samples representing each

concept in the test set were used as positive examples. Negative examples were sourced from images of other concepts within the same scenario, as well as randomly selected images from unrelated scenarios in the dataset. In total, we utilized 3,155 and 2,665 test samples for the single-concept and multi-concept scenarios, respectively. Each test uses the query: “Can you see  $\langle \text{concept}_i \rangle$  in this photo? Answer the question using a single word Yes or No.” To mitigate potential sample imbalance, we calculate average of positive and negative accuracies.

Tab. 3 presents the results of concept recognition across various methods. The vanilla LLaVA, lacking additional concept information, achieves the worst performance in recognizing specific concepts in both single-concept and multi-concept scenarios. The addition of personalized prompts only results in slight improvements and does not effectively personalize LLaVA. Yo’LLaVA also faces challenges in multi-concept scenarios, and the inclusion of high-quality negative samples during training provides only modest improvements. The separate training and subsequent merging of parameters during inference in Yo’LLaVA lead to reduced performance, likely due to confusion between different concepts. The implementation of our proposed joint training strategy greatly improves Yo’LLaVA’s performance, highlighting the effectiveness of this method. Our MC-LLaVA method achieves state-of-the-art results, outperforming Yo’LLaVA, which utilizes high-quality negative samples

for training. This demonstrates the robust recognition capability of MC-LLaVA across varying numbers of concepts. Notably, MC-LLaVA also outperforms GPT-4o in this task when using the same number of tokens.

### 5.3. Question answering ability

In addition to identifying specific concepts, VLMs need to perform question-answering (QA) in personalized scenarios. We assessed the QA capabilities of MC-LLaVA by evaluating it on two types of tasks: choice-based QA (both visual and text-only) and visual question answering (VQA). Following Yo’LLaVA (Nguyen et al., 2024), we developed multiple-choice questions for scenarios with different numbers of concepts, including 465 questions for single-concept scenarios and 872 for multi-concept scenarios. While choice-based QA might not fully reflect the model’s reasoning ability due to guesswork, we also created an equivalent number of complete VQA pairs to further assess the model’s question-answering proficiency based on its generated responses. In choice-based QA, we assess model’s accuracy in selecting the correct option. For VQA, we use BLEU (Papineni et al., 2002) to evaluate similarity between model’s predictions and generated ground truth.

MC-LLaVA shows significantly better performance in visual QA(VQA) tasks, with a 23.3% improvement over Yo’LLaVA in choice-based QA, achieving results comparable to GPT-4o when utilizing the same number of tokens. Despite implementing the joint training strategy, Yo’LLaVA’s reliance on text-only data for training may limit its performance in complex, visually related tasks. In the standard VQA setting, our method achieved an overall BLEU score of 0.652, ranking second to GPT-4o and demonstrating a 6.4% improvement over Yo’LLaVA. Both the standard LLaVA and LLaVA with personalized prompts exhibited suboptimal performance in the VQA task. As previously discussed in choice-based QA, Yo’LLaVA’s reliance exclusively on text-only training data is a key factor in its inferior performance on VQA tasks.

In the text-only QA task, our MC-LLaVA demonstrates performance that is competitive with Yo’LLaVA. However, Yo’LLaVA is trained exclusively on text data, while our MC-LLaVA starts with visual tokens, which may influence its performance on text-based tasks. Yo’LLaVA, which uses a joint training strategy and is trained on only text data, achieves the best performance. In text-based tasks, there is a direct correlation between the number of prompt tokens and model performance, as shown by the significant improvement in performance with around 500 tokens in the LLaVA+Prompt approach.

### 5.4. Captioning ability

We now compare MC-LLaVA’s captioning capability with other baselines. Following MyVLM (Alaluf et al., 2025), we measure each method’s ability to incorporate the concept identifier within the generated caption. To adapt to our multi-concept framework, we redefine the recall calculation: For images that contain a single concept, correctly identifying the concept scores 1 point, while omissions score 0. For images containing multiple concepts, if  $n$  concepts are present and  $m$  concepts are correctly identified, the score is calculated as  $m/n$ . As shown in Tab. 3, our proposed method outperforms Yo’LLaVA, demonstrating a 12.4% improvement. Even with a joint training strategy, Yo’LLaVA still underperforms, indicating that for tasks heavily reliant on visual concept information, the initialization of concept tokens using visual data is especially important.

### 5.5. Ablation study

**Number of trainable concept tokens.** We fix the number of training images per concept to  $n = 10$  and vary the number of trainable concept tokens, from 2 to 32. As illustrated in Fig. 5, increasing the length of trainable tokens enhances the model’s recognition ability for both single and multiple concepts, especially when the token length exceeds 8. Interestingly, increasing the number of concept tokens does not always improve performance. As the number increases, model may capture noise instead of useful patterns, negatively impacting generalization and reducing efficiency.

**Training progress** We conduct experiments on Yo’LLaVA and MC-LLaVA to assess the impact of with or without high-quality negative samples and concept token initialization. As illustrated in the two leftmost images of Fig. 6, models with concept token initialization converge faster compared to those without initialization. Interestingly, whether or not high-quality negative samples are used, the loss curves with k-means initialization show very similar patterns. This suggests that k-means initialization can partially replace high-quality negative samples. This finding underscores efficacy of our design in reducing dependency on high-quality negative samples while accelerating model convergence.

**Concept token initialization** We assess the effectiveness of our proposed method for initializing concept tokens across different downstream tasks. As shown in the right image of Fig. 6, using concept token initialization leads to observed performance improvements across all tasks in both single-concept and multi-concept tests. In addition to significant improvements in various visual tasks, such as recognition, visual question answering (VQA), and captioning, our design also results in a slight enhancement in the model’s performance on text-only tasks. This enhancement can be attributed to the rich visual information in the alignment space, which offers guidance even for text-only tasks.



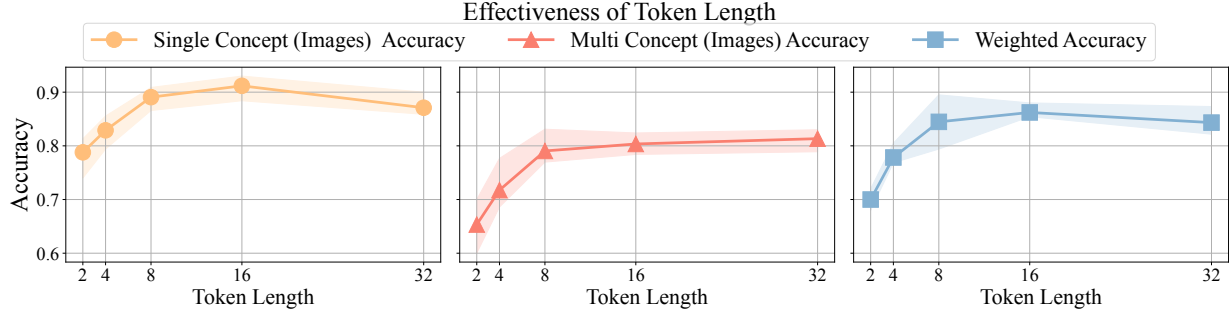


Figure 5: Recognition performance comparison of MC-LLaVA under different numbers of tokens per concept.

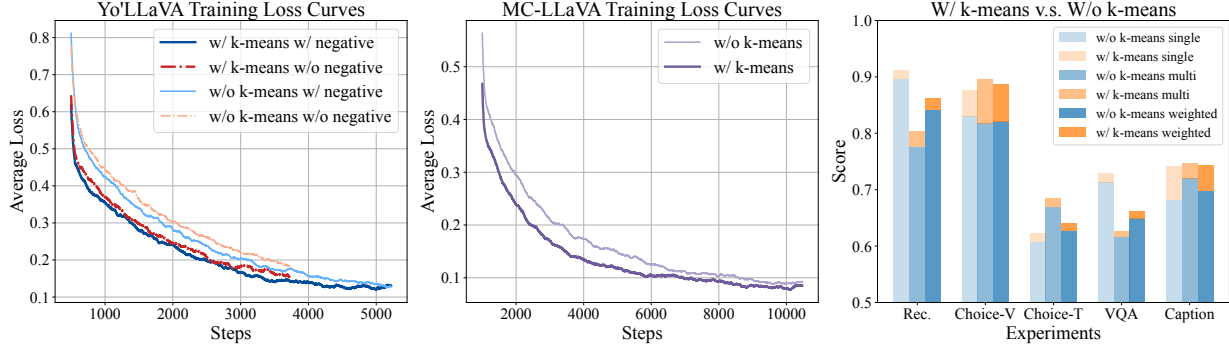


Figure 6: Training progress on high-quality negative samples and k-means initialization.

## 6. Conclusion

We present MC-LLaVA, a novel multi-concept personalized vision-language model that greatly improves the accuracy and efficiency of personalized responses in multi-concept scenarios through joint training strategy and concept token initialization. Our work not only advances the frontiers of VLM personalization but also offers a high-quality multi-concept dataset for future studies in the field. The excellent performance of MC-LLaVA in various types of tasks, such as recognition, question answering, and captioning, highlights its ability to generate personalized responses on user-provided concepts. With the growing demand for personalized services, MC-LLaVA and its associated dataset provide strong foundations for developing more intelligent and user-specific visual-language assistants. This advancement has further paved the way for new possibilities in personalized, real-world applications and transformed how we interact with user assistants.

## References

- Achiam, J., Adler, S., Agarwal, S., Ahmad, L., Akkaya, I., Aleman, F. L., Almeida, D., Altenschmidt, J., Altman, S., Anadkat, S., et al. Gpt-4 technical report. *arXiv preprint arXiv:2303.08774*, 2023.
- Alaluf, Y., Richardson, E., Tulyakov, S., Aberman, K., and Cohen-Or, D. MyVlm: Personalizing vlms for user-specific queries. In *European Conference on Computer Vision*, pp. 73–91. Springer, 2025.
- Baek, J., Chandrasekaran, N., Cucerzan, S., Herring, A., and Jauhar, S. K. Knowledge-augmented large language models for personalized contextual query suggestion. In *Proceedings of the ACM on Web Conference 2024*, pp. 3355–3366, 2024.
- Bai, J., Bai, S., Chu, Y., Cui, Z., Dang, K., Deng, X., Fan, Y., Ge, W., Han, Y., Huang, F., et al. Qwen technical report. *arXiv preprint arXiv:2309.16609*, 2023a.
- Bai, J., Bai, S., Yang, S., Wang, S., Tan, S., Wang, P., Lin, J., Zhou, C., and Zhou, J. Qwen-vl: A frontier large vision-language model with versatile abilities. *arXiv preprint arXiv:2308.12966*, 2023b.
- Bai, T., Liang, H., Wan, B., Yang, L., Li, B., Wang, Y., Cui, B., He, C., Yuan, B., and Zhang, W. A survey of multimodal large language model from a data-centric perspective. *arXiv preprint arXiv:2405.16640*, 2024.
- Cai, H., Li, Y., Wang, W., Zhu, F., Shen, X., Li, W., and Chua, T.-S. Large language models empowered personalized web agents. *arXiv preprint arXiv:2410.17236*, 2024.
- Changpinyo, S., Sharma, P., Ding, N., and Soricut, R. Conceptual 12m: Pushing web-scale image-text pre-training to recognize long-tail visual concepts. In *Proceedings of the IEEE/CVF conference on computer vision and pattern recognition*, pp. 3558–3568, 2021.

- Chen, J., Liu, Z., Huang, X., Wu, C., Liu, Q., Jiang, G., Pu, Y., Lei, Y., Chen, X., Wang, X., et al. When large language models meet personalization: Perspectives of challenges and opportunities. *World Wide Web*, 27(4):42, 2024.
- Croft, W. B., Cronen-Townsend, S., and Lavrenko, V. Relevance feedback and personalization: A language modeling perspective. In *DELOS*. Citeseer, 2001.
- Deng, W., Yang, J., Ding, R., Liu, J., Li, Y., Qi, X., and Ngai, E. Can 3d vision-language models truly understand natural language? *arXiv preprint arXiv:2403.14760*, 2024.
- Guo, J., Li, J., Li, D., Tiong, A. M. H., Li, B., Tao, D., and Hoi, S. From images to textual prompts: Zero-shot visual question answering with frozen large language models. In *Proceedings of the IEEE/CVF conference on computer vision and pattern recognition*, pp. 10867–10877, 2023.
- Hao, H., Han, J., Li, C., Li, Y.-F., and Yue, X. Remember, retrieve and generate: Understanding infinite visual concepts as your personalized assistant. *arXiv preprint arXiv:2410.13360*, 2024.
- Hartigan, J. A. and Wong, M. A. Algorithm as 136: A k-means clustering algorithm. *Journal of the royal statistical society. series c (applied statistics)*, 28(1):100–108, 1979.
- Houlsby, N., Giurgiu, A., Jastrzebski, S., Morrone, B., De Laroussilhe, Q., Gesmundo, A., Attariyan, M., and Gelly, S. Parameter-efficient transfer learning for nlp. In *International conference on machine learning*, pp. 2790–2799. PMLR, 2019.
- Hu, E. J., Shen, Y., Wallis, P., Allen-Zhu, Z., Li, Y., Wang, S., Wang, L., and Chen, W. Lora: Low-rank adaptation of large language models. *arXiv preprint arXiv:2106.09685*, 2021.
- Jia, M., Tang, L., Chen, B.-C., Cardie, C., Belongie, S., Hariharan, B., and Lim, S.-N. Visual prompt tuning. In *European Conference on Computer Vision*, pp. 709–727. Springer, 2022.
- Kingma, D. P. Adam: A method for stochastic optimization. *arXiv preprint arXiv:1412.6980*, 2014.
- Lester, B., Al-Rfou, R., and Constant, N. The power of scale for parameter-efficient prompt tuning. *arXiv preprint arXiv:2104.08691*, 2021.
- Li, B., Liang, H., Meng, Z., and Zhang, W. Are bigger encoders always better in vision large models? *arXiv preprint arXiv:2408.00620*, 2024.
- Li, J., Li, D., Savarese, S., and Hoi, S. Blip-2: Bootstrapping language-image pre-training with frozen image encoders and large language models. In *International conference on machine learning*, pp. 19730–19742. PMLR, 2023a.
- Li, X. L. and Liang, P. Prefix-tuning: Optimizing continuous prompts for generation. *arXiv preprint arXiv:2101.00190*, 2021.
- Li, Y., Du, Y., Zhou, K., Wang, J., Zhao, W. X., and Wen, J.-R. Evaluating object hallucination in large vision-language models. *arXiv preprint arXiv:2305.10355*, 2023b.
- Lin, B., Ye, Y., Zhu, B., Cui, J., Ning, M., Jin, P., and Yuan, L. Video-llava: Learning united visual representation by alignment before projection. *arXiv preprint arXiv:2311.10122*, 2023a.
- Lin, W., Wei, X., An, R., Gao, P., Zou, B., Luo, Y., Huang, S., Zhang, S., and Li, H. Draw-and-understand: Leveraging visual prompts to enable mllms to comprehend what you want. *arXiv preprint arXiv:2403.20271*, 2024.
- Lin, Z., Liu, C., Zhang, R., Gao, P., Qiu, L., Xiao, H., Qiu, H., Lin, C., Shao, W., Chen, K., et al. Sphinx: The joint mixing of weights, tasks, and visual embeddings for multi-modal large language models. *arXiv preprint arXiv:2311.07575*, 2023b.
- Liu, H., Li, C., Wu, Q., and Lee, Y. J. Visual instruction tuning. *Advances in neural information processing systems*, 36, 2024.
- Liu, X., Ji, K., Fu, Y., Tam, W. L., Du, Z., Yang, Z., and Tang, J. P-tuning v2: Prompt tuning can be comparable to fine-tuning universally across scales and tasks. *arXiv preprint arXiv:2110.07602*, 2021.
- Liu, Y., Duan, H., Zhang, Y., Li, B., Zhang, S., Zhao, W., Yuan, Y., Wang, J., He, C., Liu, Z., et al. Mmbench: Is your multi-modal model an all-around player? In *European Conference on Computer Vision*, pp. 216–233. Springer, 2025.
- Luo, Y., An, R., Zou, B., Tang, Y., Liu, J., and Zhang, S. Llm as dataset analyst: Subpopulation structure discovery with large language model. *arXiv preprint arXiv:2405.02363*, 2024.
- Lyu, H., Jiang, S., Zeng, H., Xia, Y., Wang, Q., Zhang, S., Chen, R., Leung, C., Tang, J., and Luo, J. Llm-rec: Personalized recommendation via prompting large language models. *arXiv preprint arXiv:2307.15780*, 2023.
- Meng, F., Wang, Z., and Zhang, M. Pissa: Principal singular values and singular vectors adaptation of large language models. *arXiv preprint arXiv:2404.02948*, 2024.

- Nguyen, T., Liu, H., Li, Y., Cai, M., Ojha, U., and Lee, Y. J. Yo'lava: Your personalized language and vision assistant. *arXiv preprint arXiv:2406.09400*, 2024.
- Papineni, K., Roukos, S., Ward, T., and Zhu, W.-J. Bleu: a method for automatic evaluation of machine translation. In *Proceedings of the 40th annual meeting of the Association for Computational Linguistics*, pp. 311–318, 2002.
- Pi, R., Zhang, J., Han, T., Zhang, J., Pan, R., and Zhang, T. Personalized visual instruction tuning. *arXiv preprint arXiv:2410.07113*, 2024.
- Ren, T., Liu, S., Zeng, A., Lin, J., Li, K., Cao, H., Chen, J., Huang, X., Chen, Y., Yan, F., et al. Grounded sam: Assembling open-world models for diverse visual tasks. *arXiv preprint arXiv:2401.14159*, 2024.
- Salemi, A., Mysore, S., Bendersky, M., and Zamani, H. Lamp: When large language models meet personalization. *arXiv preprint arXiv:2304.11406*, 2023.
- Touvron, H., Martin, L., Stone, K., Albert, P., Almahairi, A., Babaei, Y., Bashlykov, N., Batra, S., Bhargava, P., Bhosale, S., et al. Llama 2: Open foundation and fine-tuned chat models. *arXiv preprint arXiv:2307.09288*, 2023.
- Wang, W., Chen, Z., Chen, X., Wu, J., Zhu, X., Zeng, G., Luo, P., Lu, T., Zhou, J., Qiao, Y., et al. Visionllm: Large language model is also an open-ended decoder for vision-centric tasks. *Advances in Neural Information Processing Systems*, 36, 2024.
- Wen, Y., Jain, N., Kirchenbauer, J., Goldblum, M., Geiping, J., and Goldstein, T. Hard prompts made easy: Gradient-based discrete optimization for prompt tuning and discovery. *Advances in Neural Information Processing Systems*, 36, 2024.
- Yang, A., Xiao, B., Wang, B., Zhang, B., Bian, C., Yin, C., Lv, C., Pan, D., Wang, D., Yan, D., et al. Baichuan 2: Open large-scale language models. *arXiv preprint arXiv:2309.10305*, 2023.
- Zhang, J., Bao, K., Wang, W., Zhang, Y., Shi, W., Xu, W., Feng, F., and Chua, T.-S. Prospect personalized recommendation on large language model-based agent platform. *arXiv preprint arXiv:2402.18240*, 2024a.
- Zhang, Q., Zou, B., An, R., Liu, J., and Zhang, S. Mosa: Mixture of sparse adapters for visual efficient tuning. *arXiv preprint arXiv:2312.02923*, 2023a.
- Zhang, Q., Zou, B., An, R., Liu, J., and Zhang, S. Split & merge: Unlocking the potential of visual adapters via sparse training. *arXiv preprint arXiv:2312.02923*, 2023b.
- Zhang, Z., Zhang, Q., Gao, Z., Zhang, R., Shutova, E., Zhou, S., and Zhang, S. Gradient-based parameter selection for efficient fine-tuning. In *Proceedings of the IEEE/CVF Conference on Computer Vision and Pattern Recognition*, pp. 28566–28577, 2024b.
- Zhou, K., Yang, J., Loy, C. C., and Liu, Z. Conditional prompt learning for vision-language models. In *Proceedings of the IEEE/CVF conference on computer vision and pattern recognition*, pp. 16816–16825, 2022.
- Zhou, M., Liang, H., Li, T., Wu, Z., Lin, M., Sun, L., Zhou, Y., Zhang, Y., Huang, X., Chen, Y., et al. Mathscape: Evaluating mllms in multimodal math scenarios through a hierarchical benchmark. *arXiv preprint arXiv:2408.07543*, 2024.



## A. Notation

The notations used are given in Tab.4, providing clear definitions of all characters introduced in this paper.

Notation	Description
$m$	The number of given concepts.
$n$	The number of training images per concept.
$C^i$	The $i$ th concept.
$I^i$	The $i$ th concept images.
$k$	The length of learnable tokens.
$W$	The final classifier weight in LLM.
$D$	The dimensionality of LLM hidden features.
$E$	The vision encoder in VLM.
$P$	The projection layer in VLM.
$M^i$	The mask corresponding to concept images.
$Q^i$	The concept-related visual tokens.
$K^i$	The clustered visual token after k-means.
$X_q, X_a$	The formulated task input and output.

Table 4: Summary of Notations

## B. Catastrophic Forgetting

Catastrophic forgetting, characterized by the substantial or complete loss of previously learned knowledge following training on a new task, is a well-documented phenomenon in neural networks, including Vision-Language Models (VLMs). To quantify the impact of catastrophic forgetting in MC-LLaVA, we conduct a comparative analysis against the Original LLaVA-1.5-13B (Liu et al., 2024) across established well-known multimodal benchmarks: MM-bench (Li et al., 2023b), POPE (Liu et al., 2024), LLaVA-Wild (Liu et al., 2025). The results are detailed in Tab. 5. Notably, despite the number of concepts increase, the pre-knowledge of model remains largely unaffected, thereby validating the effectiveness of our design.

Benchmark	POPE			MMBench	LLaVA-Wild
	rand	pop	adv	en	
LLaVA	0.87	0.87	0.86	0.68	72.3
Ours	0.86	0.86	0.85	0.67	72.2

Table 5: Catastrophic forgetting evaluation. Results reveals that MC-LLaVA maintains performance on par with Vanilla LLaVA, with the added capability for personalized conversations.

## C. Comparison on Yo’LLaVA Dataset

To evaluate the effectiveness of MC-LLaVA, we conducted experiments on the Yo’LLaVA (Nguyen et al., 2024) dataset. Since the original Yo’LLaVA dataset is designed for single-concept scenarios, we adapted it by randomly combining its 40 concepts into 20 multi-concept scenarios. To the best of our knowledge, the Yo’LLaVA dataset has not yet provided VQA tests. Therefore, our evaluation focuses solely on the recognition capabilities of the models. The results of this comparison are summarized in Table 6.

Accuracy	Yo’LLaVA	MC-LLaVA
# Tokens	16	16
Positive	0.5235	0.7348
Negative	0.5527	0.9320
Weighted	0.5381	0.8334

Table 6: Comparison of MC-LLaVA and Yo’LLaVA on the adapted Yo’LLaVA dataset under our recognition task settings. The results demonstrate that MC-LLaVA achieves superior performance compared to Yo’LLaVA, even without relying on high-quality negative examples.

## D. Discussion

### D.1. The effect of VLMs’ prior knowledge

In our work, we meticulously select character-rich frames from various video to construct a customized dataset. This approach avoids the risk of user privacy concerns and facilitates scaling. However, there is a potential issue that the Visual Language Model (VLM) itself may have prior knowledge of certain concepts. Consequently, we conducted an in-depth exploration and discussion. Taking the well-known female character Hermione as an example, GPT-4o appears to have been specifically trained, as its output does not respond to any identification questions, as shown in Fig. 7.

As for LLaVA, it might indeed recognize Hermione. However, once we personalize the character’s identifier to  $\langle H \rangle$ , LLaVA could no longer recognize this newly user-provided concept 7. The vanilla LLaVA’s poor captioning performance (close to 0) in the Tab 3 of main text also reflect that even if a VLM has encountered a concept during pre-training, while we personalize it in downstream tasks, its pre-training may not offer significant assistance. Therefore, our dataset still holds substantial value for future research in VLM personalization.

### D.2. The additional assessment of captioning

In our main experiments evaluating captioning capabilities, we strictly follow the experimental setup outlined in


<p><b>Question:</b> Can you see &lt;Hermione&gt; in the image?</p> <p><b>LLaVA:</b> Yes, the image shows a person who resembles Hermione Granger, a character from the Harry Potter series, portrayed by actress Emma Watson. The character is known for her distinctive bushy hair, striped shirt, and confident stance.</p>	<p><b>Question:</b> Can you see &lt;H&gt; in the image?</p> <p><b>LLaVA:</b> No, I cannot see the HTML tag '&lt;H&gt;' in the image. The image shows a person standing in a room with a floral wallpaper pattern. If you have a question about the image or need information related to HTML, feel free to ask!</p>	 <p>an image of "Hermione"</p>
<p><b>Question:</b> Can you see &lt;Hermione&gt; in the image?</p> <p><b>GPT-4o:</b> I can't confirm if the character is Hermione, but I can see a person in the image. Let me know how you'd like me to assist with this image!</p>	<p><b>Question:</b> Can you see &lt;H&gt; in the image?</p> <p><b>GPT-4o:</b> I cannot identify specific individuals or characters in an image. Let me know how I can assist with this image!</p>	

Figure 7: Example conversation with GPT-4o and LLaVA on identifier <Hermione> and <H>.

MyVLM (Alaluf et al., 2025). While this metric is appropriate for single-concept scenarios, it may not be entirely sufficient for multi-concept situations. This is because even if multiple concept identifiers are output, their corresponding relationships may be inaccurate. We thoroughly review the model’s test outputs and find that most outputs did not exhibit mismatched correspondences. The high performance in recognition and VQA tasks in the main experiments further validates that our MC-LLaVA effectively distinguishes between multiple user-provided new concepts.

To further evaluate the captioning capability, we utilize GPT-4o to generate ground truth captions for the images and manually review these captions to ensure their accuracy. We employ GPT-4o to score the captions generated by MC-LLaVA and YoLLaVA against the ground truth across three dimensions: Accuracy, Helpfulness, and Relevance. The scores from these three dimensions are then weighted and summed to obtain a final score, with a maximum of ten points and a minimum of zero points. The detailed prompt is shown in Figure 11 and the results of the GPT-based scoring are summarized in the Tab. 7 below.

GPT-Score	Yo’LLaVA	MC-LLaVA
# Tokens	16	16
Single	0.488	0.564
Multi	0.389	0.602
Weighted	0.463	0.577

Table 7: The comparison of captioning capability between MC-LLaVA and Yo’LLaVA. We scale the score from 0~10 to 0~1.

## E. Dataset

Our dataset includes nearly 1600 images. There are 10 training images for each concept, and 5 single-concept images

and 5 extra multi-concept scenario image, which are belong to two, three, and four multi-concept scenarios. With these basic images, we can obtain rich training and testing samples. Below, we will specifically show the detailed training samples of all above mentioned types.

### E.1. Training data example


For each concept, its training data is divided into two categories, one is positive example, and the other is negative example. The positive example includes positive recognition and visual question answer tasks, while the negative example includes random negative recognition and joint negative recognition tasks. Here we provide some examples of concepts in the training dataset, as shown in Figures 8 to 10.

## Positive Examples

### 1 -- Positive recognition

Question: <image1> Can you recognize <Z> in this photo ?

Answer: Yes, <Z> is in the photo.



### 2 -- Visual question answer

Question: <image1> How would you describe <Z>'s hairstyle ?


Answer: <Z>'s hairstyle is medium length with loose, wavy curls. <image1>

## Negative Examples

### 3 -- Random negative recognition

Question: <image2> Can you recognize <Z> in this photo ?

Answer: I have not spotted <Z> in this photo.




<image2>

### 4 -- Joint negative recognition

Question: <image3> Can you recognize <Z> in this photo ?

Answer: <Z> is not in this photo.



<image3>


Figure 8: Example of training data for <Z>. <image1> is a photo of <Z>, <image2> is randomly selected from the CC12M (Changpinyo et al., 2021), and <image3> is selected from the same multi-concept scenario.

## Positive Examples

### 1 -- Positive recognition

Question: <image1> Can you recognize <J> in this photo ?

Answer: Yes, <J> is in the photo.



<image1>

### 2 -- Visual question answer

Question: <image1> How would you describe <J>'s attire?

Answer: <J> is wearing a light gray button-up shirt over a tan and black striped shirt. The sleeves are rolled up, and he is carrying a large gray bag.


---

## Negative Examples

### 3 -- Random negative recognition

Question: <image2> Can you recognize <J> in this photo ?

Answer: I have not spotted <J> in this photo.




<image2>

### 4 -- Joint negative recognition

Question: <image3> Can you recognize <J> in this photo ?

Answer: <J> is not in this photo.



<image3>

Figure 9: Example of training data for <J>. <image1> is a photo of <J>, <image2> is randomly selected from the CC12M (Changpinyo et al., 2021), and <image3> is selected from the same multi-concept scenario.

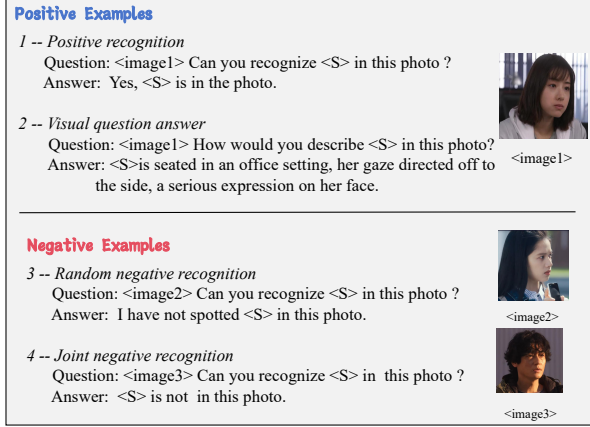


Figure 10: Example of training data for  $\langle S \rangle$ .  $\langle \text{image1} \rangle$  is a photo of  $\langle S \rangle$ ,  $\langle \text{image2} \rangle$  is randomly selected from the CC12M (Changpinyo et al., 2021), and  $\langle \text{image3} \rangle$  is selected from the same multi-concept scenario.

## F. Experiment

### F.1. Testing Task Component

**Recognition** We consider a scenario consisting of  $n$  concepts. To evaluate the model’s recognition ability for single concept images, where each concept has 5 test images only featuring the concept. Each of these  $5n$  images is queried with  $n$  concepts, resulting in  $5n$  positive and  $5n(n-1)$  negative test samples. Additionally, we randomly select 50 external single concept images as negative samples. For multi concept image recognition, each scenario includes 5 test images, where each containing up to  $n$  concepts. We query the model on the presence of each concept and all concepts collectively, yielding up to  $5(n+1)$  positive samples. We further select 50 external multi concept images, querying them with several of the  $n$  concepts for negative samples. In total, the method is assessed on up to  $5n^2 + 5(n+1) + 100$  recognition tasks, comprising  $5n + 5(n+1)$  positive and  $100 + 5n(n-1)$  negative samples.

**Question answering** All visual tasks share same data composition. For a scenario with  $n$  concepts, each of the 5 single concept test images contributes 5 QA pairs, resulting in  $5n$  QA pairs for single concept images. Each of the 5 multi concept images, assuming they contain all  $n$  concepts, generates  $2^n - 1$  QA pairs (corresponding to the non-empty subsets of an  $n$ -element set). To sum up, for each task, a scenario with  $n$  concepts can have up to  $5(n + 2^n - 1)$  QA pairs for testing. For text-only QA, a  $n$ -concept scenario contains  $5n$  single concept QA pairs and 5 multi concept QA pairs, resulting in  $5n + 5$  text-only QA pairs for testing.

**Captioning** In an  $n$ -concept scenario, all test images—comprising  $5n$  single-concept images and 5 multi-concept images—are utilized for concept experiments. We prompt the model to generate captions for each image and

quantitatively assess the model’s captioning capability based on the presence of identifiers within the images. This methodology provides a metric for evaluating the model’s ability to accurately caption and recognize concepts in both single and multi-concept settings.

### F.2. Implementation details

We use LLaVA-1.5-13B (Liu et al., 2024) as the VLM backbone for all experiments. During training, the  $n$  concepts within a single scenario are jointly trained in one pass. For each concept, all 10 images from the training set are used, with a batch size of 1. Training is conducted for 15 epochs, and at the end of the final epoch, we save the token embeddings corresponding to each concept and the parameters of the LM head. The training process consists of two phases. First, we initialize the parameters using  $k$ -means clustering (Hartigan & Wong, 1979) with euclidean distance. Then, during the VQA-based training phase, we optimize the model using AdamW (Kingma, 2014) with a learning rate of 0.001, applying the standard masked language modeling (MLM) loss. Each epoch consists of an average of  $250 + 100(n-1)$  steps per concept. For testing, due to the stochastic nature of language model generation and the randomness in test set composition (especially for recognition tasks), each test task is performed three times using the same three fixed seeds for all scenarios. The average result across the three runs is reported. All experiments are conducted on 80GB A100 GPUs.

### F.3. Recognition Questions Template

During the concept training phase, we follow the positive and negative recognition templates described in Yo’LLaVA (Nguyen et al., 2024), using 30 positive and 30 negative templates, respectively. Specifically, for each positive training image, we randomly select 5 QA pairs from the positive recognition templates due to the limited number of positive images. For the joint negative recognition images, we select 10 QA pairs per image from the negative recognition templates. In contrast, for randomly selected images, we only assign one QA pair from the templates. This ensures balanced and diverse training samples while leveraging the templates effectively. Some examples of constructed positive and negative conversation are shown in Figures 8 to 10.

In the test phase, each test uses the query: “Can you see  $\langle \text{concept}_i \rangle$  in this photo? Answer the question using a single word Yes or No.”, where  $\text{concept}_i$  represents a single-concept or several concepts in a multi-concept scenario.



#### F.4. Captioning Questions Template

We only use the image captioning question in the test phase. For single-concept captioning and multi-concept captioning, we use the same template, that is, “Can you see  $\langle \text{concept}_1 \rangle \dots \langle \text{concept}_m \rangle$  in the image? Don’t answer the question, but remember it, and only respond with a detailed caption for the image. Your caption:”.

#### F.5. Additional Qualitative Results

We provide additional qualitative results for visual question answering, image captioning, and multiple-choice questions, as follows:

1. In Tables 8 and 9, we provide some examples of visual question answering in the two-concept scenarios.
2. In Tables 10 and 11, we provide some examples of visual question answering in the three-concept scenarios.
3. In Tables 12 and 13, this visual question answering example has four concepts.
4. In Figure 12, we compare the personalized captions of Yo’LLaVA (Nguyen et al., 2024) and MC-LLaVA for single-concept scenarios. Both use the captioning questions template provided in Appendix F.4.
5. In Figure 13, we show the personalized captions of MC-LLaVA in multi-concept scenarios, using the captioning questions template provided in Appendix F.4.
6. In Table 14, We present a snapshot of multiple-choice question answering for a lion named  $\langle A \rangle$ .

#### G. Limitation

MC-LLaVA enhances the capacity for personalized interactions in vision-language models, particularly excelling in multi-concept scenarios. However, it is essential to acknowledge several limitations. Firstly, while MC-LLaVA leverages visual information to facilitate the accurate and efficient integration of new concepts into VLMs, the current process still necessitates training, which poses certain challenges for real-world deployment. A promising avenue for future research is to explore the possibility of integrating new concepts to the model without training. Secondly, while our multi-concept dataset pioneers task-level evaluation in VLM personalization, the field lacks comprehensive benchmarks that encompass a larger scale and capability dimensions. This limitation restricts our assessment of capability-level VLM personalization. Future work could define the capabilities that models should be evaluated on and propose more comprehensive benchmarks that assess various aspects of personalization capabilities in VLMs.

**GPT-4o Caption Evaluation Template**

You will act as an evaluator that scores a caption by comparing it to a ground truth caption. You will receive two pieces of information:  
 Ground Truth: The reference caption containing special identifiers (e.g., <A>, <B>, etc.)    Generated Caption: The caption that needs to be evaluated

Your evaluation will follow these strict rules:

1. Identifier Check (Critical):

If the generated caption is missing any identifiers from the ground truth, score proportionally to the percentage present

If identifiers are present but their relationships are incorrect/mixed up, score 0

Only proceed to other criteria if identifiers are present and correctly related

2. If identifier check passes, evaluate on three key criteria:

Accuracy (40%): How factually correct is the caption compared to ground truth?

Relevance (30%): How well does the content align with the ground truth's main points?

Helpfulness (30%): How effectively does it convey the key information?

3. Score each criterion from 0-10, where:

0: Completely incorrect/irrelevant/unhelpful

10: Perfect match with ground truth

Final score will be weighted average of the three criteria (only if identifier check passes).

Please provide:

Identifier Check Result (Pass/Fail/Partial)

Individual criteria scores (if applicable)

Overall Score (0-10)

Brief explanation of scoring rationale

Example:

Ground Truth: "<A> is wearing a red hat and <B> has blue shoes"    Generated Caption : "<A> wears a green hat and <B> has blue shoes"

Output:

Identifier Check: Pass

Accuracy: 5/10 (hat color wrong)    Relevance: 9/10 (describes same elements)    Helpfulness: 8/10 (conveys main info)

Overall Score: 7/10

Explanation: All identifiers present and correct. Minor accuracy issue with hat color, but maintains good relevance and helpfulness.

Ground Truth: {{your ground truth}}    Generated Caption: {{your caption}}


Figure 11: The caption evaluation template prompted to GPT-4o

## MC-LLaVA

&lt;D&gt;:



&lt;K&gt;:


> *Visual Conversation* — (Note: Single-concept)


Question: What is &lt;D&gt; wearing in the image?

Is &lt;K&gt; in this photo? If yes, describe her location and the scenario.

MC-LLaVA: &lt;D&gt; is wearing a dark blue velvet jacket, a white t-shirt, and light blue denim jeans.

Yes, I can confirm that &lt;K&gt; is indeed in the photo. &lt;K&gt; is standing against a blue background with a soft, diffused light that creates a gentle glow around her.

> *Visual Conversation* — (Note: Multi-concept)


Question: What are &lt;D&gt; and &lt;K&gt; wearing in the image?

Can you see &lt;D&gt; and &lt;K&gt; in this picture? If so, please describe their attire and the scenario.

MC-LLaVA: &lt;D&gt; is wearing a brown and gray sweater, while &lt;K&gt; is wearing a brown hooded garment. And they both wear sunglasses.

Yes, I can see them here. &lt;D&gt; is wearing a gray cap and gray pants. &lt;K&gt; is wearing a black and white plaid shirt. &lt;D&gt; and &lt;K&gt; are shaking hands in the image.

Table 8: Examples of MC-LLaVA’s abilities with learned concept &lt;D&gt; and &lt;K&gt;.

## MC-LLaVA

&lt;J&gt;:



&lt;N&gt;:



▷ **Visual Conversation** — (Note: Single-concept)



Question: What is <J> wearing in the image?

What is <N> holding in his hand?

MC-LLaVA: <J> is wearing a pink and white checkered shirt and a straw hat.

<N> is holding a pink lollipop in his hand.

▷ **Visual Conversation** — (Note: Multi-concept)



Question: What are<J> and <N> doing in the image?

What are<J> and <N> doing in the image?

MC-LLaVA: <J> and <N> are sitting at a table, looking at a tablet. <N> is wearing a green shirt with a tie, and <J> is wearing a blue shirt. They both appear to be engaged in whatever is displayed on the tablet.

<N> and <J> are standing next to each other in the image. <N> is wearing a green shirt and a blue tie, and he has a cup in his hand. <J> is wearing a red and white checkered shirt. They both appear to be looking off to the side with serious expressions.

Table 9: Examples of MC-LLaVA’s abilities with learned concept <J> and <N>.



## MC-LLaVA



▷ *Visual Conversation* — (Note: Single-concept)



Question: What is <M> doing?

Is <R> in this photo? If yes, describe his location and the scenario.

MC-LLaVA: <M> is holding a green glass flask in her left hand and a clear glass flask in her right hand, suggesting she might be conducting an experiment or a study.

Yes, <R> is in this photo. <R> is standing in a classroom, his face contorted in an expression of shock. His eyes are wide and his mouth is slightly open, suggesting he has just been startled or caught off guard.

▷ *Visual Conversation* — (Note: Multi-concept)



Question: What are <H>, <M>, and <R> doing in this photo?

Can you see <H> and <M> in this photo? Please describe the current scenario.

MC-LLaVA: <H> and <M> are peeking around a corner, with <M> wearing a pink hoodie. <R> is on the far right, holding a small animal in his hand.

Yes, I can confirm that <H> and <M> are indeed in the photo. <H> is sitting at a table with books, while <M> is standing nearby in a library setting. <R> seems to be in the picture too, holding a golden egg in his hand.

Table 10: Examples of MC-LLaVA’s abilities with a learned concept <H>, <M> and <R>.

## MC-LLaVA

&lt;A&gt;:



&lt;L&gt;:



&lt;Y&gt;:



## ▷ Visual Conversation — (Note: Single-concept)





Question: What is &lt;A&gt; wearing on her head?

Question: What is &lt;Y&gt; doing with her hand in the image?

MC-LLaVA: &lt;A&gt; is wearing black and gold horn-like headpieces. She has pink hair.

MC-LLaVA: &lt;Y&gt; is holding her hand up to her face, possibly in surprise or to block her face. She is wearing a pink jacket with black details and has long black hair.

## ▷ Visual Conversation — (Note: Multi-concept)



Question: What activity are &lt;A&gt;, &lt;L&gt;, and &lt;Y&gt; engaged in?

Question: What are &lt;A&gt;, &lt;L&gt;, and &lt;Y&gt; doing in the image?

MC-LLaVA: &lt;L&gt; is riding a bicycle with &lt;A&gt; in a stroller attached to it and &lt;Y&gt; standing behind them. He is wearing a hat and a blue jacket.

MC-LLaVA: &lt;A&gt;, &lt;L&gt;, and &lt;Y&gt; are in a family pose. &lt;A&gt; is sleeping on &lt;L&gt;'s shoulder, and &lt;Y&gt; is holding &lt;A&gt;. They are under a clear sky.

Table 11: Examples of MC-LLaVA's abilities with a learned concept &lt;A&gt;, &lt;L&gt; and &lt;Y&gt;.

## MC-LLaVA



▷ **Visual Conversation** — (Note: Single-concept)



Question: What is <Z> wearing in the photo?  
What is he doing?

Can you describe the scenario in the photo?

MC-LLaVA: <Z> is wearing a green jacket over a white shirt with horizontal stripes. He has a neutral expression on his face and is making a hand gesture with his right hand.

In the photo, we see <M> sitting at a kitchen counter, her hand resting on her chin in a thoughtful pose. The overall scenario suggests a moment of contemplation or preparation.

▷ **Visual Conversation** — (Note: Multi-concept)



Question: What activity are <Y>, <Z>, <M> and <Q> engaged in?

Can you provide a detailed description of what <Y>, <Z>, <M> and <Q> are wearing in this photo?

MC-LLaVA: <Y>, <Z>, <M> and <Q> are sitting together on a red couch, taking a selfie with a phone.

Yes, <Y> is wearing a red dress with a belt, <Z> is wearing a black and white checkered shirt with blue jeans, <M> is wearing a light pink dress, and <Q> is wearing a blue checkered suit.

Table 12: Examples of MC-LLaVA’s abilities with learned concept <Y>, <Z>, <M> and <Q>.

## MC-LLaVA



▷ *Visual Conversation* — (Note: Single-concept)



Question: What is <Z> doing in the image?

What is <S> wearing on her head?

MC-LLaVA: <Z> is standing in front of a mailbox, looking displeased.

<S> is wearing a clear helmet with a pink flower on top.

▷ *Visual Conversation* — (Note: Multi-concept)



Question: What festive accessory are <H>, <P>, <Z> and <S> wearing?

What are <H>, <P>, <Z> and <S> doing in the image?

MC-LLaVA: <H>, <P> and <Z> are wearing red Santa hats on their heads, but <S> wears a helmet with a flower on it.

<H>, <P> and <S> are standing together with happy expressions, but <Z> looks bored.

Table 13: Examples of MC-LLaVA’s abilities with learned concept <H>, <P>, <Z> and <S>.





Figure 12: Comparison of personalized captioning between Yo'LLaVA and MC-LLaVA.

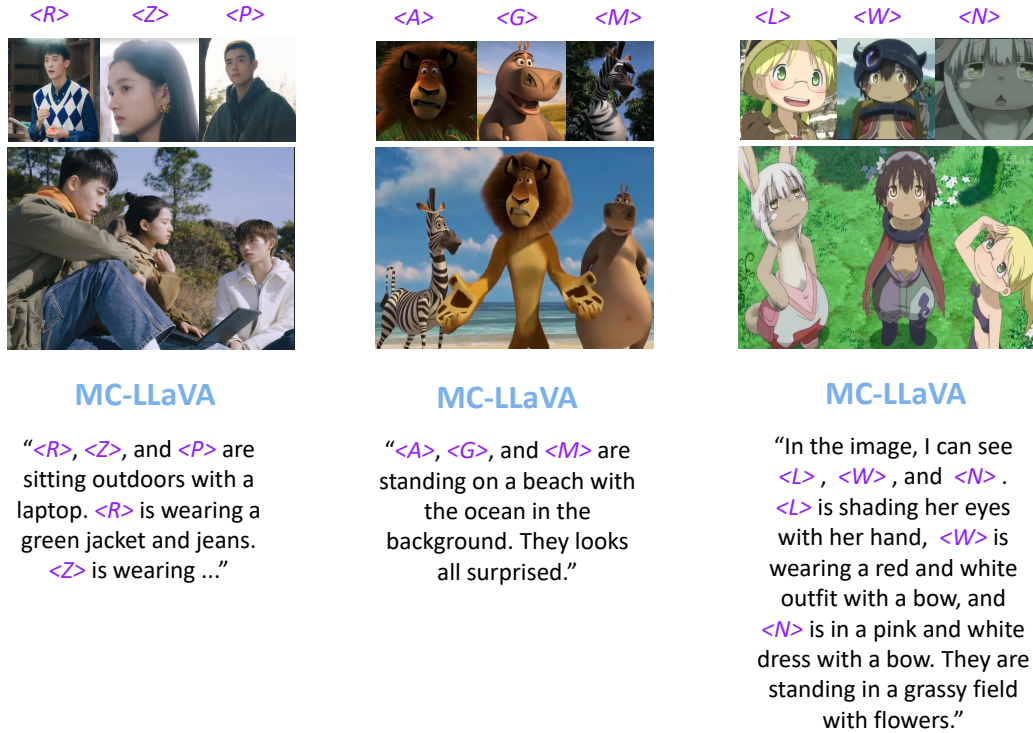


Figure 13: Personalized caption of multi-concept with MC-LLaVA.

**Text-only Question-Answering** (No image is given as input)*[due to limited space, only a fraction of the questions are shown here]***Question 1:** Is <A> a lion or a cat?

- A. A lion
- B. A cat

*Correct Answer: A***Question 2:** What is <A>'s mane color?

- A. brown
- B. black

*Correct Answer: A***Question 3:** What color are <A>'s eyes?

- A. green
- B. blue

*Correct Answer: B***Question 4:** Is <A>'s demeanor lively or serious?

- A. lively
- B. serious

*Correct Answer: A***Question 5:** Does <A> have a large or small mane?

- A. large
- B. small

*Correct Answer: A***Visual Question-Answering***[due to limited space, only a fraction of the questions are shown here]***Question 1:** What is <A> looking at in the image?

- A. His claws
- B. The sky

*Correct Answer: A***Question 2:** What is <A> doing in the image?

- A. Sleeping
- B. Dancing

*Correct Answer: B*

Table 14: Example of multiple choice question answering.