

Discrete vs. continuous dynamics in biology: When do they align and when do they diverge?

Jiao Shuyun¹ and David Waxman²

¹Shanxi Key Laboratory of Cryptography and Data Security.
Shanxi Normal University, 339 Taiyu Road, Taiyuan, Shanxi, 030031, PRC

²Centre for Computational Systems Biology, ISTBI,
Fudan University, 220 Handan Road, Shanghai 200433, PRC

¹Email: jiaosy@sxnu.edu.cn

ORCID ID: 0000-0002-4738-4668

²Email: davidwaxman@fudan.edu.cn

ORCID ID: 0000-0001-9093-2108

²Corresponding author.

Abstract

Many biological systems are governed by difference equations and exhibit discrete-time dynamics. Examples include the size of a population when generations are non-overlapping, and the incidence of a disease when infections are recorded at fixed intervals. For discrete-time systems lacking exact solutions, continuous-time approximations are frequently employed when small changes occur between discrete time steps.

Here, we present an approach motivated by exactly soluble discrete time problems. We show that such systems have continuous-time descriptions (governed by differential equations) whose solutions precisely agree, at the discrete times, with the discrete time solutions, irrespective of the size of changes that occur.

For discrete-time systems lacking exact solutions, we develop approximate continuous-time models that can, to high accuracy, capture rapid growth and decay. Our approach employs mappings between difference and differential equations, generating functional solutions that exactly or closely preserve the original discrete time behaviour. It uncovers fundamental structural parallels and also distinctions between the difference equation and the ‘equivalent’ differential equation. The findings we present cover both time-homogeneous and time-inhomogeneous systems.

For completeness, we also consider discrete-time systems with the most rapid oscillatory behaviour possible, namely a sign change each time step. We show, for exactly soluble cases, that such systems also have a continuous-time description, but that this comes at the expense of generally complex-valued solutions.

This work has applications in, for example, population genetics, ecology and epidemic modelling. By bridging discrete and continuous representations of a system, it enhances insights/analysis of different types of dynamics.

1 Introduction

Discrete time dynamics arise naturally in biological systems. Classical examples include: annual plant populations with non-overlapping generations [1]; disease surveillance data collected at fixed intervals [2, 3]; seasonal diseases such as measles [3], which can exhibit near periodic variation; pharmacokinetic/pharmacodynamic modelling for discrete dosing [4]. Each of these applications illustrates biological phenomena that involve discrete or near discrete events, possibly within the context of continuous time systems.

Discrete time dynamics is usually described by a *difference equation*. A continuous time approximation follows by first approximating the difference equation by a *differential equation*, and then finding the continuous time solution. Such an approximation is commonly used when changes between discrete time steps are small. However, some biological systems can exhibit appreciable changes between time steps, e.g., viral load doubling, rapid spread of a large R infection, and geometric growth with an appreciable growth factor. Generally, continuous time approximations fail for systems with large per-step changes, limiting their utility in real-world applications like epidemiology or genetics.

In this work we first establish an exact correspondence between the solutions and equations of some *exactly soluble* discrete time systems and the mathematically distinct equations/solutions of some continuous time systems. An outcome is that a difference equation describing a discrete time system becomes replaced by a differential equation, whose solution precisely agrees, at the discrete times, with the discrete time solution.

We then go beyond exactly soluble discrete-time problems. We establish an approximate correspondence between discrete and continuous time systems. This amounts to an approximation scheme for discrete-time problems that are not exactly soluble. The approximation is expressed in terms of the solution of a differential equation, but now the solutions only approximately agree.

The above approach, which derives either an exact or an approximate differential equation to describe a discrete time system, is, as we shall show, often able to handle extreme parameter values that lead to large inter-step changes. This bypasses the need for restrictive small-parameter assumptions for validity of the differential equation. A further feature of the above approach is that it works for both time homogeneous and time inhomogeneous problems. This then becomes relevant to some real world discrete time cases with time-dependent parameters (e.g., seasonal disease transmission).

For completeness, we also consider a class of discrete-time systems that display the most rapid oscillatory behaviour possible in such systems, namely where the dynamical quantity changes sign at every time step. While it would seem impossible to describe such systems in continuous time, we explicitly show, in exactly soluble problems, that a continuous time represen-

tation, involving a differential equation, is possible. However the solutions are generally complex-valued, with the exception of the discrete times, when the solutions are real and there is complete agreement with the discrete time solution.

This work non-trivially relates some discrete and continuous time problems, and shows how to exploit this relationship in ‘close’ cases. It further shows how to deal with the issue of rapidly changing solutions in discrete time.

The relationship between discrete and continuous time models has implications in various biological contexts. In population dynamics there are discrete and continuous time descriptions [5, 6]; in pharmacokinetic/pharmacodynamic analyses, drug dosing can be carried out discretely (via bolus dosing) or continuously; in epidemiology, both discrete and continuous time models are used [3, 7, 8]. More generally, the relation between steady states of continuous and discrete time models, that can describe some biological systems, can be obtained [9].

Our framework provides an additional perspective on such issues, through mathematical connections that enable translation between different modeling approaches in different biological domains.

1.1 Terminology

We note that while different examples may have very different interpretations of the discrete time steps, in what follows we shall describe discrete time steps as *generations*, irrespective of the context. Additionally, when the time is set equal to a generation time in a continuous time solution, and the solution *precisely agrees* with the solution of the discrete time problem, we shall often describe the discrete and continuous time problems as being *equivalent*.

2 Elementary example: population growth

To focus our thoughts, let us consider the hypothetical example of an extremely large population of annual plants, whose numbers change deterministically.

Each plant produces seeds, some of which germinate and grow into mature plants. If competition is fierce, such that every year each plant contributes, on average, very close to one plant to the population in the following year, then the population number exhibits small fractional (or percentage) changes from year to year. The number of plants will obey a *difference equation*, but this may be well approximated by the solution of a *differential equation*.

By contrast if the plants are located in a sparsely populated area, with reduced competition, then many of the seeds that each plant produces will

grow into mature plants. In such a situation, each plant contributes, on average, appreciably more than one plant to the following year. The population number will therefore exhibit large fractional changes from year to year and will grow geometrically [10]. In such a case, it is a very bad approximation to simply replace the discrete time difference equation for the population number by a continuous time differential equation.

Here, such an example of deterministic population growth motivates our initial considerations, where the number of plants obeys a difference equation, but despite the fact that large fractional changes in the numbers may occur from year to year, we will show that the number of plants may be calculated from the solution of a differential equation. More precisely, the solution of the differential equation, when evaluated at the discrete times, will coincide with the solution of the difference equations.

2.1 Description

Let x_n denote the size of a population in generation n ($n = 0, 1, 2, \dots$). The equation governing the size of the population is

$$x_{n+1} = (1 + r)x_n. \quad (2.1)$$

This describes the situation where the population size deterministically changes by a factor $1 + r$ each generation, with size treated as a continuous non-negative quantity. Until we say otherwise, we take the parameter r to be a constant. If r lies in the range $-1 < r < 0$ then the population size will decrease each generation, while if $r > 0$ then it will increase.

A full specification of the problem needs x_n to be subject to an initial condition. We take

$$x_0 = a \quad (2.2)$$

where a is the initial population size. The solution for x_n is then given by

$$x_n = (1 + r)^n a \quad \text{with } n = 0, 1, 2, \dots \quad (2.3)$$

One way to obtain a continuous time representation (an approximation) of Eq. (2.1) is to write the equation as $x_{n+1} - x_n = rx_n$. Then:

- (i) replace the discrete index, n , by a continuous time, t ;
- (ii) replace x_n by the function $x(t)$;
- (iii) replace $x_{n+1} - x_n$ by the derivative $dx(t)/dt$.

This leads to the differential equation $\frac{dx(t)}{dt} \simeq rx(t)$ with solution $x(t) = \exp(rt)a$. The procedure outlined results in a good approximation when r is small because the discrete and continuous time problems have smooth

solutions with very similar shapes, i.e., replacing n by t in the factor $(1+r)^n$ in Eq. (2.3) leads to $(1+r)^t = \exp(t \ln(1+r)) = \exp(rt) \times (1 + O(tr^2))$. Thus when $|r| \ll 1$ the quantities $(1+r)^t$ and $\exp(rt)$ differ appreciably only at very long times, of the order of r^{-2} .

In this work, however, we *do not* take such a direct and limited approach. In particular, given a discrete time problem, with solution x_n , we look for a continuous time problem that has a solution $x(t)$, for t continuous, such that when t is set equal to the integer value $n = 0, 1, 2, \dots$ the solution to the continuous time problem *precisely coincides* with the corresponding value of the exact solution of the discrete time problem. That is $x(n) \equiv x(t = n)$ *exactly* coincides with the discrete time solution, x_n , i.e.,

$$x(n) = x_n \text{ for } n = 0, 1, 2, \dots \quad (2.4)$$

2.2 Exact analysis, time homogeneous case

To proceed with an exact analysis of population growth, as defined by Eqs. (2.1) and (2.2), we begin with the exact solution in Eq. (2.3), namely $x_n = (1+r)^n a$. In this, we replace the integer-valued generation number, n , by the continuous time parameter t (with $t \geq 0$). This leads us to define $x(t) = (1+r)^t a$, which we now view as the solution of an unknown continuous time problem.

At first sight, we seem to have gained little by this procedure. By construction, when $t = 0, 1, 2, \dots$ we have $x(t)$ precisely coinciding with the values taken by the corresponding x_n . However, by differentiating $x(t) = (1+r)^t a$ with respect to t , which is possible because t is continuous, we find

$$\frac{dx(t)}{dt} = \ln(1+r)x(t). \quad (2.5)$$

In addition to this differential equation, which $x(t)$ obeys, the solution is subject to the same initial condition as the discrete time problem, i.e., $x_0 = a$, which we now write as

$$x(0) = a. \quad (2.6)$$

With Eqs. (2.5) and (2.6) we have a fully specified continuous time problem.

It follows that with Eqs. (2.5) and (2.6) we have established a continuous time problem that represents a dynamical system with the exact property that at the discrete times $t = 0, 1, 2, \dots$ the value of the continuous time solution precisely coincides with the solution of discrete time problem.

Since a finite difference is the discrete analogue of a derivative, we write Eq. (2.1) in terms of a finite difference as $x_{n+1} - x_n = rx_n$, and compare this equation with Eq. (2.5). We then see it is possible to write down a *mapping* between the parameters appearing in the ‘equivalent’ discrete and continuous time problems. That is, the parameter r in the discrete time equation (Eq. (2.1)), which can be interpreted as a ‘generational growth

rate’, becomes replaced by the ‘instantaneous growth rate’ $\ln(1+r)$ in the corresponding continuous time equation (Eq. (2.5)). Thus we have the mapping

$$\begin{array}{ccc} r & \rightarrow & \ln(1+r) \\ \text{discrete time} & & \text{continuous time.} \end{array} \quad (2.7)$$

This is consistent in the sense that when r vanishes there is no population growth in both discrete time and continuous time. Further, when $|r|$ is small ($|r| \ll 1$) both r and $\ln(1+r)$ are very similar to r in value and so the mapping is not that informative. However, a feature of the above mapping is that ‘equivalence’ of the discrete and continuous time problems does not require the parameter r to be small, and this has biological implications.

As an example, setting $r = 10$, in Eqs. (2.1) and (2.5), which is definitely not a small value, does not stop the solution of Eq. (2.5) from precisely coinciding, at $t = 0, 1, 2, \dots$ with the solution of Eq. (2.1), and in this case the ‘generational growth rate’ $r = 10$ and the ‘instantaneous growth rate’ $\ln(1+r) \equiv \ln(11) \simeq 2.4$, are very different. Despite the extreme simplicity of this scenario, it could have relevance to the deterministic increase of a highly infectious disease that has a reproduction number (R_0) of 11, such as measles [8]. In continuous time, the disease spread is described in terms of dynamics with an instantaneous reproduction rate of $\ln(11) \simeq 2.4$, which seemingly has no relation to the value of $R_0 = 11$, yet which precisely captures the extremely rapid growth, as illustrated in Figure 1.

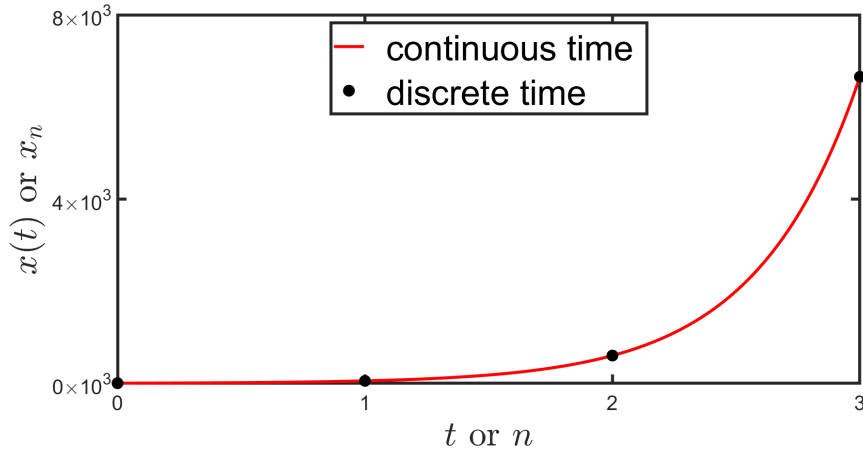


Figure 1: Discrete and continuous solutions for elementary population growth. In this figure we plot the discrete and continuous time solutions associated with Eqs. (2.1) and (2.5), respectively. The parameters adopted for the figure were $a = 5$ and $r = 10$.

As illustrated in Figure 1, at integer times, the continuous time solution, that arises from an ordinary differential equation, precisely coincides with

the discrete time solution, despite the fact that the solution becomes large (in the thousands) in a very few time steps.

In the above example, as partially summarised by Eq. (2.7), we have established a mapping of parameters between a problem with discrete time and one with continuous time. We next investigate how the procedure works when the parameter r has time dependence.

2.3 Exact analysis, time inhomogeneous case

Time inhomogeneity plays a key role in many biological problems. As an example, transitions of epidemics seen over the years have been explained in terms of “an exogenous factor — slow variation in the average rate of recruitment of new susceptibles” [3].

Here, we consider the case where the parameter r in the population growth problem has *time dependence*. In particular, we now take the generalisation of Eq. (2.1) to be

$$x_{n+1} = [1 + r(n+1)] x_n \quad \text{with} \quad x_0 = a. \quad (2.8)$$

The solution is

$$\begin{aligned} x_n &= [1 + r(n)][1 + r(n-1)] \dots [1 + r(1)] a \\ &= \exp \left(\sum_{k=1}^n \ln(1 + r(k)) \right) a. \end{aligned} \quad (2.9)$$

Simply replacing n by t in Eq. (2.9) does not obviously yield a meaningful continuous time analogue of x_n . However there are many forms of $\ln(1 + r(k))$, and hence of $r(k)$, where we can evaluate the sum in Eq. (2.9) in closed form, and from this find an exact expression for x_n . For such forms of $r(k)$ we can obtain the *equivalent* continuous time problem.

2.3.1 Particular example.

As a particular example, consider

$$\ln(1 + r(k)) = b + ck \Leftrightarrow r(k) = \exp(b + ck) - 1 \quad (2.10)$$

with b and c constants. Since there is a closed form expression for $\sum_{k=1}^n k$, namely $n(n+1)/2$, we arrive at the explicit expression $x_n = \exp(bn + cn(n+1)/2) a$. Simply replacing n by t in this expression yields

$$x(t) = \exp \left(bt + c \frac{t(t+1)}{2} \right) a. \quad (2.11)$$

This form of $x(t)$ obeys $dx(t)/dt = (b + c(t + \frac{1}{2}))x(t)$ with $x(0) = a$, which we can write as

$$\frac{dx(t)}{dt} = \ln(1 + r(t + \frac{1}{2}))x(t) \quad \text{with } x(0) = a. \quad (2.12)$$

Thus Eq. (2.9), with $r(k) = \exp(b + ck) - 1$, has an exact solution given by $x_n = x(n)$, with $x(t)$ the solution of Eq. (2.12), which describes continuous time behaviour.

To determine the exact mapping between discrete and continuous problems, we rewrite Eq. (2.8) as $x_{n+1} - x_n = r(n+1)x_n$. Comparing this with Eq. (2.12) we find the slightly more complicated mapping than in the time homogeneous case, namely

$$\begin{array}{ccc} r(n+1) & \rightarrow & \ln(1 + r(t + \frac{1}{2})) \\ \text{discrete time} & & \text{continuous time} \end{array} \quad (2.13)$$

and this is intuitively plausible. The relevant time dependent growth rate in the continuous time problem is evaluated at half a time step away from that in the discrete problem.

2.3.2 Illustration of the particular example

The exactly soluble case $\ln(1 + r(k)) = b + ck$ of Eq. (2.10), despite its simplicity, is not devoid of biologically interesting behaviour. To illustrate this, we show, in Figure 2, the equivalent continuous and discrete time solutions, $x(t)$ and x_n , respectively, for a range of t or n , for a particular choice of a , b and c .

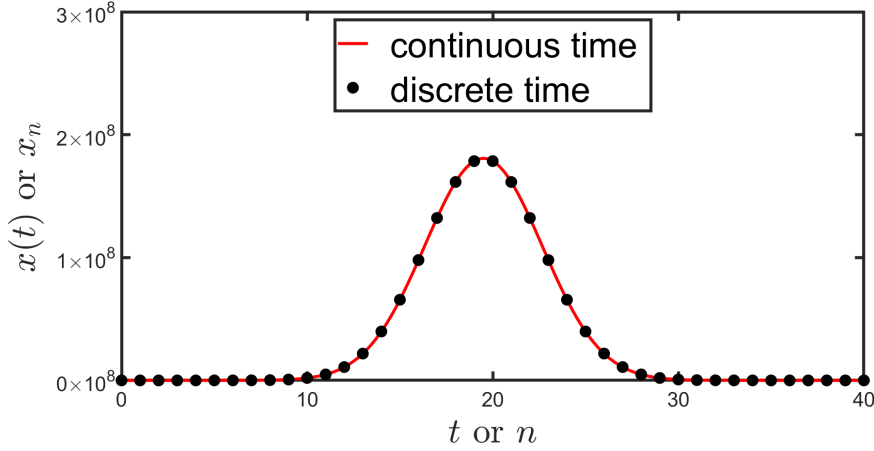


Figure 2: **Discrete and continuous solutions for an exactly soluble form of $r(k)$.** In this figure we plot the discrete and continuous solutions associated with Eqs. (2.8) and (2.12), respectively, for the special, exactly soluble form of $r(k)$ given in Eq. (2.10), namely $r(k) = \exp(b + ck) - 1$. The parameters adopted for the figure were $a = 1$, $b = 2$, and $c = -1/10$.

The parameter choices adopted for Figure 2 could represent a model of an environment that degrades over time (or the deterministic spread of a disease in a population with a decreasing reproduction number). For early times ($k < 20$) the value of $r(k)$ used in Figure 1 (namely $r(k) = \exp(2 - k/10) - 1$) is positive, and the population is growing, but for later times ($k > 20$) the value of $r(k)$ is negative and the population is decreasing. This behaviour is exhibited in Figure 2.

A striking feature of Figure 2 is that from a very modest initial population size ($a = 1$), *very* large values of the population size ($\sim 10^8$) are rapidly achieved (i.e., in 20 generations), yet the continuous time solution fully matches this behaviour at the positive integral times.

In Appendix A we numerically illustrate the above relation between discrete and continuous time problems, as captured by Eqs. (2.8) and (2.12). The results of Appendix A give an indication that the size of errors arising from machine precision or other aspects of numerical evaluation, are of the order of 1 part in 10^{14} .

2.4 Approximate analysis, time inhomogeneous case

We can exploit the results established so far, and carry out what is generally an approximate analysis of Eq. (2.8). We start with the exact solution in Eq. (2.9). This equation involves the quantity $\ln(1 + r(k))$. Using the

elementary ‘mid-point’ integration rule [11]

$$\int_{k-1}^k h(q) dq \simeq h\left(k - \frac{1}{2}\right) \quad (2.14)$$

but in the *reverse direction*, allows us to approximate $\ln(1 + r(k))$ by an integral:

$$\ln(1 + r(k)) \simeq \int_{k-1}^k \ln\left(1 + r\left(q + \frac{1}{2}\right)\right) dq. \quad (2.15)$$

Then Eq. (2.9) has the approximation

$x_n \simeq \exp\left(\sum_{k=1}^n \int_{k-1}^k \ln\left(1 + r\left(q + \frac{1}{2}\right)\right) dq\right) a$ and combining all of the q integrals yields $x_n \simeq \exp\left(\int_0^n \ln\left(1 + r\left(q + \frac{1}{2}\right)\right) dq\right) a$. Reserving the use of $x(t)$ for the continuous function of t that is *exactly* equivalent to x_n , we shall use $x^{(\text{app})}(t)$ for the *approximately* equivalent solution. In the present case, we thus have

$$x^{(\text{app})}(t) = \exp\left(\int_0^t \ln\left(1 + r\left(q + \frac{1}{2}\right)\right) dq\right) a \quad (2.16)$$

which is a function of continuous time, t , but it is not, generally, exactly equivalent to x_n . We find, from Eq. (2.16), that $x^{(\text{app})}(t)$ obeys

$$\frac{dx^{(\text{app})}(t)}{dt} = \ln\left(1 + r\left(t + \frac{1}{2}\right)\right) x^{(\text{app})}(t) \quad (2.17)$$

with $x^{(\text{app})}(0) = a$. Thus x_n , which satisfies Eq. (2.8), has the approximation

$$x_n \simeq x^{(\text{app})}(n). \quad (2.18)$$

Plausibly, when the function $r(t)$ changes slowly with t , we have that Eq. (2.17) is an approximate continuous time analogue of Eq. (2.8) and we have the *generally approximate mapping*

$$\begin{array}{ccc} r(n+1) & \rightarrow & \ln\left(1 + r\left(t + \frac{1}{2}\right)\right) \\ \text{discrete time} & & \text{continuous time} \end{array} \quad (2.19)$$

It seems likely that the solution of Eq. (2.17) has the ability to capture a lot of the behaviour of the exact solution even for values of r that may be large, since for constant r , Eq. (2.17) yields the *exact* continuous time analogue of Eq. (2.8), even for very large r . However, matters are slightly better than this. The mid-point integration rule in Eq. (2.14) works without error if the function in this equation, $h(q)$, is a linear function, i.e., when $h(q) = b + cq$. Since we applied the mid-point rule to the function $\ln(1 + r(k))$, this means when $\ln(1 + r(k))$ is a linear function of k the mid-point rule will be exact. Thus when $\ln(1 + r(k)) = b + ck$ the solution of Eq. (2.17) will precisely reproduce the discrete time solution at $t = 0, 1, 2, \dots$. We have already seen the exactness of this in the previous section, where $r(k)$ was

given by Eq. (2.10). We can thus say, for $\ln(1 + r(k))$ a linear function of k , that $x^{(\text{app})}(t)$ is not an approximation but is exact, i.e., $x^{(\text{app})}(t) = x(t)$.

Generally, $\ln(1 + r(k))$ is not a linear function of k and the use of the midpoint integration rule in Eq. (2.9) leads to an error Eq. (2.16). The error is proportional to the second derivative of $\ln(1 + r(k))$ [11] and using this, we can obtain an analytical bound on the magnitude of the error.

2.4.1 Illustrating accuracy with a specific nonlinear form of $r(t)$

We now consider an example of an $r(k)$ that illustrates the working/accuracy of Eq. (2.17) when $\ln(1 + r(k))$ is a *nonlinear* function of k , so $x^{(\text{app})}(t)$ is a genuine approximation of the equivalent continuous time solution. We choose a nonlinear form of $r(k)$ given by

$$r(k) = \exp\left(3bc \sin\left(c\left(k - \frac{1}{2}\right)\right) \cos^2\left(c\left(k - \frac{1}{2}\right)\right)\right) - 1 \quad (2.20)$$

where b and c are independent constants. We have adopted this form of $r(k)$ for illustration because it leads to a simple form of the approximate equivalent solution, $x^{(\text{app})}(t)$, where the parameter b primarily determines the magnitude of the solution, while the parameter c controls its periodicity (see Eq. (2.21)).

For the above form for $r(k)$, Eq. (2.17) yields $dx^{(\text{app})}(t)/dt = 3bc \sin(ct) \cos^2(ct) x^{(\text{app})}(t)$, subject to $x^{(\text{app})}(0) = a$. The solution is

$$\begin{aligned} x^{(\text{app})}(t) &= \exp\left(\int_0^t 3bc \sin(cq) \cos^2(cq) dq\right) a \\ &= \exp\left(b(1 - \cos^3(ct))\right) a. \end{aligned} \quad (2.21)$$

The solution in this example behaves periodically over time. To illustrate the behaviour, we show, in Figure 3, the form of the approximate equivalent solution, $x^{(\text{app})}(t)$, and the discrete time solution, x_n , that was obtained by iteration of Eq. (2.8).

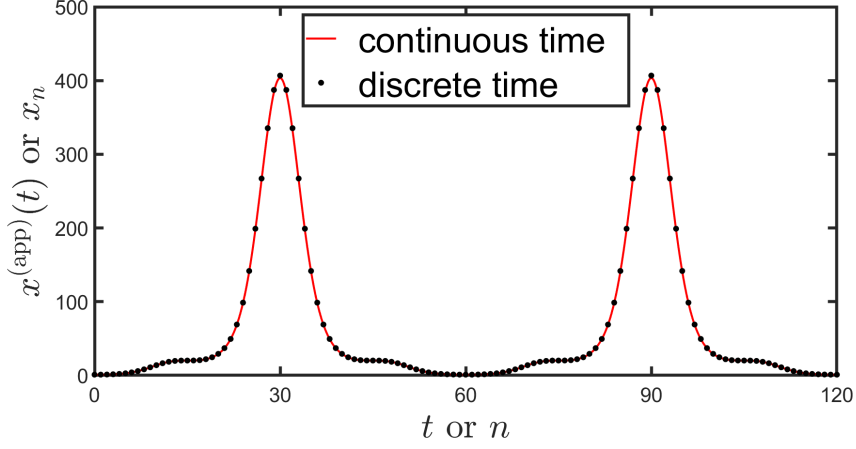


Figure 3: **Discrete and approximate continuous solutions for a particular nonlinear form of $r(k)$.** In this figure we plot the discrete and approximate equivalent solutions for the specific form of $r(k)$ given in Eq. (2.20). The discrete time solution, x_n , was obtained from Eq. (2.9) by iteration, while the approximate equivalent solution, $x^{(\text{app})}(t)$, is analytically given in Eq. (2.21). The parameters adopted for the figure were $a = 1$, $b = 3$, and $c = 2\pi/60 \simeq 0.1047$.

From Figure 3 there appears to be very good agreement between the continuous and discrete time solutions, even though the solutions exhibit nontrivial variation, with the height of the functions ranging from ~ 0 to ~ 400 .

For the values of a and b that were used in Figure 3 we have numerically compared the error between $x^{(\text{app})}(t = n)$ and x_n , for a range of c values, with the results given in Figure 4.

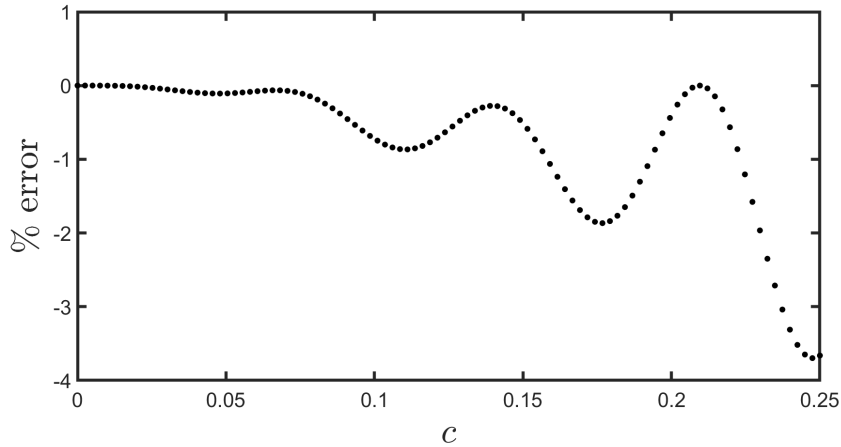


Figure 4: **Error of approximate continuous solutions for a particular form of $r(k)$.** In this figure we plot the percentage error of the approximate continuous solution plotted in Figure 3, when evaluated at $t = n = 30$. The plot applies for the specific form of $r(k)$ given in Eq. (2.20). The figure was obtained by setting $t = 30$ in the approximate continuous time solution, $x^{(\text{app})}(t)$ of Eq. (2.21) and then, for a range of c values, numerically computing the percentage error $[x^{(\text{app})}(30) - x_{30}]/x_{30} \times 100$, with x_{30} obtained from iteration of Eq. (2.8). The values of the parameters a and b were those used in Figure 3

It is evident from Figure 4 that the errors are \sim twelve orders of magnitudes larger than those typical from numerical evaluation (see Appendix A) and thus genuine errors of the method. Furthermore, the errors have a tendency to increase with the value of the parameter c , that influences the rate of change of the solution (see Eq. (2.21)). This is understandable: the approximate continuous time solution does not precisely reproduce the discrete time solution when there are relatively rapid changes in $r(k)$. However, we see from Figure 4 that for the c value adopted for Figure 3 (namely $c \simeq 0.1047$), the errors in the approximate continuous time solution are relatively small (the errors have a magnitude less than 0.9%).

3 A nonlinear problem from genetics

In this section we illustrate the above procedure, of going from discrete to continuous time, in a model from genetics.

3.1 Description

We consider a very large population of asexual organisms that carry one gene, which can be either A or B (a stricter term for A and B is *alleles*, but

we shall use the term gene in this work). The population has discrete (or non overlapping) generations, labelled by $n = 0, 1, 2, \dots$. The census point in a generation is taken to be the adult stage, which occurs at the beginning of a generation, immediately prior to reproduction.

The life cycle is:

- (i) adults produce offspring, which may contain a mutation, in which case the gene of the offspring will differ from that of the parent;
- (ii) the adults die after reproduction;
- (iii) the offspring population undergoes number regulation, with N survivors constituting the adults of the next generation.

For simplicity, we assume that each carrier of an A or B gene produces a total of α or β offspring, respectively. Thus α and β represent fertilities and, until we say otherwise, α and β are *constants*.

We shall focus on the relative frequencies (or proportions) of the population that carry the different genes. Because we deal with frequencies, all results depend on the *ratio* of α and β (see Appendix B) and we define a *selection coefficient*, s , by

$$\frac{\alpha}{\beta} = 1 + s. \quad (3.1)$$

The value of s is a measure of the strength of selection that is acting on A relative to B and s lies in the range $-1 \leq s < \infty$. While selection coefficients in nature are often small ($|s| \ll 1$) [12] there are known cases of large $|s|$. As an example, if s is in the vicinity of -1 , then it corresponds to near lethality of the A gene [13]. To leave the analysis general, we make no assumptions about the value of s .

Mutations are assumed to occur independently in the production of each offspring. We use u to denote the probability of an A gene in a parent mutating to a B gene in an offspring, and v is the corresponding B to A mutation probability.

We assume a number regulating mechanism reduces the population size, by randomly picking N individuals, who constitute the adults at the beginning of the next generation. We assume N is very large, so number regulation negligibly affects gene frequencies and we can treat the dynamics of gene frequencies as *deterministic*.

3.2 Exact analysis, time homogeneous case

Let x_n represent the relative frequency (or proportion) of adults that carry the A gene in generation n , with $1 - x_n$ the corresponding frequency of adult carriers of the B gene. In Appendix B we show that x_n obeys the equations

$$x_{n+1} = x_n + \sigma(x_n)x_n(1 - x_n) - U(x_n)x_n + V(x_n)(1 - x_n) \quad (3.2)$$

where

$$\sigma(x) = \frac{s}{1+sx}, \quad U(x) = \frac{u(1+s)}{1+sx}, \quad V(x) = \frac{v}{1+sx}. \quad (3.3)$$

In Appendix C we discuss the ‘weak selection case’ of Eq. (3.2), where $|s|$, u and v are all $\ll 1$. In this case, $\sigma(x) \simeq s$, $U(x) \simeq u$, and $V(x) \simeq v$, leading to

$$x_{n+1} - x_n \simeq sx_n(1 - x_n) - ux_n + v(1 - x_n). \quad \text{weak selection} \quad (3.4)$$

We shall proceed with Eq. (3.2), but making *no assumptions* about parameter values. Equation (3.2), despite being a nonlinear difference equation for x_n , can be analytically solved. In Appendix D we show that with $x_0 = a$ the initial frequency, we have

$$x_n = \hat{x} + \frac{1}{\frac{\lambda^n}{a-\hat{x}} + \frac{1-\lambda^n}{1-\lambda}\mu} \quad (3.5)$$

where

$$\begin{aligned} \hat{x} = \frac{1}{2s} \Bigg\{ & (1-u)(1+s) - (1+v) \\ & + \sqrt{[(1-u)(1+s) - (1-v)]^2 + 4uv(1+s)} \Bigg\} \end{aligned} \quad (3.6)$$

along with

$$\lambda = \frac{(1+s\hat{x})^2}{(1+s)(1-u-v)} \quad \text{and} \quad \mu = \frac{s(1+s\hat{x})}{(1+s)(1-u-v)}.$$

We now replace the integer-valued generation number, n , in Eq. (3.5) by the continuous time parameter, t , leading us to

$$x(t) = \hat{x} + \frac{1}{\frac{\lambda^t}{a-\hat{x}} + \frac{1-\lambda^t}{1-\lambda}\mu}. \quad (3.7)$$

As before, we view $x(t)$ as the solution of an unknown continuous time problem. On differentiating this form of $x(t)$ with respect to t , and then eliminating all dependence on the initial frequency, a , we obtain the time homogeneous problem

$$\frac{dx(t)}{dt} = \sigma_c x(1-x) - U_c x + V_c(1-x) \quad \text{where} \quad x(0) = a \quad (3.8)$$

and

$$\sigma_c = -\mu \frac{\ln \lambda}{1 - \lambda}, \quad (3.9)$$

$$U_c = (1 - \hat{x}) [1 - \lambda - \mu(1 - \hat{x})] \frac{\ln \lambda}{1 - \lambda}, \quad (3.10)$$

$$V_c = \hat{x} (1 - \lambda + \mu \hat{x}) \frac{\ln \lambda}{1 - \lambda}. \quad (3.11)$$

We note that the coefficients of $x(1 - x)$, x and $1 - x$, in Eq. (3.8) are all constants.

Comparing Eq. (3.8) with Eq. (3.4), it is natural to interpret the coefficient of $x(1 - x)$ in Eq. (3.8) as playing the role of a selection coefficient in continuous time, while the coefficients of $-x$ and $1 - x$ play the corresponding role of forward and backward mutation rates, respectively. However, the real comparison is with the unapproximated discrete time genetics equation, namely Eq. (3.2), written in the form $x_{n+1} - x_n = \sigma(x_n)x_n(1 - x_n) - U(x_n)x_n + V(x_n)(1 - x_n)$. We thus infer the exact mappings, from the *frequency dependent* coefficients in discrete time, to *frequency independent* coefficients in continuous time, are given by

$$\begin{aligned} \sigma(x) = \frac{s}{1+sx} &\rightarrow \sigma_c \text{ (independent of } x) \\ U(x) = \frac{u(1+s)}{1+sx} &\rightarrow U_c \text{ (independent of } x) \\ V(x) = \frac{v}{1+sx} &\rightarrow V_c \text{ (independent of } x) \end{aligned} \quad (3.12)$$

discrete time continuous time.

In the special case of $u = v = 0$, only the coefficient of $x(1 - x)$, namely $\sigma(x)$, is nonzero and for this case $\sigma(x) = s/(1 + sx)$ while $\sigma_c = \ln(1 + s)$. Thus at order s we have $\sigma(x)$ and σ_c agreeing, but at order s^2 there is a *fundamental discrepancy in form*: one coefficient x dependent, the other a constant.

We view the mapping in Eq. (3.12) as one with a nontrivial character. It is not just a mapping between parameters, but rather, it is a mapping between *functions* with different x dependence.

3.3 Exact analysis, time inhomogeneous case

We now consider a time inhomogeneous genetics problem, where there is no mutation but time-dependent selection acts. In this case we take the

analogue of Eq. (3.2) to be

$$x_{n+1} = x_n + \frac{s(n+1)}{1 + s(n+1)x_n} x_n(1 - x_n) \quad (3.13)$$

where, now, the selection coefficient depends on the discrete time, n . In Appendix E we show that the exact solution to Eq. (3.13), subject to $x_0 = a$, is

$$x_n = \begin{cases} a, & n = 0 \\ \frac{a}{(1-a) \exp(-\sum_{k=0}^{n-1} \ln(1+s(k+1))) + a}, & n \geq 1. \end{cases} \quad (3.14)$$

There are similarities of this result with the results for population growth in Sections 2.3 and 2.4. We could replicate the sort of things we did in those sections, for example, choosing specific forms for $\ln(1 + s(k+1))$ where the sum in Eq. (3.14) can be evaluated in closed form, but the similarity is sufficiently close that we will not do so here. We will, however, approximate $\ln(1 + s(k+1))$ by an *integral* (again using the approximate mid point integration rule in the opposite direction):

$$\ln(1 + s(k+1)) \simeq \int_k^{k+1} \ln(1 + s(q + \frac{1}{2})) dq. \quad (3.15)$$

This result allows us to write Eq. (3.14) for $n = 0, 1, 2, \dots$ as

$$x_n \simeq \frac{a}{(1-a) \exp(-\int_0^n \ln(1 + s(q + \frac{1}{2})) dq) + a}. \quad (3.16)$$

Equation (3.16) motivates defining the approximate, equivalent, continuous time solution

$$x^{(\text{app})}(t) = \frac{a}{(1-a) \exp(-\int_0^t \ln(1 + s(q + \frac{1}{2})) dq) + a} \quad (3.17)$$

which satisfies

$$\frac{dx^{(\text{app})}(t)}{dt} = \ln(1 + s(t + \frac{1}{2})) \times x^{(\text{app})}(t) [1 - x^{(\text{app})}(t)]. \quad (3.18)$$

Comparing Eq. (3.18) with the original difference equation, Eq. (3.13), written as $x_{n+1} - x_n = s(n+1)/(1 + s(n+1)x_n)x_n(1 - x_n)$, leads to the (generally approximate) mapping

$$\begin{array}{ccc} \frac{s(n+1)}{1 + s(n+1)x_n} & \rightarrow & \ln(1 + s(t + \frac{1}{2})) \\ \text{discrete time} & & \text{continuous time.} \end{array} \quad (3.19)$$

As in the constant s case of Section 3.2, a frequency dependent coefficient (namely that of $x_n(1-x_n)$) in the discrete time problem becomes a frequency independent coefficient in continuous time. Furthermore, the approximation in Eq. (3.15) is *exact* when $\ln(1 + s(t + \frac{1}{2}))$ is a linear function of t . In this case, Eq. (3.18) will have a solution that precisely agrees with the solution of Eq. (3.13) when $t = n$, irrespective the size of the parameters in $s(t)$.

4 Oscillatory x_n and complex $x(t)$

It seems plausible that the method we have presented will also work for second order difference equations, such as the Fibonacci problem (see e.g., [14]), where the number of individuals in a population at time n , written x_n , takes integer values and obeys $x_{n+2} = x_{n+1} + x_n$ along with $x_0 = 0$ and $x_1 = 1$. The solution is $x_n = c[R^n - (-1/R)^n]$ where $c = 1/\sqrt{5}$ and $R = (1 + \sqrt{5})/2$. We note that in this solution, the term involving $(-1/R)^n$ is oscillatory: it changes sign as $n \rightarrow n + 1$. Thus despite the fact that for $n > 1$ the magnitude of $(-1/R)^n$ is smaller than the R^n term, possibly much smaller, the oscillatory behaviour of $(-1/R)^n$ is a new feature that we have not so far encountered.

Indeed when we replace n by t , the continuous time solution $x(t) = c[R^t - (-1/R)^t]$ represents an ambiguously specified complex solution, because of the presence of $(-1/R)^t$. We thus have to understand oscillatory problems in discrete time, and their continuous time equivalent analogues. We next study a simple problem with this feature.

4.1 A simple example of an oscillatory x_n

Consider the discrete time problem

$$x_{n+1} = zx_n \quad \text{with} \quad x_0 = a \quad (4.1)$$

whose solution is

$$x_n = z^n a. \quad (4.2)$$

Thus if we take z to be negative, say $z = -m$ with $m > 0$ then the solution for x_n is

$$x_n = (-m)^n a \quad (\text{the solution for } z = -m) \quad (4.3)$$

and this is oscillatory in the sense that x_n and x_{n+1} have different signs. We have plotted an example of x_n against n in Figure 5.

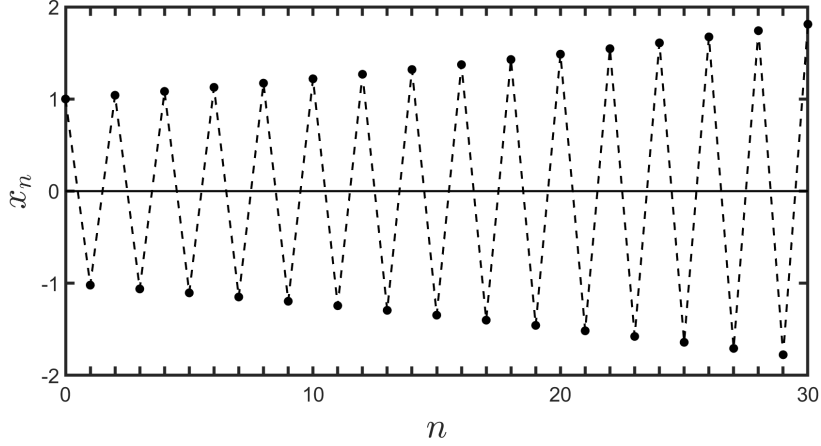


Figure 5: **Plot of an oscillatory x_n against n .** In this figure we plot $x_n = (-m)^n$ against n as black dots. To aid visualisation, we have joined the dots by dashed lines. The value of the parameter m used was 1.02.

Consider the solution of the continuous time problem that is *equivalent* to Eq. (4.1), and obtained from Eq. (4.2) by replacing n by t :

$$x(t) = z^t a. \quad (4.4)$$

This satisfies

$$\frac{dx(t)}{dt} = \ln(z)x(t) \quad \text{with} \quad x(0) = a. \quad (4.5)$$

To determine what arises when $z \rightarrow -m$ we cannot simply set $z = -m$ since this leaves the value of the logarithm ambiguous. A way to proceed is to treat z as a *complex variable*. We then need to ensure that both z^t and $\ln(z)$ are well-defined functions of z for general (real) t . This entails both of these functions having a *cut* along the negative real axis in the complex z plane. The way to arrive at $z \rightarrow -m$ with $m > 0$ is as follows.

With $i = \sqrt{-1}$, we set

$$z = m \exp(i\theta) \quad (4.6)$$

with θ real and lying in the range $-\pi < \theta < \pi$. We then take θ from 0 to either $-\pi$ or π , corresponding to z moving on a semicircular arc around the origin in the complex plane, from $z = m$, and arriving at either $z = -m - i0$ or $z = -m + i0$, respectively. We illustrate this procedure in Figure 6.

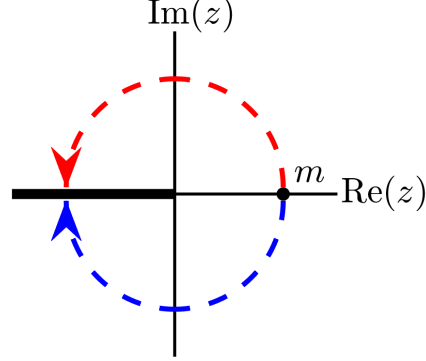


Figure 6: **Arriving at $z = -m$.** In this figure we plot the two ways we can transform from $z = m$ to $z = -m$ in the complex z plane. There is a cut along the negative real axis to ensure that z^t and $\ln(z)$ are well-defined functions of z .

We find that under this procedure, Eq. (4.4) becomes

$$x(t) = m^t \exp(-i\pi t)a \quad \text{or} \quad x(t) = m^t \exp(i\pi t)a \quad (4.7)$$

while Eq. (4.5) becomes

$$\frac{dx(t)}{dt} = [\ln(m) - i\pi] x(t) \quad \text{or} \quad \frac{dx(t)}{dt} = [\ln(m) + i\pi] x(t). \quad (4.8)$$

The two solutions in Eq. (4.7) are, for general t , both *complex*, and indeed are *complex conjugates* of each other. This is also reflected in the ordinary differential equations for $x(t)$ in Eq. (4.8); the coefficients of $x(t)$, on the right hand sides are also complex conjugates of each other.

We can write the two solutions in Eq. (4.7) as $x(t) = m^t \exp(\mp i\pi t)a = m^t [\cos(\pi t) \mp i \sin(\pi t)] a$ and for general t these have both real and imaginary parts, i.e., they are intrinsically complex. However, if we set $t = n$ ($= 0, 1, 2, \dots$) then the imaginary parts vanish, and both solutions reduce to $x(n) = (-1)^n m^n a$, precisely coinciding with the exact result in Eq. (4.3).

From the above example, we cautiously infer the following about exactly soluble discrete time problems that exhibit oscillatory behaviour (such as x_{n+1} has a different sign to x_n).

1. The procedure of obtaining an equivalent continuous time solution, $x(t)$, by replacing n by t in the exact discrete time solution, x_n , continues to work, in the sense $x(n)$ precisely coincides with x_n .
2. The way the continuous time *equivalent* solution, $x(t)$, reproduces the rapid changes in x_n is to become *complex*.

3. The differential equation that $x(t)$ obeys generally has complex coefficients.
4. Since there is no reason that either i or $-i$ is ‘adopted’ by the continuous solution, there are two equivalent continuous time solutions that precisely reproduce the value of x_n when $t = n$. These solutions are complex conjugates of each other and have an equal status, with neither preferable over the other. The two solutions also satisfy differential equations whose coefficients are complex conjugates of each other.
5. When $t = n$ the imaginary parts of the two equivalent continuous time solutions precisely vanish, but for general t the imaginary parts are non-zero.

4.2 Fibonacci second order problem

We are now in a position to return to the Fibonacci problem that we discussed at the beginning of this section.

The discrete time equation is

$$x_{n+2} = x_{n+1} + x_n \text{ with } x_0 = 0 \text{ and } x_1 = 1. \quad (4.9)$$

The solution is

$$x_n = c \left[R^n - \left(-\frac{1}{R} \right)^n \right] \text{ with } c = \frac{1}{\sqrt{5}} \text{ and } R = \frac{1 + \sqrt{5}}{2}. \quad (4.10)$$

To obtain the equivalent continuous time solution, $x(t)$, from the above expression for x_n we follow the approach of Section 4.1. In particular, we assume the term $(-1/R)^n$, that is present in Eq. (4.10), had its origin in the expression z^{-n} .

Focussing on z^{-n} as a function of the complex variable z , we now substitute t for n and obtain z^{-t} . As in the previous section, we move z , in the complex plane, now from $z = R$ to either $z = -R - i0$ or $z = -R + i0$, in a similar manner to Figure 6. This leads to $(-1/R)^n$ in Eq. (4.10) giving rise, in continuous time, to the two expressions $\exp(\pm i\pi t)R^{-t}$, which are complex conjugates of each other. It then follows that the continuous time solutions, that are equivalent to x_n , are

$$\begin{aligned} x(t) &= c(R^t - \exp(\pm i\pi t)R^{-t}) \\ &= c \left([R^t - R^{-t} \cos(\pi t)] \mp iR^{-t} \sin(\pi t) \right) \end{aligned} \quad (4.11)$$

with c and R given in Eq. (4.10). In Figure 7 we have plotted the solution $x(t) = c(R^t - \exp(-i\pi t)R^{-t})$ against t .

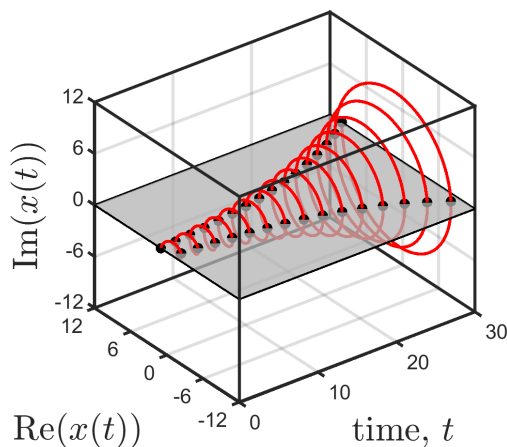


Figure 7: **Complex $x(t)$ in the Fibonacci problem.** In this figure we plot the complex form of $x(t)$ that arises in the case of the dynamics associated with the Fibonacci numbers, and which is one of the two solutions in Eq. (4.11). The red curve depicts $x(t)$ as a function of the time, t , and the black dots are values of x_n at $n = 0, 1, 2, \dots, 30$. The x_n are purely real and lie in the shaded plane corresponding to zero imaginary part.

In Appendix F we show that $x(t)$, as given by Eq. (4.11), obeys an ordinary differential equation with complex coefficients, and an initial condition that involves the first derivative also being complex:

$$\frac{d^2 x(t)}{dt^2} \mp i\pi \frac{dx(t)}{dt} - \ln(R) [\ln(R) \mp i\pi] x(t) = 0 \quad (4.12)$$

$$x(0) = 0, \quad \left. \frac{dx(t)}{dt} \right|_{t=0} = c [2 \ln(R) \mp i\pi]. \quad (4.13)$$

In principle, we could extend the analysis of exactly soluble oscillatory systems to ‘close’ cases that are not exactly soluble, as we have done in previous sections. We leave this to future work.

5 Discussion and Conclusion

In this work we have established connections between discrete time dynamical systems and their continuous time counterparts.

We have always gone from a discrete time to continuous time, and this seems to be free of ambiguities when the discrete time solution depends analytically on n . We can simply replace n by t to obtain a unique continuous time solution. Going the opposite way, from continuous t to discrete n seems problematic. There are infinitely many continuous time solutions that lead

to the same discrete time solution. For example, all cases of the continuous time function $t + a \times \sin(2\pi t)$, for arbitrary a , lead to the same discrete time function, n .

We proceeded by first looking at both time homogeneous and time inhomogeneous problems that have closed form solutions of the discrete time equation, x_n , for $n = 0, 1, 2, \dots$. By the substitution $n \rightarrow t$ we converted these exact solutions into continuous time solutions, $x(t)$, that are defined for $t \geq 0$. By construction, $x(t)$ will precisely coincide with x_n when $t = n$. What is not obvious is the relation between the difference equation that x_n obeys and the differential equation that $x(t)$ obeys - the latter found by differentiating $x(t)$ and eliminating initial data. When we have adopted such a procedure, we have found that there are two major cases:

- x_n changes smoothly, in the sense that no part of x_n rapidly changes sign (such as $(-m)^n$ for some m)
- x_n has parts that rapidly change sign, e.g., as $(-m)^n$ for some m .

We shall discuss these two cases separately.

1. x_n changes smoothly

- (a) In the cases considered, we have found that time homogeneous difference equations lead to time homogeneous differential equations, and time inhomogeneous difference equations lead to time inhomogeneous differential equations.
- (b) Given that there is a reasonably unambiguous identification of corresponding terms in the difference and differential equations in the cases considered, we have found that in some discrete time equations, coefficients of particular terms are x dependent, but in the differential equation these coefficients are constants (x independent). This indicates different functional forms for corresponding coefficients.

2. x_n is oscillatory

In this case, we saw an example where the solution of a discrete time equation involved the term $(-m)^n$ with $m > 0$. Such a term changes sign every generation. To define a continuous t solution in such a case, we started with the function z^t and had two ways, in the complex z plane, to unambiguously make z negative. This led to two equal status solutions that are complex conjugates of each. The associated differential equations have coefficients that are also complex conjugates of each other.

There are a number of comments we can make about the two cases

For Point 1(a), it was not obvious, at the outset, that a time homogeneous differential equation would arise from a time homogeneous difference equation. Solutions of a difference equation for x_n can depend nontrivially on the discrete time n (see, e.g., Eq. (3.5)). Promoting n , in a discrete time solution, to a continuous time variable, t , leads to a possibly nontrivial function $x(t)$. The derivative, $dx(t)/dt$, generally contains time dependent terms and generally depends on initial data. We proceeded by eliminating the initial data from $dx(t)/dt$ and in the cases considered, this always left a differential equation with time independent coefficients. Alternatively, replacing all time dependent terms in $dx(t)/dt$ by functions of $x(t)$ always led to a differential equation that did not have coefficients depending on initial data. It was conceivable to us that either time dependent coefficients might arise in the differential equation, or, by the alternative approach, that initial data might be present in the differential equation. Neither of these possible outcomes occurred. It would be interesting to have a general understanding of this.

Point 1(a) has the implication that there can be enormous growth in x_n with n and yet there still is a continuous time solution, $x(t)$, that precisely yields $x(t = n) = x_n$. This can be a starting point for an approximation scheme, where a modification of x_n cannot be solved exactly. We have presented an approach, based on an approximation of a term by an integral, where a continuous time solution can be found that may capture a lot of the behaviour of x_n , and so be ‘close’ to x_n for all n . Indeed, in some cases the approximation leads to an exactly equivalent solution.

Point 1(b) indicates potentially fundamental differences in the structure of discrete and continuous time problems. We had, in a discrete time example, a coefficient of $x_n(1 - x_n)$ of $s/(1 + sx_n)$ (see Section 3.2). The corresponding coefficient, of $x(t)[1 - x(t)]$ in continuous time, is $\ln(1 + s)$. Thus only at first order in s do $s/(1 + sx_n)$ and $\ln(1 + s)$ agree, but beyond this the x_n dependence of the discrete time coefficient indicates a real difference to the continuous time coefficient. In situations where a coefficient in the difference equation fluctuates (see e.g., [15], and [16]) this may lead to differences when evolution occurs in discrete time as opposed to continuous time.

We have taken the viewpoint in this work that continuous time dynamics is derived from discrete time. From a different perspective, we could take the continuous time solution, $x(t)$, as describing a system with genuinely continuous time (in a biological context this would correspond to overlapping generations). Under such an interpretation, the approach presented in this work allows us to see the relation of two problems with similar dynamical variables (e.g., numbers/frequencies), but evolving in discrete or continuous

time. Furthermore, the relation is not restricted to regimes small parameter values.

In Point 2, the ‘complexification’ of the solutions changes the picture of $x(t)$, as an interpolation of x_n to non-discrete n . Now, x_n with an oscillatory part does not yield a continuous time solution that directly interpolates the x_n . Rather, in such a case, when t is not an integer, $x(t)$ is *complex*, as is illustrated in Figure 7.

In the case of the Fibonacci numbers, as considered in Section 4.2, as the discrete time n increases, the ‘problematic’ $(-R)^{-n}$ term makes an increasingly small contribution to the full form of x_n . In discrete time the term $(-R)^{-n}$ seems simply to correct the exponentially growing term (R^n) , to make the final result an integer. Thus a term of numerically small magnitude can have a very large effect on the nature of the equivalent continuous time solution.

The above are basic considerations of the results we have presented. Beyond this, we believe it would be particularly interesting if we could go directly from a difference equation to an equivalent differential equation. It would also be most interesting to consider difference equations with *random coefficients*. It is natural to ask if these can be converted to continuous time equations with a stochastic character? We note that in the realm of Fibonacci numbers, the generalisation to include random coefficients has been made [17, 18].

APPENDICES

A Numerically illustrating the relation between an exactly soluble discrete-time problem and its continuous-time analogue

In this appendix we numerically illustrate the relation between an exactly soluble discrete-time problem and its continuous time analogue, for the particular case considered in Section 2.3, where time inhomogeneous population size change was investigated.

We use the values $t = n = 20$, along with the choices of a and b used in Figure 2.

We numerically compared $x(20)$, as calculated from the analytical formula in Eq. (2.11), and the value of x_{20} that was obtained from direct iteration of Eq. (2.8) (we used iteration because, in general, iteration is the only way to find the x_n). The results are plotted in Figure 8

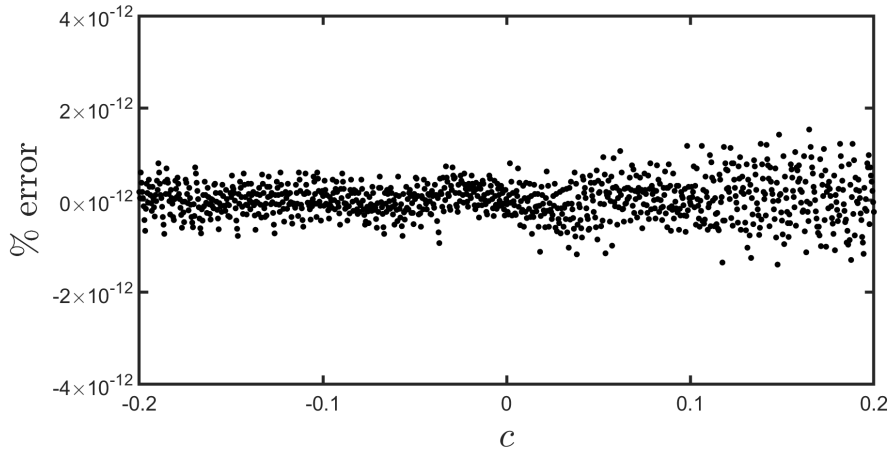


Figure 8: **Numerically calculated error of the continuous and discrete time solutions for an exactly soluble form of $r(k)$.** In this figure, for the special, exactly soluble, form of $r(k)$ given by $r(k) = \exp(b + ck) - 1$ (Eq. (2.10)), we plot the numerically calculated error between the exact continuous solution, $x(t) = \exp\left(bt + c\frac{t(t+1)}{2}\right)a$, (Eq. (2.11)) and the result for x_n obtained by iteration of Eq. (2.8). Analytically, we expect that for this form of $r(k)$ the discrete and continuous time solutions precisely coincide at $t = n$. The figure was obtained by numerically computing the percentage error for $t = n = 20$, namely $[x(20) - x_{20}]/x_{20} \times 100$, for a range of c values that included the value used for Figure 1. The values of the parameters a and b used were identical to those used in Figure 2.

The numerically calculated error between the exact continuous time solution, and the discrete time solution that was calculated by iteration are, as shown in Figure 8, of the order of 1 part in 10^{14} . This gives an indication of the sort of errors that arise from numerical evaluation.

B Representing the dynamics in the genetics model

In this appendix we determine the dynamics of a population of haploid asexual organisms that evolve in discrete generations, as considered in Section 3 of the main text.

Individuals carry one of two genes, labelled A and B , and in the adults of generation n , with $n = 0, 1, 2, \dots$, the number of carriers of the A gene $N_n^{(A)}$ and that of the B genes is $N_n^{(B)}$.

The life cycle is: (i) adults produce offspring, and if they contain a mutation then they have an gene different from the parental gene; (ii) the adults

die after reproduction; (iii) the offspring undergo number regulation, leaving N individuals who constitute the adults of the next generation. We assume N is sufficiently large that the dynamics can be treated as deterministic.

The carrier of an A gene produces a total of α offspring, while a carrier of a B gene produces a total of β offspring.

Let u denote the probability that an A gene in a parent mutates to a B gene in an offspring, while v denotes the corresponding probability that a B gene mutates to an A gene.

After reproduction, we write the number of offspring carrying the A and B genes as $N_n^{(A)*}$ and $N_n^{(B)*}$, respectively. We have

$$\begin{aligned} N_n^{(A)*} &= (1 - u)\alpha N_n^{(A)} + v\beta N_n^{(B)} \\ N_n^{(B)*} &= (1 - v)\beta N_n^{(B)} + u\alpha N_n^{(A)}. \end{aligned} \tag{B.1}$$

After number regulation, the numbers of adults carrying the different genes in the next generation are given by

$$\begin{aligned} N_{n+1}^{(A)} &= R_n N_n^{(A)*} = R_n \left[(1 - u)\alpha N_n^{(A)} + v\beta N_n^{(B)} \right] \\ N_{n+1}^{(B)} &= R_n N_n^{(B)*} = R_n \left[(1 - v)\beta N_n^{(B)} + u\alpha N_n^{(A)} \right] \end{aligned} \tag{B.2}$$

where R_n is a ‘number regulation factor’ (a function of $N_n^{(A)}$ and $N_n^{(B)}$ that ensures the sum of the numbers of A and B gene carriers equals N).

Let

$$x_n = \frac{N_n^{(A)}}{N_n^{(A)} + N_n^{(B)}} \tag{B.3}$$

denote the frequency of adult carriers of the A gene in generation n , with the corresponding frequency of B gene carriers given by $1 - x_n$. Then from Eq. (B.2) we obtain

$$x_{n+1} = \frac{(1 - u)\alpha N_n^{(A)} + v\beta N_n^{(B)}}{(1 - u)\alpha N_n^{(A)} + v\beta N_n^{(B)} + (1 - v)\beta N_n^{(B)} + u\alpha N_n^{(A)}} \tag{B.4}$$

which can be written as

$$x_{n+1} = \frac{(1 - u)\alpha x_n + v\beta(1 - x_n)}{\alpha x_n + \beta(1 - x_n)}. \tag{B.5}$$

We can express this equation in the equivalent form

$$x_{n+1} = x_n + \sigma(x_n)x_n(1 - x_n) - U(x_n)x_n + V(x_n)(1 - x_n) \tag{B.6}$$

where

$$\begin{aligned}\sigma(x) &= \frac{\alpha - \beta}{\beta + (\alpha - \beta)x}, \\ U(x) &= \frac{u\alpha}{\beta + (\alpha - \beta)x}, \\ V(x) &= \frac{v\beta}{\beta + (\alpha - \beta)x}.\end{aligned}\tag{B.7}$$

The three quantities in Eq. (B.7) can be expressed in terms of the selection coefficient s defined by

$$\frac{\alpha}{\beta} = 1 + s.\tag{B.8}$$

We then find

$$\begin{aligned}\sigma(x) &= \frac{1}{1 + sx}, \\ U(x) &= \frac{u(1 + s)}{1 + sx}, \\ V(x) &= \frac{v}{1 + sx}.\end{aligned}\tag{B.9}$$

C Weak selection limit of the genetics model

In this appendix, we consider the weak selection limit of the genetics model considered in the main text, given in Eqs. (3.2) and (3.3), which we reproduce here:

$$x_{n+1} = x_n + \sigma(x_n)x_n(1 - x_n) - U(x_n)x_n + V(x_n)(1 - x_n)\tag{C.1}$$

where

$$\begin{aligned}\sigma(x) &= \frac{s}{1 + sx}, \\ U(x) &= \frac{u(1 + s)}{1 + sx}, \\ V(x) &= \frac{v}{1 + sx}.\end{aligned}\tag{C.2}$$

Under *weak selection*, corresponding to s small ($|s| \ll 1$), we can expand $\sigma(x)$ in s , neglecting terms of order s^2 . We obtain $\sigma(x) \simeq s$. If we also assume u and v are small, to the extent we can neglect terms of order us and vs , then we obtain $U(x) \simeq u$ and $V(x) \simeq v$. We then arrive at the *weak selection* equation

$$x_{n+1} \simeq x_n + sx_n(1 - x_n) - ux_n + v(1 - x_n). \quad (\text{C.3})$$

The assumed smallness of s , u , and v suggest that this equation has solutions that are very close to the solutions of the continuous time equation

$$\frac{dx}{dt} = sx(1 - x) - ux + v(1 - x) \quad (\text{C.4})$$

which occurs in population genetics [19].

Equation (C.1) is of a similar form to Eq. (C.3), except the coefficients of $x_n(1 - x_n)$, $-x_n$ and $1 - x_n$ are the frequency-dependent quantities $\sigma(x)$, $U(x)$, and $V(x)$ of Eq. (C.2). This frequency dependence most strongly manifests itself under strong selection, i.e., when $|s|$ is not small compared with 1, which occurs when there is an appreciable discrepancy between α and β . Another way of saying this is that when carriers of different genes make significantly different inputs into a generation (due to α being appreciably different to β), there is frequency dependence in coefficients that are, when selection is weak, effectively constants.

D Solution of the dynamics in the genetics model

In this appendix we derive the exact solution of the genetics problem, as described in Section 3.2 of the main text and Appendix A.

To begin, we write $x \equiv x_n$ and $x' \equiv x_{n+1}$ and Eq. (B.5), which is equivalent to Eq. (3.2) of the main text takes the form

$$x' = \frac{(1 - u)\alpha x + v\beta(1 - x)}{\alpha x + \beta(1 - x)}. \quad (\text{D.1})$$

Let \hat{x} be the equilibrium solution that solves

$$\hat{x} = \frac{(1 - u)\alpha\hat{x} + v\beta(1 - \hat{x})}{\alpha\hat{x} + \beta(1 - \hat{x})}. \quad (\text{D.2})$$

We find the solution that lies in the range $[0, 1]$ is given by

$$\begin{aligned} \hat{x} = & \frac{(1 - u)\alpha - (1 + v)\beta}{2(\alpha - \beta)} \\ & + \frac{\sqrt{[(1 - u)\alpha - (1 + v)\beta]^2 + 4uv\alpha\beta}}{2(\alpha - \beta)}. \end{aligned} \quad (\text{D.3})$$

Then we can write

$$x' - \hat{x} = \frac{(1-u)\alpha x + v\beta(1-x)}{\alpha x + \beta(1-x)} - \frac{(1-u)\alpha \hat{x} + v\beta(1-\hat{x})}{\alpha \hat{x} + \beta(1-\hat{x})}. \quad (\text{D.4})$$

We set

$$y = \frac{1}{x - \hat{x}} \quad (\text{D.5})$$

and then find

$$\begin{aligned} y' &= \left(\frac{(1-u)\alpha x + v\beta(1-x)}{\alpha x + \beta(1-x)} - \frac{(1-u)\alpha \hat{x} + v\beta(1-\hat{x})}{\alpha \hat{x} + \beta(1-\hat{x})} \right)^{-1} \\ &= \frac{(\alpha \hat{x} + \beta - \beta \hat{x})^2}{\alpha \beta (1-u-v)} y + \frac{(\alpha - \beta)(\alpha \hat{x} + \beta - \beta \hat{x})}{\alpha \beta (1-u-v)} \\ &\equiv \lambda y + \mu \end{aligned} \quad (\text{D.6})$$

where

$$\lambda = \frac{(\alpha \hat{x} + \beta - \beta \hat{x})^2}{\alpha \beta (1-u-v)} \quad \text{and} \quad \mu = \frac{(\alpha - \beta)(\alpha \hat{x} + \beta - \beta \hat{x})}{\alpha \beta (1-u-v)}.$$

The solution is

$$\begin{aligned} y_n &= \begin{cases} y_0, & n = 0 \\ \lambda^n y_0 + \sum_{j=0}^{n-1} \lambda^j \mu, & n = 1, 2, \dots \end{cases} \\ &= \begin{cases} y_0, & n = 0 \\ \lambda^n y_0 + \frac{1-\lambda^n}{1-\lambda} \mu, & n = 1, 2, \dots \end{cases} \end{aligned} \quad (\text{D.7})$$

leading to the exact solution for x_n :

$$x_n = \hat{x} + \frac{1}{\lambda^n y_0 + \frac{1-\lambda^n}{1-\lambda} \mu} = \hat{x} + \frac{1}{\frac{\lambda^n}{x_0 - \hat{x}} + \frac{1-\lambda^n}{1-\lambda} \mu}. \quad (\text{D.8})$$

In terms of the selection coefficient s defined by

$$\alpha/\beta = 1 + s \quad (\text{D.9})$$

we have

$$\begin{aligned} \hat{x} &= \frac{(1-u)(1+s) - (1+v)}{2s} \\ &+ \frac{\sqrt{[(1-u)(1+s) - (1+v)]^2 + 4uv(1+s)}}{2s} \end{aligned} \quad (\text{D.10})$$

along with

$$\lambda = \frac{(1+s\hat{x})^2}{(1+s)(1-u-v)} \quad \text{and} \quad \mu = \frac{s(1+s\hat{x})}{(1+s)(1-u-v)}.$$

E Solution of the time inhomogeneous dynamics in the purely selective genetics model

In this appendix we determine the solution of the difference equation that occurs in Eq. (3.13) of the main text.

We find it more convenient to carry out some of the algebraic manipulations in terms of the (discrete) time dependent α and β , prior to expressing their ratio in terms of a time dependent selection coefficient.

In this case we take the time-dependent mutation-free analogue of Eq. (3.2) to be

$$x_{n+1} = \frac{\alpha_{n+1}x_n}{\alpha_{n+1}x_n + \beta_{n+1}(1-x_n)}. \quad (\text{E.1})$$

We write this as

$$\begin{aligned} \frac{1}{x_{n+1}} &= \frac{\alpha_{n+1}x_n + \beta_{n+1}(1-x_n)}{\alpha_{n+1}x_n} \\ &= 1 - \frac{\beta_{n+1}}{\alpha_{n+1}} + \frac{\beta_{n+1}}{\alpha_{n+1}} \frac{1}{x_n} \end{aligned} \quad (\text{E.2})$$

or

$$\left(\frac{1}{x_{n+1}} - 1 \right) = \frac{\beta_{n+1}}{\alpha_{n+1}} \left(\frac{1}{x_n} - 1 \right). \quad (\text{E.3})$$

The solution for $n > 0$ is

$$\begin{aligned} \left(\frac{1}{x_n} - 1 \right) &= \frac{\beta_n}{\alpha_n} \frac{\beta_{n-1}}{\alpha_{n-1}} s \frac{\beta_1}{\alpha_1} \left(\frac{1}{x_0} - 1 \right) \\ &= \exp \left(- \sum_{k=0}^{n-1} \ln \left(\frac{\alpha_{k+1}}{\beta_{k+1}} \right) \right) \times \left(\frac{1}{x_0} - 1 \right) \end{aligned} \quad (\text{E.4})$$

thus

$$x_n = \frac{1}{\exp \left(- \sum_{k=0}^{n-1} \ln \left(\frac{\alpha_{k+1}}{\beta_{k+1}} \right) \right) \left(\frac{1}{x_0} - 1 \right) + 1}. \quad (\text{E.5})$$

With

$$\frac{\alpha_n}{\beta_n} = 1 + s(n) \quad (\text{E.6})$$

we have

$$x_n = \begin{cases} x_0, & n = 0 \\ \frac{x_0}{(1-x_0) \exp \left(- \sum_{k=0}^{n-1} \ln(1+s(k+1)) \right) + x_0}, & n \geq 1. \end{cases} \quad (\text{E.7})$$

Similarly to the population growth problem, we shall approximate $\ln(1 + s(k+1))$ by an *integral* (again using the approximate mid point integration rule in the opposite direction to usual):

$$\ln(1 + s(k+1)) \simeq \int_k^{k+1} \ln\left(1 + s\left(z + \frac{1}{2}\right)\right) dz \quad (\text{E.8})$$

then

$$x_n \simeq \begin{cases} x_0, & n = 0 \\ \frac{x_0}{(1-x_0)\exp(-I)+x_0}, & n \geq 1 \end{cases} \quad (\text{E.9})$$

where

$$I = \sum_{k=0}^{n-1} \int_k^{k+1} \ln\left(1 + s\left(z + \frac{1}{2}\right)\right) dz \quad (\text{E.10})$$

and we can write this for $n = 0, 1, 2, \dots$ as

$$x_n \simeq \frac{x_0}{(1-x_0)\exp\left(-\int_0^n \ln\left(1 + s\left(z + \frac{1}{2}\right)\right) dz\right) + x_0}. \quad (\text{E.11})$$

This leads us to define

$$x^{(\text{app})}(t) = \frac{x_0}{(1-x_0)\exp\left(-\int_0^t \ln\left(1 + s\left(z + \frac{1}{2}\right)\right) dz\right) + x_0} \quad (\text{E.12})$$

which satisfies

$$\frac{dx^{(\text{app})}(t)}{dt} = \ln\left(1 + s\left(t + \frac{1}{2}\right)\right) \times x^{(\text{app})}(t) \left[1 - x^{(\text{app})}(t)\right]. \quad (\text{E.13})$$

The original difference equation, Eq. (E.1), can be written as

$$x_{n+1} - x_n = \frac{s(n+1)}{1 + s(n+1)x_n} x_n (1 - x_n). \quad (\text{E.14})$$

Comparing the previous two equations, we arrive at the (generally approximate) mapping

$$\frac{s(n+1)}{1 + s(n+1)x_n} \rightarrow \ln\left(1 + s\left(t + \frac{1}{2}\right)\right) \quad (\text{E.15})$$

and as in the time homogeneous case, a frequency dependent coefficient in the discrete time problem becomes a frequency independent coefficient in continuous time. Furthermore, the approximation in Eq. (E.8) is *exact* when $\ln\left(1 + s\left(t + \frac{1}{2}\right)\right)$ is a linear function of t . In this case, Eq. (E.13) will have a solution that precisely agrees with the solution of Eq. (E.14) when $t = n$, irrespective the size of $s(t)$.

F Derivation of the differential equation in a second order problem

In this appendix we derive the differential equation obeyed by the function of t given in Eq. (4.11) of the main text. The function is

$$x(t) = c (R^t - e^{\pm i\pi t} R^{-t}) \quad (\text{F.1})$$

where $c = 1/\sqrt{5}$ and $R = (1 + \sqrt{5})/2$.

The function in Eq. (F.1) arose from a second order difference equation, and to facilitate the derivation of the differential equation it obeys, we write

$$x(t) = AR^t + BS^{-t} \quad (\text{F.2})$$

where we treat A and B as arbitrary constants that are determined by initial data, and shall look for a differential equation that is independent of A and B .

We have

$$\frac{dx}{dt} = A \ln(R) R^t - B \ln(S) S^{-t} \quad (\text{F.3})$$

$$\frac{d^2x}{dt^2} = A \ln^2(R) R^t + B \ln^2(S) S^{-t}. \quad (\text{F.4})$$

From these equations we obtain

$$A = \frac{1}{R^t} \frac{1}{\ln(R) + \ln(S)} \left(\frac{d^2x}{dt^2} + \ln(S) \frac{dx}{dt} \right) \quad (\text{F.5})$$

$$B = \frac{1}{S^t} \frac{1}{\ln(R) + \ln(S)} \left(\frac{d^2x}{dt^2} - \ln(R) \frac{dx}{dt} \right). \quad (\text{F.6})$$

Substituting these into Eq. (F.2) yields the time homogeneous equation

$$\frac{d^2x}{dt^2} - [\ln(R) - \ln(S)] \frac{dx}{dt} - \ln(R) \ln(S) x = 0.$$

Setting $\ln(S) = \ln(R) \mp i\pi$ yields the differential equation that the function in Eq. (F.1) obeys:

$$\frac{d^2x}{dt^2} \mp i\pi \frac{dx}{dt} - \ln(R) [\ln(R) \mp i\pi] x = 0 \quad (\text{F.7})$$

From Eq. (F.1) we have

$$x(0) = 0 \quad \text{and} \quad \left. \frac{dx(t)}{dt} \right|_{t=0} = c [2 \ln(R) \mp i\pi]. \quad (\text{F.8})$$

References

- [1] J. M. Smith, *Mathematical Ideas in Biology*. Cambridge University Press, Cambridge, 1968.
- [2] A. A. Yakubu, “A discrete-time infectious disease model for global pandemics,” *Proceedings of the National Academy of Sciences, USA*, vol. 19, p. 118, 2021.
- [3] D. J. Earn, P. Rohani, B. M. Bolker, and B. T. Grenfell, “A simple model for complex dynamical transitions in epidemics,” *Science*, vol. 287, no. 5453, pp. 667–670, 2000.
- [4] D. E. Mager, E. Wyska, and W. J. Jusko, “Diversity of mechanism-based pharmacodynamic models,” *Drug Metabolism and Disposition*, vol. 31, no. 5, pp. 510–519, 2003.
- [5] H. Caswell, *Matrix population models: Construction, analysis, and interpretation*. Sunderland, MA: Sinauer Associates, 2nd ed., 2001.
- [6] M. Kot, *Elements of Mathematical Ecology*. Cambridge, UK: Cambridge University Press, 2001.
- [7] G. Scutt, M. Cross, and D. Waxman, “Theoretically quantifying the direct and indirect benefits of vaccination against SARS-CoV-2 in terms of avoided deaths,” *Scientific Reports*, vol. 12, p. 8833, 2022.
- [8] F. M. Guerra, S. Bolotin, G. Lim, J. Heffernan, S. L. Deeks, Y. Li, and N. S. Crowcroft, “The basic reproduction number (R_0) of measles: a systematic review,” *The Lancet Infectious Diseases*, vol. 17, p. e420, 2017.
- [9] V.-C. Alan, A. Joseph, H. Laura, K. Victoria, and K. Erikka, “On the relationship of steady states of continuous and discrete models arising from biology,” *Bulletin of Mathematical Biology*, vol. 74, pp. 2779–2792, 2012.
- [10] C. M. John, “The population dynamics of plants,” *Philosophical transactions of the Royal Society of London. Series B, Biological sciences*, vol. 330, pp. 125–140, 1990.
- [11] T. Sauer, *Numerical Analysis*. Pearson, 2 ed., 2012.
- [12] A. Walker and P. D. Keightley, “The distribution of fitness effects of new mutations,” *Nature Reviews Genetics*, vol. 8, pp. 610–618, 2007.
- [13] D. Waxman and A. Overall, “Influence of dominance and drift on lethal mutations in human populations,” *Frontiers in Genetics*, vol. 11, p. 267, 2020.

- [14] S. Elaydi, *An Introduction to Difference Equations, Third Edition*. Springer, NY, 2005.
- [15] L. Jensen and E. Pollak, “Random selective advantages of a gene in a finite population,” *Journal of Applied Probability*, vol. 6, no. 1, pp. 19–37, 1969.
- [16] J. H. Gillespie, “The effects of stochastic environments on allele frequencies in natural populations,” *Theoretical Population Biology*, vol. 3, pp. 241–248, 1972.
- [17] D. Viswanath, “Random Fibonacci sequences and the number 1.13198824...,” *Mathematics of Computation*, vol. 69, p. 1131, 2000.
- [18] M. Embree and L. N. Trefethen, “Growth and decay of random Fibonacci sequences,” *Proceedings of the Royal Society London A*, vol. 455, p. 2471, 1999.
- [19] T. Nagylaki, *Introduction to Theoretical Population Genetics*. Springer, Berlin, 1992.