

TS-LLaVA: Constructing Visual Tokens through Thumbnail-and-Sampling for Training-Free Video Large Language Models

Tingyu Qu¹, Mingxiao Li¹, Tinne Tuytelaars², Marie-Francine Moens¹

¹ Department of Computer Science, KU Leuven

² Department of Electrical Engineering, KU Leuven

{tingyu.qu, mingxiao.li, tinne.tuytelaars, sien.moens}@kuleuven.be

Abstract

Recent advances in multimodal Large Language Models (LLMs) have shown great success in understanding multimodal contents. For video understanding tasks, training-based video LLMs are difficult to build due to the scarcity of high-quality, curated video-text paired data. In contrast, paired image-text data are much easier to obtain, and there is substantial similarity between images and videos. Consequently, extending image LLMs for video understanding tasks presents an appealing alternative. Developing effective strategies for compressing visual tokens from multiple frames is a promising way to leverage the powerful pre-trained image LLM. In this work, we explore the limitations of the existing compression strategies for building a training-free video LLM. The findings lead to our method TS-LLaVA, which constructs visual tokens through a Thumbnail-and-Sampling strategy. Given a video, we select few equidistant frames from all input frames to construct a Thumbnail image as a detailed visual cue, complemented by Sampled visual tokens from all input frames. Our method establishes the new state-of-the-art performance among training-free video LLMs on various benchmarks. Notably, our 34B model outperforms GPT-4V on the MVBench benchmark, and achieves performance comparable to the 72B training-based video LLM, Video-LLaMA2, on the challenging MLVU benchmark. Code is available at <https://github.com/tingyu215/TS-LLaVA>.

1. Introduction

Thanks to the breakthroughs in foundation models like CLIP [33] and Large Language Models (LLMs) [1, 6, 12, 37], image LLMs [2, 21, 22, 51] have shown great success in comprehending visual contents and generating textual responses based on user prompts. Image LLMs are often trained with paired image-text data to bridge the representation spaces between the vision encoder and the LLM. AI-

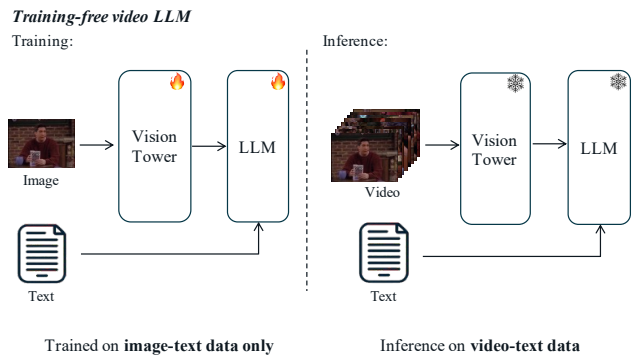


Figure 1. Illustration of training-free video LLM. Vision Tower: vision encoder and projection module in image LLM.

though trained in a similar way, video LLMs [19, 20, 26, 44] require far more resources and a larger volume of paired video-text data due to the increased complexity of video content. Unfortunately, curated large-scale video-text data is hard to obtain. Since images are easier to acquire and share similar features with videos, extending image LLMs for video understanding presents a promising approach.

We illustrate the training-free video LLM in Fig. 1. To bypass the high computational cost in training-based video LLM, several methods have been proposed that use pre-trained image LLMs to build training-free video LLMs [13, 40, 45]. Given an image LLM, the vision tower directly encodes the spatial information of each frame, while the autoregressive nature of the LLM captures the temporal information within the input sequence to some extent. However, the number of visual tokens¹ generated from videos can be much larger than those from images, which is problematic given the limited context length of the pre-trained image LLMs. Consequently, a key design aspect of training-free video LLM is the visual token compression strategy, which enables image LLMs to efficiently handle video input.

¹i.e. elements of the encoded visual features, used as input for the LLM.

To better understand the working mechanisms of training-free video LLM, we begin by evaluating the commonly used compression strategies. Insights gained from examining these visual token compression strategies led to the development of our method, TS-LLaVA. TS-LLaVA adopts a hybrid manner to compress visual tokens. Given N input frames, we select N_T ($N_T \ll N$) frames to construct a **Thumbnail** image that serves as a summary of the video. We show that using this thumbnail image alone enables the model to comprehend certain aspects of the video contents, though it still leaves some nuances unaddressed. To address this, we complement the thumbnail image by incorporating **Sampled** visual tokens from all frames, which leads to a deeper and more complete grasp of the video content. Together, the **Thumbnail-and-Sampling** strategy constitutes the core of our TS-LLaVA.

We evaluate our method on various video understanding benchmarks. Experimental results show that TS-LLaVA outperforms the previous state-of-the-art (SOTA) training-free video LLMs by a large margin. Notably, our 34B model surpasses GPT-4V [30] on the MVBench benchmark [17], and achieves performance comparable to the 72B training-based video LLM Video-LLaMA2 [5] on the challenging MLVU benchmark [53]. We conduct comprehensive ablation studies to assess the design choices of TS-LLaVA. Together with the study on compression strategies, we hope to provide insights for future works. In summary, our main contributions include:

- We conduct a thorough evaluation of various compression strategies for training-free video LLMs, offering insights to guide future research in developing video LLMs.
- Based on our findings, we propose the **Thumbnail-and-Sampling** compression strategy, which shows clear advantages over existing approaches.
- Leveraging the **Thumbnail-and-Sampling** strategy, we develop TS-LLaVA, establishing a new SOTA among training-free video LLMs while maintaining high token efficiency.

2. Related Works

Image LLMs aim to bridge the representation space between the vision encoder [33] and LLM [1, 6, 12, 37] using image-text data. The BLIP family, including BLIP-2 [14] and InstructBLIP [7], employs a Querying Transformer (QFormer) to connect vision and language modalities via learnable queries in cross-attention modules. QFormer is also adopted by follow-up works, such as QWen-VL [2] and mPLUG-Owl [46]. QWen-VL incorporates interleaved image-text data in a three-stage training pipeline, while mPLUG-Owl adopts a modularized learning approach. The LLaVA family, in contrast, uses an MLP for connecting the vision encoder and LLM. LLaVA [21] leverages GPT-4 [31] generated visual instruction data for fine-

tuning. Subsequent versions, LLaVA-v1.5 [22] and LLaVA-v1.6(NeXT) [23] further improve LLaVA’s performance through better data, higher resolution and stronger LLM. As a concurrent work, MiniGPT-4 [54] aligns a frozen LLM with frozen ViT [8] and QFormer using a trainable linear layer to enable multimodal instruction following.

Training-based video LLMs are further trained on massive video data to endow image LLMs or LLMs with video understanding capabilities. Video-ChatGPT [26] uses LLaVA as its backbone, applying separate temporal and spatial pooling to visual features. The model further utilizes 100k video instruction tuning data. VideoChat [16] leverages QFormer for video token compression, and VideoChat2 [17] refines this approach with improved vision-language alignment and instruction tuning. It also introduces the multitask video understanding benchmark, MVBench. Video-LLaVA [20] learns a shared projector for image and video encoders. Video-LLaMA [49] and Video-LLaMA2 [5] incorporate video, audio and language modalities to support tasks oriented toward video and audio. LLaVA-NeXT-Video [52] fine-tunes LLaVA-NeXT on video data, with a variant that applies DPO [34] for improved performance. LITA [11] employs a slow-fast design [9, 41] to capture spatial and temporal information more effectively.

Training-free video LLMs extend image LLMs for video understanding without requiring additional fine-tuning on video data. As a pioneering approach, IG-VLM [13] constructs a grid-view image from video frames, which is then fed directly into a frozen image LLM with a specially designed prompt. While promising, the image grid approach has limitations, such as reduced resolution and the limited number of frames it can include, which we further discuss in the next section. FreeVA [40] explores various temporal aggregation methods, but similarly uses a limited number of frames. The current state-of-the-art SF-LLaVA [45] adopts the slow-fast design, which is proven to be effective in action recognition [9, 41], and in LITA, as mentioned earlier. SF-LLaVA designs a slow pathway compressing fewer frames, and a fast pathway heavily compressing more frames. While both SF-LLaVA and our method use a two-stream design, our **Thumbnail-and-Sampling** strategy leads to significantly better performance on various video understanding benchmarks, while maintaining a better token efficiency. We extend the discussion in Sec. 4.

3. Method

3.1. Comparing Different Compression Strategies

To equip the baseline image LLM with the video understanding abilities, various visual token compression strategies are applied. They allow incorporating multiple frames from the videos. Including commonly used methods, we

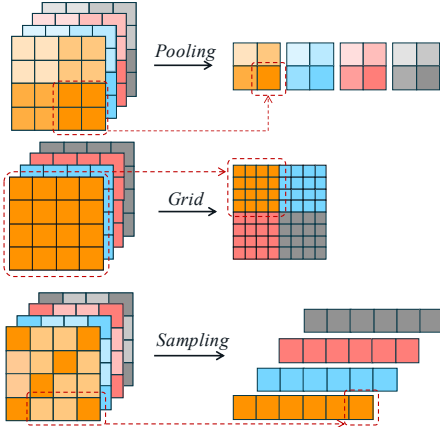


Figure 2. Visual token compression strategies illustrated. *Pooling* and *Sampling* operate on encoded tokens, *Grid* operates on RGB images. We omit the encoding procedure for simplicity. We extend *Grid* to *Grids* by composing multiple grid view images.

evaluate five types of compression strategies as follows:

- *Concat*: Directly concatenating frames (no compression).
- *Pooling*: Applying spatial average pooling to visual tokens.²
- *Grid*: Creating a single grid-view image composed by N_T frames to represent a video.
- *Grids*: For $N = k \times N_T$ frames, generating k grid-view images, each composed of N_T frames.
- *Sampling*: Applying uniform sampling to visual tokens.

Specifically, *Concat* is one of the core ideas of the training-free video LLM FreeVA [40]. *Pooling* is a widely used token compression method for video LLMs [5, 11, 19, 26, 44, 50], including training-free methods [40, 45]. *Grid*, as proposed by IG-VLM [13], aims to transform video frames into a grid image for better interaction with image LLMs. We extend this to *Grids* by composing multiple grid-view images. Finally, we also evaluate *Sampling* as a less explored compression strategy for video LLMs. Fig. 2 illustrates the key components of these strategies.

We evaluate different visual token compression strategies on the Multiple Choice VideoQA task. Unlike Open-Ended VideoQA, the evaluation of Multiple Choice VideoQA does not require an additional language model. We adopt Video-MME [10] for evaluation, as it categorizes videos by duration (short, medium, and long) as well as by task type, providing a more comprehensive assessment of each compression strategy’s performance. We use LLaVA-v1.6-7B [23] (Vicuna-v1.5 version) as the backbone image LLM, with a context length of 4096 tokens. Following standard protocol, input frames are uniformly sampled from each video. To ensure fair comparison, we set the number of visual tokens to 2304 after compression (except for

²Different pooling operations are compared in the Appendix.

Compre. Strategy	#. of Frames (N)	#.of Vis. Tokens	Comp. Rate	Video-MME			Overall
				Short	Medium	Long	
<i>Concat</i>	4	2304	4	49.2	41.0	36.9	42.4
<i>Pooling</i>	16	2304	4	49.6	42.6	36.4	42.9
<i>Grid</i>	4	576	4	47.0	39.8	36.2	41.0
<i>Grids</i>	16	2304	4	52.2	42.0	37.6	43.9
<i>Sampling</i>	16	2304	4	<u>52.0</u>	43.0	<u>37.3</u>	44.1

(a) Overall performance (Accuracy)

Compre. Strategy	#. of Frames (N)	#.of Vis. Tokens	Comp. Rate	Video-MME Reasoning Tasks			
				Temporal	Spatial	Action	Object
<i>Concat</i>	4	2304	4	32.8	62.5	37.2	40.5
<i>Pooling</i>	16	2304	4	31.1	62.5	37.2	39.6
<i>Grid</i>	4	576	4	31.1	60.7	36.1	38.5
<i>Grids</i>	16	2304	4	34.5	67.9	<u>37.2</u>	40.7
<i>Sampling</i>	16	2304	4	<u>33.3</u>	66.1	38.9	40.5

(b) Performance (Accuracy) on reasoning tasks

Table 1. Comparison between different compression strategies on Video-MME dataset: Results obtained using LLaVA-v1.6-7B. ”Vis. Tokens”: Visual Tokens; ”Comp.”: Compression.

”*Grid*”, where only one grid-view image is used, totaling 576 tokens). The compression rate, calculated as the ratio of visual tokens before to after compression, is set to 4.

We present the results in Tab. 1. The simplest approach to adapting an image LLM for video understanding is to concatenate frames (*Concat*). While *Concat* avoids compressing visual tokens, it is limited by the number of frames it can process. *Concat* is considered as the baseline method, which shows how powerful is the image LLM for video understanding tasks without any modification.

Surprisingly, despite being widely used, *Pooling* does not demonstrate superior performance compared to other methods. With 16 frames, *Pooling* only slightly outperforms the baseline *Concat* (4 frames) in overall accuracy, but shows worse reasoning abilities than *Concat*.

Composing grid-view images (*Grid*, *Grids*) yields promising results. *Grid* can be seen as using a thumbnail image to represent the video. Even with only 1/4 of the tokens used by other methods, *Grid* achieves satisfactory performance, allowing for reasonable video comprehension. However, due to its limited number of frames and visual tokens, *Grid* is ultimately outperformed by other compression strategies. By using 16 frames to form 4 grid-view images (*Grids*), we significantly improve the performance of the baseline LLaVA-v1.6 (*Concat*) while maintaining the same visual token counts. Surprisingly, as a less commonly used compression strategy in video LLM, *Sampling* leads to the best overall performance comparing to other methods.

Moreover, as shown in Tab. 1b, composing multiple grid-view images (*Grids*) and uniformly sampling visual tokens (*Sampling*) shine on different types of tasks. They reach similar performance for object reasoning tasks. While *Grids* performs better on temporal and spatial reasoning tasks, but it falls short on action reasoning tasks. This outcome aligns with the characteristics of these methods. Di-

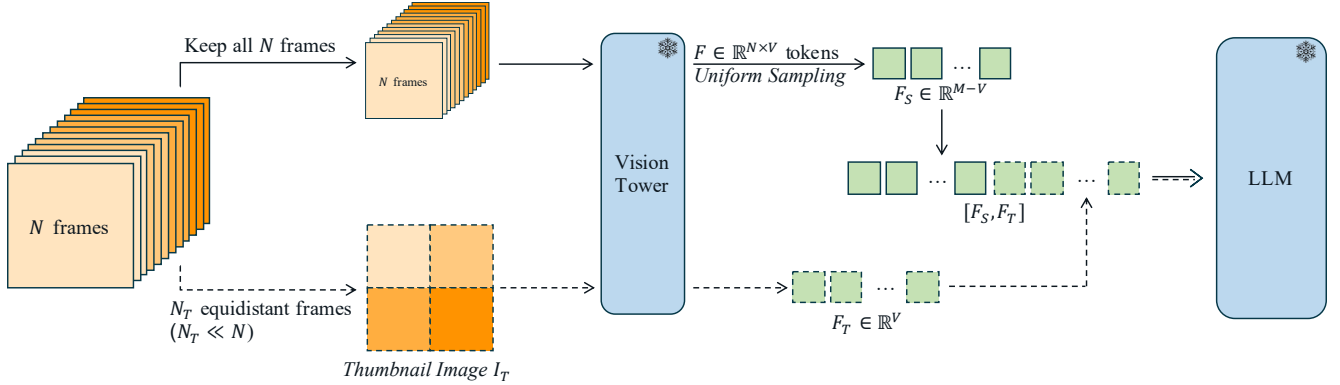


Figure 3. Illustration of our TS-LLaVA. The vision tower includes vision encoder and projection module in image LLM. The dashed lines and solid lines trace the procedures for constructing the thumbnail image tokens and sampled image tokens, respectively. V denotes the number of visual tokens from the vision tower, and M is the pre-defined number of visual tokens. We omit text input to LLM for simplicity.

rectly sampling visual tokens may lead to missing details in some frames, while preserving them in others, potentially disrupting the temporal or spatial reasoning process. In contrast, composing grid-view images results in low-resolution frames, which could harm the model’s ability to reason about actions effectively.

We summarize our findings as:

- Despite its popularity, *Pooling* does not yield satisfactory results for training-free video LLMs.
- *Grids* and *Sampling* show promising results, though each has certain limitations.

3.2. TS-LLaVA

In this section, we introduce TS-LLaVA and its core idea, the Thumbnail-and-Sampling strategy.

The experiment in Sec. 3.1 shows that both *Grids* and *Sampling* offer superior video understanding capabilities compared to other strategies. However, due to their respective designs, *Grids* is limited to low-resolution frames; while *Sampling* risks losing details from unsampled tokens.

How to overcome the shortcomings of these two compression strategies? Recall that *Grid*, a simplified version of *Grids*, performs well on reasoning tasks but is constrained by the limited number of frames and visual tokens it can process. To leverage the strengths of both approaches, we propose an intuitive method to combine their benefits, as illustrated in Fig. 3. We select few equidistant frames from all input frames to create a grid-view image (*Grid*), which serves as the thumbnail image for the video. The missing information from this thumbnail is then complemented by sampling visual tokens from all input frames (*Sampling*) at the original resolution. This approach creates a more versatile compression strategy, effectively combining the strengths of both *Grids* and *Sampling*.

Specifically, given an input video, we first uniformly sample N frames from the video. These frames are further

used for video understanding with a given image LLM.

To construct Thumbnail image tokens, we further select N_T equidistant frames from the initially obtained N frames, where $N_T \ll N$ and $N_T \equiv 0 \pmod{2}$. We create the thumbnail image by arranging these frames into a single grid-view image, I_T , that accommodates all selected N_T frames. I_T is then processed by the vision encoder and projection module to generate thumbnail image tokens $F_T \in \mathbb{R}^V$, where V denotes the number of visual tokens from the vision tower.

To construct Sampled image tokens, all N frames are used. We first extract visual features frame by frame, resulting in features $F \in \mathbb{R}^{N \times V}$. Given a pre-defined maximum number of visual tokens M , we apply:

$$F \in \mathbb{R}^{N \times V} \xrightarrow{\text{Sample}} F_S \in \mathbb{R}^{M-V} \quad (1)$$

where *Sample* denotes uniform sampling, and $V < M <$ context length of LLM.

Finally, we obtain the visual tokens by concatenating F_S and F_T as $[F_S, F_T]$, which is further passed to LLM to interact with encoded textual inputs for video understanding.

3.3. Empirical Validation

To demonstrate the advantages of our Thumbnail-and-Sampling strategy, we conduct experiments on Video-MME under the same setting as in Sec. 3.1. From the 16 input frames, we select 4 (†) or 6 (‡) equidistant frames to compose the thumbnail image, resulting in 576 encoded visual tokens. All 16 input frames are encoded to extract the sampled visual tokens. We use 2304 visual tokens in total.

The results are presented in Tab. 2, where our method achieves the best overall performance. Our compression strategy brings notable improvements on both short and long videos, while maintaining the strong performance of *Sampling* or *Grid/Grids* on medium-length videos. Tab. 2b

Compre. Strategy	#. of Frames (N)	#.of Vis. Tokens	Comp. Rate	Video-MME			Overall
				Short	Medium	Long	
<i>Grid</i>	4	576	4	47.0	39.8	36.2	41.0
<i>Grids</i>	16	2304	4	52.2	42.0	37.6	43.9
<i>Sampling</i>	16	2304	4	52.0	43.0	37.3	44.1
<i>T-and-S_‡</i>	16	2304	4	54.0	41.9	38.4	44.8
<i>T-and-S_‡</i>	16	2304	4	<u>52.9</u>	<u>42.9</u>	<u>38.2</u>	<u>44.7</u>

(a) Overall performance (Accuracy)

Compre. Strategy	#. of Frames (N)	#.of Vis. Tokens	Comp. Rate	Video-MME Reasoning Tasks			
				Temporal	Spatial	Action	Object
<i>Grid</i>	4	576	4	31.1	60.7	36.1	38.5
<i>Grids</i>	16	2304	4	34.5	67.9	37.2	<u>40.7</u>
<i>Sampling</i>	16	2304	4	33.3	66.1	38.9	40.5
<i>T-and-S_‡</i>	16	2304	4	<u>33.9</u>	71.4	<u>40.4</u>	41.6
<i>T-and-S_‡</i>	16	2304	4	34.5	69.6	41.1	39.4

(b) Performance (Accuracy) on reasoning tasks

Table 2. Comparison between different compression strategies on Video-MME dataset using LLaVA-v1.6-7B. "T-and-S": Thumbnail-and-Sampling; "Vis. Tokens": Visual Tokens; †/‡: using grid view (thumbnail) image composed of 4 or 6 frames.

further shows that our compression strategy effectively leverages the strengths of *Sampling* and *Grid*. Compared to *Grids*, *Sampling* lags on spatial reasoning, while it excels on action reasoning. Our strategy improves the performance on these two tasks by a large margin, indicating that our strategy integrates the advantages of *Grid* and *Sampling*.

Moreover, although the overall compression rate remains the same, our method uses fewer sampled tokens compared to *Sampling* under the same setting (1728 vs 2304 tokens). Replacing 576 sampled tokens with visual tokens from the thumbnail image clearly improves the accuracy of downstream tasks. The merits of our method are further discussed in the next section.

4. Experiments

4.1. Experimental Setups

Multiple Choice VideoQA Following [13, 45], we evaluate our method on three Multiple Choice VideoQA benchmarks, including NExT-QA [42], EgoSchema [27], and IntentQA [15]. Following [13], apart from the overall accuracy on each dataset, we report accuracies on Casual, Temporal and Descriptive tasks from NExT-QA dataset.

Multitask Benchmarks We also evaluate our method on two multitask video understanding benchmarks.

MVBench [17] includes 20 sub-tasks, spanning 9 types of reasoning abilities in video understanding. For the classified categories included in the benchmark, please refer to the Appendix. The task types can be seen in Tab. 5.

MLVU [53] is a multitask long video understanding (LVU) benchmark, which evaluates 3 types of capabilities of Video LLM. We conduct experiments on multiple choice questions, covering Holistic LVU, Single-Detail LVU and Multi-Detail LVU. For task types, please refer to Tab. 5.

We report the results from the official evaluation server.

Notes on Open-Ended VideoQA We also evaluate our method on Open-Ended VideoQA benchmarks and video-based Text Generation tasks. For Open-Ended VideoQA, we adopt MSVD-QA [4], MSRVT-QA [43], TGIF-QA [18] and ActivityNet-QA [47]. For Text Generation, we use VCGBench [26]. However, the GPT-assisted evaluation for these tasks is not as reliable as the evaluation protocol for Multiple Choice VideoQA. Although we reach the SOTA level performance on these benchmarks, we put the results in the Appendix. We urge for the developing of a better evaluation protocol on these benchmarks. For more discussion, please refer to Sec. 7.2 in Appendix.

Implementation Details Following [13, 45], we use LLaVA-v1.6 [23] (7B and 34B) as our backbone image LLM. The 7B model adopts Vicuna-v1.5 [6] as LLM, and 34B model uses Nous-Hermes-2-Yi-34B [29] as LLM. We conduct experiments on NVIDIA A100 80G GPUs. Following [45], we resize the input frames to 336×336 . We use maximum 50 uniformly sampled frames per video, among which we select 6 equidistant frames to compose the thumbnail image. The encoded thumbnail image corresponds to 576 visual tokens. Then for the 50 input frames, we uniformly sample 2880 tokens from $50 \times 576 = 28800$ tokens. Together, we use $576 + 2880 = 3456$ visual tokens, which is slightly lower than 3680 tokens used by SF-LLaVA [45].

4.2. Main Results

Multiple Choice VideoQA

We first report the overall accuracy on Multiple Choice VideoQA tasks in Tab. 3. Among the training-free methods built on top of an open-source LLM, both our 7B and 34B models achieve SOTA performance across all three benchmarks. Notably, on the challenging EgoSchema dataset, which emphasizes long-form temporal reasoning in video LLMs, TS-LLaVA surpasses the previous SOTA SF-LLaVA by 3.0 and 2.0 percentage points for the 7B and 34B configurations, respectively. Furthermore, SF-LLaVA fails to outperform VideoTree in any of the three benchmarks, while our TS-LLaVA outperforms VideoTree on NExT-QA and IntentQA. Unlike VideoTree, which utilizes GPT-4, our model leverages an LLM with only 34B parameters. This shows that our Thumbnail-and-Sampling strategy effectively organizes visual tokens to enhance image LLM's video understanding capabilities.

Following IG-VLM [13], we also report results on the sub-tasks of NExT-QA in Tab. 4. Using only the grid-view image, IG-VLM performs reasonably well on these tasks. However, our TS-LLaVA shows better understanding of the video contents across all aspects, especially in causal and temporal tasks that require more sophisticated temporal reasoning. Complementing thumbnail image tokens with sampled tokens provides the image LLM with more effective

Method	LLM Size	Vision Encoder	NExT-QA	EgoSchema	IntentQA
Video-LLaVA [20]	7B	ViT-L	60.5	37.0	-
Video-LLaMA2 [5]	7B	CLIP-L	-	51.7	-
MovieChat+ [36]	7B	CLIP-G	54.8	<u>56.4</u>	-
Vista-LLaMA [25]	7B	CLIP-G	60.7	-	-
DeepStack-L [28]	7B	CLIP-L	61.0	38.4	-
M^3 [3]	7B	CLIP-L	63.1	36.8	58.8
IG-VLM [13]	7B	CLIP-L	63.1	35.8	60.3
SF-LLaVA [45]	7B	CLIP-L	64.2	47.2	60.1
TS-LLaVA	7B	CLIP-L	66.5	50.2	61.7

(a) All models use 7B or comparable LLMs.

Method	LLM Size	Vision Encoder	NExT-QA	EgoSchema	IntentQA
Video-LLaMA2 [5]	46.7B	CLIP-L	-	53.3	-
LLoVi [48]	GPT-3.5	Unknown	67.7	50.3	64.0
VideoAgent [38]	GPT-4	Unknown	71.3	60.2	-
VideoTree [39]	GPT-4	Unknown	73.5	66.2	66.9
IG-VLM [13]	34B	CLIP-L	70.9	53.6	65.3
SF-LLaVA [45]	34B	CLIP-L	72.0	55.8	66.5
TS-LLaVA	34B	CLIP-L	73.6	57.8	67.9

(b) All models use 34B or stronger LLMs.

Table 3. Overall performance (Accuracy) obtained on *Multiple Choice VideoQA*. We **highlight** the top-performing training-free methods and underline the best-performing video LLMs overall. Methods below the dashed line (-) are training-free, while those above it have been trained on extensive video data.

visual cues.

Method	LLM Size	Vision Encoder	NExT-QA sub-tasks			Average
			Casual	Temporal	Descriptive	
IG-VLM [13]	7B	CLIP-L	63.1	57.3	74.9	63.1
TS-LLaVA	7B	CLIP-L	66.4	62.0	75.8	66.5
IG-VLM [13]	34B	CLIP-L	72.2	65.7	77.3	70.9
TS-LLaVA	34B	CLIP-L	74.6	68.2	81.5	73.6

Table 4. Performance in terms of accuracy obtained on the sub-tasks of NExT-QA.

Multitask Benchmarks

To comprehensively evaluate the capabilities of our TS-LLaVA, we further conduct experiments on two challenging multitask video understanding benchmarks, namely MVBench and MLVU.

MVBench We present the results in Tab. 5a. Among the training-free methods, our 34B model outperforms the proprietary model GPT-4V by a large margin, in both average accuracy and across most sub-tasks. Even our 7B model surpasses GPT-4V in average accuracy, showing the strong understanding capability and potential of our method.

When comparing to the training-based video LLM, we focus on PLLaVA [44]. PLLaVA uses the same image

³AA: Action Antonym; AC: Action Count; AL: Action Localization; AP: Action Prediction; AS: Action Sequence; CO: Character Order; CI: Counterfactual Inference; EN: Egocentric Navigation; ER: Episodic Reasoning; FA: Fine-grained Action; FP: Fine-grained Pose; MA: Moving Attribute; MC: Moving Count; MD: Moving Direction; OE: Object Existence; OI: Object Interaction; OS: Object Shuffle; ST: Scene Transition; SC: State Change; UA: Unexpected Action.

LLM backbone as our model but is further trained on video data. In over half of the sub-tasks, our TS-LLaVA manages to obtain comparable or better performance than PLLaVA. However, there are still tasks where performance can be improved: (1) On some action centric tasks, TS-LLaVA delivers satisfactory results (AC and AP). However, it struggles with other action-centric tasks (e.g., AA, AL, and AS). (2) TS-LLaVA performs less effectively on tasks that require reasoning over moving objects (MA, MC and MD). (3) TS-LLaVA also shows lower performance on CI and OE tasks.

Given the nature of these task types, TS-LLaVA’s lower performance is unsurprising. All of these tasks involve data types not seen during image LLM training, such as actions and moving objects. Without specific training on these data types, bridging the gap between our training-free approach and training-based methods remains challenging.

MLVU The results are presented in Tab. 5b. Our method significantly outperforms the training-free counterpart, establishing the SOTA results across all sub-tasks.

In comparison with training-based video LLM, we take a challenging opponent, namely a 72B Video-LLaMA2. Remarkably, TS-LLaVA-34B achieves comparable or even superior performance to Video-LLaMA2-72B on more than half of the sub-tasks, despite using a much smaller LLM.

For task types where TS-LLaVA lags behind, we observe a similar pattern as in MVBench. Tasks involving data types less commonly encountered during image LLM training, such as action order, pose greater challenges for our training-free method TS-LLaVA.

Overall Our TS-LLaVA demonstrates promising results on two challenging multitask benchmarks. However, due to inherent limitations of image LLMs, certain tasks remain difficult to perform.

4.3. Design Choices of TS-LLaVA

We dive deeper into the design choices of TS-LLaVA in this section. More results can be found in the Appendix.

Number of frames We vary the maximum number of input frames used in TS-LLaVA, and present the results in Fig. 4a. Since the total number of visual tokens remains constant at 3456, using fewer frames results in a lower compression rate. For datasets like NExT-QA, which do not emphasize long-term video understanding, the reduced compression rate effectively compensates for any missing information from fewer frames. In contrast, for EgoSchema, which specifically targets long-term understanding, using more frames proves beneficial. One interesting observation is that the 7B and 34B models behave differently to reduced frame counts. The performance of the 34B model keeps increasing as we increase the number of frames, indicating it can handle more information as we increase frame numbers.

How many frames per thumbnail image? We conduct experiments with varying numbers of frames per thumb-

Method	LLM Size	Vision Encoder	AA	AC	AL	AP	AS	CO	CI	EN	ER	FA	FP	MA	MC	MD	OE	OI	OS	ST	SC	UA	Avg.
Video-ChatGPT [26]	7B	CLIP-L	62.0	30.5	20.0	26.0	23.5	33.0	35.5	29.5	26.0	22.5	29.0	39.5	25.5	23.0	54.0	28.0	40.0	31.0	48.5	26.5	32.7
Video-LLaMA [49]	7B	CLIP-G	51.0	34.0	22.5	25.5	27.5	40.0	37.0	30.0	21.0	29.0	32.5	32.5	22.5	22.5	48.0	40.5	38.0	43.0	45.5	39.0	34.1
VideoChat [16]	7B	CLIP-G	56.0	35.0	27.0	26.5	33.5	41.0	36.0	23.5	23.5	33.5	26.5	42.5	20.5	25.5	53.0	40.5	30.0	48.5	46.0	40.5	35.5
VideoChat2 [17]†	7B	UMT-L	83.5	39.0	23.0	47.5	66.0	36.5	65.5	35.0	40.5	49.5	49.0	58.5	42.0	23.0	58.0	71.5	42.5	88.5	44.0	60.0	51.1
VideoChat2 [17]‡	7B	UMT-L	83.5	37.0	44.0	58.0	75.5	47.0	72.5	35.0	37.0	50.5	66.5	87.5	64.5	47.5	87.5	74.5	45.0	82.5	51.0	60.5	60.4
ST-LLM [24]*	7B	ViT-G	84.0	36.5	31.0	53.5	66.0	46.5	58.5	34.5	41.5	44.0	44.5	78.5	56.5	42.5	80.5	73.5	38.5	86.5	43.0	58.5	54.9
PLLaVA [44]*	7B	CLIP-L	55.5	39.5	26.0	49.0	58.0	53.5	31.0	30.5	48.0	41.0	42.0	52.0	42.0	23.5	56.0	61.0	36.0	82.0	45.0	61.0	46.6
PLLaVA [44]*	34B	CLIP-L	82.0	40.5	49.5	53.0	67.5	66.5	59.0	39.5	63.5	47.0	50.0	70.0	43.0	37.5	68.5	67.5	36.5	91.0	51.5	79.0	58.1
GPT-4V	GPT4	Unknown	72.0	39.0	40.5	63.5	55.5	52.0	11.0	31.0	59.0	46.5	47.5	22.5	12.0	12.0	18.5	59.0	29.5	83.5	45.0	73.5	43.5
TS-LLaVA	7B	CLIP-L	58.5	41.0	27.0	53.5	54.0	53.0	32.0	32.5	45.0	36.0	38.0	49.0	30.0	23.5	58.5	59.5	32.0	85.0	43.5	58.0	45.5
TS-LLaVA	34B	CLIP-L	73.5	46.5	39.0	47.5	61.0	66.5	39.0	42.5	65.0	46.5	47.5	51.5	30.0	24.0	52.5	65.5	37.5	89.5	45.5	80.5	52.6

(a) MVBench results³. †: Vicuna as LLM; ‡: Mistral as LLM. The other 7B/34B models use Vicuna as LLM. *: results reported in [44], the rest are from the official repository/paper [17].

Method	LLM Size	Vision Encoder	Holistic LVU			Single-Detail LVU			Multi-Detail LVU			Avg.
			Topic Rea.	Anomaly Rec.	Needle QA	Ego Rea.	Plot QA	Sports QA	Act. Order	Act. Count	Tutorial QA	
VideoChat [16]	7B	CLIP-G	26.4	12.8	18.3	17.0	22.0	11.1	15.7	11.7	14.0	16.6
Video-ChatGPT [26]	7B	CLIP-L	17.6	17.9	28.3	32.1	22.0	27.8	17.1	13.3	11.6	20.9
Video-LLaMA2 [5]	13B	CLIP-L	52.7	12.8	13.3	17.0	12.0	19.4	15.7	8.3	18.6	18.9
VideoChat2 [17]	7B	UMT-L	72.5	30.8	18.3	28.3	26.0	36.1	17.1	23.3	18.6	30.1
Video-LLaVA [20]	7B	ViT-L	70.3	38.5	13.3	26.4	26.0	38.9	20.0	21.7	20.9	30.7
LlLaMA-VID [19]	7B	CLIP-G	20.9	23.1	21.7	11.3	16.0	16.7	18.6	15.0	11.6	17.2
MovieChat [35]	7B	CLIP-G	18.7	10.3	23.3	15.1	16.0	30.6	17.1	15.0	16.3	18.0
Video-LLaMA2 [5]	13B	CLIP-L	52.7	12.8	13.3	17.0	12.0	19.4	15.7	8.3	18.6	18.9
Video-LLaMA2 [5]	72B	CLIP-L	80.2	53.8	36.7	54.7	54.0	38.9	42.9	16.7	32.6	45.6
LLaVA-NeXT-Image [52]	7B	CLIP-L	63.7	17.9	13.3	26.4	30.0	22.2	21.4	16.7	16.3	25.3
TS-LLaVA	7B	CLIP-L	76.9	38.5	28.3	34.0	30.0	30.6	25.7	20.0	18.6	33.6
TS-LLaVA	34B	CLIP-L	83.5	43.6	55.0	32.1	46.0	55.6	28.6	10.0	32.6	43.0

(b) Performance on multiple choice questions in MLVU-Test. Rea.: Reasoning; Rec.: Recognition; QA: Question Answering; Act.: Action.

Table 5. Results obtained on Multitask Benchmarks. We **highlight** the top-performing training-free methods and underline the best-performing video LLMs overall. Methods below the dashed line (-) are training-free, while those above it have been trained on extensive video data. We denote performance better than or comparable to (■) or lags behind (■) the main competing training-based video LLM (on MVBench: PLLaVA-34B, which uses the same backbones as TS-LLaVA; on MLVU: Video-LLaMA2-72B).

nailed image. The results are presented in Fig. 4b. Since the resolution of each image is fixed at 336×336 for the image encoder, including more frames in the thumbnail image means lower resolution for each frame. The results show that changing the number of frames does not affect the performance on NExT-QA and IntentQA significantly. While for EgoSchema, which requires better temporal understanding and involves longer videos, is more sensitive to the number of frames per thumbnail image. Using 6 frames per thumbnail image shows clear benefit over the counterparts, by providing enough temporal cues and not losing too much details due to reduced resolution.

How many thumbnail images? To study the effect of the number of thumbnail images on the performance, we report the results of using 1, 2 and 3 thumbnail images in our method in Fig. 4c. Since each thumbnail image corresponds to 576 visual tokens in our method, increasing the number of thumbnail images leads to a higher compression rate for the sampled visual tokens. With 50 input frames, the compression rate is $\frac{50 \times 576}{3456 - 576 \times k}$, with k being the number of thumbnail images. The increased compression rate degrades the performance on EgoSchema significantly, which cannot be mitigated by the added thumbnail image tokens. It indicates that for tasks that require a temporal understanding, less compressed sampled visual tokens are preferred.

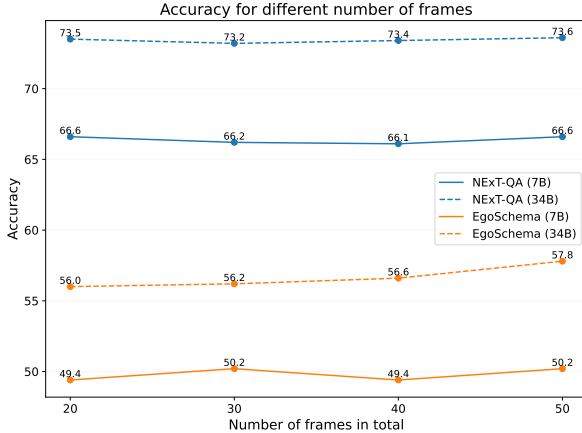
Token efficiency Image LLMs are not trained on videos in-

volving multiple frames, making token efficiency a critical factor for training-free video LLMs. Compared to the previous SOTA training-free video LLM SF-LLaVA, we gradually decrease the number of visual tokens in TS-LLaVA, and present the results in Fig. 4d. Our TS-LLaVA consistently outperforms SF-LLaVA, even with roughly 60% of the number of visual tokens used by SF-LLaVA (2304 vs 3680). Our Thumbnail-and-Sampling strategy can better compress the visual tokens than the slow-fast operation used by SF-LLaVA. We extend the discussion in Sec. 4.4.

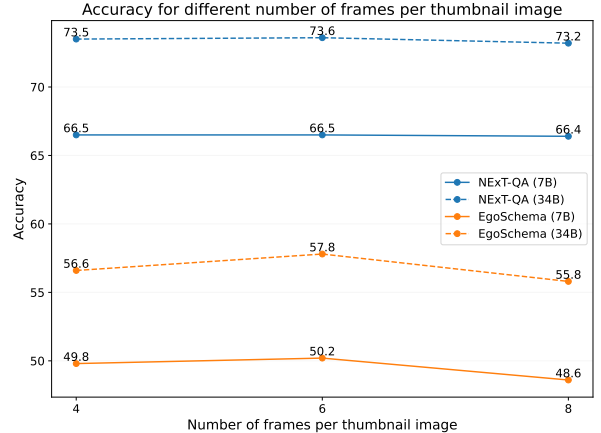
4.4. Discussion

More discussions on SOTA methods Our Thumbnail-and-Sampling strategy shares similarities to the widely used slow-fast operations in the video understanding domain [9, 11, 41, 45], including the previous SOTA training-free video LLM, SF-LLaVA. Both adopt a two-stream design for processing video frames, the major difference between our compression strategy and slow-fast operation in SF-LLaVA lies in how frames are handled:

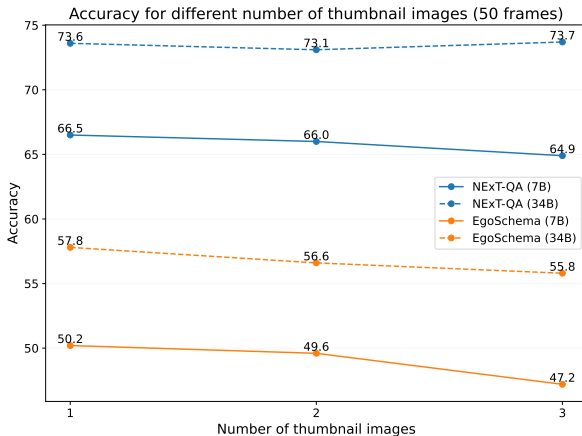
- SF-LLaVA: Slow pathway keeps fewer frames with a lower frame rate, but with a lower compression rate. Fast pathway keeps more frames at a higher frame rate, with higher compression rate.
- TS-LLaVA: Thumbnail pathway uses fewer frames in lower resolution. Sampling pathway includes more



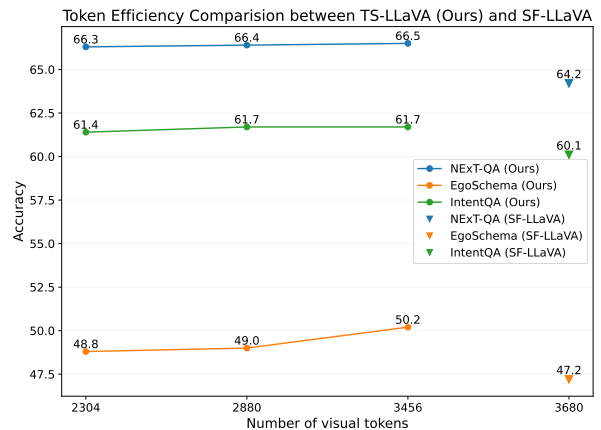
(a) Performance of TS-LLaVA with different number of frames in total. The total number of visual tokens is the same (3456).



(b) Performance of TS-LLaVA with different number of frames per thumbnail image. We use 50 frames with 3456 tokens in total.



(c) Performance of TS-LLaVA with different number of thumbnail images used. The total number of visual tokens is the same (3456).



(d) Token efficiency comparison between the previous SOTA training-free video LLM SF-LLaVA. We compare 7B models here.

Figure 4. Design choices of TS-LLaVA. In (a), (b) (c), IntentQA shows similar pattern as NEXt-QA, please refer to the Appendix.

frames at a higher resolution, but only retains information from sampled tokens.

In SF-LLaVA, most of the token budget (2880 out of 3680 tokens) is allocated to the slow pathway, resulting in a high compression rate of 36 in the fast pathway with 50 frames. Our method preserves more information in the Sampling pathway, where 50 frames use 2880 tokens, yielding a compression rate of 10. We capture long-term dependencies effectively due to less compressed tokens, while maintaining better token efficiency, as validated in Fig. 4d. Consequently, our method promotes token efficiency when representing the video content, which is an important advantage.

Limitations Though establishing the SOTA performance among all training-free video LLMs, our primary focus is on visual token compression strategies rather than prompt design. Previous works show the prompt can affect the performance to some extent [13], which is not clearly observed in our preliminary experiments. The slightly reduced reso-

lution from the Thumbnail image can be mitigated by existing high-resolution operations in image LLMs [22], which feeds image patch features to the LLM. There is also potential in exploring combining vision encoders through feature routing [32]. We leave the above for future works.

5. Conclusion

In this work, we thoroughly evaluate the advantages and limitations of various visual token compression strategies for training-free video LLMs. Our findings lead to the development of TS-LLaVA, a training-free video LLM that utilizes the newly proposed Thumbnail-and-Sampling compression strategy. This strategy provides both a summarized view of the video (Thumbnail) and a detailed view of the long-term temporal relations (Sampling). As a simple but strong baseline, TS-LLaVA establishes the new state-of-the-art among training-free video LLMs, and surpasses several strong training-based video LLMs. Our extensive experiments offer valu-

able insights for future works on building video LLMs.

References

- [1] Jinze Bai, Shuai Bai, Yunfei Chu, Zeyu Cui, Kai Dang, Xiaodong Deng, Yang Fan, Wenbin Ge, Yu Han, Fei Huang, Binyuan Hui, Luo Ji, Mei Li, Junyang Lin, Runji Lin, Dayiheng Liu, Gao Liu, Chengqiang Lu, Keming Lu, Jianxin Ma, Rui Men, Xingzhang Ren, Xuancheng Ren, Chuanqi Tan, Sinan Tan, Jianhong Tu, Peng Wang, Shijie Wang, Wei Wang, Shengguang Wu, Benfeng Xu, Jin Xu, An Yang, Hao Yang, Jian Yang, Shusheng Yang, Yang Yao, Bowen Yu, Hongyi Yuan, Zheng Yuan, Jianwei Zhang, Xingxuan Zhang, Yichang Zhang, Zhenru Zhang, Chang Zhou, Jingren Zhou, Xiaohuan Zhou, and Tianhang Zhu. Qwen technical report. *arXiv preprint arXiv:2309.16609*, 2023. [1](#), [2](#)
- [2] Jinze Bai, Shuai Bai, Shusheng Yang, Shijie Wang, Sinan Tan, Peng Wang, Junyang Lin, Chang Zhou, and Jingren Zhou. Qwen-vl: A versatile vision-language model for understanding, localization, text reading, and beyond. *arXiv preprint arXiv:2308.12966*, 2023. [1](#), [2](#)
- [3] Mu Cai, Jianwei Yang, Jianfeng Gao, and Yong Jae Lee. Matryoshka multimodal models. *arXiv preprint arXiv:2405.17430*, 2024. [6](#)
- [4] David Chen and William Dolan. Collecting highly parallel data for paraphrase evaluation. In *Proceedings of the 49th Annual Meeting of the Association for Computational Linguistics: Human Language Technologies*, pages 190–200, Portland, Oregon, USA, 2011. Association for Computational Linguistics. [5](#), [1](#)
- [5] Zesen Cheng, Sicong Leng, Hang Zhang, Yifei Xin, Xin Li, Guanzheng Chen, Yongxin Zhu, Wenqi Zhang, Ziyang Luo, Deli Zhao, and Lidong Bing. Videollama 2: Advancing spatial-temporal modeling and audio understanding in video-llms. *arXiv preprint arXiv:2406.07476*, 2024. [2](#), [3](#), [6](#), [7](#)
- [6] Wei-Lin Chiang, Zhuohan Li, Zi Lin, Ying Sheng, Zhanghao Wu, Hao Zhang, Lianmin Zheng, Siyuan Zhuang, Yonghao Zhuang, Joseph E. Gonzalez, Ion Stoica, and Eric P. Xing. Vicuna: An open-source chatbot impressing gpt-4 with 90%* chatgpt quality, 2023. [1](#), [2](#), [5](#)
- [7] Wenliang Dai, Junnan Li, Dongxu Li, Anthony Tiong, Junqi Zhao, Weisheng Wang, Boyang Li, Pascale Fung, and Steven Hoi. InstructBLIP: Towards general-purpose vision-language models with instruction tuning. In *Thirty-seventh Conference on Neural Information Processing Systems*, 2023. [2](#)
- [8] Alexey Dosovitskiy, Lucas Beyer, Alexander Kolesnikov, Dirk Weissenborn, Xiaohua Zhai, Thomas Unterthiner, Mostafa Dehghani, Matthias Minderer, Georg Heigold, Sylvain Gelly, Jakob Uszkoreit, and Neil Houlsby. An image is worth 16x16 words: Transformers for image recognition at scale. In *International Conference on Learning Representations*, 2021. [2](#)
- [9] Christoph Feichtenhofer, Haoqi Fan, Jitendra Malik, and Kaiming He. Slowfast networks for video recognition. In *Proceedings of the IEEE/CVF International Conference on Computer Vision (ICCV)*, 2019. [2](#), [7](#)
- [10] Chaoyou Fu, Yuhan Dai, Yongdong Luo, Lei Li, Shuhuai Ren, Renrui Zhang, Zihan Wang, Chenyu Zhou, Yunhang Shen, Mengdan Zhang, Peixian Chen, Yanwei Li, Shaohui Lin, Sirui Zhao, Ke Li, Tong Xu, Xiawu Zheng, Enhong Chen, Rongrong Ji, and Xing Sun. Video-mme: The first-ever comprehensive evaluation benchmark of multi-modal llms in video analysis. *arXiv preprint arXiv:2405.21075*, 2024. [3](#)
- [11] De-An Huang, Shijia Liao, Subhashree Radhakrishnan, Hongxu Yin, Pavlo Molchanov, Zhiding Yu, and Jan Kautz. Lita: Language instructed temporal-localization assistant. *arXiv preprint arXiv:2403.19046*, 2024. [2](#), [3](#), [7](#)
- [12] Albert Q. Jiang, Alexandre Sablayrolles, Antoine Roux, Arthur Mensch, Blanche Savary, Chris Bamford, Devendra Singh Chaplot, Diego de las Casas, Emma Bou Hanna, Florian Bressand, Gianna Lengyel, Guillaume Bour, Guillaume Lample, L  lio Renard Lavaud, Lucile Saulnier, Marie-Anne Lachaux, Pierre Stock, Sandeep Subramanian, Sophia Yang, Szymon Antoniak, Teven Le Scao, Th  ophile Gervet, Thibaut Lavril, Thomas Wang, Timoth  e Lacroix, and William El Sayed. Mixtral of experts. *arXiv preprint arXiv:2401.04088*, 2024. [1](#), [2](#)
- [13] Wonkyun Kim, Changin Choi, Wonseok Lee, and Wonjong Rhee. An image grid can be worth a video: Zero-shot video question answering using a vlm. *arXiv preprint arXiv:2403.18406*, 2024. [1](#), [2](#), [3](#), [5](#), [6](#), [8](#)
- [14] Junnan Li, Dongxu Li, Silvio Savarese, and Steven Hoi. BLIP-2: Bootstrapping language-image pre-training with frozen image encoders and large language models. In *Proceedings of the 40th International Conference on Machine Learning*, pages 19730–19742. PMLR, 2023. [2](#)
- [15] Jiapeng Li, Ping Wei, Wenjuan Han, and Lifeng Fan. Inten-tqa: Context-aware video intent reasoning. In *Proceedings of the IEEE/CVF International Conference on Computer Vision (ICCV)*, pages 11963–11974, 2023. [5](#)
- [16] KunChang Li, Yanan He, Yi Wang, Yizhuo Li, Wenhai Wang, Ping Luo, Yali Wang, Limin Wang, and Yu Qiao. Videochat: Chat-centric video understanding. *arXiv preprint arXiv:2305.06355*, 2024. [2](#), [7](#)
- [17] Kunchang Li, Yali Wang, Yanan He, Yizhuo Li, Yi Wang, Yi Liu, Zun Wang, Jilan Xu, Guo Chen, Ping Luo, Limin Wang, and Yu Qiao. Mvbench: A comprehensive multi-modal video understanding benchmark. In *Proceedings of the IEEE/CVF Conference on Computer Vision and Pattern Recognition (CVPR)*, pages 22195–22206, 2024. [2](#), [5](#), [7](#)
- [18] Yuncheng Li, Yale Song, Liangliang Cao, Joel Tetreault, Larry Goldberg, Alejandro Jaimes, and Jiebo Luo. Tgif: A new dataset and benchmark on animated gif description. In *Proceedings of the IEEE Conference on Computer Vision and Pattern Recognition (CVPR)*, 2016. [5](#), [1](#)
- [19] Yanwei Li, Chengyao Wang, and Jiaya Jia. Llama-vid: An image is worth 2 tokens in large language models. In *Proceedings of the 18th European Conference on Computer Vision (ECCV)*, 2024. [1](#), [3](#), [7](#), [2](#)
- [20] Bin Lin, Bin Zhu, Yang Ye, Munan Ning, Peng Jin, and Li Yuan. Video-llava: Learning united visual representation by alignment before projection. *arXiv preprint arXiv:2311.10122*, 2023. [1](#), [2](#), [6](#), [7](#)

- [21] Haotian Liu, Chunyuan Li, Qingyang Wu, and Yong Jae Lee. Visual instruction tuning. In *Advances in Neural Information Processing Systems*, pages 34892–34916. Curran Associates, Inc., 2023. [1](#), [2](#)
- [22] Haotian Liu, Chunyuan Li, Yuheng Li, and Yong Jae Lee. Improved baselines with visual instruction tuning. In *Proceedings of the IEEE/CVF Conference on Computer Vision and Pattern Recognition (CVPR)*, pages 26296–26306, 2024. [1](#), [2](#), [8](#)
- [23] Haotian Liu, Chunyuan Li, Yuheng Li, Bo Li, Yuanhan Zhang, Sheng Shen, and Yong Jae Lee. Llava-next: Improved reasoning, ocr, and world knowledge, 2024. [2](#), [3](#), [5](#)
- [24] Ruyang Liu, Chen Li, Haoran Tang, Yixiao Ge, Ying Shan, and Ge Li. St-llm: Large language models are effective temporal learners. In *Computer Vision – ECCV 2024*, pages 1–18, Cham, 2025. Springer Nature Switzerland. [7](#)
- [25] Fan Ma, Xiaojie Jin, Heng Wang, Yuchen Xian, Jiashi Feng, and Yi Yang. Vista-llama: Reducing hallucination in video language models via equal distance to visual tokens. In *Proceedings of the IEEE/CVF Conference on Computer Vision and Pattern Recognition (CVPR)*, pages 13151–13160, 2024. [6](#), [2](#)
- [26] Muhammad Maaz, Hanoona Rasheed, Salman Khan, and Fahad Khan. Video-ChatGPT: Towards detailed video understanding via large vision and language models. In *Proceedings of the 62nd Annual Meeting of the Association for Computational Linguistics (Volume 1: Long Papers)*, pages 12585–12602, Bangkok, Thailand, 2024. Association for Computational Linguistics. [1](#), [2](#), [3](#), [5](#), [7](#)
- [27] Kartikeya Mangalam, Raiymbek Akshulakov, and Jitendra Malik. Egoschema: A diagnostic benchmark for very long-form video language understanding. In *Thirty-seventh Conference on Neural Information Processing Systems Datasets and Benchmarks Track*, 2023. [5](#)
- [28] Lingchen Meng, Jianwei Yang, Rui Tian, Xiyang Dai, Zuxuan Wu, Jianfeng Gao, and Yu-Gang Jiang. Deepstack: Deeply stacking visual tokens is surprisingly simple and effective for llms. *arXiv preprint arXiv:2406.04334*, 2024. [6](#), [2](#)
- [29] NousResearch. Nous-hermes-2-yi-34b model card, 2023. [5](#)
- [30] OpenAI. Gpt-4v(ision) system card, 2023. [2](#)
- [31] OpenAI. Gpt-4 technical report. *arXiv preprint arXiv:2303.08774*, 2023. [2](#)
- [32] Tingyu Qu, Tinne Tuytelaars, and Marie-Francine Moens. Introducing routing functions to vision-language parameter-efficient fine-tuning with low-rank bottlenecks. In *Computer Vision – ECCV 2024*, pages 291–308, Cham, 2025. Springer Nature Switzerland. [8](#)
- [33] Alec Radford, Jong Wook Kim, Chris Hallacy, Aditya Ramesh, Gabriel Goh, Sandhini Agarwal, Girish Sastry, Amanda Askell, Pamela Mishkin, Jack Clark, Gretchen Krueger, and Ilya Sutskever. Learning transferable visual models from natural language supervision. In *Proceedings of the 38th International Conference on Machine Learning*, pages 8748–8763. PMLR, 2021. [1](#), [2](#)
- [34] Rafael Rafailov, Archit Sharma, Eric Mitchell, Christopher D Manning, Stefano Ermon, and Chelsea Finn. Direct preference optimization: Your language model is secretly a reward model. In *Thirty-seventh Conference on Neural Information Processing Systems*, 2023. [2](#)
- [35] Enxin Song, Wenhao Chai, Guan hong Wang, Yucheng Zhang, Haoyang Zhou, Feiyang Wu, Haozhe Chi, Xun Guo, Tian Ye, Yanting Zhang, Yan Lu, Jenq-Neng Hwang, and Gaoang Wang. Moviechat: From dense token to sparse memory for long video understanding. In *Proceedings of the IEEE/CVF Conference on Computer Vision and Pattern Recognition (CVPR)*, pages 18221–18232, 2024. [7](#), [2](#)
- [36] Enxin Song, Wenhao Chai, Tian Ye, Jenq-Neng Hwang, Xi Li, and Gaoang Wang. Moviechat+: Question-aware sparse memory for long video question answering. *arXiv preprint arXiv:2404.17176*, 2024. [6](#), [2](#)
- [37] Hugo Touvron, Thibaut Lavril, Gautier Izacard, Xavier Martinet, Marie-Anne Lachaux, Timothée Lacroix, Baptiste Rozière, Naman Goyal, Eric Hambro, Faisal Azhar, Aurelien Rodriguez, Armand Joulin, Edouard Grave, and Guillaume Lample. Llama: Open and efficient foundation language models. *arXiv preprint arXiv:2302.13971*, 2023. [1](#), [2](#)
- [38] Xiaohan Wang, Yuhui Zhang, Orr Zohar, and Serena Yeung-Levy. Videoagent: Long-form video understanding with large language model as agent. In *Proceedings of the 18th European Conference on Computer Vision (ECCV)*, 2024. [6](#)
- [39] Ziyang Wang, Shoubin Yu, Elias Stengel-Eskin, Jaehong Yoon, Feng Cheng, Gedas Bertasius, and Mohit Bansal. Videotree: Adaptive tree-based video representation for llm reasoning on long videos. *arxiv*, 2024. [6](#)
- [40] Wenhao Wu. Freeva: Offline mllm as training-free video assistant. *arXiv preprint arXiv:2405.07798*, 2024. [1](#), [2](#), [3](#)
- [41] Fanyi Xiao, Yong Jae Lee, Kristen Grauman, Jitendra Malik, and Christoph Feichtenhofer. Audiovisual slowfast networks for video recognition. *arXiv preprint arXiv:2001.08740*, 2020. [2](#), [7](#)
- [42] Junbin Xiao, Xindi Shang, Angela Yao, and Tat-Seng Chua. Next-qa: Next phase of question-answering to explaining temporal actions. In *Proceedings of the IEEE/CVF Conference on Computer Vision and Pattern Recognition (CVPR)*, pages 9777–9786, 2021. [5](#)
- [43] Jun Xu, Tao Mei, Ting Yao, and Yong Rui. Msr-vtt: A large video description dataset for bridging video and language. In *Proceedings of the IEEE Conference on Computer Vision and Pattern Recognition (CVPR)*, 2016. [5](#), [1](#)
- [44] Lin Xu, Yilin Zhao, Daquan Zhou, Zhijie Lin, See Kiong Ng, and Jiashi Feng. Pllava: Parameter-free llava extension from images to videos for video dense captioning. *arXiv preprint arXiv:2404.16994*, 2024. [1](#), [3](#), [6](#), [7](#), [2](#)
- [45] Mingze Xu, Mingfei Gao, Zhe Gan, Hong-You Chen, Zhengfeng Lai, Haiming Gang, Kai Kang, and Afshin Dehghan. Slowfast-llava: A strong training-free baseline for video large language models. *arXiv preprint arXiv:2407.15841*, 2024. [1](#), [2](#), [3](#), [5](#), [6](#), [7](#)
- [46] Qinghao Ye, Haiyang Xu, Guohai Xu, Jiabo Ye, Ming Yan, Yiyang Zhou, Junyang Wang, Anwen Hu, Pengcheng Shi, Yaya Shi, Chenliang Li, Yuanhong Xu, Hehong Chen, Junfeng Tian, Qi Qian, Ji Zhang, Fei Huang, and Jingren Zhou.

- mplug-owl: Modularization empowers large language models with multimodality. *arXiv preprint arXiv:2304.14178*, 2023. 2
- [47] Zhou Yu, Dejing Xu, Jun Yu, Ting Yu, Zhou Zhao, Yueting Zhuang, and Dacheng Tao. Activitynet-qa: A dataset for understanding complex web videos via question answering. In *AAAI*, pages 9127–9134, 2019. 5, 1
- [48] Ce Zhang, Taixi Lu, Md Mohaiminul Islam, Ziyang Wang, Shoubin Yu, Mohit Bansal, and Gedas Bertasius. A simple llm framework for long-range video question-answering. *arXiv preprint arXiv:2312.17235*, 2024. 6
- [49] Hang Zhang, Xin Li, and Lidong Bing. Video-LLaMA: An instruction-tuned audio-visual language model for video understanding. In *Proceedings of the 2023 Conference on Empirical Methods in Natural Language Processing: System Demonstrations*, pages 543–553, Singapore, 2023. Association for Computational Linguistics. 2, 7
- [50] Peiyuan Zhang, Kaichen Zhang, Bo Li, Guangtao Zeng, Jingkang Yang, Yuanhan Zhang, Ziyue Wang, Haoran Tan, Chunyuan Li, and Ziwei Liu. Long context transfer from language to vision. *arXiv preprint arXiv:2406.16852*, 2024. 3
- [51] Renrui Zhang, Jiaming Han, Chris Liu, Aojun Zhou, Pan Lu, Yu Qiao, Hongsheng Li, and Peng Gao. LLaMA-adapter: Efficient fine-tuning of large language models with zero-initialized attention. In *The Twelfth International Conference on Learning Representations*, 2024. 1
- [52] Yuanhan Zhang, Bo Li, haotian Liu, Yong jae Lee, Liangke Gui, Di Fu, Jiashi Feng, Ziwei Liu, and Chunyuan Li. Llava-next: A strong zero-shot video understanding model, 2024. 2, 7
- [53] Junjie Zhou, Yan Shu, Bo Zhao, Boya Wu, Shitao Xiao, Xi Yang, Yongping Xiong, Bo Zhang, Tiejun Huang, and Zheng Liu. Mlvu: A comprehensive benchmark for multi-task long video understanding. *arXiv preprint arXiv:2406.04264*, 2024. 2, 5
- [54] Deyao Zhu, Jun Chen, Xiaoqian Shen, Xiang Li, and Mohamed Elhoseiny. Minigt-4: Enhancing vision-language understanding with advanced large language models. *arXiv preprint arXiv:2304.10592*, 2023. 2

TS-LLaVA: Constructing Visual Tokens through Thumbnail-and-Sampling for Training-Free Video Large Language Models

Supplementary Material

6. Additional Implementation Details

To construct the thumbnail image, we arrange the selected frames in a 2-column by 3-row grid. Each frame is resized accordingly to fit within the resulting 336×336 thumbnail image.

MVBench Details We report the detailed classification of each sub-task included in MVBench:

- *Action*: Action Sequence (AS), Action Antonym (AA), Action Prediction (AP), Unexpected Action (UA) and Fine-grained Action (FA)
- *Object*: Object Shuffle (OS), Object Existence (OE) and Object Interaction (OI)
- *Position*: Moving Direction (MD) and Action Localization (AL)
- *Count*: Action Count (AC) and Moving Count (MC)
- *Scene*: Scene Transition (ST)
- *Pose*: Fine-grained Pose (FP)
- *Attribute*: State Change (SC) and Moving Attribute (MA)
- *Character*: Character Order (CO)
- *Cognition*: Episodic Reasoning (ER), Egocentric Navigation (EN) and Counterfactual Inference (CI)

7. Additional Results

We report additional experimental results in this section. We start with additional experiments conducted for the study on compression strategies. Then we report the results on Open-Ended VideoQA and video-based Text Generation. Finally, we conclude this section with more results on design choices of TS-LLaVA.

7.1. Compression Strategies

Max. pooling or Average Pooling Here we present comparison between performance of LLaVA-v1.6-7B equipped with max. pooling and average pooling on Video-MME in Tab. 6. For the most cases, average pooling shows superior performance than max. pooling.

7.2. Open-Ended VideoQA and Text Generation

In this section, we first report the results on Open-Ended VideoQA and Text Generation tasks. Then we point out the problem of existing evaluation protocol.

Open-Ended VideoQA benchmarks We evaluate our method on MSVD-QA [4], MSRVT-QA [43], TGIF-QA [18] and ActivityNet-QA [47].

Text Generation benchmark VCGBench [26] in terms of Correctness of Information (CI), Detail Orientation (DO),

Pooling Scheme	#. of Frames (N)	#. of Vis. Tokens	Comp. Rate	Video-MME (Accuracy)			
				Short	Medium	Long	Overall
Max.	4	768	3	44.6	37.9	34.0	38.8
Average	4	768	3	46.4	40.8	36.4	41.2
Max.	4	1152	2	46.4	39.7	36.2	40.8
Average	4	1152	2	47.9	41.2	36.3	41.8
Max.	8	1536	3	47.3	39.8	35.6	40.9
Average	8	1536	3	48.6	42.9	35.8	42.4
Max.	8	2304	2	49.1	41.7	35.6	42.1
Average	8	2304	2	48.7	41.9	36.4	42.3

Table 6. Comparison between different pooling schemes on Video-MME dataset using LLaVA-v1.6-7B. "Comp. Rate": Compression Rate. Here we use a 2×2 kernel with stride=2 and a 3×3 kernel with stride=3 for compression rate=2 and 3, respectively.

Contextual Understanding (CU), Temporal Understanding (TU), and Consistency (CO).

Evaluation protocol Following the common practice, we use GPT-assisted evaluation for Open-Ended VideoQA and Text Generation benchmarks. The evaluation assesses the accuracy of the response (in terms of true or false) and the quality of the generated text (score ranging from 0 to 5). As pointed in [40, 45], different GPT versions have significant impacts on the evaluation results. To keep a fair comparison, we adopt GPT-3.5-Turbo-0125 as in [40, 45].

Performance We report the results on the two tasks in Tab. 7. Our method outperforms the previous SOTA SF-LLaVA on majority of the tasks evaluated. We consider the evaluation protocol for Open-Ended VideoQA and video-based Text Generation not as reliable as Multiple Choice VideoQA. Hence, we do not discuss too much on the results. Next, we provide case studies on the evaluation protocol.

Unreliable evaluation with GPT Both Open-Ended VideoQA and Text Generation tasks require GPT-assisted evaluation. We take Open-Ended VideoQA's evaluation pipeline to showcase the problem. We follow the standard evaluation protocol as adopted in [45]. The standard prompt for Open-Ended VideoQA evaluation has two parts as:

- "role": "system",
"content": "You are an intelligent chatbot designed for evaluating the correctness of generative outputs for question-answer pairs. " "Your task is to compare the predicted answer with the correct answer and determine if they match meaningfully. Here's how you can accomplish the task:" "——" "##INSTRUCTIONS:" " "- Focus on the meaningful match between the predicted answer and the correct answer.\n" "- Consider synonyms or paraphrases as valid matches.\n" "- Evaluate the correctness of the prediction compared to the answer."

Method	LLM Size	Vision Encoder	Open-Ended VideoQA (Accuracy/Score)				Text Generation (Score)					Avg.
			MSVD-QA	MSRVTT-QA	TGIF-QA	ANet-QA	CI	DO	CU	TU	CO	
Video-LLaMA [49]	7B	CLIP-G	51.6/2.5	29.6/1.8	-	12.4/1.1	1.96	2.18	2.16	1.82	1.79	1.98
Video-LLaMA2 [5]	7B	CLIP-L	70.9/3.8	-	-	50.2/3.3	3.16	3.08	3.69	2.56	3.14	3.13
Video-ChatGPT [26]	7B	CLIP-L	64.9/3.3	49.3/2.8	51.4/3.0	35.2/2.7	2.50	2.57	2.69	2.16	2.20	2.42
VideoGPT+ [26]	3.8B	CLIP-L	72.4/3.9	60.6/3.6	74.6/4.1	50.6/3.6	3.27	3.18	3.74	2.83	3.39	3.28
Video-LLaVA [20]	7B	ViT-L	70.7/3.9	59.2/3.5	70.0/4.0	45.3/3.3	-	-	-	-	-	-
MovieChat [35]	7B	CLIP-G	75.2/3.8	52.7/2.6	-	45.7/3.4	2.76	2.93	3.01	2.24	2.42	2.67
MovieChat+ [36]	7B	CLIP-G	76.5/3.9	53.9/2.7	-	48.1/3.4	-	-	-	-	-	-
VideoChat [16]	7B	CLIP-G	56.3/2.8	45.0/2.5	34.4/2.3	26.5/2.2	2.23	2.50	2.53	1.94	2.24	2.29
VideoChat2 [17]	7B	UMT-L	70.0/3.9	54.1/3.3	-	49.1/3.3	3.02	2.88	3.51	2.66	2.81	2.98
Vista-LLaMA [25]	7B	CLIP-G	65.3/3.6	60.5/3.3	-	48.3/3.3	2.44	2.64	3.18	2.26	2.31	2.57
LLaMA-VID [19]	13B	CLIP-G	69.7/3.7	57.7/3.2	-	47.4/3.3	2.96	3.00	3.53	2.46	2.51	2.89
PLLaVA [44]	7B	CLIP-L	76.6/4.1	62.0/3.5	77.5/4.1	56.3/3.5	-	-	-	-	-	-
LLaVA-NeXT-Video [52]	7B	CLIP-L	-	-	-	53.5/3.2	3.39	3.29	3.92	2.60	3.12	3.26
LLaVA-NeXT-Video-DPO [52]	7B	CLIP-L	-	-	-	<u>60.2/3.5</u>	<u>3.64</u>	<u>3.45</u>	<u>4.17</u>	<u>2.95</u>	<u>4.08</u>	<u>3.66</u>
FreeVA [40]	7B	CLIP-L	73.8/4.1	60.0/3.5	-	51.2/3.5	-	-	-	-	-	-
DeepStack-L [28]	7B	CLIP-L	76.0/4.0	-	-	49.3/3.1	-	-	-	-	-	-
LLaVA-NeXT-Image [52]	7B	CLIP-L	-	-	-	53.8/3.2	3.05	3.12	3.68	2.37	3.16	3.07
IG-VLM [13]	7B	CLIP-L	78.8/4.1	63.7/3.5	73.0/4.0	54.3/3.4	3.11	2.78	3.51	2.44	3.29	3.03
SF-LLaVA [45]	7B	CLIP-L	79.1/4.1	65.8/3.6	78.7/4.2	55.5/3.4	3.09	2.70	3.57	2.52	3.35	3.04
TS-LLaVA	7B	CLIP-L	79.0/4.1	65.1/3.6	77.7/4.1	56.7/3.4	3.18	2.82	3.58	2.53	3.34	3.09

(a) All models use 7B or comparable LLMs.

Method	LLM Size	Vision Encoder	Open-Ended VideoQA (Accuracy/Score)				Text Generation (Score)					Avg.
			MSVD-QA	MSRVTT-QA	TGIF-QA	ANet-QA	CI	DO	CU	TU	CO	
Video-LLaMA2 [5]	46.7B	CLIP-L	70.5/3.8	-	50.3/3.4	-	3.08	3.11	3.64	2.67	3.26	3.15
PLLaVA [44]	34B	CLIP-L	79.9/4.2	68.7/3.8	80.6/4.3	60.9/3.7	-	-	-	-	-	-
LLaVA-NeXT-Video [52]	34B	CLIP-L	-	-	-	58.8/3.4	3.48	3.37	3.95	2.64	3.28	3.34
LLaVA-NeXT-Video-DPO [52]	34B	CLIP-L	-	-	-	64.4/3.6	<u>3.81</u>	<u>3.55</u>	<u>4.24</u>	<u>3.14</u>	<u>4.12</u>	<u>3.77</u>
LLaVA-NeXT-Image [52]	34B	CLIP-L	-	-	-	55.6/3.3	3.29	3.23	3.83	2.51	3.47	3.27
IG-VLM [13]	34B	CLIP-L	79.6/4.1	62.4/3.5	79.1/4.2	58.4/3.5	3.21	2.87	3.54	2.51	3.34	3.09
SF-LLaVA [45]	34B	CLIP-L	79.9/4.1	67.4/3.7	80.6/4.3	59.2/3.5	3.48	2.96	3.84	2.77	3.57	3.32
TS-LLaVA	34B	CLIP-L	79.4/4.1	66.2/3.6	81.0/4.2	58.9/3.5	3.55	3.03	3.86	2.77	3.69	3.38

(b) All models use 34B or stronger LLMs.

Table 7. Open-Ended VideoQA and Text Generation results. We **highlight** the top-performing training-free methods and underline the best-performing video LLMs overall. Methods below the dashed line (-) are training-free, while those above it have been trained on extensive video data. ■: performance better than SF-LLaVA; ■: performance comparable to SF-LLaVA

- "role": "user",
"content": "Please evaluate the following video-based question-answer pair:\n\n" "Question: *Question*\n" "Correct Answer: *Answer*\n" "Predicted Answer: *Prediction*\n\n" "Provide your evaluation only as a yes/no and score where the score is an integer value between 0 and 5, with 5 indicating the highest meaningful match. " "Please generate the response in the form of a Python dictionary string with keys 'pred' and 'score', where value of 'pred' is a string of 'yes' or 'no' and value of 'score' is in INTEGER, not STRING." "DO NOT PROVIDE ANY OTHER OUTPUT TEXT OR EXPLANATION. Only provide the Python dictionary string. " "For example, your response should look like this: 'pred': 'yes', 'score': 4.8."

where *Question*, *Answer* and *Prediction* are the place holder for question, ground truth answer and model prediction, respectively.

We present two randomly selected cases from the Open-Ended VideoQA evaluation pipeline. For each case, we run

the evaluation code for 50 times. The recorded evaluation result is also presented as *Recorded Prediction*: {"pred": , "score": }

Case 1 (from TGIF-QA):

Question: what is the very fit male?

Answer: underwear

Prediction: there is a sequence of frames showing a very fit male. The sequence includes the man standing in various poses, showcasing his muscular physique. The man is shirtless, wearing boxer shorts, and has tattoos on his torso. The sequence captures the man's fitness and athleticism.

Recorded Prediction: {"pred": yes, "score": 5}

Case 2 (from MSVD-QA):

Question: what is getting kicked into the goal?

Answer: ball

Prediction: there is a sequence of key frames showing a soccer match. The goal is being kicked into it by a player wearing a blue jersey. The sequence captures the progression of the kick, with the ball moving closer to the goal with each frame. The goalkeeper is positioned to react to

the shot, and the other players are in various defensive positions. The sequence highlights the action of the player kicking the ball towards the goal, which is a significant event in the context of the soccer match.

Recorded Prediction: {"pred": "yes", "score": 3}

Results discussion

The results of two case studies are presented in Tab. 8. For Case 1, the recorded response is "yes/5", which can be interpreted as clearly correct. While as shown in the table, less than half of the runs (24/50) return the same response. There are even 20% of the runs (10/50) result in "no/2". For Case 2, the recorded response is "yes/3", which shows that the model is not very sure about the assessment. When we run the evaluation for 50 times, the majority of the runs return "no/2".

Case	Prediction Count		Average Score	Score Appearance				
	Yes	No		1	2	3	4	5
1	38	12	4.02	0	10	3	13	24
2	8	42	2.18	2	40	5	3	0

Table 8. Prediction statistics of the case study for Open-Ended VideoQA evaluation. "Prediction Count" records the number of "yes" (correct prediction) and "no" (incorrect prediction) among the 50 runs. We also present the average evaluation score, and how many times each score appear. The colored text marks the recorded evaluation.

The case study shows that the randomness in GPT assisted evaluation is not as reliable as we hope for. We urge for alternative evaluation methods for Open-Ended VideoQA.

7.3. Design Choices

In this section, we report the additional results supporting the design choices of our TS-LLaVA, as discussed in Sec. 4.3. We first report results from changing positioning of visual tokens, then we report full results of the experiments conducted in Sec. 4.3.

Thumbnail first or sampling first? We study the effect of whether to prepend or append thumbnail image tokens to sampled visual tokens. We present the result in Fig. 5. We do not observe a clear difference between this two ways of positioning visual tokens. It also indicates that the backbone image LLM is capable of handling varying visual token patterns, which offers potentials to future research.

More results on design choices of TS-LLaVA We report the additional results on design choices of TS-LLaVA.

The performance of our TS-LLaVA on all three Multiple Choice VideoQA datasets with different number of input frames can be found in Tab. 9. It can be seen that for EgoSchema, the impact of varying frame numbers is bigger than the other two datasets.

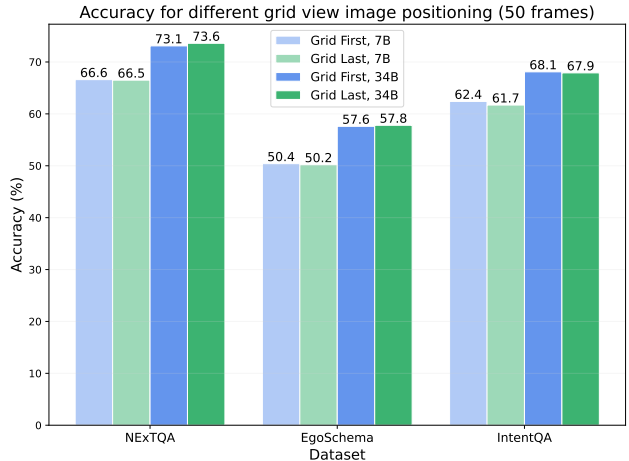


Figure 5. Results from different ways of positioning visual tokens. Grid First: the thumbnail image tokens are prepended to sampled visual tokens.

Model Size	#. of Frames	NEXT-QA	EgoSchema	IntentQA
7B	20	66.6	49.4	62.8
7B	30	66.2	50.2	62.6
7B	40	66.1	49.4	62.3
7B	50	66.6	50.2	61.7
34B	20	73.5	56.0	68.1
34B	30	73.2	56.2	68.0
34B	40	73.4	56.6	67.7
34B	50	73.6	57.8	67.9

Table 9. Performance of TS-LLaVA with different number of frames in total. The total number of visual tokens is the same (3456).

We present the results of our TS-LLaVA on all three Multiple Choice VideoQA datasets with varying number of thumbnail images in Tab. 9. Since the total number of visual tokens is the same, increasing the number of thumbnail images leads to increased compression rate on sampled visual tokens. For EgoSchema, which focuses on the long term temporal dependency in the video, less sampled tokens leads to degraded performance. While for NEXT-QA and IntentQA, the details brought by the increased thumbnail images can well mitigate the loss of information from the reduced sampled tokens. Hence, the performance on NEXT-QA and IntentQA remains at a relatively high level.

We also report the results on different number of frames used for composing the thumbnail image in Tab. 11. Using 6 images per thumbnail image leads to overall the best performance. This finding also aligns with [13].

Finally, the results of using different numbers of visual tokens are presented in Tab. 12. Since the number of visual tokens resulting from the thumbnail image is constant, varying the total number of visual tokens affects the sampling pathway only. The results show that this change af-

Model Size	#. of Thumbnail Img.	NExT-QA	EgoSchema	IntentQA
7B	1	66.5	50.2	61.7
7B	2	66.0	49.6	61.9
7B	3	64.9	47.2	62.0
34B	1	73.6	57.8	67.9
34B	2	73.1	56.6	68.7
34B	3	73.7	55.8	68.6

Table 10. Performance of TS-LLaVA with different number of thumbnail images. The total number of visual tokens is the same (3456).

Model Size	#. of images	NExT-QA	EgoSchema	IntentQA
7B	4	66.5	49.8	62.0
7B	6	66.5	50.2	61.7
7B	8	66.4	48.6	61.8
34B	4	73.5	56.6	68.0
34B	6	73.6	57.8	67.9
34B	8	73.2	55.8	68.6

Table 11. Performance of TS-LLaVA on downstream tasks in terms of accuracy varying the number of frames in the thumbnail image. We use the standard setting where only 1 thumbnail image is constructed.

fects EgoSchema more, as it relies on long-term temporal understanding.

Model Size	#. of visual tokens	NExT-QA	EgoSchema	IntentQA
7B	2304	66.3	48.8	61.4
7B	2880	66.4	49.0	61.7
7B	3456	66.5	50.2	61.7
34B	2304	73.7	56.4	68.2
34B	2880	73.2	58.0	68.7
34B	3456	73.6	57.8	67.9

Table 12. Performance of TS-LLaVA with different number of visual tokens. We use the standard setting with 50 input frames in total and 1 thumbnail image constructed.