

# Multi-perspective Contrastive Logit Distillation

Qi Wang, Jinjia Zhou  
Hosei University

qi.wang.7c@stu.hosei.ac.jp; zhou@hosei.ac.jp

## Abstract

We propose a novel and efficient logit distillation method, *Multi-perspective Contrastive Logit Distillation (MCLD)*, which leverages contrastive learning to distill logits from multiple perspectives in knowledge distillation. Recent research on logit distillation has primarily focused on maximizing the information learned from the teacher model’s logits to enhance the performance of the student model. To this end, we propose MCLD, which consists of three key components: *Instance-wise CLD*, *Sample-wise CLD*, and *Category-wise CLD*. These components are designed to facilitate the transfer of more information from the teacher’s logits to the student model. Comprehensive evaluations on image classification tasks using CIFAR-100 and ImageNet, alongside representation transferability assessments on STL-10 and Tiny-ImageNet, highlight the significant advantages of our method. The knowledge distillation with our MCLD, surpasses existing state-of-the-art methods.

## 1. Introduction

In the last decade, remarkable advancements in computer vision have facilitated significant progress across diverse tasks, including image classification [13, 25, 41], semantic segmentation [29, 32, 39], and object detection [14, 37, 38].

However, due to the growing demands of real-world tasks, the parameter count and computational complexity of Convolutional Neural Networks (CNNs) have also escalated, resulting in substantial memory overhead and increased computational costs. Such challenges pose considerable difficulties in deploying CNNs on resource-limited devices. To mitigate these issues, various optimization techniques have been developed to accelerate model training and compress neural networks, encompassing the design of lightweight architectures [9, 19, 50], model quantization [20, 48], model pruning [12, 26], and knowledge distillation [1, 2, 18, 23, 49].

In 2015, Geoffrey Hinton et al.[18] introduced the concept of Knowledge Distillation (KD), which has since gained widespread adoption due to its practicality, effi-

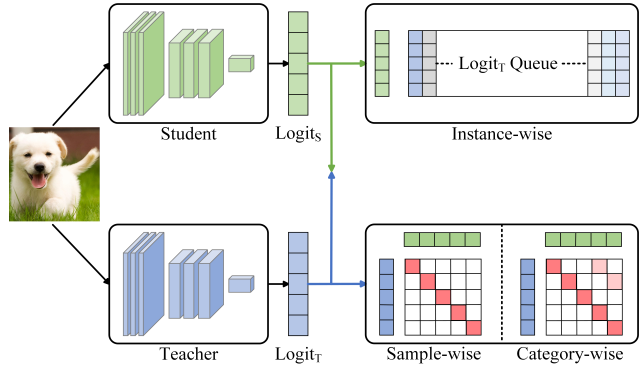


Figure 1. The MCLD consists of three modules: Instance-wise CLD, Sample-wise CLD, and Category-wise CLD. Our MCLD calculates logits without the direct computation of distributional differences, enabling a more efficient utilization of the potential in the logits.

ciency, and versatility. KD can be applied across a wide range of network architectures and integrated with other compression techniques, such as pruning and quantization, to further reduce the model size.

Following this pioneering work, research on KD has proliferated, typically classified into two main categories: (1) Logits-based methods [7, 30, 47] are relatively straightforward to implement and train, but their effectiveness may diminish when the teacher and student models have significantly different architectures; (2) Feature-based methods [1, 2, 5, 16, 17, 44, 45, 49] often require additional modules to align intermediate feature dimensions, resulting in higher storage and computational overhead. To address these challenges, recent research [28, 52] has placed greater emphasis on optimizing logit distillation as a means to improve training efficiency without the additional complexity of feature alignment. These efforts have achieved promising performance and underscore the substantial potential of logit-based methods.

Intuitively, logit distillation should be comparable to or even outperform feature distillation, as logits contain richer high-level semantic information than intermediate features. This insight prompts us to rethink both the potential of

teacher logits and the approach to computing logits for both teacher and student models.

We propose that the teacher’s logits contain discriminative, semantically rich information. However, conventional distillation methods use Kullback-Leibler (KL) divergence to compute logits, which limits the extent to which this information is fully leveraged, resulting in an underutilization of their discriminative potential. Thus, we propose that a more effective strategy is to leverage the discriminative properties of logits indirectly.

### Main Contributions

To address these issues, we propose a novel and efficient logit distillation method named Multi-perspective Contrastive Logit Distillation (MCLD, Fig. 1), enhancing the effectiveness of logit distillation.

- Unlike most logit distillation methods that directly compute differences between logits, our MCLD leverages contrastive learning to compute the differences between the teacher’s and student’s logits from three perspectives: Instance-wise CLD, Sample-wise CLD, and Category-wise CLD.
- The classification task loss is not required for our MCLD, as it performs well even without it. In contrast, most logit distillation methods rely on classification task loss to function effectively.
- We conducted extensive experiments with various teacher-student model pairs on CIFAR-100 [24] and ImageNet [40], as well as representation transfer experiments on STL-10 [10] and Tiny-ImageNet [31]. Our method achieved state-of-the-art performance across multiple tasks, demonstrating its superior advantages.

### 2. Related Work

The concept of Knowledge Distillation (KD), first introduced by Hinton et al. [18], describes a learning paradigm in which a larger teacher network guides the training of a smaller student network across various tasks [4, 18, 27]. Research on KD has since evolved in two primary directions: logits-based methods [7, 30, 47] and feature-based methods [2, 5, 22, 44].

Earlier work [30, 51] in logit distillation primarily focused on developing effective regularization and optimization strategies rather than introducing entirely new methodologies. Additionally, several studies have focused on providing interpretations of the classical methods [6].

Previous state-of-the-art methods primarily relied on intermediate features to directly transfer representations from teachers to students [1, 49] or to convey sample correlations learned by teachers [23, 34, 36]. While most feature-based methods achieved superior performance, they also incurred significant computational and storage costs.

Recently, to balance distillation effectiveness and computational efficiency, a growing number of studies [28, 52, 53] have reviewed logit distillation, achieving impressive results that, in many cases, surpass those of state-of-the-art feature-based methods. This progress demonstrates the promising potential of logits-based methods.

### 3. Rethinking

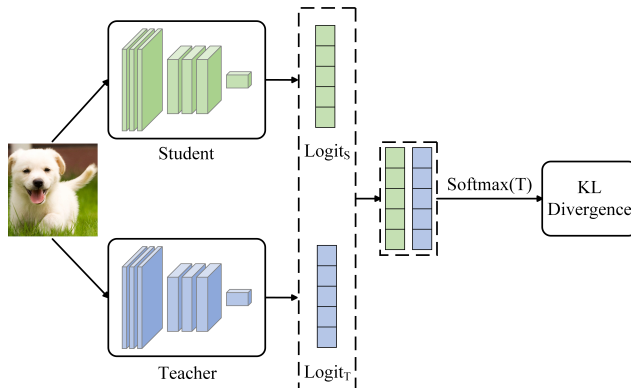


Figure 2. Classic logit distillation uses Kullback-Leibler (KL) divergence to measure the difference between logits. This direct calculation of differences is inefficient and does not fully exploit the discriminative potential of logits.

Most logits-based methods use KL divergence to directly compute the difference between the teacher’s logits and the student’s logits, as shown in Fig. 2. Let  $P$  represent the teacher’s logits and  $Q$  the student’s logits. The formula is defined as follows:

$$D_{KL}(P \parallel Q) = \sum_i P(i) \log\left(\frac{Q(i)/T}{P(i)/T}\right) \quad (1)$$

this approach essentially treats the teacher’s logits as pseudo-labels. While it incorporates “dark knowledge” through the temperature hyperparameter  $T$ , it still directly measures the difference between the student and these pseudo-labels. This only allows the student to learn the relative relationships between categories (intra-class variance), without more information from other perspectives.

Logits convey rich semantic information that directly influences the model’s classification result. This discriminative power of logits makes them effective in distinguishing both between samples and between classes. Therefore, we believe that the discriminative power of the teacher’s logits can help the student not only differentiate intra-class variance but also better distinguish inter-class variance. Therefore, directly calculating the difference is not an optimal approach.

By harnessing this discriminative potential, this paper seeks to enhance logit distillation performance through a multi-perspective comparison of logits.

## 4. Our Method

We define the student model as  $f^S$  and the teacher model as  $f^T$ . Let  $x_i$  denote  $i$ -th training sample, and  $x_j$  represent  $j$ -th training samples excluding  $x_i$ ; the logits of the student model and the teacher model are indicated as  $f^S(x)$  and  $f^T(x)$ , respectively. And, we set  $f^S(x_i)$  as the query logits  $q$ ,  $f^T(x_i)$  as the positive logits  $k^+$  and set  $f^T(x_j)$  as the negative logits  $k$ . Thus, the  $f^S(x_i)$  and  $f^T(x_i)$  form a positive logits pair, and the  $f^S(x_i)$  and  $f^T(x_j)$  form a negative logits pair. The  $\{f^S(x_i), f^T(x_i), f^T(x_j)\} \in \mathbb{R}^{1 \times c}$  in following methods, where  $c$  represents number of categories in the dataset.

### 4.1. Instance-wise CLD

To effectively capture both the similarities and differences between samples, we treat each sample in the dataset as a distinct instance. Our objective is to bring  $f^S(x_i)$  and  $f^T(x_i)$  closer together while simultaneously pushing  $f^S(x_i)$  and  $f^T(x_j)$  further apart. We use InfoNCE [33] as loss function, and the formula is as follows:

$$z_i = f^S(x_i) \cdot f^T(x_i) \quad z_j = f^S(x_i) \cdot f^T(x_j) \quad (2)$$

$$\mathcal{L}_{InfoNce} = -\log \frac{\exp(z_i/\tau)}{\sum_{j=0}^K \exp(z_j/\tau)} \quad (3)$$

where  $z_i$  and  $z_j \in \mathbb{R}^{1 \times 1}$ . “Maintaining the dictionary as a queue of data samples” [15]. Similarly, we use a queue to store  $f^T(x_j)$  for all samples in the training dataset, excluding  $x_i$ . The queue is defined as  $\in \mathbb{R}^{c \times K}$ , where  $K$  is the queue length, which can be independently set as a hyperparameter. This setup allows each training epoch to produce  $K$  negative logits pairs via dot products, along with one positive logits pair. The queue structure enables continuous updates to the stored  $f^T(x_j)$  values with each mini-batch, thereby enhancing training efficiency.

We treat Eq. (3) as a  $(K+1)$ -way classification task. Define a one-hot label  $y_{inst}$ , where the label of positive logits pair is set to 1 at the 0-th position, and the label of  $K$  negative logits pairs are set to 0 from the 1-st to  $K$ -th position. Thus, Eq. (3) can be transformed into a Cross-Entropy Loss (CE), as follows:

$$\mathcal{L}_I = -\sum_i y_{inst}(i) \log\left(\frac{\exp(z_i/\tau)}{\sum_j \exp(z_j/\tau)}\right) \quad (4)$$

Instance-wise CLD allows for a simple and efficient comparison between the logits of the student and teacher models across all training samples. In contrast to most logits-based methods, which typically rely on mini-batch comparisons (e.g., batch sizes of 64, 128, 256), our method performs a 1-to- $N$  comparison, where  $N$  represents the total number of training samples. Augmenting the logits-based method with a significant amount of additional information.

### 4.2. Sample-wise CLD

With Instance-wise CLD, the teacher’s logits help the student discern differences between various samples in the dataset. To further leverage the potential of logits, we propose Sample-wise CLD, which uses the teacher’s logits to help the student in distinguishing similarities and differences within the same sample.

We bring  $f^S(x_i)$  and  $f^T(x_i)$  closer together while pushing  $f^S(x_i)$  and  $f^T(x_j)$  farther apart, to learn the similarity between the teacher and student logits for the same sample and their variance across different samples. The similarity between  $f^S(x_i)$  and  $f^T(x_i)$  is computed as follows:

$$Mat_{sim} = f^S(x) \cdot f^T(x) \quad (5)$$

where  $Mat_{sim} \in \mathbb{R}^{b \times b}$  is the similarity matrix,  $b$  is the batch size, and  $x$  denotes all the samples in a mini-batch. The diagonal elements of  $Mat_{sim}$  represent the similarity between  $f^S(x_i)$  and  $f^T(x_i)$  for the same sample, while the off-diagonal elements represent the similarity between  $f^S(x_i)$  and  $f^T(x_j)$  ( $x_j \in \{x_0, \dots, x_b\}$ , excluding  $x_i$ ) within the same mini-batch.

Thus, we treat the same sample comparison task as a  $b$ -way classification task. We define a label  $y_{sim}$  consisting of natural numbers ranging from 0 to  $b-1$ . The loss function is computed as follows:

$$\mathcal{L}_S = \mathcal{L}_{ce}(Mat_{sim}/\tau, y_{sim}) \quad (6)$$

### 4.3. Category-wise CLD

We recognize that simply bringing logits of the same sample closer together is insufficient. It overlooks the fact that different samples in the training dataset may belong to the same category, and their logits should be similar within the same metric space, also corroborated in [21].

To address this, we propose Category-wise CLD as a complement to Eq. (6). To efficiently determine whether samples belong to the same category, we use the ground truth labels obtained from the dataset. Samples from the same category within a mini-batch are treated as positive samples, while samples from different categories are treated as negative samples. Thus, we define our Category-wise CLD as follows:

$$z_p = f^S(x_i) \cdot f^T(x_p) \quad z_n = f^S(x_i) \cdot f^T(x_n) \quad (7)$$

$$\mathcal{L}_C = -\frac{1}{P} \sum_{p \in P} \log \frac{\exp(z_p/\tau)}{\sum_{n \in N} \exp(z_n/\tau)} \quad (8)$$

where  $x_p$  is the same category with  $x_i$  not the same sample,  $x_n$  is different categories of samples. The  $P$ ,  $N$  denote the number of positive and negative samples, respectively.

Table 1. The Top-1 Accuracy (%) of knowledge distillation methods on the CIFAR-100 [24] validation set. The teacher and student are heterogeneous structure. The KD methods are grouped by distillation manner: feature-based and logit-based. The best and second-best results in all methods are highlighted in **bold** and underlined, respectively. The  $\Delta$  denotes the performance improvement relative to the state-of-the-art logits-based method. Methods with \* are reproduced results in the same equipment and experimental environment. LSKD+MLKD [42] showed a significant performance degradation in 240 epochs, and the  $\blacktriangledown$  completely failed to converge in 240 epochs.

Distillation Manner	Teacher	ResNet32x4	ResNet32x4	ResNet32x4	WRN-40-2	WRN-40-2	VGG13	ResNet50
	Student	SHN-V2	WRN-16-2	WRN-40-2	ResNet8x4	MN-V2	MN-V2	MN-V2
Features	FitNet [1]	73.54	74.70	77.69	74.61	68.64	64.16	63.16
	AT [23]	72.73	73.91	77.43	74.11	60.78	59.40	58.58
	RKD [34]	73.21	74.86	77.82	75.26	69.27	64.52	64.43
	CRD [44]	75.65	75.65	78.15	75.24	70.28	69.73	69.11
	OFD [16]	76.82	76.17	79.25	74.36	69.92	69.48	69.04
	ReviewKD [5]	77.78	76.11	78.96	74.34	<b>71.28</b>	<u>70.37</u>	69.89
	SimKD [3]	78.39	<b>77.17</b>	<u>79.29</u>	75.29	70.10	69.44	69.97
	CAT-KD [11]	<u>78.41</u>	76.97	78.59	75.38	70.24	69.13	<u>71.36</u>
Logits	KD [18]	74.45	74.90	77.70	73.07	68.36	67.37	67.35
	CTKD [28]	75.37	74.57	77.66	74.61	68.34	68.50	68.67
	DKD [52]	77.07	75.70	78.46	75.56	69.28	69.71	70.35
	DOT+DKD* [53]	<u>77.41</u>	75.74	78.33	75.61	68.99	61.43	70.26
	LSKD+MLKD* [42]	72.13	74.06	78.38	61.52	68.11	60.58	19.63 $\blacktriangledown$
	LSKD+DKD* [42]	77.09	75.75	78.60	<u>75.93</u>	69.28	69.98	70.41
	<b>Ours</b>	<b>78.65</b>	<u>76.75</u>	<b>79.58</b>	<b>76.82</b>	<u>71.16</u>	<b>71.22</b>	<b>72.41</b>
	$\Delta$	+1.24	+1.00	+0.98	+0.89	+1.88	+1.24	+2.00

#### Algorithm 1 Pseudocode MCLD in a PyTorch-like style

```

# x: training samples in mini-batch
# q, k: logits of teacher and student (b, c)
# queue: store the dot product of negative logits (c, K)
# b is batch size, y is ground truth label
#  $\tau$  is temperature
# ce is Cross-Entropy Loss
 $q = f^S(x)$ ,  $k = f^T(x)$ ,  $que = queue$ ,  $b = q.shape[0]$ 
#  $l_{pos}$  (b, 1)
 $l_{pos} = einsum("bc, bc \rightarrow b", [q, k]).unsqueeze(-1)$ 
#  $l_{neg}$  (b, k),  $k = K$ 
 $l_{neg} = einsum("bc, ck \rightarrow bk", [q, que.detach()])$ 
#  $logits_{inst}$  (b, 1+K), positive logits at the 0-th
 $logits_{inst} = cat([l_{pos}, l_{neg}], dim = 1)$ 
# Define positive and negative one-hot label
 $y_{inst} = zeros(b)$ 
# Instance-wise CLD
 $\mathcal{L}_I = ce(logits_{inst}/\tau, y_{inst})$ 
# Label of natural numbers
 $y_{sim} = arange(b)$ 
# Sample-wise CLD
 $\mathcal{L}_S = ce((q \cdot k^T)/\tau, y_{sim})$ 
# Category-wise CLD, P is number of positive samples
 $\mathcal{L}_C = \frac{1}{P} \mathcal{L}_{InfoNce}(q \cdot k^T/\tau, y)$ 

```

#### 4.4. Loss Function

So far, we have compared logits from multiple perspectives, extracting as much information as possible from the teacher model’s logits. We define our loss function as follows:

$$\mathcal{L}_{mcld} = \mathcal{L}_I + \frac{1}{2}(\mathcal{L}_S + \mathcal{L}_C) \quad (9)$$

Obviously, our method does not require any loss weight parameters or deliberate tuning of hyperparameters during training, but still achieves excellent performance. This further demonstrates that MCLD provides a simple, general, and efficient method for logits-based distillation.

Our MCLD does not rely on classification task loss, as it performs well in nearly all cases without it. In contrast, most logits-based methods rely on classification task loss to be effective. For a detailed analysis, refer to the ablation experiments. Algorithm 1 presents the pseudo-code for MCLD in a PyTorch-like [35] style.

#### 5. Experiments

**Dataset.** Our experiments primarily focus on image classification. CIFAR-100 [24] is a widely used image classification dataset, consisting of 60,000 color each of size 32x32 pixels. It contains 50,000 training images and 10,000 test images, distributed across 100 classes. ImageNet [40] is a large-scale classification dataset with 1.28 million training

Table 2. The Top-1 Accuracy (%) of knowledge distillation methods on the CIFAR-100 [24] validation set. The teacher and student are homogeneous structure. The KD methods are grouped by distillation manner: feature-based and logit-based. The best and second-best results in all methods are highlighted in **bold** and underlined, respectively. The  $\Delta$  denotes the performance improvement relative to the state-of-the-art logits-based method. Methods with \* are reproduced results in the same equipment and experimental environment.

Distillation Manner	Teacher	ResNet32x4	VGG13	WRN-40-2	WRN-40-2	ResNet56	ResNet110	ResNet110
	Student	ResNet8x4	VGG8	WRN-40-1	WRN-16-2	ResNet20	ResNet32	ResNet20
Features	FitNet [1]	73.50	71.02	72.24	73.58	69.21	71.06	68.99
	AT [23]	73.44	71.43	72.77	74.08	70.55	72.31	70.65
	RKD [34]	71.90	71.48	72.22	73.35	69.61	71.82	69.25
	CRD [44]	75.51	73.94	74.14	75.48	71.16	73.48	<u>71.46</u>
	OFD [16]	74.95	73.95	74.33	75.24	70.98	73.23	71.29
	ReviewKD [5]	75.63	74.84	<b>75.09</b>	76.12	71.89	73.89	71.34
	SimKD [3]	<b>78.08</b>	<u>74.89</u>	74.53	75.53	71.05	73.92	71.06
	CAT-KD [11]	76.91	74.65	74.82	75.60	71.62	73.62	71.37
Logits	KD [18]	73.33	72.98	73.54	74.92	70.66	73.08	70.67
	CTKD+KD [28]	76.67	73.52	73.93	75.45	71.19	73.52	70.99
	DKD [52]	76.32	74.68	74.81	76.24	71.97	<u>74.11</u>	71.06
	DOT+DKD* [53]	76.12	73.93	74.13	75.36	<u>72.11</u>	71.39	69.43
	LSKD+MLKD* [42]	66.51	57.88	72.45	74.55	69.83	54.55	66.31
	LSKD+DKD* [42]	76.79	74.80	74.73	<b>76.37</b>	<b>72.31</b>	73.89	71.39
	<b>Ours</b>	<u>77.89</u>	<b>75.17</b>	<u>75.01</u>	<u>76.27</u>	71.41	<b>74.16</b>	<b>71.47</b>
	$\Delta$	<u>+1.10</u>	<u>+0.37</u>	<u>+0.28</u>	<u>-0.10</u>	<u>-0.91</u>	<u>+0.05</u>	<u>+0.08</u>

images and 50k validation images, distributed across 1000 categories.

**Baselines.** Over the past decades, most state-of-the-art methods have relied on feature-based approaches. We begin by comparing our method with these, including FitNet [1], RKD [34], CRD [44], OFD [16], ReviewKD [5], SimKD [3], and CAT-KD [11]. Since our method is logits-based, we also perform a more comprehensive comparison with classic KD [18] and recent state-of-the-art logits-based methods (from the past two years), including CTKD [28], DKD [52], DOT [53], and LSKD [42].

**Training details.** We followed the same experimental settings as in our previous work [44, 52]. For all experiments, we used the SGD optimizer [43], with 240 epochs for CIFAR-100 and 100 epochs for ImageNet. Our method is based on contrastive learning, with certain parameter settings same with [15], such as  $\tau$  is 0.2. All results are reported as averages over three trials. More detailed experimental settings are provided in the supplementary materials.

## 5.1. Main Results

**CIFAR-100 image classification.** As in many previous works [5, 44, 52], we use the CIFAR-100 dataset as the primary benchmark to compare the results of various KD methods under different network model settings, presented in Tab. 1 and Tab. 2, respectively. Tab. 1 presents the results of experiments where the teacher and student models have

heterogeneous structures whereas Tab. 2 shows the results of experiments with models of the same structure.

Remarkably, MCLD achieves a consistent performance improvement on most teacher-student pairs compared to state-of-the-art logit-based methods, with an improvement of 1~2% on multiple teacher-student pairs. This strongly demonstrates the effectiveness and superiority of our MCLD. Furthermore, MCLD still achieves comparable or even superior performance compared to state-of-the-art feature-based distillation methods. Additionally, the LSKD+MLKD [42] method was trained 480 epochs. To ensure fairness and impartiality in the experiments, we replicated all experiments with 240 epochs. LSKD+MLKD showed significant performance degradation in Tab. 1 and Tab. 2, and failed to converge in some cases. For a comprehensive comparison, we also trained LSKD+MLKD for 480 epochs, as shown in Tab. 3 and Tab. 4. Although its performance improved, our method still outperforms it.

Intuitively, our MCLD is entirely based on contrastive learning, where the accuracy of the teacher model plays a crucial role in the performance of the student model. As shown in Tab. 1 and Tab. 2, our method outperforms the state-of-the-art in almost all cases, with only a few instances where it achieves second-best performance. This sufficiently demonstrates the effectiveness and superiority of our method. Furthermore, by fixing the student model and modifying only the teacher model, we achieve state-of-

Table 3. To ensure a comprehensive comparison, we followed the same setting and trained the LSKD+MLKD [42] for 480 epochs in homogeneous structure.

Method	Teacher	Res32x4	Vgg13	W-40-2	W-40-2
	Acc	79.42	74.64	75.61	75.61
	Student	Res8x4	Vgg8	W-40-1	W-16-2
	Acc	72.50	70.36	71.98	73.26
LSKD+MLKD	ep:240	66.51	57.88	72.45	74.55
	ep:480	71.21	74.55	73.12	74.57
<b>Ours</b>	<b>ep:240</b>	<b>77.89</b>	<b>75.17</b>	<b>75.01</b>	<b>76.27</b>
	$\Delta$	+6.68	+0.62	+1.89	+1.70

Table 4. To ensure a comprehensive comparison, we followed the same setting and trained the LSKD+MLKD [42] for 480 epochs in heterogeneous architecture.

Method	Teacher	W-40-2	W-40-2	Vgg13	Res50
	Acc	75.61	75.61	74.64	79.34
	Student	Res8x4	MN-V2	MN-V2	MN-V2
	Acc	72.50	64.60	64.60	64.60
LSKD+MLKD	ep:240	61.52	68.11	60.58	19.63
	ep:480	69.36	67.94	67.88	65.21
<b>Ours</b>	<b>ep:240</b>	<b>76.82</b>	<b>71.16</b>	<b>71.22</b>	<b>72.41</b>
	$\Delta$	+7.46	+3.22	+3.34	+7.20

the-art performance, as detailed in the subsequent ablation experiments (see Tab. 6).

**ImageNet image classification.** The Top-1 and Top-5 accuracy are measured and compared in Tab. 5. In the first case, ResNet34/ResNet18, where there was minimal difference between the teacher and student models, we used cross-entropy (CE) to calculate the classification loss. In the second case, ResNet50/MobileNetV1, where there was a greater disparity between the teacher and student models, and the teacher showed better performance, we chose not to use CE, and our MCLD still achieves the improvement over most state-of-the-art distillation methods.

## 5.2. Ablation Studies

To intuitively observe the impact of the teacher model’s accuracy on the student model, refer to the ablation results in Tab. 6 and Fig. 3 for more detailed insights. Additionally, to provide a comprehensive understanding of MCLD, we conducted extensive ablation experiments on the three modules presented in our paper. The results are shown in Tab. 7.

In Tab. 6, we present the results of our method without CE, except when ResNet56 and ResNet110 are used as teachers. All DKD [52] methods incorporate CE, but our MCLD consistently achieves better performance with a stronger teacher model. Furthermore, MCLD demonstrates excellent performance even without CE, as shown in Fig. 3. Since our method is based on contrastive learning,

Table 5. Top-1 and top-5 Accuracy (%) on the ImageNet [40] validation. The best and second-best results are emphasized in **bold** and underlined.

Teacher/Student	ResNet34/ResNet18		ResNet50/MN-V1		
	Acc	Top-1	Top-5	Top-1	Top-5
Teacher	73.31	91.42	76.16	92.86	
Student	69.75	89.07	68.87	88.76	
AT [23]	70.69	90.01	69.56	89.33	
OFD [16]	70.81	89.98	71.25	90.34	
CRD [44]	71.17	90.13	71.37	90.41	
ReviewKD [5]	71.61	90.51	72.56	91.00	
SimKD [3]	71.59	90.48	72.25	90.86	
CAT-KD [11]	71.26	90.45	72.24	91.13	
KD [18]	71.03	90.05	70.50	89.80	
CTKD+KD [28]	71.38	90.27	71.16	90.11	
DKD [52]	<u>71.70</u>	<u>90.41</u>	72.05	91.05	
LSKD+DKD [42]	<b>71.88</b>	<b>90.58</b>	72.85	<u>91.23</u>	
<b>Ours</b>	71.66	90.37	<b>72.98</b>	<b>91.40</b>	
$\Delta$	-0.22	-0.21	+0.13	+0.17	

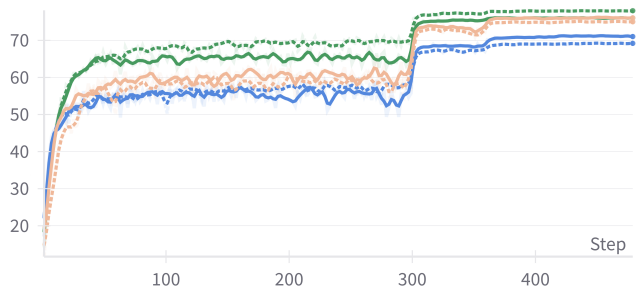


Figure 3. The Top-1 accuracy on the CIFAR-100 validation dataset is shown. The **Green line** represents the setting with ResNet32x4 as the teacher and ResNet8x4 as the student. The **Pink line** also uses ResNet32x4 as the teacher and ResNet8x4 as the student but applies DKD [52]. The **Blue line** indicates ResNet110 as the teacher and ResNet20 as the student. Solid lines denote settings w/ CE, while dashed lines indicate those w/o CE.

the performance of the teacher model is critical to the overall results. The teacher’s role becomes even more important as model’s complexity increases. As illustrated in Fig. 3, while CE is mandatory for traditional logits-based methods to ensure effective distillation, for MCLD, CE serves as a supplementary component, becoming essential only when the teacher model is not strong enough to impart valuable knowledge to the student.

As shown in Tab. 7, the three modules proposed in our paper improve the baseline, and it is evident that using Instance-wise CLD as the main loss function and Category-wise CLD as a complement to Sample-wise CLD is reasonable.




Figure 4. The t-SNE [46] visualization of features. We set ResNet32x4 as the teacher model and ResNet8x4 as the student model.

Table 6. Results on CIFAR-100 [24]. We set ResNet20 and MobileNet-V2 as the students and networks from different series as teachers.

Teacher	Res56	Res110	Vgg13	W-40-2	Res50	Res32x4
Acc	72.34	74.31	74.64	75.61	79.34	79.42
Student	ResNet20 Acc 69.06					
DKD	71.97	71.06	69.34	70.85	69.94	70.01
<b>Ours</b>	71.41	<b>71.36</b>	<b>70.25</b>	<b>71.40</b>	<b>70.56</b>	<b>71.73</b>
$\Delta$	-0.56	+0.30	+0.91	+0.55	+0.62	+1.72
Student	MobileNet-V2 Acc 64.60					
DKD	69.64	69.57	69.71	69.28	70.35	69.72
<b>Ours</b>	<b>69.98</b>	<b>70.85</b>	<b>71.22</b>	<b>71.16</b>	<b>72.41</b>	<b>70.65</b>
$\Delta$	+0.34	+1.28	+1.51	+1.88	+2.06	+0.93

Table 7. Accuracy(%) on the CIFAR-100 validation set. We set ResNet8x4 as the student, and ResNet32x4 as the Teacher. The  $\Delta$  represents the performance improvement over the baseline.

Instance-wise	Sample-wise	Category-wise	Acc	$\Delta$
×	×	×	72.50	-
✓	×	×	77.37	+4.87
×	✓	×	77.42	+4.92
×	×	✓	74.88	+2.38
✓	✓	×	77.62	+5.12
✓	×	✓	77.15	+4.65
×	✓	✓	77.05	+4.55
✓	✓	✓	77.89	+5.39

### 5.3. Extensions

For a better and more comprehensive understanding of MCLD, we analyse it from four perspectives. First, we compare the training efficiency of MCLD with state-of-the-art methods, highlighting how it balances model performance and computational cost. Second, we evaluate the transferability of representations to assess MCLD’s ability of generalization across different datasets. Third, we provide a new perspective to explain the issue that “bigger models are not always better teachers” and MCLD mitigates this problem by multi-perspectives comparison even with large teacher-student discrepancies. Lastly, we also

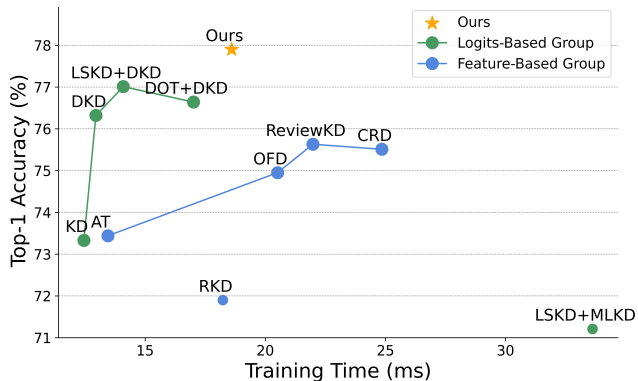


Figure 5. Training time (per batch) vs. Top-1 Accuracy on CIFAR-100 [24]. We set ResNet32x4 as the teacher and ResNet8x4 as the student. MCLD achieves a trade-off between training time and accuracy.

present some visualizations to validate the superiority of our MCLD.

**Training Efficiency.** We compare the training time of logits-based and feature-based distillation methods, highlighting the superior efficiency of MCLD. As shown in Fig. 5, MCLD achieves an optimal balance between model performance and training time. Since MCLD operates directly on logits, it eliminates the need for additional parameters. In contrast, feature-based methods require extra training time to distill intermediate features, leading to higher computational cost.

**Transferability of representations.** Knowledge distillation enables the transfer of unseen knowledge to new tasks or datasets not encountered during the original training. To evaluate the transferability of distilled representations, we use ResNet20 and ResNet8x4 as student models, which learn from ResNet110 and ResNet32x4, respectively, or are trained from scratch on CIFAR-100. For STL-10 [10] and Tiny-ImageNet [31] images (both resized to 32x32), the student model acts as a frozen feature extractor up to the layer before the logits. We then train a linear classifier for 10-class classification on STL-10 and 200-class classification on Tiny-ImageNet to assess the transfer of representations

Table 8. Transferability of the representations from CIFAR-100 [24] to STL-10 [10] and Tiny-ImageNet [31].

Method	Res8x4	DKD	DOT+DKD	Ours	Res32x4
STL-10	65.18	<u>70.09</u>	68.88	<b>70.61</b>	65.78
TI	34.75	<u>35.52</u>	33.54	<b>36.19</b>	29.65

Table 9. Transferability of the representations from CIFAR-100 [24] to STL-10 [10] and Tiny-ImageNet [31]. DOT+D is DOT+DKD [53], LSKD+D is LSKD+DKD [42].

Method	Res20	DOT+D	LSKD+D	Ours	Res110
STL-10	62.45	64.79	<u>65.40</u>	<b>66.97</b>	63.99
TI	26.75	27.46	<b>28.59</b>	<u>28.55</u>	26.77

Table 10. Results on CIFAR-100 [24]. We set WRN-16-2 as the student and set WRN series networks as teachers.

Teacher	WRN-28-2	WRN-40-2	WRN-16-4	WRN-28-4
Acc	75.45	75.61	77.51	78.60
KD	75.37	74.92	75.79	75.04
DKD	75.92	76.24	76.00	76.45
<b>Ours</b>	<b>76.61</b>	<b>76.27</b>	<b>76.47</b>	<b>77.47</b>
$\Delta$	+0.69	+0.03	+0.47	+1.02

across datasets. The results in Tab. 8 and Tab. 9 clearly demonstrate the strong transferability and generalization of features learned through our MCLD.

**Bigger models are not always better teachers.** Stronger teacher models are generally expected to yield better results; however, they often fail to transfer valuable knowledge effectively and may even perform worse compared to weaker teachers. Previous studies have attributed this phenomenon to the large capability gap between bigger teacher models and smaller student models [8, 42, 52]. However, we argue that the core issue lies in the limited perspective from which logits have traditionally been viewed. Most existing logits-based methods compute logits directly, which is inefficient and illogical. Teacher logits are highly semantic, and learning them directly does not allow students to capture much of the valuable underlying information. Our MCLD addresses this problem, as shown by the detailed comparisons in Tab. 10 and Tab. 11.

**Visualization.** We present the visualization results from two perspectives, using ResNet32x4 as the teacher and ResNet8x4 as the student on CIFAR-100. (1) The t-SNE [46] results (Fig. 4) show that the representations learned through MCLD are more distinguishable compared to other logits-based methods. (2) Additionally, we visualize the absolute difference between the student’s and teacher’s logits correlation matrices (Fig. 6).

Table 11. Results on CIFAR-100 [24]. We set WRN-16-2 as the student and set different networks as teachers.

Teacher	Vgg13	WRN-16-4	ResNet50	ResNet32x4
Acc	74.64	77.51	79.34	79.42
KD	74.93	75.79	75.36	74.90
DKD	75.45	76.00	76.60	75.70
<b>Ours</b>	75.37	<b>76.47</b>	<b>76.70</b>	<b>76.75</b>
$\Delta$	-0.08	+0.47	+0.10	+1.05

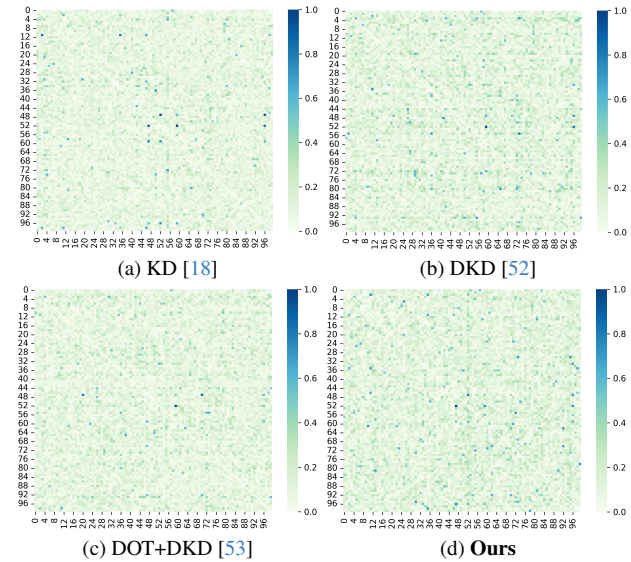


Figure 6. Difference of correlation matrices for student and teacher logits. Clearly, MCLD (ours) learns logits through comparison, a trade-off between similarity and consistency has been achieved.

## 6. Conclusion

In this work, we observe that most traditional logits-based methods directly learn logits. However, the logits from teacher models contain highly semantic information, making this manner inefficient and illogical. We exploit the semantic richness of the teacher’s logits and enable the student model to effectively and efficiently discriminate the differences in the teacher’s logits through contrastive learning. Furthermore, by adopting a multi-perspective comparison, we maximize the utility of the logits and provide more comprehensive information for the student’s training process. Notably, our MCLD achieves excellent performance even without the classification task loss, and effectively mitigates issue “Bigger models are not always better teachers”. Extensive experiments demonstrate that MCLD consistently outperforms state-of-the-art methods, whether logits-based or feature-based, highlighting the effectiveness and superiority of MCLD. We plan to release MCLD as open source code and hope it will be helpful for future research.



## References

- [1] Romero Adriana, Ballas Nicolas, K Samira Ebrahimi, Chas-sang Antoine, Gatta Carlo, and Bengio Yoshua. Fitnets: Hints for thin deep nets. *Proc. ICLR*, 2(3):1, 2015. 1, 2, 4, 5
- [2] Sungsoo Ahn, Shell Xu Hu, Andreas Damianou, Neil D Lawrence, and Zhenwen Dai. Variational information distillation for knowledge transfer. In *Proceedings of the IEEE/CVF Conference on Computer Vision and Pattern Recognition*, pages 9163–9171, 2019. 1, 2
- [3] Defang Chen, Jian-Ping Mei, Hailin Zhang, Can Wang, Yan Feng, and Chun Chen. Knowledge distillation with the reused teacher classifier. In *Proceedings of the IEEE/CVF conference on computer vision and pattern recognition*, pages 11933–11942, 2022. 4, 5, 6
- [4] Guobin Chen, Wongun Choi, Xiang Yu, Tony Han, and Man-mohan Chandraker. Learning efficient object detection models with knowledge distillation. *Advances in neural information processing systems*, 30, 2017. 2
- [5] Pengguang Chen, Shu Liu, Hengshuang Zhao, and Jiaya Jia. Distilling knowledge via knowledge review. In *Proceedings of the IEEE/CVF conference on computer vision and pattern recognition*, pages 5008–5017, 2021. 1, 2, 4, 5, 6
- [6] Xu Cheng, Zhefan Rao, Yilan Chen, and Quanshi Zhang. Explaining knowledge distillation by quantifying the knowledge. In *Proceedings of the IEEE/CVF conference on computer vision and pattern recognition*, pages 12925–12935, 2020. 2
- [7] Jang Hyun Cho and Bharath Hariharan. On the efficacy of knowledge distillation. In *Proceedings of the IEEE/CVF international conference on computer vision*, pages 4794–4802, 2019. 1, 2
- [8] Jang Hyun Cho and Bharath Hariharan. On the efficacy of knowledge distillation. In *Proceedings of the IEEE/CVF international conference on computer vision*, pages 4794–4802, 2019. 8
- [9] François Chollet. Xception: Deep learning with depthwise separable convolutions. In *Proceedings of the IEEE conference on computer vision and pattern recognition*, pages 1251–1258, 2017. 1
- [10] Adam Coates, Andrew Ng, and Honglak Lee. An analysis of single-layer networks in unsupervised feature learning. In *Proceedings of the fourteenth international conference on artificial intelligence and statistics*, pages 215–223. JMLR Workshop and Conference Proceedings, 2011. 2, 7, 8
- [11] Ziyao Guo, Haonan Yan, Hui Li, and Xiaodong Lin. Class attention transfer based knowledge distillation. In *Proceedings of the IEEE/CVF Conference on Computer Vision and Pattern Recognition*, pages 11868–11877, 2023. 4, 5, 6
- [12] Song Han, Jeff Pool, John Tran, and William Dally. Learning both weights and connections for efficient neural network. *Advances in neural information processing systems*, 28, 2015. 1
- [13] Kaiming He, Xiangyu Zhang, Shaoqing Ren, and Jian Sun. Deep residual learning for image recognition. In *Proceedings of the IEEE Conference on Computer Vision and Pattern Recognition (CVPR)*, 2016. 1
- [14] Kaiming He, Georgia Gkioxari, Piotr Dollár, and Ross Girshick. Mask r-cnn. In *Proceedings of the IEEE international conference on computer vision*, pages 2961–2969, 2017. 1
- [15] Kaiming He, Haoqi Fan, Yuxin Wu, Saining Xie, and Ross Girshick. Momentum contrast for unsupervised visual representation learning. In *Proceedings of the IEEE/CVF conference on computer vision and pattern recognition*, pages 9729–9738, 2020. 3, 5
- [16] Byeongho Heo, Jeesoo Kim, Sangdoon Yun, Hyojin Park, Nojun Kwak, and Jin Young Choi. A comprehensive overhaul of feature distillation. In *Proceedings of the IEEE/CVF international conference on computer vision*, pages 1921–1930, 2019. 1, 4, 5, 6
- [17] Byeongho Heo, Minsik Lee, Sangdoon Yun, and Jin Young Choi. Knowledge transfer via distillation of activation boundaries formed by hidden neurons. In *Proceedings of the AAAI conference on artificial intelligence*, pages 3779–3787, 2019. 1
- [18] Geoffrey Hinton. Distilling the knowledge in a neural network. *arXiv preprint arXiv:1503.02531*, 2015. 1, 2, 4, 5, 6, 7, 8
- [19] Andrew G Howard. Mobilenets: Efficient convolutional neural networks for mobile vision applications. *arXiv preprint arXiv:1704.04861*, 2017. 1
- [20] Benoit Jacob, Skirmantas Kligys, Bo Chen, Menglong Zhu, Matthew Tang, Andrew Howard, Hartwig Adam, and Dmitry Kalenichenko. Quantization and training of neural networks for efficient integer-arithmetic-only inference. In *Proceedings of the IEEE conference on computer vision and pattern recognition*, pages 2704–2713, 2018. 1
- [21] Prannay Khosla, Piotr Teterwak, Chen Wang, Aaron Sarna, Yonglong Tian, Phillip Isola, Aaron Maschinot, Ce Liu, and Dilip Krishnan. Supervised contrastive learning. *Advances in neural information processing systems*, 33:18661–18673, 2020. 3
- [22] Jangho Kim, SeongUk Park, and Nojun Kwak. Paraphrasing complex network: Network compression via factor transfer. *Advances in neural information processing systems*, 31, 2018. 2
- [23] Nikos Komodakis and Sergey Zagoruyko. Paying more attention to attention: improving the performance of convolutional neural networks via attention transfer. In *ICLR*, 2017. 1, 2, 4, 5, 6
- [24] Alex Krizhevsky, Geoffrey Hinton, et al. Learning multiple layers of features from tiny images. 2009. 2, 4, 5, 7, 8
- [25] Alex Krizhevsky, Ilya Sutskever, and Geoffrey E Hinton. Imagenet classification with deep convolutional neural networks. *Advances in neural information processing systems*, 25, 2012. 1
- [26] Hao Li, Asim Kadav, Igor Durdanovic, Hanan Samet, and Hans Peter Graf. Pruning filters for efficient convnets. *arXiv preprint arXiv:1608.08710*, 2016. 1
- [27] Zheng Li, Jingwen Ye, Mingli Song, Ying Huang, and Zhigeng Pan. Online knowledge distillation for efficient pose estimation. In *Proceedings of the IEEE/CVF international conference on computer vision*, pages 11740–11750, 2021. 2

- [28] Zheng Li, Xiang Li, Lingfeng Yang, Borui Zhao, Renjie Song, Lei Luo, Jun Li, and Jian Yang. Curriculum temperature for knowledge distillation. In *Proceedings of the AAAI Conference on Artificial Intelligence*, pages 1504–1512, 2023. 1, 2, 4, 5, 6
- [29] Jonathan Long, Evan Shelhamer, and Trevor Darrell. Fully convolutional networks for semantic segmentation. In *Proceedings of the IEEE conference on computer vision and pattern recognition*, pages 3431–3440, 2015. 1
- [30] Seyed Iman Mirzadeh, Mehrdad Farajtabar, Ang Li, Nir Levine, Akihiro Matsukawa, and Hassan Ghasemzadeh. Improved knowledge distillation via teacher assistant. In *Proceedings of the AAAI conference on artificial intelligence*, pages 5191–5198, 2020. 1, 2
- [31] mnmoustafa and Mohammed Ali. Tiny imagenet. <https://kaggle.com/competitions/tiny-imagenet>, 2017. Kaggle. 2, 7, 8
- [32] Hyeonwoo Noh, Seunghoon Hong, and Bohyung Han. Learning deconvolution network for semantic segmentation. In *Proceedings of the IEEE international conference on computer vision*, pages 1520–1528, 2015. 1
- [33] Aaron van den Oord, Yazhe Li, and Oriol Vinyals. Representation learning with contrastive predictive coding. *arXiv preprint arXiv:1807.03748*, 2018. 3
- [34] Wonpyo Park, Dongju Kim, Yan Lu, and Minsu Cho. Relational knowledge distillation. In *Proceedings of the IEEE/CVF conference on computer vision and pattern recognition*, pages 3967–3976, 2019. 2, 4, 5
- [35] Adam Paszke, Sam Gross, Francisco Massa, Adam Lerer, James Bradbury, Gregory Chanan, Trevor Killeen, Zeming Lin, Natalia Gimelshein, Luca Antiga, et al. Pytorch: An imperative style, high-performance deep learning library. *Advances in neural information processing systems*, 32, 2019. 4
- [36] Baoyun Peng, Xiao Jin, Jiaheng Liu, Dongsheng Li, Yichao Wu, Yu Liu, Shunfeng Zhou, and Zhaoning Zhang. Correlation congruence for knowledge distillation. In *Proceedings of the IEEE/CVF International Conference on Computer Vision*, pages 5007–5016, 2019. 2
- [37] J Redmon. You only look once: Unified, real-time object detection. In *Proceedings of the IEEE conference on computer vision and pattern recognition*, 2016. 1
- [38] Shaoqing Ren, Kaiming He, Ross Girshick, and Jian Sun. Faster r-cnn: Towards real-time object detection with region proposal networks. *IEEE transactions on pattern analysis and machine intelligence*, 39(6):1137–1149, 2016. 1
- [39] Olaf Ronneberger, Philipp Fischer, and Thomas Brox. U-net: Convolutional networks for biomedical image segmentation. In *Medical image computing and computer-assisted intervention—MICCAI 2015: 18th international conference, Munich, Germany, October 5-9, 2015, proceedings, part III 18*, pages 234–241. Springer, 2015. 1
- [40] Olga Russakovsky, Jia Deng, Hao Su, Jonathan Krause, Sanjeev Satheesh, Sean Ma, Zhiheng Huang, Andrej Karpathy, Aditya Khosla, Michael Bernstein, Alexander C. Berg, and Li Fei-Fei. ImageNet Large Scale Visual Recognition Challenge. *International Journal of Computer Vision (IJCV)*, 115(3):211–252, 2015. 2, 4, 6
- [41] Karen Simonyan and Andrew Zisserman. Very deep convolutional networks for large-scale image recognition. *arXiv preprint arXiv:1409.1556*, 2014. 1
- [42] Shangquan Sun, Wenqi Ren, Jingzhi Li, Rui Wang, and Xiaochun Cao. Logit standardization in knowledge distillation. In *Proceedings of the IEEE/CVF Conference on Computer Vision and Pattern Recognition*, pages 15731–15740, 2024. 4, 5, 6, 8
- [43] Ilya Sutskever, James Martens, George Dahl, and Geoffrey Hinton. On the importance of initialization and momentum in deep learning. In *International conference on machine learning*, pages 1139–1147. PMLR, 2013. 5
- [44] Yonglong Tian, Dilip Krishnan, and Phillip Isola. Contrastive representation distillation. In *International Conference on Learning Representations*, 2020. 1, 2, 4, 5, 6
- [45] Frederick Tung and Greg Mori. Similarity-preserving knowledge distillation. In *Proceedings of the IEEE/CVF international conference on computer vision*, pages 1365–1374, 2019. 1
- [46] Laurens Van der Maaten and Geoffrey Hinton. Visualizing data using t-sne. *Journal of machine learning research*, 9(11), 2008. 7, 8
- [47] Chenglin Yang, Lingxi Xie, Chi Su, and Alan L Yuille. Snapshot distillation: Teacher-student optimization in one generation. In *Proceedings of the IEEE/CVF Conference on Computer Vision and Pattern Recognition*, pages 2859–2868, 2019. 1, 2
- [48] Jiwei Yang, Xu Shen, Jun Xing, Xinmei Tian, Houqiang Li, Bing Deng, Jianqiang Huang, and Xian-sheng Hua. Quantization networks. In *Proceedings of the IEEE/CVF conference on computer vision and pattern recognition*, pages 7308–7316, 2019. 1
- [49] Junho Yim, Donggyu Joo, Jihoon Bae, and Junmo Kim. A gift from knowledge distillation: Fast optimization, network minimization and transfer learning. In *Proceedings of the IEEE Conference on Computer Vision and Pattern Recognition*, pages 4133–4141, 2017. 1, 2
- [50] Xiangyu Zhang, Xinyu Zhou, Mengxiao Lin, and Jian Sun. Shufflenet: An extremely efficient convolutional neural network for mobile devices. In *Proceedings of the IEEE conference on computer vision and pattern recognition*, pages 6848–6856, 2018. 1
- [51] Ying Zhang, Tao Xiang, Timothy M Hospedales, and Huchuan Lu. Deep mutual learning. In *Proceedings of the IEEE conference on computer vision and pattern recognition*, pages 4320–4328, 2018. 2
- [52] Borui Zhao, Quan Cui, Renjie Song, Yiyu Qiu, and Jiajun Liang. Decoupled knowledge distillation. *arXiv preprint arXiv:2203.08679*, 2022. 1, 2, 4, 5, 6, 7, 8
- [53] Borui Zhao, Quan Cui, Renjie Song, and Jiajun Liang. Dot: A distillation-oriented trainer. *arXiv preprint arXiv:2307.08436*, 2023. 2, 4, 5, 7, 8