

Brain-inspired Action Generation with Spiking Transformer Diffusion Policy Model

Qianhao Wang^{1,2}, Yinqian Sun¹, Enmeng Lu¹, Qian Zhang^{1,2,4} ^{*}, and Yi Zeng^{1,2,3,4} ^{**}

¹ Brain-inspired Cognitive Intelligence Lab, Institute of Automation, Chinese Academy of Sciences, Beijing, China.

² School of Artificial Intelligence, University of Chinese Academy of Sciences, Beijing, China.

³ Key Laboratory of Brain Cognition and Brain-inspired Intelligence Technology, CAS, Shanghai, China.

⁴ Center for Long-term Artificial Intelligence, Beijing, China.

Abstract. Spiking Neural Networks (SNNs) has the ability to extract spatio-temporal features due to their spiking sequence. While previous research has primarily focus on the classification of image and reinforcement learning. In our paper, we put forward novel diffusion policy model based on Spiking Transformer Neural Networks and Denoising Diffusion Probabilistic Model (DDPM): Spiking Transformer Modulate Diffusion Policy Model (STMDP), a new brain-inspired model for generating robot action trajectories. In order to improve the performance of this model, we develop a novel decoder module: Spiking Modulate Decoder (SMD), which replaces the traditional Decoder module within the Transformer architecture. Additionally, we explored the substitution of DDPM with Denoising Diffusion Implicit Models (DDIM) in our framework. We conducted experiments across four robotic manipulation tasks and performed ablation studies on the modulate block. Our model consistently outperforms existing Transformer-based diffusion policy method. Especially in Can task, we achieved an improvement of 8%. The proposed STMDP method integrates SNNs, diffusion model and Transformer architecture, which offers new perspectives and promising directions for exploration in brain-inspired robotics.

Keywords: Brain-inspired robotics · Spiking Neural Networks · Transformer · Diffusion Policy.

1 Introduction

Spiking Neural Networks transmit information through spike sequences, which encode both temporal and spatial information. This grants SNNs spatio-temporal feature extraction capabilities [1]. The most common models include the Integrate-and-Fire (IF) neuron, the Leaky Integrate-and-Fire (LIF) neuron [2], and the

^{*} Corresponding author. Email: q.zhang@ia.ac.cn

^{**} Corresponding author. Email: yi.zeng@ia.ac.cn

Hodgkin-Huxley (HH) neuron [3]. Since SNNs are modeled in a more biologically plausible manner, their training processes differ slightly from those of artificial neural networks (ANNs).

Behavior Cloning (BC), a branch of imitation learning, directly learns a policy by mapping states to actions based on expert demonstration trajectories [4]. But, it suffers from compounding errors, resulting in poor generalization and sub-optimal performance in practical scenarios. Action Chunking with Transformers (ACT) [5] employs a Variational Autoencoder (VAE) for imitation learning, generating action trajectories, while diffusion policy [6] uses diffusion models for the same purpose. Due to the current transformer-based spiking neural network models performing poorly in generating action trajectories. We propose the Spiking Transformer Modulate Diffusion Policy Model and the Spiking Modulate Decoder to enhance the accuracy of robotic manipulation tasks.

In this work, we build upon the diffusion policy method [6] and integrate it with SNNs to tackle the aforementioned challenges. Diffusion policies offer strong generative capabilities, enabling them to learn diverse patterns from data, while SNNs’ spatio-temporal feature extraction ensures more coherent action trajectories. We propose a novel diffusion policy model based on Spiking Transformer Neural Networks, along with a novel decoder module.

Our key contributions are as follows:

- We present the Spiking Transformer Modulate Diffusion Policy Model, and its core module of this model: the Spiking Modulate Decoder module.
- Additionally, We implemented diffusion policies utilizing a spiking Transformer architecture, and develop the Spiking Diffusion Transformer (SDIT), which is based on Diffusion with Transformer (DIT) framework.
- We conducted experiments on four robotic manipulation tasks, demonstrating that our proposed STMDP model significantly enhanced performance. Specifically, in the Can task, our model outperformed the current best Transformer-based Diffusion Policy model by 8%.

2 Related Work

SNNs are composed of various spiking neuron models, each differing in their complexity of neuron modeling. SNNs have been widely applied in image processing [7,8] and reinforcement learning [9,10,11]. Common training methods include Spike-Timing-Dependent Plasticity (STDP) [12,13], ANN-to-SNN conversion [14,15], and direct training methods [16,17]. In our study, we utilized the LIF neuron model and the direct training method. Cao [18] introduced the SD-DPM, which improved image generation with low energy consumption. Hou [19] proposed the SDP, enhancing robotic manipulation performance. While their work is based on the Unet architecture, our approach uses a transformer architecture. Furthermore, we introduce a more general module: SMD.

BC is attractive due to its simplicity, easy of training, and interpretability. However, it suffers from compounding errors (distributional drift and cumulative

errors) and limited behavior patterns [20]. To address these limitations, numerous methods have been proposed, such as data augmentation to enhance data diversity and mitigate compounding errors [21], and the use of mixture Gaussian models [22,23] or implicit models [24] to capture more diverse behavior patterns.

The Denoising Diffusion Probabilistic Model (DDPM) [25] improves generative performance by predicting noise instead of the noisy image itself, reducing the complexity of prediction. DDIM [26] constructs a posterior distribution such that its marginal distribution is Gaussian, eliminating the need for the forward process to follow a Markov chain. Recent work has explored replacing the typical Unet-based diffusion model with transformer-based diffusion models, yielding better generative results [27]. Our work differs in that we modify the decoding module rather than the encoding module, allowing for more flexible handling of conditional inputs, and our model is primarily designed for action trajectory generation instead of image generation.

3 Method

3.1 Preliminaries

Spiking Neural Networks: SNNs imitate the signal transmission process in the brain and transmit information in sparse spike sequences. We use the LIF neuron model for modeling, which is suitable for deep learning tasks. The dynamic process can be described as Equation (1). In practical applications, we discretize it to facilitate forward process and training. It is described as Equation (2) and Equation (3).

$$\tau \frac{dV(t)}{dt} = -(V(t) - V_{reset}) + I(t) \quad (1)$$

$$u_{t+1,n+1}^i = ku_{t,n+1}^i(1 - o_{t,n+1}^i) + \sum_{j=1}^{l(n)} w_n^{ij} o_{t,n+1}^j \quad (2)$$

$$o_{t+1,n+1}^i = f(u_{t+1,n+1}^i - V_{th}) \quad (3)$$

where $I(t)$ represents the incoming synaptic current, $V(t)$ denotes the membrane potential, τ is the time constant, V_{reset} is the resetting potential. When the membrane potential exceeds the threshold V_{th} , the neuron fires a spike, and the membrane potential is reset to the resetting potential.

The training method of our model uses direct training, the derivation process of direct training is described in Equation(4) and Equation (5).

$$\frac{\partial L}{\partial o_{t,n}^i} = \sum_{j=1}^{l(n+1)} \frac{\partial L}{\partial o_{t,n+1}^j} \frac{\partial o_{t,n+1}^j}{\partial o_{t,n}^i} + \frac{\partial L}{\partial o_{t+1,n}^i} \frac{\partial o_{t+1,n}^i}{\partial o_{t,n}^i} \quad (4)$$

$$\frac{\partial L}{\partial u_{t,n}^i} = \frac{\partial L}{\partial o_{t,n}^i} \frac{\partial o_{t,n}^i}{\partial u_{t,n}^i} + \frac{\partial L}{\partial o_{t+1,n}^i} \frac{\partial o_{t+1,n}^i}{\partial o_{t,n}^i} \quad (5)$$

where n represents the number of layers in the network, t denotes the timestep, i refers to the $neuron_i$ in a given layer, k is a constant. $f(x)$ is a step function, V_{th} represents the threshold value, L denotes the loss function, and $l(n)$ indicates the number of neurons. $o_{t,n}^i$ represents the output(0/1) of the i_{th} neuron in the n_{th} layer at the t_{th} timestep. $u_{t,n}^i$ represents the membrane potential of the neuron and w_n^{ij} denotes the weight.

Because of the $f(x)$ is undifferentiable, we use a surrogate function $g(x)$ to solve this problem during the back-propagation process. The surrogate function is described as Equation(6).

$$g(x) = \begin{cases} 0, & x \leq -\frac{1}{\epsilon}, \\ -\frac{1}{2}\epsilon^2|x|, & x < |\frac{1}{\epsilon}|, \\ 1, & x \geq \frac{1}{\epsilon} \end{cases} \quad (6)$$

where $g(x)$ represents the surrogate function, ϵ is a constant, we set $\epsilon = 2$.

DDPM and DDIM: We constructed STMDP spiking neural based DDPM and also explored replacing DDPM with DDIM. Before introducing the architectures, we briefly review some diffusion model concepts involved in the research. The diffusion model includes a forward process $q(x_t | x_0) = \mathcal{N}(x_t; \sqrt{\alpha_t}x_0, (1 - \alpha_t)I)$, which adds noise to the data; and a reverse process $q_\theta(x_{t-1} | x_t) = \mathcal{N}(\mu_\theta(x_t), \Sigma_\theta(x_t))$, which recovers data from random noise. Diffusion models are trained to learn q_θ , using the variational lower bound[28] for training, simplified to minimize the KL divergence between q_θ and $q(x_{t-1} | x_t, x_0)$. This paper employs a fixed variance $\epsilon_\theta(x_t) = \beta I$. Finally, the predicted mean is converted to predicted noise through the reparameterization process $L_{t-1}(\theta) = \|\epsilon_\theta(x_t) - \epsilon\|^2$. The DDPM forward process is a Markov process, whereas DDIM eliminates the dependency on the forward Markov process and can generate high-quality samples in fewer sampling timesteps.

3.2 Spiking Transformer Modulate Diffusion Policy

The STMDP model differs from the DIT architecture, which is primarily based on the Transformer encoder structure [29]. In contrast, our proposed model preserves the encoder-decoder architecture of the Transformer. Additionally, STMDP is built upon a spiking neural network. The encoding strategy involves direct encoding, where the input is replicated across eight time steps, and decoding is performed by averaging the inputs over these steps to generate the output. The overall architecture of the model is illustrated in Figure 1.

The diffusion policy process consists of two phases: a training phase and a generation phase. During the training phase, a noise prediction model is trained, and in the generation phase, the trained model is employed to progressively reduce noise and generate robot-executable action trajectories guided by visual input. For the training phase, a fixed time step is embedded to high dimension vector as T . Image frames are extracted from demonstration videos, and multi-angle images are encoded as high dimension vector C . The timestep embedding and image embedding are then combined and input into the Spiking Transformer

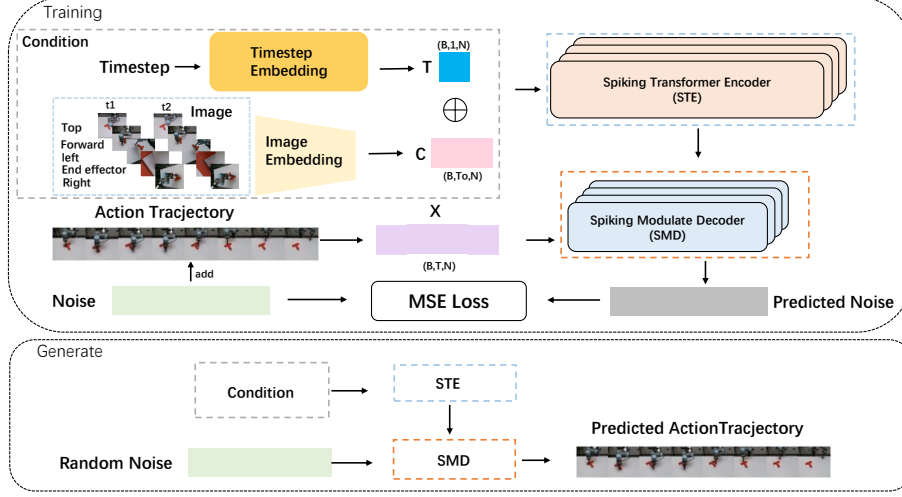


Fig. 1: The architect of spiking transformer modulate diffusion policy module.

Encoder (STE) module, followed by processing in the SMD module for guidance. After adding noise to the action trajectory, it is encoded into the X vector and decoded by the SMD module together with the output of STE. The decoder module outputs a prediction of the noise in the action trajectories, which is updated using the Mean Square Error (MSE) with target noise Y . During the generation phase, images and inference time steps serve as conditions; however, the input to the SMD module is random noise, which is iteratively denoised to produce robot-executable action trajectories. This can be represented:

$$M = SSA(T, C) + FFN(SSA(T, C)) \quad (7)$$

$$L = \|Y - SMDM(M, X)\|^2 \quad (8)$$

where SSA stands for Spiking Self Attention module and FFN stands for Feed Forward neural Network module and M stands for the output of the STE module. Y is noise and $SMDM$ stands for SMD module.

3.3 Base Block

In the Spiking Encoder Module, the core component is the spiking multi-head self-attention block, which combines a LIF layer with a multi-head self-attention mechanism. The remaining blocks retain the fundamental structure of the standard encoder block. In the SMD module, the base block includes a spiking multi-head self-attention block, a spiking modulated cross-attention block, and a modulated feed-forward network block. The detailed structures of the basic blocks within the Spiking Encoder and SMD modules are depicted in Figures 2, respectively. A key difference in the SMD module is that modulation is applied to

the cross-attention module, contrasting with the DIT structure, which primarily modulates the self-attention mechanism in the encoder. This design is inspired by the architecture of BERT, which is based on encoder modules, and GPT, which is built on decoder modules—both of which have demonstrated strong generative capabilities.

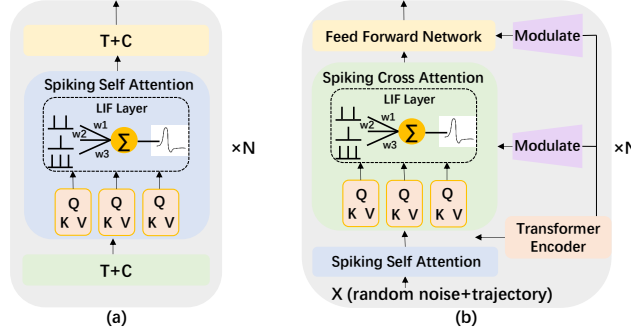


Fig. 2: The architect of base block.(a) represents the architecture of Spiking Encoder;(b) represents the architecture of SMD.

4 Experiment

4.1 Datasets and Experimental Settings

The proposed STMDP model is evaluated across four robotic manipulation tasks: PushT, Can, Square and ToolHang (Square and Can is mh version, ToolHang is ph verseion). These tasks cover a diverse range of actions, including pushing and grasping, as shown in Figure 3, offering a thorough assessment of the model’s performance. PushT: Move the T-shaped block to the specified position on the desktop; Can: Grasping a can of soda and placing it into a slot; Square: Lifting an object with a square hole and fitting it onto a square pillar; ToolHang: Assembling a rack from tools on the table and hanging the remaining tools on the rack.

We present results derived from the average of the last 10 checkpoints (saved every 50 epochs) across 50 initializations of the environment, totaling an average of 500 experiments, while all other settings remain consistent with the previous configurations[6]. When conducting experiments with DDIM model, we adopt the experimental setups: the value of α is set to 0 to make the forward process of its diffusion process deterministic, the inference timestep is set to 50 and is randomly selected (in contrast to 100 in DDPM).




Fig. 3: Tasks used for the experiment.

4.2 Experiment Results

To ensure a comprehensive comparison, the experiments have implemented diffusion policies based on spiking Transformer (SDPT), which utilizing the same Transformer architecture as the diffusion policy based on ANN described (DPT) in [6], and those based on spiking DIT (SDIT) structures as in [27]. The main difference between them is whether there is Spiking Transformer (ST). The Modulate Block (M-Block) plays a critical role in the DIT model. This work also implements a spiking modulate decoder module based on the M-Block and experimentally validates its effectiveness. Additionally, we replace DDPM in our model with DDIM and propose STMDP-I to conduct experiments. The experimental results are shown in Table 1. The STMDP achieved the 75.4% in PushT task, it exceeded the previous best result by nearly 5% (achieved by DPT). As for the STMDP-I, We guess that because the parameters α and inference step are not selected appropriately. While It achieved the best result in the Square task, demonstrating its potential.

Table 1: Execution results of all models on four tasks.

| Model | Blocks | | Tasks | | | |
|----------------|--------|---------|--------------|--------------|--------------|--------------|
| | ST | M-Block | PushT | Can | Square | ToolHang |
| DPT[6] | | | 0.707 | 0.860 | 0.720 | 0.540 |
| DIT[27] | | ✓ | 0.657 | 0.920 | 0.800 | 0.780 |
| SDPT | ✓ | | 0.747 | 0.220 | 0.040 | 0.000 |
| SDIT | ✓ | ✓ | 0.700 | 0.920 | 0.660 | 0.540 |
| STMDP | ✓ | ✓ | 0.754 | 0.940 | 0.800 | 0.540 |
| STMDP-I | ✓ | ✓ | 0.640 | 0.740 | 0.880 | 0.720 |

Impact of the Modulate Blocks: To validate the effectiveness of our proposed core module (SMD module), we compared the performance of ST, SDIT and SMD on all datasets. SDPT does not have a modulation block, SDIT have a modulation encoder, and our STMDP features a modulation decoder (SMD). The results are shown in Table 2. We achieved the best results in all the other three experiments. Especially in Can and Square tasks, we achieved 94% and 80% respectively. The results show that our SMD module has advantages in action trajectory generation. It can be clearly seen from Figure 4.

Table 2: The impact of the modulate block.

| Model | M-Block | Tasks | | | |
|--------------|---------|--------------|--------------|--------------|--------------|
| | | PushT | Can | Square | ToolHang |
| SDPT | | 0.747 | 0.220 | 0.040 | 0.000 |
| SDIT | ✓ | 0.700 | 0.920 | 0.660 | 0.540 |
| STMDP | ✓ | 0.754 | 0.940 | 0.800 | 0.540 |

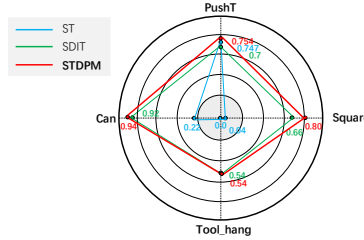


Fig. 4: The results of the ablation study.

5 Conclusion

In this work, we proposed the Spiking Transformer Modulate Diffusion Policy Model, a new diffusion policy architecture based on the Spiking Transformer. This model effectively integrates SNNs with diffusion policy’s capability to generate action trajectories. As a pioneering attempt based on the Spiking Transformer architecture in the diffusion policy, it achieves high-quality motion trajectory generation. The Spiking Modulate Decoder module we proposed is modulated based on the Transformer Decoder module, demonstrating the superiority of modulation based on the Decoder. Although the STMDP model has achieved good results, there is still room for further research on the selection of modulation modules and diffusion models. We will also conduct some experiments on the selection of DDIM parameters.

5.1 Data Available

The model of this research is one of the core and part of BrainCog Embot [30]. BrainCog Embot is an Embodied AI platform under the Brain-inspired Cognitive Intelligence Engine (BrainCog) framework, which is an open-source Brain-inspired AI platform based on Spiking Neural Network.

6 Acknowledgments

This study was supported by the Postdoctoral Fellowship Program of CPSF (Grant No.GZC20232994), the Funding from Institute of Automation, Chinese Academy of Sciences(Grant No.E411230101), Special Research Assistant Program of the Chinese Academy of Sciences (Grant No.E4S9230501), Frontier Scientific Research Program of Chinese Academy of Sciences (ZDBS-LY-JSC013).

References

1. Hong Qiao, Jiahao Chen, and Xiao Huang. A survey of brain-inspired intelligent robots: Integration of vision, decision, motion control, and musculoskeletal systems. *IEEE Transactions on Cybernetics*, 52(10):11267–11280, 2021.
2. Wulfram Gerstner and Werner M Kistler. *Spiking neuron models: Single neurons, populations, plasticity*. Cambridge university press, 2002.
3. Alan L Hodgkin and Andrew F Huxley. A quantitative description of membrane current and its application to conduction and excitation in nerve. *The Journal of physiology*, 117(4):500, 1952.
4. Yueh-Hua Wu, Nontawat Charoenphakdee, Han Bao, Voot Tangkaratt, and Masashi Sugiyama. Imitation learning from imperfect demonstration. In *International Conference on Machine Learning*, pages 6818–6827. PMLR, 2019.
5. Tony Z. Zhao, Vikash Kumar, Sergey Levine, and Chelsea Finn. Learning fine-grained bimanual manipulation with low-cost hardware. *arXiv preprint arXiv:2304.13705*, 2023.
6. Cheng Chi, Siyuan Feng, Yilun Du, Zhenjia Xu, Eric Cousineau, Benjamin Burchfiel, and Shuran Song. Diffusion policy: Visuomotor policy learning via action diffusion. *arXiv preprint arXiv:2303.04137*, 2023.
7. Ziqing Wang, Yuetong Fang, Jiahang Cao, Qiang Zhang, Zhongrui Wang, and Renjing Xu. Masked spiking transformer. In *Proceedings of the IEEE/CVF International Conference on Computer Vision*, pages 1761–1771, 2023.
8. Zhaokun Zhou, Yuesheng Zhu, Chao He, Yaowei Wang, Shuicheng Yan, Yonghong Tian, and Li Yuan. Spikformer: When spiking neural network meets transformer. *arXiv preprint arXiv:2209.15425*, 2022.
9. Duzhen Zhang, Tielin Zhang, Shuncheng Jia, and Bo Xu. Multi-scale dynamic coding improved spiking actor network for reinforcement learning. In *Proceedings of the AAAI Conference on Artificial Intelligence*, volume 36, pages 59–67, 2022.
10. Ding Chen, Peixi Peng, Tiejun Huang, and Yonghong Tian. Fully spiking actor network with intralayer connections for reinforcement learning. *IEEE Transactions on Neural Networks and Learning Systems*, 2024.
11. Katerina Maria Oikonomou, Ioannis Kansizoglou, and Antonios Gasteratos. A hybrid spiking neural network reinforcement learning agent for energy-efficient object manipulation. *Machines*, 11(2):162, 2023.
12. Guo-qiang Bi and Mu-ming Poo. Synaptic modifications in cultured hippocampal neurons: dependence on spike timing, synaptic strength, and postsynaptic cell type. *Journal of neuroscience*, 18(24):10464–10472, 1998.
13. Sen Song, Kenneth D Miller, and Larry F Abbott. Competitive hebbian learning through spike-timing-dependent synaptic plasticity. *Nature neuroscience*, 3(9):919–926, 2000.
14. Bodo Rueckauer, Iulia-Alexandra Lungu, Yuhuang Hu, Michael Pfeiffer, and Shih-Chii Liu. Conversion of continuous-valued deep networks to efficient event-driven networks for image classification. *Frontiers in neuroscience*, 11:682, 2017.
15. Abhronil Sengupta, Yuting Ye, Robert Wang, Chiao Liu, and Kaushik Roy. Going deeper in spiking neural networks: Vgg and residual architectures. *Frontiers in neuroscience*, 13:95, 2019.
16. Chankyu Lee, Syed Shakib Sarwar, Priyadarshini Panda, Gopalakrishnan Srinivasan, and Kaushik Roy. Enabling spike-based backpropagation for training deep neural network architectures. *Frontiers in neuroscience*, 14:497482, 2020.

17. Emre O Neftci, Hesham Mostafa, and Friedemann Zenke. Surrogate gradient learning in spiking neural networks: Bringing the power of gradient-based optimization to spiking neural networks. *IEEE Signal Processing Magazine*, 36(6):51–63, 2019.
18. Jiahang Cao, Ziqing Wang, Hanzhong Guo, Hao Cheng, Qiang Zhang, and Renjing Xu. Spiking denoising diffusion probabilistic models. In *Proceedings of the IEEE/CVF Winter Conference on Applications of Computer Vision*, pages 4912–4921, 2024.
19. Zhixing Hou, Maoxu Gao, Hang Yu, Mengyu Yang, and Chio-In Jeong. Sdp: Spiking diffusion policy for robotic manipulation with learnable channel-wise membrane thresholds. *arXiv preprint arXiv:2409.11195*, 2024.
20. Mayank Bansal, Alex Krizhevsky, and Abhijit Ogale. Chauffeurnet: Learning to drive by imitating the best and synthesizing the worst. *arXiv preprint arXiv:1812.03079*, 2018.
21. Mariusz Bojarski. End to end learning for self-driving cars. *arXiv preprint arXiv:1604.07316*, 2016.
22. Ajay Mandlekar, Danfei Xu, Josiah Wong, Soroush Nasiriany, Chen Wang, Rohun Kulkarni, Li Fei-Fei, Silvio Savarese, Yuke Zhu, and Roberto Martín-Martín. What matters in learning from offline human demonstrations for robot manipulation. *arXiv preprint arXiv:2108.03298*, 2021.
23. Nur Muhammad Shafiullah, Zichen Cui, Ariuntuya Arty Altanzaya, and Lerrel Pinto. Behavior transformers: Cloning k modes with one stone. In *Advances in Neural Information Processing Systems*, volume 35, pages 22955–22968, 2022.
24. Jimmy Wu, Xingyuan Sun, Andy Zeng, Shuran Song, Johnny Lee, Szymon Rusinkiewicz, and Thomas Funkhouser. Spatial action maps for mobile manipulation. *arXiv preprint arXiv:2004.09141*, 2020.
25. Jonathan Ho, Ajay Jain, and Pieter Abbeel. Denoising diffusion probabilistic models. *Advances in neural information processing systems*, 33:6840–6851, 2020.
26. Jiaming Song, Chenlin Meng, and Stefano Ermon. Denoising diffusion implicit models. *arXiv preprint arXiv:2010.02502*, 2020.
27. William Peebles and Saining Xie. Scalable diffusion models with transformers. In *Proceedings of the IEEE/CVF International Conference on Computer Vision*, pages 4195–4205, 2023.
28. Diederik P Kingma. Auto-encoding variational bayes. *arXiv preprint arXiv:1312.6114*, 2013.
29. Ashish Vaswani, Noam Shazeer, Niki Parmar, Jakob Uszkoreit, Llion Jones, Aidan N Gomez, Lukasz Kaiser, and Illia Polosukhin. Attention is all you need. In *Advances in Neural Information Processing Systems*, 2017.
30. The braincog embot engine. <https://www.brain-cog.network/embot>.