

Two-dimensional Topological Quantum Chemistry and Catalog of Topological Materials

Urko Petralanda,^{1,*} Yi Jiang,^{2,†} B. Andrei Bernevig,^{3,2,4,‡} Nicolas Regnault,^{5,3,6,§} and Luis Elcoro^{1,¶}

¹*Department of Physics, University of the Basque Country UPV/EHU, Apartado 644, 48080 Bilbao, Spain*

²*Donostia International Physics Center (DIPC), Paseo Manuel de Lardizábal, 20018, San Sebastián, Spain*

³*Department of Physics, Princeton University, Princeton, New Jersey 08544, USA*

⁴*IKERBASQUE, Basque Foundation for Science, Bilbao, Spain*

⁵*Center for Computational Quantum Physics, Flatiron Institute, 162 5th Avenue, New York, NY 10010, USA*

⁶*Laboratoire de Physique de l'Ecole normale supérieure, ENS, Université PSL, CNRS, Sorbonne Université, Université Paris-Diderot, Sorbonne Paris Cité, 75005 Paris, France*

We adapt the topological quantum chemistry formalism to layer groups, and apply it to study the band topology of 8,872 entries from the computational two-dimensional (2D) materials databases [C2DB](#) and [MC2D](#). In our analysis, we find 4,073 topologically non-trivial or obstructed atomic insulator entries, including 905 topological insulators, 602 even-electron number topological semimetals, and 1,003 obstructed atomic insulators. We thus largely expand the library of known topological or obstructed materials in two dimensions, beyond the few hundreds known to date. We additionally classify the materials into four categories: experimentally existing, stable, computationally exfoliated, and not stable. We present a detailed analysis of the edge states emerging in a number of selected new materials, and compile a [Topological 2D Materials Database \(2D-TQCDB\)](#) containing the band structures and detailed topological properties of all the materials studied in this work. The methodology here developed is implemented in new programs available to the public, designed to study the topology of any non-magnetic monolayer or multilayer 2D material.

I. INTRODUCTION

Nearly two decades ago, the theoretical prediction [1–3] and the first experimental verification [4] of the 2D quantum spin Hall (QSH) effect sparked strong interest in topological insulators (TIs), which continues to grow to this day. During this time, various classes of topological insulators beyond QSH insulators [5–7] have contributed to the expanding field of topology in non-magnetic materials.

These initial discoveries were achieved using two-dimensional (2D) material platforms such as HgTe thin films. Graphene monolayers have provided us with the most basic Dirac semimetal [8]. Nevertheless, the modest number of experimentally realized monolayers gradually turned researchers' attention to 3D materials in search of manifestations of topology in solids. This trend has surged in the past decade, during which symmetry-based methods to diagnose topology in crystals, including Topological Quantum Chemistry (TQC) [9] and Symmetry Indicators [10] were used to computationally predict thousands of 3D topological insulators [11–14] in recent years.

However, two-dimensional topological insulators possess fundamental features essential for future topological device architectures [15, 16]. The one-dimensional protected edge states in 2D-QSH insulators have been proposed [17] as a platform to realize Majorana anyons when coupling to a superconductor [18]. In addition, the low dimensionality of monolayers offers important advantages, such as the ability to tune

physical properties through multilayer design, including adjusting the twisting angle formed by the components [19].

The library of experimentally fabricated 2D materials has steadily grown since graphene was first exfoliated two decades ago [8]. Computational exploration of these materials, especially by means of density functional (DFT) theory calculations has, in parallel, made substantial progress during this time. This progress is reflected in the several 2D materials databases that collect thousands of monolayers relaxed and studied in detail by DFT [20–23]. This creates an opportunity for researchers to predict new materials and to discover potential monolayers that merit further experimental investigation, in particular QSH insulators [24–27]. In addition, a few topological crystalline and obstructed atomic insulators [24, 26, 28–30] have also been identified among monolayers. Nevertheless, the catalogue of topological insulator monolayers remains small compared to their 3D counterparts, even when considering materials studied only by DFT. To our knowledge, no more than 300 topological insulator or obstructed atomic insulator monolayers have been identified, in contrast to over 9000 such 3D materials known [13, 31].

In this work, we adapt the TQC formalism to study the topology of materials with layer group (LG) symmetry. To accomplish this, we have developed a set of new programs in the [Bilbao Crystallographic Server \(BCS\)](#) [32–34] to work with layer groups. The new programs include: [LBANDREP](#), [DL-COMPREL](#), [DLSITESYM](#), [Topological Indices, Representations DLSG](#), [Check Topological Layer Mat.](#) and [RSI-layer](#). We apply the formalism to 8,872 entries of monolayers from the computational materials databases [C2DB](#) [20, 21] and [MC2D](#) [22, 35]. We build a comprehensive online database, [Topological 2D Materials Database \(2D-TQCDB\)](#), which provides the band structures and topological properties of each material studied in this work.

Groups of connected bands in a crystal that are disconnected from the rest can be interpreted as trivial (or Band

* These authors contributed equally to this work.; urko.petralanda@ehu.eu

† These authors contributed equally to this work.

‡ bernevig@princeton.edu

§ regnault@princeton.edu

¶ luis.elcoro@ehu.eu

Representations - BRs) if they can be induced from atomic orbitals. In a topological insulator at the Fermi level, however, the valence band does not accept an atomic limit [36]. In TQC theory [9], elementary BRs (EBRs) are defined as the (finite) basis of trivial bands induced from atomic orbitals. This allows to classify a gapped set of bands into two categories, trivial or topological, depending on whether they can be expressed as linear combinations of EBRs. In this method, developed for 3D materials, DFT calculations are combined with symmetry analysis to classify band structures into eight types of topologies: Linear combination of EBRs (LCEBR), Split EBR (SEBR), Not a Linear Combination (NLC), Enforced Semimetal (ES), Enforced Semimetal with Fermi level Degeneracy (ESFD), FRAGILE, ESFDplusAccidental and AccidentalFermi [9]. The method has recently been extended to account for phases with an obstructed atomic limit (OAL) [31], including the Obstructed Atomic Insulator (OAI) and Orbital-selected Obstructed Atomic Insulator (OOAI) classes. In our current search on 2D materials, we have found 905 TIs (SEBR or NLC), 2,129 topological semimetals (ES or ESFD), 1,003 OAI, and 36 OOAI. Therefore our results substantially expand the collection of known topologically non-trivial and obstructed atomic limit materials in the literature. We highlight a series of materials extracted from the high-throughput study, including novel TIs, TSMs, and OAIs. Finally, we select two materials and conduct a detailed analysis of their edge states when they are cut into ribbons. One is Bi_2Br_2 in LG 15 ($p2_1/m11$) (2D-TQC 1.3.6), a monolayer predicted to be thermodynamically stable in the C2DB, which we find in this work to be an NLC QSH insulator. The other one is Re_4Se_8 in LG 2 ($p\bar{1}$) (2D-TQC 3.1.2), an experimentally existing monolayer, which we identify as an OAI. Our formulation of TQC for layer groups will enable the study of new 2D materials including multilayer materials, which are also described by LGs.

II. WORKFLOW

Our workflow is divided into three major phases: development of new BCS programs, structure preparation, and topological analysis (see diagram in Fig. 1).

A. New BCS programs

In the first phase, we wrote a set of programs in the BCS [32–34] enabling us to perform the TQC analysis on layer groups. The new programs are designed to a) process the crystal structure files before performing first principles calculations, and b) analyze the results of ab initio calculations. For step a), we wrote a program that can transform a regular CIF format file of a structure in any space group setting and cell (primitive/conventional) into a CIF file in its primitive unit cell, containing its layer group standard setting symmetry operations and layer group Wyckoff position (WP) labels. For step b), we first wrote programs to handle (double) layer group irreps (see Section S1 for extended details), which

are now available in the BCS,. Among the new programs, we highlight DLCOMPREL, LBANDREP, Check Topological Layer Mat., and RSI-layer. DLCOMPREL is a database that gives the compatibility relations between the irreps of the little groups of a pair of k-vectors with a group-subgroup relation. The output of LBANDREP shows, for a given (double) LG, the band representations induced from every irrep of the site-symmetry group of every Wyckoff position. The program also identifies the set of EBRs and, among these EBRs, it points out which EBRs are decomposable or not. The knowledge of all the EBRs subsequently allowed us to write the Check Topological Layer Mat. program. This program can determine whether, and if so, how a set of bands can be expressed as a linear combination of EBRs, thereby (partially) determining its topology. Finally, we have calculated all real space indices (RSIs) for all LG at any Wyckoff position (WP), which are available in the RSI-layer program. A more detailed description of the new BCS programs introduced in this work is given in the Supplementary Material (SI), S1.

B. Structure preparation

In the second phase, we extracted structural data from the computational databases C2DB [20, 21] and MC2D [22]. From the C2DB, we selected two groups of structures. One group consists of all non-magnetic structures labeled as highly thermodynamically and/or dynamically stable. In the database, a structure is defined as highly thermodynamically stable if it lies less than 0.2 eV/atom above the convex hull minimum. The requirement for a structure to be labeled as dynamically stable is that neither the stiffness tensor nor the Γ point hessian matrix of the 2×2 supercell of the material presents negative eigenvalues. This data was previously calculated in C2DB. Under these criteria, 4462 stable structures were found. The second group of C2DB structures consisted of all non-magnetic structures with fewer than 40 electrons per unit cell, which were not included in the previous group. 2095 entries were found to satisfy these conditions. In total, 6557 C2DB entries were thus collected for further analysis. As the C2DB is continuously enhanced, the number of structures satisfying these criteria is expected to increase over time. From the MC2D, we retrieved the numerical identification codes for 2763 relaxed 2D structures from the Raw Data section within the website’s API and subsequently downloaded all the structures associated with those codes. We note that the magnetization of only a small fraction of the MC2D structures has been studied. In our approach, we treated materials whose magnetization has not been studied in MC2D as non-magnetic. We then processed all the structures collected from the two databases to identify the symmetry operations that keep the set of atomic positions invariant and, thus, to assign a LG to the structure. It should be stressed that, in most cases, the structure data are given in P1 space group and the structure file contains the whole set of atomic positions in a primitive unit cell with no reference to the symmetry operations. We initially converted the original files into standard CIF files using the Atomic Simulation Environment (ASE) [37] and then

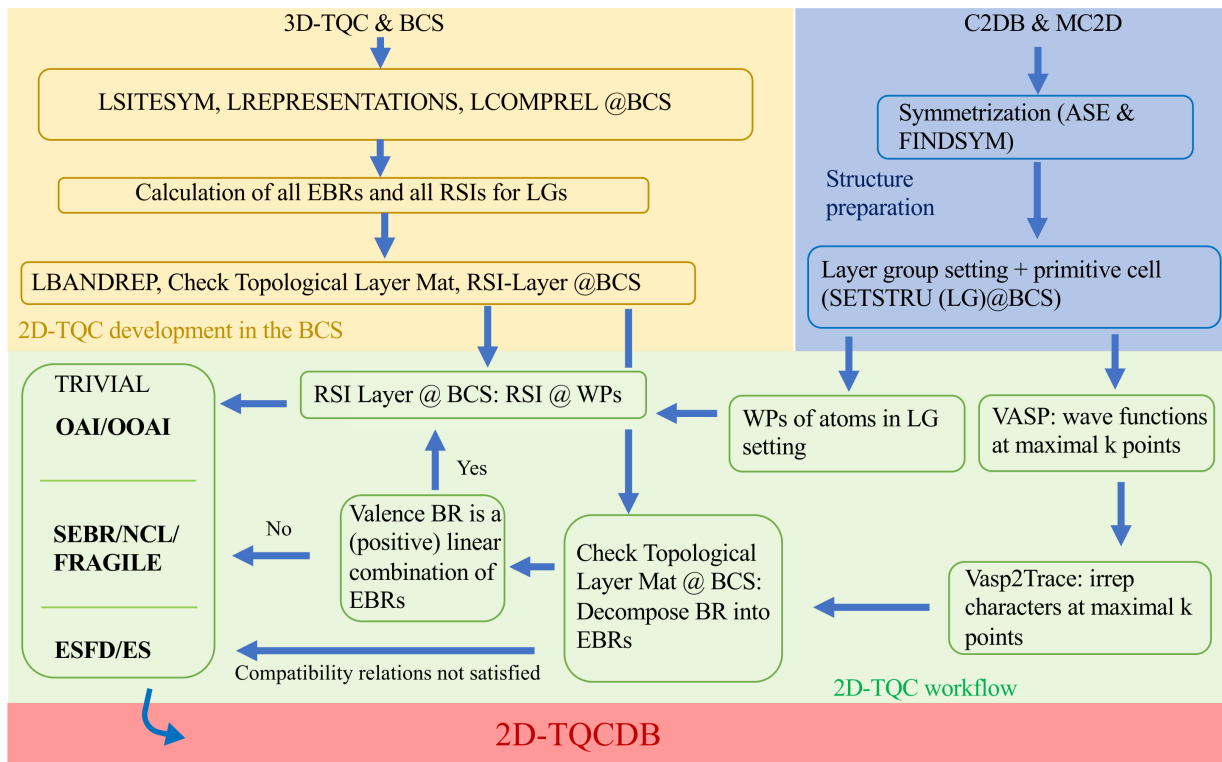


FIG. 1. Flowchart of the process for the discovery of monolayer topological materials. It consists of three stages. The first one involves the adaptation of Topological Quantum Chemistry (TQC) to layer groups (LGs). This includes the development of new programs in the **BCS**. During the structure preparation stage, entries from the 2D materials computational databases **C2DB** and **MC2D** are processed using the Atomic Simulation Environment (ASE), **FINDSYM**, and the **BCS**. In the 2D-TQC workflow, a combination of **VASP**, **Vasp2Trace**, and **BCS** is used to classify structures based on their band topology. Finally, the data are added to the **Topological 2D Materials Database (2D-TQCDB)**.

symmetrized them using the **FINDSYM** utility [38]. We then performed a transformation of the structure description into the standard setting of the corresponding LG. Finally, in those LGs whose standard setting is c-centered, we transformed the structure description to a primitive unit cell defined by \mathbf{a} -, \mathbf{b} -, $\mathbf{a}+\mathbf{b}$ and \mathbf{c} unit cell vectors.

C. Topological analysis

The third phase comprised screening of the selected structures for electronic topology using the TQC formalism adapted to LGs. Detailed descriptions of the TQC approach are provided in Refs. [9, 11, 31], while our adaptation to LGs is described in Section S1. We first calculated the wave functions (WFs) at high symmetry (maximal) \mathbf{k} points of the Brillouin Zone (BZ) using the DFT code **VASP** [39, 40] (see Section S6 in the SI for details of the computational parameters of **VASP** calculations). Under a symmetry operation of the little group of \mathbf{k} , a set of degenerate Bloch eigenstates transforms into itself, i.e., the symmetry operation transforms a given eigenstate into a linear combination of eigenstates with the same energy. We can calculate, thus, a square matrix that represents the way this subset of states transforms under the given symmetry operation. The matrices calculated for every operation of the little group of \mathbf{k} form a representation of the

little group. We have used the program **Vasp2trace** [11, 13] to calculate, for every symmetry operation of the little group, the traces of the matrices. The list of traces of all the calculated bands at every maximal \mathbf{k} are introduced into the program **Check Topological Layer Mat.** to identify the representations making use of the previously tabulated irreps of the little groups in the database **Representations DLSG**.

In the next step, the program uses the number N_e of electrons in the primitive unit cell to check whether these electrons fully occupy subsets of degenerate states at every maximal \mathbf{k} point. If at some maximal \mathbf{k} points a set of degenerate states is partially occupied, we find three different cases: (a) the partially occupied degenerate states correspond to a single irrep, i.e., the whole set of degenerate states transform as a single irrep at every \mathbf{k} point with partially occupied sets. The compound is tagged as **ESFD**. (b) The sets of degenerate states transform, at every \mathbf{k} point, as the direct sum of two or more irreps. The compound is tagged as *Accidental Degeneracy*. (c) We find a mixed result: at some \mathbf{k} point(s) we have the (a) case and at other \mathbf{k} point(s) we have the (b) case. These compounds are tagged as *ESFD plus Accidental* because the compound is undoubtedly **ESFD**, but the band structure close to the Fermi level has accidental degeneracies. If the program finds that there are no partially occupied degenerate states in any maximal \mathbf{k} point, it constructs the so-called symmetry data vector (SDV) that contains the multiplicities of every irrep at every

maximal \mathbf{k} point in the decomposition of the complete set of occupied bands at \mathbf{k} . Making use of the compatibility relations gathered in [DLCOMPREL](#), the program checks whether the sets of N_e eigenstates at every pair of maximal \mathbf{k} points can be interconnected, i.e., the subduction of the whole set of irreps into the common line that joins the two \mathbf{k} points and whose little group is a subgroup of the little groups of both \mathbf{k} points, gives as a result exactly the same multiplicities for all the irreps in the line. If for some pair of \mathbf{k} points the multiplicities are not the same, bands at each point must be connected with bands at the other point but located in the conduction band. The program tags this compound as enforced semimetal (ES). If all the pairs of multiplicities match, there is a gap between the first N_e (valence) bands and the (conduction) rest of bands. The compound has the band structure of an insulator. In this case, the program tries to perform a linear decomposition of the symmetry data vector into EBRs. If a linear combination of EBRs with positive integers equates to the symmetry data vector, then the material is labeled at this stage as a trivial insulator (LCEBR); If the SDV can be expressed as an integer combination of EBRs with at least one negative coefficient, the material is considered to have fragile topology (FRAGILE).

When all the previous options have been discarded, the compound is a topological insulator. In the next step the program tries to express the whole set of bands as integer linear combination of EBRs and parts of decomposable EBRs, if there are such EBRs in the LG. When this decomposition is possible, the compound is tagged as Split EBR (SEBR). Stanene is a prototype of this type of material [41]. Finally, if the symmetry data vector cannot be expressed as a linear combination of EBRs, or split parts of decomposable EBRs, the material is also a topological insulator and is classified as NLC. A notable example of this is monolayer $1T'$ -WTe₂ [42] in LG 15 ($p2_1/m11$) (2D-TQC 1.1.6). The [Check Topological Layer Mat.](#) program provides the values for topological indices that characterize the topological class of the material, and in the new [Topological Indices](#) program we have tabulated all possible independent topological indices of all LGs. In Section S3 of the SI, we provide an overview of the derivation of these topological indices and their physical implications.

In LCEBR materials, we account for obstructed and orbital-selected obstructed atomic insulators (OAI and OOAI, respectively). For this, we first extract the atomic WPs from cif files and the populated orbitals of elements in their atomic configurations from the POTCAR file of VASP. In an OAI, at least one Wannier center exists at an empty site that cannot be adiabatically moved to an atomic site without breaking the crystal symmetry. The OAIs are identified through the RSIs (see Appendix C of the Supplementary Information in Ref. [31]). In LGs, the derivation of the RSI is again analogous to that in space groups. We consider an orbital at a Wyckoff position W with site-symmetry group (SSG) \mathcal{G}^W , which transforms as an irrep of \mathcal{G}^W . If this orbital can be adiabatically moved through a Wyckoff position w with SSG $\mathcal{G}^w < \mathcal{G}^W$ while preserving the symmetry of the system, it implies that the irrep of \mathcal{G}^W can be induced from irreps of \mathcal{G}^w . Based on this principle, we can establish conditions for any physical orbital located at any

WP (of any space group) to remain pinned. We have adapted the procedure developed in Ref. [31] for SG, to layer group and obtained all RSI for all WP of all (double) LGs. They are tabulated in the new [BCS](#) program [RSI-layer](#). A material is classified as an OAI if there exists at least a non-vanishing RSI at one empty WP and, moreover, all other WPs of higher symmetry connected to it are also empty. If all non-zero RSIs correspond to occupied WPs (or to WPs connected to occupied WPs of higher symmetry), the program finally checks whether the whole set of bands described by the SDV can be expressed as a linear integer combination of BRs induced from orbitals in the outer shell of the atoms in the corresponding WPs. If this set of linear diophantine equations has no solution, the compound is tagged as OOAI. Otherwise it remains LCEBR.

III. MATERIALS STATISTICS AND EXAMPLES

Our analysis identified a total of 4,073 topologically non-trivial or obstructed entries, including 905 topological insulators (647 SEBR and 258 NLC, with 139 having a non-zero direct gap), 2,129 topological semimetals (19 ES and 2,110 ESFD), 1,003 OAIs, and 36 OOAI. We therefore show that over 46.27 % of the 8,872 2D materials studied exhibit non-trivial band topology or an obstructed atomic limit, with a significant fraction, about 10.28 % of 2D materials, being topological insulators. In addition, we found 66 materials with accidental fermi degeneracy. In this type of material, a small perturbation (or another DFT pseudopotential choice) will lift the accidental degeneracy between distinct irreps at the Fermi level, pushing it into one of the main topological categories. It can also happen that a material has a band gap that is too small for DFT to distinguish it, so the irreps appear to be accidentally degenerate, with a typical example being graphene.

Most of the studied 2D materials have yet to be fabricated, grown or exfoliated experimentally. Through a literature review, we found about 170 entries corresponding to experimentally fabricated non-magnetic materials, either in monolayer or few-layer configurations. Among these, we identified 86 as topological or possessing an OAI. Previously conducted high throughput studies on the band topology of monolayers employed a diverse array of techniques, including Wilson loops [24], symmetry indicators [26] and spin-orbit spillage screening [27], among others [45–48]. To our knowledge, these searches resulted in the identification of approximately 400 topological non-magnetic 2D materials. This includes around 250 TIs [24–27, 45], ~ 150 TSMs [26, 49, 50], and ~ 40 OAIs [51–55]. Our work represents an exhaustive search and increases the number of identified topological materials 10 fold.

We have tabulated all topological materials in the tables shown in Section S8 in the SI. Materials in each class (TI, TSM, OAI and OOAI) are further categorized as experimentally existing, computationally exfoliated ([MC2D](#)), stable ([C2DB](#)) and not stable ([C2DB](#)). The tables list their LG, gap, direct gap, database link, database code, topology type, link to experimental synthesis paper (if available) and ICSD/COD codes of parent 3D materials from which they may be exfoliated (if applicable). For TIs, (O)OAIs and TSMs we ad-

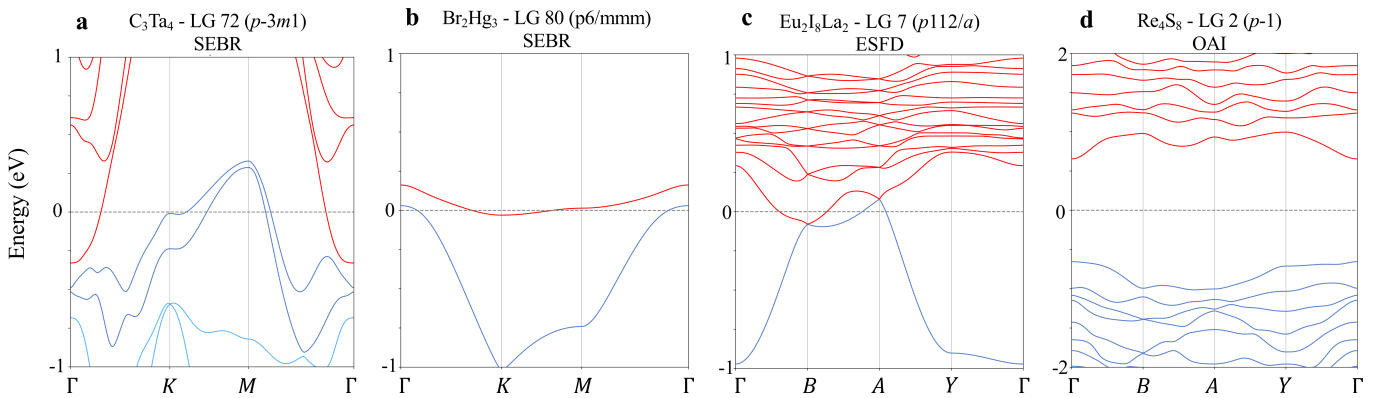


FIG. 2. Materials selected from the high-throughput search. We show, in all cases, the formula, layer group (LG), and topological type of the material. Valence (conduction) bands are drawn in blue (red) unless the bands belong to a BR with fragile topology, in which case they are drawn in light blue (magenta). In **a**, MXene C_3Ta_4 in LG 72 ($p\bar{3}m1$) (2D-TQC 1.1.12) is a SEBR and QSH insulator that has been experimentally realized in monolayer [43]. In **b**, Br_2Hg_3 in LG 80 ($p6/mmm$) (2D-TQC 1.2.133) is a computationally exfoliated monolayer topological insulator with SEBR topology. In **c**, $Eu_2I_8La_2$ in non-centrosymmetric LG 7 ($p112/a$), (2D-TQC 2.2.30) is a computationally exfoliated Dirac semimetal. In **d**, Re_4S_8 in LG 2 ($p\bar{1}$) (2D-TQC 3.1.1) is an experimentally existing [44] obstructed atomic insulator.

ditionally provide the topological indices, RSIs, and number of electrons, respectively (a brief description of the tables is given in Section S7).

In Fig. 2, we showcase four representative materials discovered in this work. In Fig. 2(a) we present the band structure of a newly identified, experimentally realized [56] topological insulator of QSH type, MXene C_3Ta_4 in LG 72 ($p\bar{3}m1$) (2D-TQC 1.1.12). It features a direct gap of 10 meV at the Γ point, with zero global gap, and a SEBR topology. In Fig. 2(b) we display the band plot of Br_2Hg_3 in LG 80 ($p6/mmm$) (2D-TQC 1.2.133). It is a computationally exfoliated monolayer from the MC2D database, identified in this work as a TI of the SEBR type. Its topological index is $z_{m6,0} = 1$, corresponding to the mirror Chern number [57] (MCN), protected by the mirror plane at $k_z = 0$. The material is thus at the same time a QSHI and a TCI. This type of TI has also been termed as *dual* topological insulator [58]. In Fig. 2(c) we show the bands of $Eu_2I_8La_2$ in non-centrosymmetric LG 7 ($p112/a$), (2D-TQC 2.2.30), a computationally exfoliated 2D Dirac semimetal, which displays two symmetry enforced crossings near the Fermi level. Re_4S_8 in LG 2 ($p\bar{1}$) (2D-TQC 3.1.1, shown in Fig. 2(d), is an experimentally realized [59] monolayer that we have identified as an obstructed atomic insulator [31]. The material has a gap of 1.28 eV, and its RSIs can be found in Section S11B of Section S11 of the SI. It exhibits non-vanishing $\delta(b)$ and $\delta(d)$ RSIs (see the definition of the RSIs in Ref. [31], while only e WPs are occupied by atoms in the crystal. Obstructed edge states arising from charge filling anomaly [60, 61] are expected to emerge at both b and d WPs when the material is cut into finite ribbons passing through these positions. Nanoribbons of the material that preserve inversion symmetry are expected to show symmetry-protected, localized fractional corner charges [62, 63].

Our topological analysis includes a comprehensive characterization of the topology of all computed bands in all materials, not only the full valence band. All the band topologies are displayed in the 2D-TQCDB. There are topologically triv-

ial materials that can exhibit topological bands away from the Fermi level, of interest for optical measurements. We also have searched for materials displaying fragile topology [64] near E_F . Fragile topological materials are scarce; in fact, we are not aware of any crystalline real material with fragile cumulative topology at the Fermi level [65]. In Section S4 of the SI we show a material, Cu_2H_4 in LG 72 ($p\bar{3}m1$) (2D-TQC 2.4.669), which presents cumulative fragile topology at $N_e - 1$ electrons (where N_e is the total number of electrons). TBG is known to exhibit fragile topological bands at the Fermi level, which can play an important role in its correlated phases [66, 67]. Other materials have also recently been shown to host fragile bands at or near E_F [13, 65]. We note that in this work, we have found a set of materials displaying a group of fragile bands that are disconnected from other bands at the Fermi level too. The topology of all isolated groups of bands of all materials is available in the 2D-TQCDB. In Section S4 of the SM we provide extensive details about the highlighted materials in Fig. 2, and in Table S3 of the SI we include a table with experimentally realized materials with fragile bands near E_F .

We also find a rich variety of topological semimetals, beyond the example showcased in Fig. 2. In Section S5 of the SI, we present some representative materials. These include computationally exfoliated $O_6P_2Sn_2$ in LG 5 ($p11a$) (2D-TQC 2.2.25); Ir_2S_6 in $p11a$ (2D-TQC 2.3.34), a dynamically stable topological semimetal containing *hourglass* dispersion [68, 69] at E_F ; Cu_2F_4 , in LG 63 ($p4/mbm$) (2D-TQC 2.2.203), a computationally exfoliated nodal line semimetal with a Dirac crossing near E_F ; Ir_2O_4 in LG 15 ($p2_1/m11$), a dynamically stable, non-symmorphic semimetal with 4D crossings (2D-TQC 2.3.134). In Section S5 of the SI, we provide an overview of topological semimetals from the perspective of TQC and discuss in detail all of the TSM highlighted in the main text.

Our results are available through the 2D-TQCDB website to the community, as a part of the Topological Quantum Chem-

istry website [9, 11, 13]. Currently, it consists now of around 9K entries and will be open to further enhancement as new 2D materials emerge. In Section S2 of the SI we provide a more detailed overview of some of the features of the database.

IV. EDGE STATES IN SELECTED MATERIALS

Topologically protected conductive edge states appear in 2D topological materials. They emerge as a consequence of the so-called bulk-boundary correspondence: the topologically distinct wave function cannot be adiabatically continued to the exterior of the material, where topological indices vanish resulting in the closing of the band gap at the interface. In OAI, in-gap edge states arise from an anomalous valence band filling, caused by at least one Wannier center being pinned at an empty site in the crystal, and the requirement for charge neutrality in the system. They could play a role as centers of high catalytic activity [31, 70, 71].

Among the new materials we have identified, we selected a topological insulator representative, Bi_2Br_2 with LG 15 ($p2_1/m11$) (2D-TQC 1.3.6), recently added to the C2DB, and an OAI, Re_4Se_8 , with LG 2 ($p\bar{1}$) (2D-TQC 3.1.2 and 3.1.3). The latter material exists as an experimental monolayer [44] and is present in both the C2DB and the MC2D. Bi_2Br_2 is predicted to be thermodynamically stable (0.13 eV/atom above the convex hull). We note that the hexagonal phase of Bi_2Br_2 is predicted as a QSH insulator in the literature [72], while the rectangular phase presented here has not been explored. In Fig. 3(a), we show top and lateral views of its structure. Fig. 3(b) displays its band structure. Without SOC, the material belongs to the ES class. When SOC is included in the calculation, a large gap of 0.64 eV is opened. The topological index of the material is labeled as $z_{2w,1} = 1$ using TQC notation, introduced in Ref. [73]. It corresponds to a time-reversal protected Z_2 index $\nu = 1$ QSH insulator, and its topological class is NLC. We study the topologically protected edge states of the material when it is cut into a ribbon shape whose edges are parallel to the a axis of the unit cell. (see further details of the model in Section S6 of the SI). We calculated the electronic properties based on a tight-binding (TB) model constructed from maximally localized Wannier functions (MLWF) [74]. In Fig. 3(c) we show the band structure of a semi-infinite length ribbon structure calculated using the Green's function method, as implemented in the WannierTools [75]. A Dirac cone emerges at the Γ point, formed by topologically protected helical edge states.

In the case of Re_4Se_8 , we show its unit cell in Fig. 4(a), where Se atoms are arranged in octahedral networks around Re atoms. The non-vanishing RSIs for this material, in LG 2 ($p\bar{1}$), are located at inversion-symmetric WP a and c . Since atoms in Re_4Se_8 only occupy the generic e WPs, the material is identified as an OAI. The program RSI-layer shows that these non-vanishing RSIs are of the Z-type, equating to $\delta_a = -m(-\text{Au}-\text{Au}@a) + m(-\text{Ag}-\text{Ag}@a)$ at WP a and $\delta_c = -m(-\text{Au}-\text{Au}@c) + m(-\text{Ag}-\text{Ag}@c)$ at WP c . To verify the existence of mid-gap obstructed edge states (OES) arising from filling anomaly, we first built a TB model (see further

details of the model in the SM). We then chose the crystallographic plane (1,-1,0), to cut the monolayer into a ribbon. This plane passes through WP a and avoids all atomic positions, as shown with the dashed lines in Fig. 4(a), where the a WPs are represented by red spheres. To investigate the obstructed edge states, we perform a semi-infinite ribbon calculation (see Fig. 4(b)), showing four mid-gap states that form two pairs of 2-fold Kramers degenerate states at time-reversal invariant momenta, per ribbon edge. Since a WP is the only empty WP with nonzero RSIs at this edge of the ribbon, it suggests that WP a contains four spinful Wannier states. In Section S6 of the SI, we repeat the calculation, but with the edge of the ribbon cutting through the (1,0,0) plane of the structure instead, so the ribbon edge passes through both a and c positions. In Fig. S17 of the SI we show a comparison between structures and the edge states emerging in both ribbon terminations: one crossing only a WP, as in the main text, and another one crossing both WPs a and c . In the latter system, we observe eight OES per ribbon edge, since it has contributions from two obstructed WPs. As a material with an OAL, Re_4Se_8 may present corner states protected by symmetry if an inversion-symmetric ribbon were fabricated.

V. DISCUSSION

We have adapted the TQC formalism to account for symmetry-indicated topology and real space indices in non-magnetic materials with layer group symmetry, and implemented these changes in several new programs of the Bilbao Crystallographic Server. We have applied the formalism to 8,872 entries from computational 2D materials databases C2DB and MC2D. Over 46.27 % of the monolayers studied are topologically non-trivial or present an obstructed atomic limit. The materials studied include at least 110 experimentally existing monolayers, and enhance the library of topological or OAL monolayers by an order of magnitude.

Our work provides experimental physicists and chemists with an atlas of monolayer materials towards which to direct synthesis efforts. After the immense progress in 2D material synthesis over the last two decades [59, 76], the field is currently experiencing a new revolution, that of twisting different monolayers. Our database then offers important insight into candidates with the desired topological properties, chosen from among the tens of thousands of computationally predicted monolayers. Our work should be followed by a continuous progress in building new 2D materials computationally, accompanied by a thorough analysis of their topology. Simultaneously, progress should be made in methods to accurately predict the synthesis feasibility of computationally predicted monolayers [20, 22, 77].

On the theoretical side, our work will facilitate the study of topology in new monolayers and multilayers, thanks to the new programs of the BCS we introduce in this work and to the new 2D-TQCDB database. We note that thousands of monolayers in our work are predicted to present topologically protected or obstructed edge states, which should be analyzed in the future. Multilayer calculations should also be performed

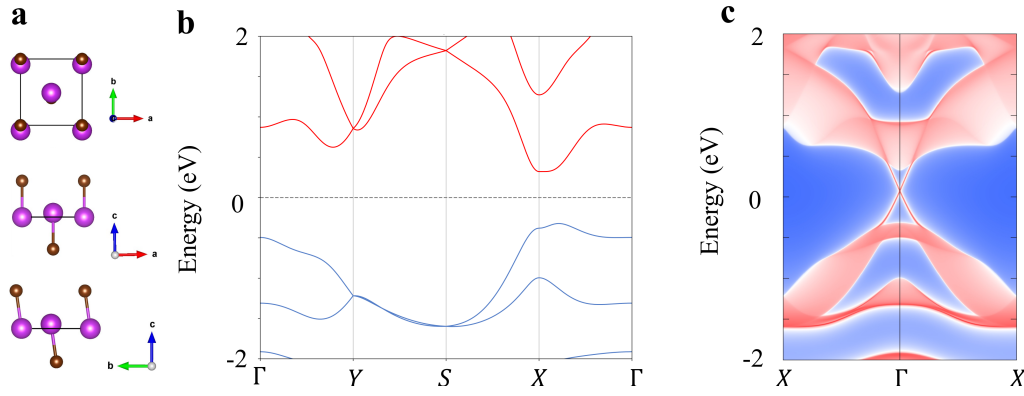


FIG. 3. Atomic and electronic properties of monolayer Bi_2Br_2 LG 15 ($p2_1/m11$) (2D-TQC 1.3.6). In **a** we show the top and lateral views of the compound. **b** presents the band structure calculated by DFT with SOC included, where valence bands are represented in red and conduction bands in blue. **c** displays the spectral function of the tight-binding model on a semi-infinite ribbon, cut along the (100) direction of the structure.

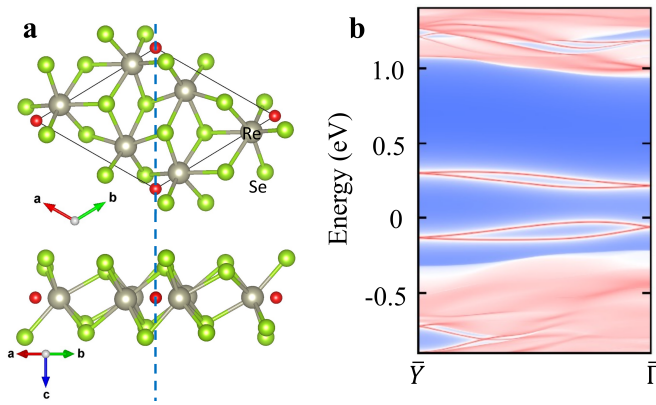


FIG. 4. Atomic and electronic properties of monolayer Re_4Se_8 , in LG 2 ($p\bar{1}$) (2D-TQC 3.1.1). In **a**, we see the lateral and top views of the compound. Re atoms, Se atoms, and a Wyckoff positions are represented by grey, green, and red spheres, respectively. **b** shows the spectral function of the tight-binding model on a semi-infinite ribbon, cut along the (1,-1,0) direction of the structure (the cutting plane is indicated with a blue dashed line in **a**).

in our systems. Over 1000 materials are predicted to present protected corner states in symmetry-preserving nanoribbons.

ACKNOWLEDGMENTS

We thank M. G. Vergniory, Titus Neupert, Hanqi Pi, and Grigori Skorupskii for fruitful discussions. We thank for technical support provided by the staff at SGIker (UPV/EHU/ERDF, EU), and the Atlas supercomputer of the Donostia International Physics Center.

Funding: U.P. acknowledges funding from the European Union's Next Generation EU plan through the María Zambrano Programme. U.P. and L.E. were supported by the Gov-

ernment of the Basque Country (Project No. IT1458-22). Y.J. was supported by the European Research Council (ERC) under the European Union's Horizon 2020 research and innovation program (Grant Agreement No. 101020833), as well as by the IKUR Strategy under the collaboration agreement between Ikerbasque Foundation and DIPC on behalf of the Department of Education of the Basque Government. B.A.B. was supported by the Gordon and Betty Moore Foundation through Grant No. GBMF8685 towards the Princeton theory program, the Gordon and Betty Moore Foundation's EPIQS Initiative (Grant No. GBMF11070), the Office of Naval Research (ONR Grant No. N00014-20-1-2303), the Global Collaborative Network Grant at Princeton University, the Simons Investigator Grant No. 404513, the BSF Israel US foundation No. 2018226, the NSF-MERSEC (Grant No. MERSEC DMR 2011750), the Simons Collaboration on New Frontiers in Superconductivity, and the Schmidt Foundation at the Princeton University. The Flatiron Institute is a division of the Simons Foundation.

Author contributions: U.P. and B.A.B. conceived the study. U.P. performed DFT calculations, with the help of Y.J., Y.J. and U.P. performed edge state calculations of the highlighted materials. L.E. generated the crystallographic tables for layer groups, wrote all the new Bilbao Crystallographic Server programs, and performed the topological classification of the materials. U.P. and L.E. wrote the manuscript, with inputs from B.A.B., Y.J. and N.R.. N.R. curated the DFT data with help of U.P. and Y.J., and created the [2D-TQCDB](#) database. B.A.B. supervised the whole project. All authors contributed to the review and editing of the final draft.

Competing interests: The authors declare that they have no competing interests.

Data and materials availability: All data are available in the supplementary materials, through our public website [Topological 2D Materials Database](#). Additional data, along with any code required for reproducing the figures, are available from the authors upon reasonable request.

[1] C. L. Kane and E. J. Mele, Quantum spin hall effect in graphene, *Phys. Rev. Lett.* **95**, 226801 (2005).

[2] C. L. Kane and E. J. Mele, Z_2 topological order and the quan-

- tum spin hall effect, *Phys. Rev. Lett.* **95**, 146802 (2005).
- [3] B. A. Bernevig, T. L. Hughes, and S. Zhang, Quantum spin hall effect and topological phase transition in HgTe quantum wells, *Science* **314**, 1757–1761 (2006).
 - [4] M. König, S. Wiedmann, C. Brüne, A. Roth, H. Buhmann, L. W. Molenkamp, X. Qi, and S. Zhang, Quantum spin hall insulator state in HgTe quantum wells, *Science* **318**, 766–770 (2007).
 - [5] L. Fu, Topological crystalline insulators, *Phys. Rev. Lett.* **106**, 106802 (2011).
 - [6] W. A. Benalcazar, B. A. Bernevig, and T. L. Hughes, Quantized electric multipole insulators, *Science* **357**, 61–66 (2017).
 - [7] F. Schindler, A. M. Cook, M. G. Vergniory, Z. Wang, S. S. P. Parkin, B. A. Bernevig, and T. Neupert, Higher-order topological insulators, *Science Advances* **4**, 10.1126/sciadv.aat0346 (2018).
 - [8] K. S. Novoselov, A. K. Geim, S. V. Morozov, D. Jiang, Y. Zhang, S. V. Dubonos, I. V. Grigorieva, and A. A. Firsov, Electric field effect in atomically thin carbon films, *Science* **306**, 666–669 (2004).
 - [9] B. Bradlyn, L. Elcoro, J. Cano, M. G. Vergniory, Z. Wang, C. Felser, M. I. Aroyo, and B. A. Bernevig, Topological quantum chemistry, *Nature* **547**, 298 (2017).
 - [10] H. C. Po, A. Vishwanath, and H. Watanabe, Symmetry-based indicators of band topology in the 230 space groups, *Nature Communications* **8**, 10.1038/s41467-017-00133-2 (2017).
 - [11] M. G. Vergniory, L. Elcoro, C. Felser, N. Regnault, B. A. Bernevig, and Z. Wang, A complete catalogue of high-quality topological materials, *Nature* **566**, 480–485 (2019).
 - [12] T. Zhang, Y. Jiang, Z. Song, H. Huang, Y. He, Z. Fang, H. Weng, and C. Fang, Catalogue of topological electronic materials, *Nature* **566**, 475–479 (2019).
 - [13] M. G. Vergniory, B. J. Wieder, L. Elcoro, S. S. P. Parkin, C. Felser, B. A. Bernevig, and N. Regnault, All topological bands of all nonmagnetic stoichiometric materials, *Science* **376**, 10.1126/science.abg9094 (2022).
 - [14] B. J. Wieder, B. Bradlyn, J. Cano, Z. Wang, M. G. Vergniory, L. Elcoro, A. A. Soluyanov, C. Felser, T. Neupert, N. Regnault, and B. A. Bernevig, Topological materials discovery from crystal symmetry, *Nature Reviews Materials* **7**, 196–216 (2021).
 - [15] M. Z. Hasan and C. L. Kane, Colloquium: Topological insulators, *Rev. Mod. Phys.* **82**, 3045 (2010).
 - [16] X. Qi and S. Zhang, Topological insulators and superconductors, *Rev. Mod. Phys.* **83**, 1057 (2011).
 - [17] J. Strunz, J. Wiedenmann, C. Fleckenstein, L. Lunczer, W. Beugeling, V. L. Müller, P. Shekhar, N. T. Ziani, S. Shamim, J. Kleinlein, H. Buhmann, B. Trauzettel, and L. W. Molenkamp, Interacting topological edge channels, *Nature Physics* **16**, 83–88 (2019).
 - [18] J. Alicea and P. Fendley, Topological phases with parafermions: Theory and blueprints, *Annual Review of Condensed Matter Physics* **7**, 119 (2016).
 - [19] Y. Cao, V. Fatemi, S. Fang, K. Watanabe, T. Taniguchi, E. Kaxiras, and P. Jarillo-Herrero, Unconventional superconductivity in magic-angle graphene superlattices, *Nature* **556**, 43–50 (2018).
 - [20] S. Hastrup, M. Strange, M. Pandey, T. Deilmann, P. S. Schmidt, N. F. Hinsche, M. N. Gjerding, D. Torelli, P. M. Larsen, A. C. Riis-Jensen, J. Gath, K. W. Jacobsen, J. J. Mortensen, T. Olsen, and K. S. Thygesen, The computational 2d materials database: high-throughput modeling and discovery of atomically thin crystals, *2D Materials* **5**, 042002 (2018).
 - [21] M. N. Gjerding, A. Taghizadeh, A. Rasmussen, S. Ali, F. Bertoldo, T. Deilmann, N. R. Knøsgaard, M. Kruse, A. H. Larsen, S. Manti, T. G. Pedersen, U. Petralanda, T. Skovhus, M. K. Svendsen, J. J. Mortensen, T. Olsen, and K. S. Thygesen, Recent progress of the computational 2d materials database (c2db), *2D Materials* **8**, 044002 (2021).
 - [22] N. Mounet, M. Gibertini, P. Schwaller, D. Campi, A. Merkys, A. Marrazzo, T. Sohier, I. E. Castelli, A. Cepellotti, G. Pizzi, and N. Marzari, Two-dimensional materials from high-throughput computational exfoliation of experimentally known compounds, *Nature Nanotechnology* **13**, 246–252 (2018).
 - [23] J. Zhou, L. Shen, M. D. Costa, K. A. Persson, S. P. Ong, P. Huck, Y. Lu, X. Ma, Y. Chen, H. Tang, and Y. P. Feng, 2dmatpedia, an open computational database of two-dimensional materials from top-down and bottom-up approaches, *Scientific Data* **6**, 10.1038/s41597-019-0097-3 (2019).
 - [24] T. Olsen, E. Andersen, T. Okugawa, D. Torelli, T. Deilmann, and K. S. Thygesen, Discovering two-dimensional topological insulators from high-throughput computations, *Phys. Rev. Mater.* **3**, 024005 (2019).
 - [25] A. Marrazzo, M. Gibertini, D. Campi, N. Mounet, and N. Marzari, Relative abundance of Z_2 topological order in exfoliable two-dimensional insulators, *Nano Letters* **19**, 8431–8440 (2019).
 - [26] D. Wang, F. Tang, J. Ji, W. Zhang, A. Vishwanath, H. C. Po, and X. Wan, Two-dimensional topological materials discovery by symmetry-indicator method, *Physical Review B* **100**, 10.1103/physrevb.100.195108 (2019).
 - [27] K. Choudhary, K. F. Garrity, J. Jiang, R. Pachter, and F. Tavazza, Computational search for magnetic and non-magnetic 2d topological materials using unified spin-orbit spillage screening, *npj Computational Materials* **6**, 10.1038/s41524-020-0319-4 (2020).
 - [28] E. Lee, R. Kim, J. Ahn, and B.-J. Yang, Two-dimensional higher-order topology in monolayer graphdiyne, *npj Quantum Materials* **5**, 10.1038/s41535-019-0206-8 (2020).
 - [29] J. Sødequist, U. Petralanda, and T. Olsen, Abundance of second order topology in C_3 symmetric two-dimensional insulators, *2D Materials* **10**, 015009 (2022).
 - [30] L. Wang, Y. Jiang, J. Liu, S. Zhang, J. Li, P. Liu, Y. Sun, H. Weng, and X.-Q. Chen, Two-dimensional obstructed atomic insulators with fractional corner charge in the MA_2Z_4 family, *Phys. Rev. B* **106**, 155144 (2022).
 - [31] Y. Xu, L. Elcoro, G. Li, Z.-D. Song, N. Regnault, Q. Yang, Y. Sun, S. Parkin, C. Felser, and B. A. Bernevig, Three-dimensional real space invariants, obstructed atomic insulators and a new principle for active catalytic sites, arXiv preprint arXiv:2111.02433 10.48550/ARXIV.2111.02433 (2021).
 - [32] M. I. Aroyo, J. M. Perez-Mato, D. Orobengoa, E. Tasci, G. de la Flor, and A. Kirov, Crystallography online: Bilbao crystallographic server, *Bulg. Chem. Commun* **43**, 183 (2011).
 - [33] M. I. Aroyo, J. M. Perez-Mato, C. Capillas, E. Kroumova, S. Ivantchev, G. Madariaga, A. Kirov, and H. Wondratschek, Bilbao crystallographic server: I. databases and crystallographic computing programs, *Zeitschrift für Kristallographie-Crystalline Materials* **221**, 15 (2006).
 - [34] M. I. Aroyo, A. Kirov, C. Capillas, J. Perez-Mato, and H. Wondratschek, Bilbao crystallographic server. ii. representations of crystallographic point groups and space groups, *Acta Crystallographica Section A: Foundations of Crystallography* **62**, 115 (2006).
 - [35] D. Campi, N. Mounet, M. Gibertini, G. Pizzi, and N. Marzari, Expansion of the materials cloud 2d

- database, *ACS Nano* **17**, 11268 (2023), pMID: 37310789, <https://doi.org/10.1021/acsnano.2c11510>.
- [36] A. A. Soluyanov and D. Vanderbilt, Wannier representation of F_2 topological insulators, *Phys. Rev. B* **83**, 035108 (2011).
- [37] A. Hjorth Larsen, J. Jørgen Mortensen, J. Blomqvist, I. E. Castelli, R. Christensen, M. Dulak, J. Friis, M. N. Groves, B. Hammer, C. Hargus, E. D. Hermes, P. C. Jennings, P. Bjerre Jensen, J. Kermode, J. R. Kitchin, E. Leonhard Kolsbjerg, J. Kubal, K. Kaasbjerg, S. Lysgaard, J. Bergmann Maronsson, T. Maxson, T. Olsen, L. Pastewka, A. Peterson, C. Rostgaard, J. Schiøtz, O. Schütt, M. Strange, K. S. Thygesen, T. Vegge, L. Vilhelmsen, M. Walter, Z. Zeng, and K. W. Jacobsen, The atomic simulation environment—a python library for working with atoms, *Journal of Physics: Condensed Matter* **29**, 273002 (2017).
- [38] H. T. Stokes and D. M. Hatch, Findsymb: program for identifying the space-group symmetry of a crystal, *Journal of Applied Crystallography* **38**, 237–238 (2005).
- [39] G. Kresse and J. Furthmüller, Efficiency of ab-initio total energy calculations for metals and semiconductors using a plane-wave basis set, *Computational Materials Science* **6**, 15–50 (1996).
- [40] G. Kresse and J. Furthmüller, Efficient iterative schemes for ab initio total-energy calculations using a plane-wave basis set, *Physical Review B* **54**, 11169–11186 (1996).
- [41] Y. Xu, B. Yan, H.-J. Zhang, J. Wang, G. Xu, P. Tang, W. Duan, and S. Zhang, Large-gap quantum spin hall insulators in Tin films, *Phys. Rev. Lett.* **111**, 136804 (2013).
- [42] S. Tang, C. Zhang, D. Wong, Z. Pedramrazi, H.-Z. Tsai, C. Jia, B. Moritz, M. Claassen, H. Ryu, S. Kahn, J. Jiang, H. Yan, M. Hashimoto, D. Lu, R. G. Moore, C.-C. Hwang, C. Hwang, Z. Hussain, Y. Chen, M. M. Ugeda, Z. Liu, X. Xie, T. P. Devereaux, M. F. Crommie, S.-K. Mo, and Z.-X. Shen, Quantum spin hall state in monolayer $1t'$ -WTe₂, *Nature Physics* **13**, 683–687 (2017).
- [43] D. Cotton, P. Jacquet, S. Faure, and V. Vignat, Epitaxial growth of tantalum carbides by low carbon flow carburizing, *Materials Chemistry and Physics* **192**, 170 (2017).
- [44] D. Wolverson, S. Crampin, A. S. Kazemi, A. Ilie, and S. J. Bending, Raman spectra of monolayer, few-layer, and bulk reSe₂: an anisotropic layered semiconductor, *ACS nano* **8**, 11154 (2014).
- [45] G. R. Schleder, B. Focassio, and A. Fazzio, Machine learning for materials discovery: Two-dimensional topological insulators, *Applied Physics Reviews* **8**, 10.1063/5.0055035 (2021).
- [46] M. Costa, G. R. Schleder, C. Mera Acosta, A. C. M. Padilha, F. Cerasoli, M. Buongiorno Nardelli, and A. Fazzio, Discovery of higher-order topological insulators using the spin hall conductivity as a topology signature, *npj Computational Materials* **7**, 10.1038/s41524-021-00518-4 (2021).
- [47] A. C. Tyner and P. Goswami, *Solitons and real-space screening of bulk topology of quantum materials* (2023).
- [48] A. C. Tyner, Machine learning guided discovery of stable, spin-resolved topological insulators, *Phys. Rev. Res.* **6**, 023316 (2024).
- [49] L. Liu, C. Wang, J. Li, X.-Q. Chen, Y. Jia, and J.-H. Cho, Two-dimensional topological semimetal states in monolayer Cu_2Ge , Fe_2Ge , and Fe_2Sn , *Phys. Rev. B* **101**, 165403 (2020).
- [50] X. Feng, J. Zhu, W. Wu, and S. A. Yang, Two-dimensional topological semimetals*, *Chinese Physics B* **30**, 107304 (2021).
- [51] S. Qian, C.-C. Liu, and Y. Yao, Second-order topological insulator state in hexagonal lattices and its abundant material candidates, *Phys. Rev. B* **104**, 245427 (2021).
- [52] S. Qian, G.-B. Liu, C.-C. Liu, and Y. Yao, C_n -symmetric higher-order topological crystalline insulators in atomically thin transition metal dichalcogenides, *Phys. Rev. B* **105**, 045417 (2022).
- [53] M. Pan, D. Li, J. Fan, and H. Huang, Two-dimensional stiefel-whitney insulators in liganded xenes, *npj Computational Materials* **8**, 10.1038/s41524-021-00695-2 (2022).
- [54] D.-S. Ma, K. Yu, X.-P. Li, X. Zhou, and R. Wang, Obstructed atomic insulators with robust corner modes, *Physical Review B* **108**, 10.1103/physrevb.108.1100101 (2023).
- [55] R. Verma, S.-M. Huang, and B. Singh, Atomically thin obstructed atomic insulators with robust edge modes and quantized spin hall effect, *Physical Review B* **110**, 165122 (2024).
- [56] C. Dai, Y. Chen, X. Jing, L. Xiang, D. Yang, H. Lin, Z. Liu, X. Han, and R. Wu, Two-dimensional tantalum carbide (mxenes) composite nanosheets for multiple imaging-guided photothermal tumor ablation, *ACS Nano* **11**, 12696–12712 (2017).
- [57] J. C. Y. Teo, L. Fu, and C. L. Kane, Surface states and topological invariants in three-dimensional topological insulators: Application to $\text{Bi}_{1-x}\text{Sb}_x$, *Phys. Rev. B* **78**, 045426 (2008).
- [58] T. c. v. Rauch, M. Flieger, J. Henk, I. Mertig, and A. Ernst, Dual topological character of chalcogenides: Theory for Bi_2Te_3 , *Phys. Rev. Lett.* **112**, 016802 (2014).
- [59] Y. Huang, Y.-H. Pan, R. Yang, L.-H. Bao, L. Meng, H.-L. Luo, Y.-Q. Cai, G.-D. Liu, W.-J. Zhao, Z. Zhou, L.-M. Wu, Z.-L. Zhu, M. Huang, L.-W. Liu, L. Liu, P. Cheng, K.-H. Wu, S.-B. Tian, C.-Z. Gu, Y.-G. Shi, Y.-F. Guo, Z. G. Cheng, J.-P. Hu, L. Zhao, G.-H. Yang, E. Sutter, P. Sutter, Y.-L. Wang, W. Ji, X.-J. Zhou, and H.-J. Gao, Universal mechanical exfoliation of large-area 2d crystals, *Nature Communications* **11**, 10.1038/s41467-020-16266-w (2020).
- [60] Z. Song, Z. Fang, and C. Fang, $(d-2)$ -dimensional edge states of rotation symmetry protected topological states, *Phys. Rev. Lett.* **119**, 246402 (2017).
- [61] J. Langbehn, Y. Peng, L. Trifunovic, F. von Oppen, and P. W. Brouwer, Reflection-symmetric second-order topological insulators and superconductors, *Physical Review Letters* **119**, 10.1103/physrevlett.119.246401 (2017).
- [62] W. A. Benalcazar, T. Li, and T. L. Hughes, Quantization of fractional corner charge in C_n -symmetric higher-order topological crystalline insulators, *Phys. Rev. B* **99**, 245151 (2019).
- [63] F. Schindler, M. Brzezińska, W. A. Benalcazar, M. Iraola, A. Bouhon, S. S. Tsirkin, M. G. Vergniory, and T. Neupert, Fractional corner charges in spin-orbit coupled crystals, *Phys. Rev. Res.* **1**, 033074 (2019).
- [64] H. C. Po, H. Watanabe, and A. Vishwanath, Fragile topology and wannier obstructions, *Phys. Rev. Lett.* **121**, 126402 (2018).
- [65] Z.-D. Song, L. Elcoro, Y.-F. Xu, N. Regnault, and B. A. Bernevig, Fragile phases as affine monoids: Classification and material examples, *Phys. Rev. X* **10**, 031001 (2020).
- [66] Z. Song, Z. Wang, W. Shi, G. Li, C. Fang, and B. A. Bernevig, All magic angles in twisted bilayer graphene are topological, *Phys. Rev. Lett.* **123**, 036401 (2019).
- [67] H. C. Po, L. Zou, A. Vishwanath, and T. Senthil, Origin of mott insulating behavior and superconductivity in twisted bilayer graphene, *Phys. Rev. X* **8**, 031089 (2018).
- [68] Z. Wang, A. Alexandradinata, R. J. Cava, and B. A. Bernevig, Hourglass fermions, *Nature* **532**, 189–194 (2016).
- [69] B. Singh, B. Ghosh, C. Su, H. Lin, A. Agarwal, and A. Bansil, Topological hourglass dirac semimetal in the nonpolar phase of Ag_2BiO_3 , *Phys. Rev. Lett.* **121**, 226401 (2018).
- [70] Y. Xu, L. Elcoro, Z.-D. Song, M. G. Vergniory, C. Felser,

- S. S. P. Parkin, N. Regnault, J. L. Mañes, and B. A. Bernevig, Filling-enforced obstructed atomic insulators, *Phys. Rev. B* **109**, 165139 (2024).
- [71] G. Li, Y. Xu, Z. Song, Q. Yang, Y. Zhang, J. Liu, U. Gupta, V. Süüß, Y. Sun, P. Sessi, S. S. P. Parkin, B. A. Bernevig, and C. Felser, Obstructed surface states as the descriptor for predicting catalytic active sites in inorganic crystalline materials, *Advanced Materials* **34**, 10.1002/adma.202201328 (2022).
- [72] Z. Song, C.-C. Liu, J. Yang, J. Han, M. Ye, B. Fu, Y. Yang, Q. Niu, J. Lu, and Y. Yao, Quantum spin hall insulators and quantum valley hall insulators of bix/sbx ($x = h, f, cl$ and br) monolayers with a record bulk band gap, *NPG Asia Materials* **6**, e147 (2014).
- [73] Z. Song, T. Zhang, Z. Fang, and C. Fang, Quantitative mappings between symmetry and topology in solids, *Nature Communications* **9**, 10.1038/s41467-018-06010-w (2018).
- [74] G. Pizzi, V. Vitale, R. Arita, S. Blügel, F. Freimuth, G. Géranton, M. Gibertini, D. Gresch, C. Johnson, T. Koretsune, J. Ibañez-Azpiroz, H. Lee, J.-M. Lihm, D. Marchand, A. Marrazzo, Y. Mokrousov, J. I. Mustafa, Y. Nohara, Y. Nomura, L. Paulatto, S. Poncé, T. Ponweiser, J. Qiao, F. Thöle, S. S. Tsirkin, M. Wierzbowska, N. Marzari, D. Vanderbilt, I. Souza, A. A. Mostofi, and J. R. Yates, Wannier90 as a community code: new features and applications, *Journal of Physics: Condensed Matter* **32**, 165902 (2020).
- [75] Q. Wu, S. Zhang, H.-F. Song, M. Troyer, and A. A. Soluyanov, WannierTools: An open-source software package for novel topological materials, *Computer Physics Communications* **224**, 405–416 (2018).
- [76] W. Zheng and L. Y. S. Lee, Beyond sonication: Advanced exfoliation methods for scalable production of 2d materials, *Matter* **5**, 515–545 (2022).
- [77] J. Björk, J. Zhou, P. O. A. Persson, and J. Rosen, Two-dimensional materials by large-scale computations and chemical exfoliation of layered solids, *Science* **383**, 1210 (2024), <https://www.science.org/doi/pdf/10.1126/science.adj6556>.
- [78] L. Elcoro, B. Bradlyn, Z. Wang, M. G. Vergniory, J. Cano, C. Felser, B. A. Bernevig, D. Orobengoa, G. de la Flor, and M. I. Aroyo, Double crystallographic groups and their representations on the Bilbao crystallographic server, *Journal of Applied Crystallography* **50**, 1457 (2017).
- [79] J. Cano, B. Bradlyn, Z. Wang, L. Elcoro, M. G. Vergniory, C. Felser, M. I. Aroyo, and B. A. Bernevig, Building blocks of topological quantum chemistry: Elementary band representations, *Phys. Rev. B* **97**, 035139 (2018).
- [80] M. G. Vergniory, L. Elcoro, Z. Wang, J. Cano, C. Felser, M. I. Aroyo, B. A. Bernevig, and B. Bradlyn, Graph theory data for topological quantum chemistry, *Phys. Rev. E* **96**, 023310 (2017).
- [81] V. Kopsky and D. B. Litvin, eds., *International Tables for Crystallography, Volume E, Subperiodic groups, second edition* (Wiley, 2010).
- [82] G. de la Flor, B. Souvignier, G. Madariaga, and M. I. Aroyo, Layer groups: Brillouin-zone and crystallographic databases on the Bilbao crystallographic server, *Acta Crystallographica A* **77**, 559 (2021).
- [83] M. I. Aroyo, A. Kirov, C. Capillas, J. M. Perez-Mato, and H. Wondratschek, Bilbao crystallographic server. ii. representations of crystallographic point groups and space groups, *Acta Cryst.* **A62**, 115 (2006).
- [84] D. B. Litvin and T. R. Wike, eds., *Character Tables and Compatibility Relations of the Eighty Layer Groups and Seventeen Plane Groups* (Springer, 1991).
- [85] L. Elcoro, B. J. Wieder, Z. Song, Y. Xu, , B. Bradlyn, and B. A. Bernevig, Magnetic topological quantum chemistry, *Nature Communications* **50**, 1457 (2021).
- [86] S. Miller and W. Love, *Tables of Irreducible Representations of Space Groups and Corepresentations of Magnetic Space Groups* (Pruett Press, 1967).
- [87] J. Zak, Symmetry specification of bands in solids, *Phys. Rev. Lett.* **45**, 1025 (1980).
- [88] J. Zak, Band representations and symmetry types of bands in solids, *Phys. Rev. B* **23**, 2824 (1981).
- [89] J. Zak, Band representations of space groups, *Phys. Rev. B* **26**, 3010 (1982).
- [90] R. Evarestov and V. Smirnov, *Site Symmetry in Crystals: Theory and Applications*, Springer Series in Solid-State Sciences (Springer Berlin Heidelberg, 2012).
- [91] Z. Song, L. Elcoro, and B. A. Bernevig, Twisted bulk-boundary correspondence of fragile topology, *Science* **367**, 794 (2020).
- [92] Y. Jiang and others, 2d theoretically twistable material database, Submitted (2024).
- [93] F. Tang, H. C. Po, A. Vishwanath, and X. Wan, Efficient topological materials discovery using symmetry indicators, *Nature Physics* **15**, 470–476 (2019).
- [94] Z. Song, T. Zhang, and C. Fang, Diagnosis for nonmagnetic topological semimetals in the absence of spin-orbital coupling, *Physical Review X* **8**, 031069 (2018).
- [95] B. Peng, Y. Jiang, Z. Fang, H. Weng, and C. Fang, Topological classification and diagnosis in magnetically ordered electronic materials, *Physical Review B* **105**, 235138 (2022).
- [96] L. Elcoro, Z. Song, and B. A. Bernevig, Application of induction procedure and smith decomposition in calculation and topological classification of electronic band structures in the 230 space groups, *Phys. Rev. B* **102**, 035110 (2020).
- [97] L. Fu, C. L. Kane, and E. J. Mele, Topological insulators in three dimensions, *Phys. Rev. Lett.* **98**, 106803 (2007).
- [98] L. Fu and C. L. Kane, Topological insulators with inversion symmetry, *Phys. Rev. B* **76**, 045302 (2007).
- [99] Z. F. Wang, B. Liu, and W. Zhu, Hourglass fermion in two-dimensional material, *Phys. Rev. Lett.* **123**, 126403 (2019).
- [100] P. E. Blöchl, Projector augmented-wave method, *Phys. Rev. B* **50**, 17953 (1994).
- [101] J. P. Perdew, K. Burke, and M. Ernzerhof, Generalized gradient approximation made simple, *Phys. Rev. Lett.* **77**, 3865 (1996).

Supplementary Material: Two-dimensional Topological Quantum Chemistry and Catalog of Topological Materials

CONTENTS

I. Introduction	1
II. Workflow	2
A. New BCS programs	2
B. Structure preparation	2
C. Topological analysis	3
III. Materials statistics and examples	4
IV. Edge States in Selected Materials	6
V. Discussion	6
Acknowledgments	7
References	7
S1. Adaptation of TQC to Layer Groups: tools implemented in the Bilbao Crystallographic Server	S1
A. Symmetry operations, Wyckoff positions and \mathbf{k} -vectors in the layer groups	S1
B. Irreducible representations of the layer (double) groups with and without time-reversal symmetry	S4
C. Compatibility relations of the layer (double) groups with and without time-reversal symmetry	S5
D. Band representations in the layer groups	S7
E. Check Topological Layer Materials tool in the BCS	S8
F. RSI-layer: tables of real Space Invariants in the layer groups	S10
S2. 2D Topological Materials Database	S11
S3. Topological Indices	S12
S4. Additional details of highlighted materials	S15
A. C_3Ta_4 in LG LG 72 ($p\bar{3}m1$) (2D-TQC 1.1.12)	S15
B. Br_2Hg_3 in LG 80 ($p6/mmm$) (2D-TQC 1.2.133)	S15
C. Re_4S_8 in LG 2 ($p\bar{1}$) (2D-TQC 3.1.1)	S15
D. Cu_2H_4 in LG 72 ($p\bar{3}m1$) (TQC 2.4.669) and Experimental Materials with Fragile Bands near E_F	S16
S5. Topological Semimetals: General Remarks and Highlighted Materials	S16
A. $\text{Eu}_2\text{I}_8\text{La}_2$ in LG 7 ($p112/a$) (2D-TQC 2.2.30)	S17
B. $\text{O}_6\text{P}_2\text{Sn}_2$ in LG 5 ($p11a$) (2D-TQC 2.2.25)	S18
C. Ir_2S_6 in LG 5 ($p11a$) (2D-TQC 2.3.34)	S19
D. Cu_2F_4 in LG 63 ($p4/mbm$) (2D-TQC 2.2.203)	S19
E. Ir_2O_4 in LG 15 ($p2_1/m11$) (2D-TQC 2.3.134)	S19
S6. Computational details	S20
A. High-throughput calculations	S20
B. Treatment of materials containing atoms with a negligible magnetization	S20
C. Wannierization and tight-binding models	S21
D. Extended details about Wannier centers in Re_4Se_8	S21
S7. Introduction to the tables	S21
S8. Table of topological insulators with a global band gap	S22
A. Summary of results	S22
B. Experimental	S22
C. Computationally exfoliated (MC2D)	S24

D. Stable (C2DB)	S25
E. Not-stable (C2DB)	S27
S9. Table of topological insulators	S28
A. Summary of results	S28
B. Experimental	S28
C. Computationally exfoliated (MC2D)	S29
D. Stable (C2DB)	S32
E. Not-stable (C2DB)	S40
S10. Table of topological semimetals	S46
A. Summary of results	S46
B. Experimental	S46
C. Computationally exfoliated (MC2D)	S47
D. Stable (C2DB)	S53
E. Not-stable (C2DB)	S71
S11. Table of obstructed atomic insulators	S85
A. Summary of results	S85
B. Experimental	S85
C. Computationally exfoliated (MC2D)	S90
D. Stable (C2DB)	S100
E. Not-stable (C2DB)	S135
S12. Table of orbital-obstructed atomic insulators	S150
A. Summary of results	S150
B. Experimental	S150
C. Computationally exfoliated (MC2D)	S151
D. Stable (C2DB)	S152
E. Not-stable (C2DB)	S155

S1. ADAPTATION OF TQC TO LAYER GROUPS: TOOLS IMPLEMENTED IN THE BILBAO CRYSTALLOGRAPHIC SERVER

The analysis of the electronic bands and their classification according to the topological properties under the TQC approach ([9, 78–80]) has required the adaptation of the entire TQC machinery to layer groups. The tools adapted or developed include the tabulation of the irreducible representations of the layer groups with and without time-reversal symmetry, the tabulation of the compatibility relations, the tabulation of the band representations induced from the irreps of the site-symmetry group of every Wyckoff position (and the identification of the elementary band representations (EBRs)). Finally, once these tables are available, we have written a code to check the connectivity of the electronic bands and, depending on this connectivity, the program identifies the topological features of a given band structure. In the next sections we describe the databases and tools developed for this work.

A. Symmetry operations, Wyckoff positions and k-vectors in the layer groups

To construct the tables of irreducible representations, compatibility relations and the band representations of the 80 layer groups we have adopted the standard setting defined in the International Tables for Crystallography, vol. E [81], abbreviated as ITE in the following. For most layer groups, the ITE tables include both the list of symmetry operations and the list of Wyckoff positions in a single standard basis but, for some groups, they include two different possible choices of the unit cell (*cell choice 1 or 2*) or two different choices for the origin of the unit cell (*origin choice 1 or 2*). Recently, these tables have been implemented in the Bilbao Crystallographic Server (BCS) [82], where it has been assumed a single standard description for every group. For the two layer groups with possible different cell choices (layer groups N. 5 and 7) it has been selected *cell choice 1*: $p11a$ and $p112/a$, respectively, instead of the alternative $p11b$ and $p112/b$ (*cell choice 2*). The origin choice 1 or 2 makes reference to the two possible choices of the origin in those layer (or space) groups which, together with an inversion center, they also include a roto-inversion of type $\bar{3}$, $\bar{4}$ or $\bar{6}$ whose center (single point that remains invariant under such roto-inversion) does not coincide with an inversion center. There are only three such layer groups, $p4/n$ (N. 52), $p4/nbm$ (N. 62) and $p4/nmm$ (N. 64). In those cases the *origin choice 2*, i.e., origin at the inversion center, has been assumed. We have adopted these choices for the development of the tables or representations and of the band representations. The symmetry operations and lists of Wyckoff positions used in this work have been thus obtained from the tools GENPOS and WYCKPOS, respectively, hosted in the section *Subperiodic Groups: Layer, Rod and Frieze Groups* in the BCS (cryst.ehu.es) [82].

The 80 layer group types are 3-dimensional groups with 2-dimensional translations. In the standard or conventional setting defined in ITE the translations are parallel to the a_1a_2 plane. The point group of a layer group is a 3-dimensional point group whose operations, on the one hand, keep invariant the plane a_1a_2 and, on the other hand, keep invariant or invert the direction perpendicular to the plane of translations. This condition restricts the possible point group of a layer group to one of the non-cubic 27 crystallographic point group types. Although the crystallographic basis of a layer group includes three basis vectors, denoted as \mathbf{a}_i , $i = 1, 2, 3$, only the first two are lattice vectors and they define the 2-dimensional periodicity of the system. In general, we will denote the symmetry operations of a layer group as $\{R|t_1t_20\}$. The rotational part R has a block diagonal form with blocks of dimensions 2 and 1 with $R_{33} = \pm 1$.

In principle one could construct the tables of Wyckoff positions, k-vectors and irreducible representations for each layer group from scratch, following exactly the same procedure used in the determination of these magnitudes in the 3-dimensional space groups (see for instance the detailed explanation of the procedure in Ref. [83] for single groups and Ref. [78] for double groups). However, the calculation can be simplified due to the existence, for each layer group \mathcal{L} , of a space group \mathcal{G} which can be expressed as the semi-direct product of \mathcal{L} and \mathcal{T}_3 ,

$$\mathcal{G} = \mathcal{L} \rtimes \mathcal{T}_3 \quad (\text{S1})$$

where \mathcal{T}_3 is the 1-dimensional translation group whose elements are $\{E|0,0,n\}$ with $n \in \mathbb{Z}$.

The space group type \mathcal{G} is unique for each layer group type \mathcal{L} . Therefore, we can make use of the available tabulated magnitudes (Wyckoff positions, k-vectors, irreducible representations, ...) of \mathcal{G} to obtain the corresponding magnitudes of \mathcal{L} . In the following we refer to \mathcal{G} as the *reference* space group type of \mathcal{L} . It is important to note that, although \mathcal{G} is unique for every \mathcal{L} , different layer group types \mathcal{L}_1 and \mathcal{L}_2 can have the same reference group \mathcal{G} . For instance, the layer group types $p112$ (N. 3) and $p211$ (N. 8) have as reference group the space group type $P2$ (N. 3). In the first case the binary (C_2) axis is perpendicular to the 2-dimensional lattice of the layer group and in the second case, it is parallel to the lattice. Due to the different orientations of the binary axis with respect to the lattice, these layer groups must be considered as different layer group types. This example also helps to realize that, together with the reference space group \mathcal{G} that satisfies the coset decomposition (Eq. (S1)), it is necessary to provide a transformation matrix that transforms the symmetry operations of \mathcal{G} expressed in its standard setting into the symmetry operations of \mathcal{L} expressed in its own standard setting to completely identify a unique layer group. In general, this transformation matrix contains a change of the orientation of the crystallographic axes and/or an origin

LG (\mathcal{L})	SG (\mathcal{G})	Tr. Matrix	LG (\mathcal{L})	SG (\mathcal{G})	Tr. Matrix
$p1$ (N.1)	$P1$ (N.1)	a,b,c :0,0,0	$p1$ (N.2)	$P1$ (N.2)	a,b,c :0,0,0
$p112$ (N.3)	$P2$ (N.3)	a,c - b :0,0,0	$p11m$ (N.4)	Pm (N.6)	a,c - b :0,0,0
$p11a$ (N.5)	Pc (N.7)	c - a - b :0,0,0	$p112/m$ (N.6)	$P2/m$ (N.10)	a,c - b :0,0,0
$p112/a$ (N.7)	$P2/c$ (N.13)	c - a - b :0,0,0	$p211$ (N.8)	$P2$ (N.3)	b - a - c :0,0,0
$p21$ (N.9)	$P2_1$ (N.4)	b - a - c :0,0,0	$c211$ (N.10)	$C2$ (N.5)	b - a - c :0,0,0
$pm11$ (N.11)	Pm (N.6)	b - a - c :0,0,0	$pb11$ (N.12)	Pc (N.7)	b - c - a :0,0,0
$cm11$ (N.13)	Cm (N.8)	b - a - c :0,0,0	$p2/m11$ (N.14)	$P2/m$ (N.10)	b - a - c :0,0,0
$p2_1/m11$ (N.15)	$P2_1/m$ (N.11)	b - a - c :0,0,0	$p2/b11$ (N.16)	$P2/c$ (N.13)	b - c - a :0,0,0
$p2_1/b11$ (N.17)	$P2_1/c$ (N.14)	b - c - a :0,0,0	$c2/m11$ (N.18)	$C2/m$ (N.12)	b - a - c :0,0,0
$p222$ (N.19)	$P222$ (N.16)	a,b,c :0,0,0	$p2_122$ (N.20)	$P222_1$ (N.17)	c,b - a :0,0,0
$p2_12_12$ (N.21)	$P2_12_12$ (N.18)	a,b,c :0,0,0	$c222$ (N.22)	$C222$ (N.21)	a,b,c :0,0,0
$pm2$ (N.23)	$Pmm2$ (N.25)	a,b,c :0,0,0	$pma2$ (N.24)	$Pma2$ (N.28)	a,b,c :0,0,0
$pba2$ (N.25)	$Pba2$ (N.32)	a,b,c :0,0,0	$cm2$ (N.26)	$Cmm2$ (N.35)	a,b,c :0,0,0
$pm2m$ (N.27)	$Pmm2$ (N.25)	a,c - b :0,0,0	$pm2_1b$ (N.28)	$Pmc2_1$ (N.26)	a,c - b :0,0,0
$pb2_1m$ (N.29)	$Pmc2_1$ (N.26)	b - c - a :0,0,0	$pb2b$ (N.30)	$Pcc2$ (N.27)	a,c - b :0,0,0
$pm2a$ (N.31)	$Pma2$ (N.28)	a,c - b :0,0,0	$pm2_1n$ (N.32)	$Pmn2_1$ (N.31)	a,c - b :0,0,0
$pb2_1a$ (N.33)	$Pca2_1$ (N.29)	a,c - b :0,0,0	$pb2n$ (N.34)	$Pnc2$ (N.30)	b - c - a :0,0,0
$cm2m$ (N.35)	$Amm2$ (N.38)	b,c - a :0,0,0	$cm2e$ (N.36)	$Aem2$ (N.39)	b,c - a :0,0,0
$pmmm$ (N.37)	$Pnmm$ (N.47)	a,b,c :0,0,0	$pmaa$ (N.38)	$Pccm$ (N.49)	c,b - a :0,0,0
$pban$ (N.39)	$Pban$ (N.50)	a,b,c :0,0,0	$pmam$ (N.40)	$Pmma$ (N.51)	a - c - b :0,0,0
$pmma$ (N.41)	$Pmma$ (N.51)	a,b,c :0,0,0	$pmam$ (N.42)	$Pmna$ (N.53)	a - c - b :0,0,0
$pbaa$ (N.43)	$Pcca$ (N.54)	c - a - b :0,0,0	$pbam$ (N.44)	$Pbam$ (N.55)	a,b,c :0,0,0
$pbma$ (N.45)	$Pbcm$ (N.57)	b,c - a :0,0,0	$pmnm$ (N.46)	$Pmnm$ (N.59)	a,b,c :0,0,0
$cmmm$ (N.47)	$Cmmm$ (N.65)	a,b,c :0,0,0	$cmme$ (N.48)	$Cmme$ (N.67)	a,b,c :0,0,0
$p4$ (N.49)	$P4$ (N.75)	a,b,c :0,0,0	$p4$ (N.50)	$P4$ (N.81)	a,b,c :0,0,0
$p4/m$ (N.51)	$P4/m$ (N.83)	a,b,c :0,0,0	$p4/n$ (N.52)	$P4/n$ (N.85)	a,b,c :0,0,0
$p422$ (N.53)	$P422$ (N.89)	a,b,c :0,0,0	$p42_12$ (N.54)	$P42_12$ (N.90)	a,b,c :0,1/2,0
$p4mm$ (N.55)	$P4mm$ (N.99)	a,b,c :0,0,0	$p4bm$ (N.56)	$P4bm$ (N.100)	a,b,c :0,0,0
$p42m$ (N.57)	$P42m$ (N.111)	a,b,c :0,0,0	$p42_1m$ (N.58)	$P42_1m$ (N.113)	a,b,c :0,0,0
$p4m2$ (N.59)	$P4m2$ (N.115)	a,b,c :0,0,0	$p4b2$ (N.60)	$P4b2$ (N.117)	a,b,c :0,0,0
$p4/mmm$ (N.61)	$P4/mmm$ (N.123)	a,b,c :0,0,0	$p4/nbm$ (N.62)	$P4/nbm$ (N.125)	a,b,c :0,0,0
$p4/mbm$ (N.63)	$P4/mbm$ (N.127)	a,b,c :0,0,0	$p4/nmm$ (N.64)	$P4/nmm$ (N.129)	a,b,c :0,0,0
$p3$ (N.65)	$P3$ (N.143)	a,b,c :0,0,0	$p3$ (N.66)	$P3$ (N.147)	a,b,c :0,0,0
$p312$ (N.67)	$P312$ (N.149)	a,b,c :0,0,0	$p321$ (N.68)	$P321$ (N.150)	a,b,c :0,0,0
$p3m1$ (N.69)	$P3m1$ (N.156)	a,b,c :0,0,0	$p31m$ (N.70)	$P31m$ (N.157)	a,b,c :0,0,0
$p31m$ (N.71)	$P31m$ (N.162)	a,b,c :0,0,0	$p3m1$ (N.72)	$P3m1$ (N.164)	a,b,c :0,0,0
$p6$ (N.73)	$P6$ (N.168)	a,b,c :0,0,0	$p6$ (N.74)	$P6$ (N.174)	a,b,c :0,0,0
$p6/m$ (N.75)	$P6/m$ (N.175)	a,b,c :0,0,0	$p622$ (N.76)	$P622$ (N.177)	a,b,c :0,0,0
$p6mm$ (N.77)	$P6mm$ (N.183)	a,b,c :0,0,0	$p6m2$ (N.78)	$P6m2$ (N.187)	a,b,c :0,0,0
$p62m$ (N.79)	$P62m$ (N.189)	a,b,c :0,0,0	$p6/mmm$ (N.80)	$P6/mmm$ (N.191)	a,b,c :0,0,0

TABLE S1. Reference space group (SG) type (columns 2 and 5) for each layer group (LG) type (columns 1 and 4). The third and sixth columns show the transformation matrix (P, \mathbf{p}) that relates the two sets of symmetry operations expressed in the corresponding standard or conventional setting.

shift. It is obvious that, in our example, although the reference space group type for the layer groups $p112$ (N. 3) and $p211$ (N. 8) is the same, the transformation matrix is different in both cases. Table S1 gives the reference space group type for each layer group type and a transformation matrix. It is worth noting that only some monoclinic and orthorhombic layer groups have a transformation matrix whose rotational part is different from the identity and that only one layer group (N. 54) has an origin shift different from 0. Finally, it is also important to stress that the transformation matrix for each (\mathcal{G}, \mathcal{L}) pair is not unique and, therefore, the matrices in Table S1 represent a particular choice. Any other transformation matrix obtained as the product of the matrix in Table S1 and a member of the normalizer of \mathcal{L} is also a valid transformation matrix for the pair (\mathcal{G}, \mathcal{L}).

The rotational part P of the transformation matrix (P, \mathbf{p}) relates the crystallographic basis ($\mathbf{a}^L, \mathbf{b}^L, \mathbf{c}^L$) of the layer group in its standard setting with the crystallographic basis \mathbf{a}_i of the corresponding space group in its standard setting,

$$\mathbf{a}_i^L = \mathbf{a}_j \cdot P_{ji} \quad (\text{S2})$$

and \mathbf{p} is the origin shift (set of three coordinates after the semicolon in the third and sixth column of Table S1).

Once the reference space group and the transformation matrix have been identified, we transform the operations $\{R_G | \mathbf{t}_G\}$ of the space group using the transformation matrix,

$$\{R | \mathbf{t}\} \equiv \{R_L | \mathbf{t}_L\} = \{P^{-1} R_G P | P^{-1} \cdot (\mathbf{t}_G - \mathbf{p} + R_G \mathbf{p})\} \quad (\text{S3})$$

The symmetry operations of the layer group are those operations $\{R | \mathbf{t}\}$ in Eq. (S3) with $t_3 = 0$. The list of operations for each layer group can be found at the BCS, (cryst.ehu.es/subperiodic/get_sub_gen.html) [82].

As an example of application of Table S1 we will derive the symmetry operations of the layer groups $p112$ (N. 3) and $p211$ (N. 8) from the symmetry operations of the common reference space group $P2$ (N. 3).

In the first case, $p112$ (N. 3), Table S1 shows that the transformation matrix is $\mathbf{a}, \mathbf{c}, -\mathbf{b}; 0, 0, 0$, so that,

$$P = \begin{pmatrix} 1 & 0 & 0 \\ 0 & 0 & -1 \\ 0 & 1 & 0 \end{pmatrix} \quad \text{and} \quad \mathbf{p} = (0, 0, 0) \quad (\text{S4})$$

in Eq. (S3). Together with the three symmetry operations that generate the lattice, we can take as generator of the space group $P2$ (N. 3) the 2-fold axis $\{R_G|\mathbf{t}_G\} = \{2_{010}|0,0,0\}$ with

$$2_{010} = \begin{pmatrix} -1 & 0 & 0 \\ 0 & 1 & 0 \\ 0 & 0 & -1 \end{pmatrix} \quad (\text{S5})$$

According to Eq. (S3), Eq. (S4) and Eq. (S5) the 2-fold axis transforms into,

$$\{R_G|\mathbf{t}_G\} = \{2_{010}|0,0,0\} \rightarrow \{R_L|\mathbf{t}_L\} = \{2_{001}|0,0,0\} \quad (\text{S6})$$

The 2-fold axis in layer group $p112$ (N. 3) is parallel to \mathbf{a}_3 and perpendicular to the a_1a_2 plane.

In the second case, $p211$ (N. 8), according to Table S1, the transformation matrix is $\mathbf{b}, -\mathbf{a}, \mathbf{c}; 0,0,0$, so that,

$$P = \begin{pmatrix} 0 & -1 & 0 \\ 1 & 0 & 0 \\ 0 & 0 & 1 \end{pmatrix} \quad \text{and} \quad \mathbf{p} = (0,0,0) \quad (\text{S7})$$

The 2-fold axis $\{R_G|\mathbf{t}_G\} = \{2_{010}|0,0,0\}$ of space group $P2$ (N. 3) transforms into,

$$\{R_G|\mathbf{t}_G\} = \{2_{010}|0,0,0\} \rightarrow \{R_L|\mathbf{t}_L\} = \{2_{100}|0,0,0\} \quad (\text{S8})$$

The 2-fold axis in layer group $p211$ (N. 8) is parallel to \mathbf{a}_1 .

The list of Wyckoff positions of the layer group can also be obtained from the list of Wyckoff positions of the reference group. If $\mathbf{w}_G = (w_1, w_2, w_3)$ are the coordinates of a representative of a Wyckoff position in the standard setting of the space group \mathcal{G} , its coordinates in the standard setting of the layer group \mathcal{L} are,

$$\mathbf{w}_L = P^{-1} \cdot (\mathbf{w}_G - \mathbf{p}) \quad (\text{S9})$$

The relation given by Eq. (S9) can be applied to every set of coordinates of every Wyckoff position of the reference space group \mathcal{G} to get the corresponding coordinates in the setting of the layer group. However, only those Wyckoff positions that intersect the $z = 0$ plane are meaningful in the layer group. Therefore, from the sets of Wyckoff positions of Eq. (S9), those that have a fixed z value different from 0 must be rejected. Finally, the labels of the allowed set of Wyckoff positions were assigned according to the standard definitions in ITE [81] and implemented afterward in the BCS (cryst.ehu.es/subperiodic/get_sub_wp.html) by de la Flor *et al.* [82]. The site-symmetry group (SSG) type of every Wyckoff position of the layer group (and the point group isomorphic with the SSG) is exactly the same as the SSG type of the corresponding Wyckoff position in the reference group. Therefore, the set of irreps of the SSG is also exactly the same. This relation will allow us to simplify the calculations of the band representations in Section S1 D.

In the reciprocal space, it is possible to follow the same procedure explained above for the Wyckoff positions to get the list of \mathbf{k} -vectors in the first Brillouin zone. Due to the lack of periodicity along \mathbf{a}_3 , the reciprocal space of a layer group is a 2-dimensional space spanned by \mathbf{a}_1^* and \mathbf{a}_2^* , $\mathbf{k} = k_1\mathbf{a}_1^* + k_2\mathbf{a}_2^*$, where the three basis vectors of the reciprocal space \mathbf{a}_i^* are defined as $\mathbf{a}_i \cdot \mathbf{a}_j^* = \delta_{ij}$. If $\mathbf{k} = (k_1, k_2, k_3)$ are the coordinates in the standard (reciprocal) basis \mathbf{a}_i^* of a representative of a \mathbf{k} -vector of the space group \mathcal{G} , its coordinates in the standard setting of the layer group \mathcal{L} are,

$$(k_1^L, k_2^L, k_3^L)^T = P^T \cdot (k_1, k_2, k_3)^T \quad (\text{S10})$$

The relation given by Eq. (S10) can be applied to every set of coordinates of every (already tabulated) \mathbf{k} -vector in the reference group \mathcal{G} , but only those vectors for which $k_3^L = 0$ will correspond to an allowed \mathbf{k} -vector in the layer group, i.e., we can establish an isomorphism between the \mathbf{k} -vector types of the layer group \mathcal{L} and the subset of \mathbf{k} -vectors types in the reference group \mathcal{G} that fulfill the condition $k_3^L = 0$ in Eq. (S10). The tables of \mathbf{k} -vector types for the layer groups have been recently implemented by de la Flor *et al.* [82] in the BCS (program LKVEC, www.cryst.ehu.es/subperiodic/get_layer_kvec.html) following the tabulation and label assignment made by Litvin and Wike [84].

Finally, it is important to note, on the one hand, that the little co-group and the little group $\mathcal{G}^{\mathbf{k}}$ of a \mathbf{k} -vector type of the layer group are isomorphic with the little co-group and little group, respectively, of the corresponding \mathbf{k} -vector type in the reference space group through Eq. (S10) with $k_3^L = 0$. On the other hand, as the symmetry operations of the layer group keep invariant the a_1a_2 plane (and also the reciprocal $a_1^*a_2^*$ plane), the star of vectors of a given \mathbf{k} -vector (the set of symmetry equivalent vectors of \mathbf{k} under the operations of the point group) of the layer group has as many arms (vectors) as the number of arms of the corresponding star of the \mathbf{k} -vector in the reference group. Therefore, there exists a 1:1 correspondence between the arms of both wave-vector stars.

B. Irreducible representations of the layer (double) groups with and without time-reversal symmetry

The existence of a 1:1 mapping between the \mathbf{k} -vector types in the layer group \mathcal{L} and the \mathbf{k} -vector types of the reference group \mathcal{G} for which $k_3^L = 0$ in Eq. (S10) and the existence of an isomorphism between their little (double) co-groups and little (double) groups allows us to establish a 1:1 relation between the irreps of both \mathbf{k} -vector types. Therefore, if K is the label of a \mathbf{k} -vector type in the reference group \mathcal{G} that corresponds to the \mathbf{k} -vector type K^L in the layer group \mathcal{L} , we assume as matrices of the (single or double) irrep K_i^L for the symmetry operations $\{R|\mathbf{t}\}_L$ with $t_3 = 0$, those matrices of the (single or double) irrep K_i for the symmetry operations $\{R_G|\mathbf{t}_G\}$ of \mathcal{G} that fulfill Eq. (S3). Therefore, the matrices of the irreps of the little groups for every \mathbf{k} -vector type in the layer group can be immediately obtained, without further calculations, from the corresponding \mathbf{k} -vector types of the reference space group.

This assignation can be done with or without time-reversal symmetry. The reference group of a unitary layer group \mathcal{L}_U . i.e., a layer group that does not contain anti-unitary operations, is a unitary space group \mathcal{G}_U . If time-reversal symmetry is added to \mathcal{L}_U (and all other operations of \mathcal{L}_U combined with time-reversal) its reference group is the result of adding time-reversal symmetry to \mathcal{G}_U .

Note that, for some layer groups, the choice made above can represent a different labeling of the irreps compared to the table of irreducible representations calculated by Litvin and Wike [84]. However, we think that the simple mapping used in our work has advantages in the analysis of real 2-dimensional materials. Usually, these materials are experimentally obtained through the exfoliation of a few-layer nanocrystals from the parent (or native) three-dimensional crystal. It is thus advisable to have a direct relationship between the irrep content of the electronic band configuration of the 3D native crystal and the configuration of the 2D crystal. Using the transformation matrix in Table S1 to establish the mapping between both sets of \mathbf{k} -vectors and the assumed relations between the labels of both subsets of irreps, the comparison between the irrep content in both crystals is immediate.

To construct the tables of the full representations (with and without time-reversal symmetry) of the layer group \mathcal{L} from the irreps of the little groups, we can make use of the fact that there is a 1:1 correspondence between the arms in the stars of K and K^L . Therefore, we can also assume as matrices of the (single or double) full representation $*K_i^L$ for the symmetry operations $\{R|\mathbf{t}\}$ with $t_3 = 0$, those matrices of the (single or double) full representation $*K_i$ for the symmetry operations $\{R_G|\mathbf{t}_G\}$ of \mathcal{G} that fulfill Eq. (S3).

The single and double irreducible representations of the little group of a given \mathbf{k} -vector type and the full representations induced from these irreps in the layer groups can be obtained using the newly available REPRESENTATIONS DLSG tool on the BCS (cryst.ehu.es/cryst/representationslayer.html). Fig. S1 shows the input page of REPRESENTATIONS DLSG. The user has to enter the sequential number (between 1 and 80) of the layer group according to ITE or, clicking on the *choose* button, the user can select the layer group from a table where the groups are identified through their Hermann-Mauguin symbols. Once the layer group has been selected, it is possible to ask for the irreducible representations with and without time-reversal symmetry. The irreps of the little groups and the full irreps without time-reversal symmetry have been obtained from the unitary double crystallographic or Fedorov groups (type-I magnetic double space groups). The irreps with time-reversal symmetry (or irreducible co-representations) have been obtained from the corresponding type-II magnetic double space groups or *gray* groups, which are derived from the Fedorov groups after the addition of the (anti-unitary) time-reversal symmetry operation. For the present work, where non-magnetic 2D compounds have been investigated, the relevant layer groups are those that include time-reversal as a symmetry operation and then the relevant irreps are the *irreps with time-reversal symmetry* or co-irreps. The matrices of the irreps and co-irreps of the magnetic double space groups of type-I and type-II used for the tabulation of the irreps of the layer groups have been obtained from the tool COREPRESENTATIONS (cryst.ehu.es/cryst/corepresentations.html) in the BCS [85].

Apart from general information about the group and the \mathbf{k} -vector, the output of REPRESENTATIONS DLSG consists basically of two tables. The first table gives the matrices of the representations for the symmetry operations of the little group $\mathcal{L}^{\mathbf{k}}$ of the \mathbf{k} -vector chosen. Together with the general translation (t_1, t_2) one operation for each member of the point group is included in the list. Fig. S2 shows the matrices of the little group of the \mathbf{k} -vector D: $(1/2, \nu)$ in the double layer group *pbma* (N. 45) with time-reversal symmetry. The program gives the matrices of the single- and double-valued irreps. In the analysis of electronic bands done in this work, the single-valued irreps are the relevant ones when the Hamiltonian of the system does not depend on the spin of the electron (for instance when the spin-orbit coupling (SOC) is not considered) and the double-valued irreps are relevant when the hamiltonian depends on the spin of the electron (for instance when SOC is not negligible). The labels of the single-valued irreps follow the notation introduced by Miller and Love ([86]) and consist of the \mathbf{k} -vector letter and a sequential index. The labels of the double-valued irreps include a bar over the \mathbf{k} -vector letter. In Fig. S2, D_1 is the unique single-valued irrep and both $\bar{D}_2\bar{D}_5$ and $\bar{D}_3\bar{D}_4$ are double-valued irreps.

Immediately after the irreps of the little group of the chosen \mathbf{k} -vector, a second table gives the full representations of \mathcal{L} . The matrices of the full representations are represented in the standard form when the dimension of the matrix is less than 5. However, for matrices whose dimension is larger than 5, the output contains a list of elements with the format $(i, j) : m_{ij}$ which states that the i, j component of the matrix has value m_{ij} . Only those elements with $m_{ij} \neq 0$ are included in the list. Fig. S3 shows the matrices of the full representations for the D: $(1/2, \nu)$ wavevector and double layer group *pbma* (N. 45) with time-reversal symmetry.

Irreducible representations of the Double Layer Space Groups

Representations DLSG: Get the irreducible representations of the Double Layer Space Groups

Representations DLSG provides a set of irreducible representations (with and without time-reversal symmetry) of a given Double Layer Space Group and a wave vector.

Enter the sequential number of the layer group

choose

Irreducible representations without time-reversal symmetry

Submit

Irreducible representations with time-reversal symmetry

Submit

Bilbao Crystallographic Server
http://www.cryst.ehu.es



For comments, please mail to
administrador.bcs@ehu.es

FIG. S1. Main menu of the tool REPRESENTATIONS DLSG hosted in the BCS. The user introduces the sequential number of the layer group in the white box or, clicking on the *choose* button, a table with the Hermann-Mauguin symbols of the 80 layer groups is presented. Once the group has been chosen the user can ask for the irreps of the layer group with or without time-reversal symmetry.

Irreducible representations (with time-reversal symmetry) of the Double Layer Space Group *pbma* (No. 45) and wave-vector $D: (1/2, \nu)$

Matrices of the representations of the little group

Matrix presentation	Seitz Symbol	D ₁	D ₂ D ₅	D ₃ D ₄
$\begin{pmatrix} 1 & 0 & 0 & t_1 \\ 0 & 1 & 0 & t_2 \\ 0 & 0 & 1 & 0 \end{pmatrix}$	$\begin{pmatrix} 1 & 0 \\ 0 & 1 \end{pmatrix}$	{1 t ₁ ,t ₂ ,0}	$\begin{pmatrix} e^{\pi i(t_1+2\nu t_2)} & 0 \\ 0 & e^{\pi i(t_1+2\nu t_2)} \end{pmatrix}$	$\begin{pmatrix} e^{\pi i(t_1+2\nu t_2)} & 0 \\ 0 & e^{\pi i(t_1+2\nu t_2)} \end{pmatrix}$
$\begin{pmatrix} -1 & 0 & 0 & 0 \\ 0 & 1 & 0 & 1/2 \\ 0 & 0 & -1 & 0 \end{pmatrix}$	$\begin{pmatrix} 0 & -1 \\ 1 & 0 \end{pmatrix}$	{2 ₀₁₀ 0,1/2,0}	$\begin{pmatrix} 0 & e^{\pi i\nu} \\ e^{\pi i\nu} & 0 \end{pmatrix}$	$\begin{pmatrix} -ie^{\pi i\nu} & 0 \\ 0 & ie^{\pi i\nu} \end{pmatrix}$
$\begin{pmatrix} -1 & 0 & 0 & 1/2 \\ 0 & 1 & 0 & 1/2 \\ 0 & 0 & 1 & 0 \end{pmatrix}$	$\begin{pmatrix} 0 & -i \\ -i & 0 \end{pmatrix}$	{m ₁₀₀ 1/2,1/2,0}	$\begin{pmatrix} 0 & ie^{\pi i\nu} \\ -ie^{\pi i\nu} & 0 \end{pmatrix}$	$\begin{pmatrix} -ie^{\pi i\nu} & 0 \\ 0 & -ie^{\pi i\nu} \end{pmatrix}$
...
$\begin{pmatrix} -1 & 0 & 0 & 1/2 \\ 0 & -1 & 0 & 0 \\ 0 & 0 & 1 & 0 \end{pmatrix}$	$\begin{pmatrix} i & 0 \\ 0 & -i \end{pmatrix}$	{ ^d 2 ₀₀₁ 1/2,0,0}	$\begin{pmatrix} i & 0 \\ 0 & -i \end{pmatrix}$	$\begin{pmatrix} 0 & -1 \\ -1 & 0 \end{pmatrix}$
$\begin{pmatrix} -1 & 0 & 0 & 0 \\ 0 & -1 & 0 & 0 \\ 0 & 0 & -1 & 0 \end{pmatrix}$	$\begin{pmatrix} -1 & 0 \\ 0 & -1 \end{pmatrix}$	{ ^d I ₁ 0,0,0}	$\begin{pmatrix} 1 & 0 \\ 0 & 1 \end{pmatrix}$	$\begin{pmatrix} 0 & 1 \\ -1 & 0 \end{pmatrix}$
$\begin{pmatrix} 1 & 0 & 0 & 0 \\ 0 & -1 & 0 & 1/2 \\ 0 & 0 & 1 & 0 \end{pmatrix}$	$\begin{pmatrix} 0 & 1 \\ -1 & 0 \end{pmatrix}$	{ ^d m ₀₁₀ 0,1/2,0}	$\begin{pmatrix} 0 & e^{\pi i\nu} \\ e^{\pi i\nu} & 0 \end{pmatrix}$	$\begin{pmatrix} 0 & -ie^{\pi i\nu} \\ -ie^{\pi i\nu} & 0 \end{pmatrix}$

FIG. S2. Matrices of the representations of the little group \mathcal{L}^k of the \mathbf{k} -vector $D: (1/2, \nu)$ in the double layer group *pbma* (N. 45) with time-reversal symmetry. The first column gives the rotational and spin components of the symmetry operations. The second column shows the Seitz symbol of the symmetry operation. To distinguish between the two operations with the same rotational part but with different spin components the superscript *d* has been added to one of them. The next columns show the matrices of the representations whose labels are indicated in the first row. The output has been cut to reduce the size of the figure and only the matrices of 6 (out of 16) symmetry operations are shown. The anti-unitary symmetry operations are colored in red.

C. Compatibility relations of the layer (double) groups with and without time-reversal symmetry

The compatibility relations are crucial in the analysis of connectivity of the energy bands in the *Topological Quantum Chemistry* (TQC) framework [9, 78–80]. As we continuously move along a given electronic band represented in the reciprocal space and the path goes through \mathbf{k} -vectors of different symmetry (but keeping a group-subgroup relation between the little groups of adjacent vectors), the compatibility relations tell us how the sets of degenerate states at points of higher symmetry split when these states move to \mathbf{k} -vectors of lower symmetry. In the opposite sense, they tell us how states of different energy at \mathbf{k} -vectors of low

The full representation is induced from representations of the following star

$$D: (1/2, \nu), (-1/2, -\nu)$$

Matrices of the representations of the group

Matrix presentation	Seitz Symbol	\bar{D}_1	$\bar{D}_2\bar{D}_5$	$\bar{D}_3\bar{D}_4$
$\begin{pmatrix} 1 & 0 & 0 & t_1 \\ 0 & 1 & 0 & t_2 \\ 0 & 0 & 1 & 0 \end{pmatrix} \begin{pmatrix} 1 & 0 \\ 0 & 1 \end{pmatrix}$	$\{1 t_1, t_2, 0\}$	$\begin{pmatrix} e^{i\nu(t_1+2\pi t_2)} & 0 & 0 & 0 \\ 0 & e^{i\nu(t_1+2\pi t_2)} & 0 & 0 \\ 0 & 0 & e^{-i\nu(t_1+2\pi t_2)} & 0 \\ 0 & 0 & 0 & e^{-i\nu(t_1+2\pi t_2)} \end{pmatrix}$	$\begin{pmatrix} e^{i\nu(t_1+2\pi t_2)} & 0 & 0 & 0 \\ 0 & e^{i\nu(t_1+2\pi t_2)} & 0 & 0 \\ 0 & 0 & e^{-i\nu(t_1+2\pi t_2)} & 0 \\ 0 & 0 & 0 & e^{-i\nu(t_1+2\pi t_2)} \end{pmatrix}$	$\begin{pmatrix} e^{i\nu(t_1+2\pi t_2)} & 0 & 0 & 0 \\ 0 & e^{i\nu(t_1+2\pi t_2)} & 0 & 0 \\ 0 & 0 & e^{-i\nu(t_1+2\pi t_2)} & 0 \\ 0 & 0 & 0 & e^{-i\nu(t_1+2\pi t_2)} \end{pmatrix}$
$\begin{pmatrix} -1 & 0 & 0 & 0 \\ 0 & 1 & 0 & 1/2 \\ 0 & 0 & -1 & 0 \end{pmatrix} \begin{pmatrix} 0 & -1 \\ 1 & 0 \end{pmatrix}$	$\{2_{010} 0, 1/2, 0\}$	$\begin{pmatrix} 0 & e^{i\nu} & 0 & 0 \\ e^{i\nu} & 0 & 0 & 0 \\ 0 & 0 & 0 & e^{i\nu} \\ 0 & 0 & e^{i\nu} & 0 \end{pmatrix}$	$\begin{pmatrix} -ie^{i\nu} & 0 & 0 & 0 \\ 0 & ie^{i\nu} & 0 & 0 \\ 0 & 0 & -ie^{-i\nu} & 0 \\ 0 & 0 & 0 & ie^{-i\nu} \end{pmatrix}$	$\begin{pmatrix} ie^{i\nu} & 0 & 0 & 0 \\ 0 & -ie^{i\nu} & 0 & 0 \\ 0 & 0 & ie^{-i\nu} & 0 \\ 0 & 0 & 0 & -ie^{-i\nu} \end{pmatrix}$
$\begin{pmatrix} 1 & 0 & 0 & 1/2 \\ 0 & -1 & 0 & 1/2 \\ 0 & 0 & -1 & 0 \end{pmatrix} \begin{pmatrix} 0 & -1 \\ -1 & 0 \end{pmatrix}$	$\{2_{100} 1/2, 1/2, 0\}$	$\begin{pmatrix} 0 & 0 & 0 & ie^{i\nu} \\ 0 & 0 & -ie^{i\nu} & 0 \\ 0 & -ie^{-i\nu} & 0 & 0 \\ ie^{-i\nu} & 0 & 0 & 0 \end{pmatrix}$	$\begin{pmatrix} 0 & 0 & -ie^{i\nu} & 0 \\ 0 & 0 & 0 & -ie^{i\nu} \\ ie^{-i\nu} & 0 & 0 & 0 \\ 0 & ie^{-i\nu} & 0 & 0 \end{pmatrix}$	$\begin{pmatrix} 0 & 0 & ie^{i\nu} & 0 \\ 0 & 0 & 0 & ie^{i\nu} \\ -ie^{-i\nu} & 0 & 0 & 0 \\ 0 & -ie^{-i\nu} & 0 & 0 \end{pmatrix}$
$\begin{pmatrix} -1 & 0 & 0 & 1/2 \\ 0 & -1 & 0 & 0 \\ 0 & 0 & 1 & 0 \end{pmatrix} \begin{pmatrix} 1 & 0 \\ 0 & -1 \end{pmatrix}$	$\{2_{001} 1/2, 0, 0\}$	$\begin{pmatrix} 1 & 0 & 0 & 0 \\ 0 & -1 & 0 & 0 \\ 0 & 0 & 1 & 0 \\ 0 & 0 & 0 & 1 \end{pmatrix}$	$\begin{pmatrix} 0 & -1 & 0 & 0 \\ -1 & 0 & 0 & 0 \\ 0 & 0 & 0 & 1 \\ 0 & 0 & 1 & 0 \end{pmatrix}$	$\begin{pmatrix} 0 & -1 & 0 & 0 \\ -1 & 0 & 0 & 0 \\ 0 & 0 & 0 & 1 \\ 0 & 0 & 1 & 0 \end{pmatrix}$
$\begin{pmatrix} -1 & 0 & 0 & 0 \\ 0 & -1 & 0 & 0 \\ 0 & 0 & -1 & 0 \end{pmatrix} \begin{pmatrix} -1 & 0 \\ 0 & -1 \end{pmatrix}$	$\{2_{\bar{1}} 0, 0, 0\}$	$\begin{pmatrix} 1 & 0 & 0 & 0 \\ 0 & 1 & 0 & 0 \\ 0 & 0 & 1 & 0 \\ 0 & 0 & 0 & 1 \end{pmatrix}$	$\begin{pmatrix} 0 & 1 & 0 & 0 \\ -1 & 0 & 0 & 0 \\ 0 & 0 & 1 & 0 \\ 0 & 0 & 0 & -1 \end{pmatrix}$	$\begin{pmatrix} 0 & 1 & 0 & 0 \\ -1 & 0 & 0 & 0 \\ 0 & 0 & 0 & 1 \\ 0 & 0 & -1 & 0 \end{pmatrix}$
$\begin{pmatrix} 1 & 0 & 0 & 1/2 \\ 0 & -1 & 0 & 1/2 \\ 0 & 0 & 1 & 0 \end{pmatrix} \begin{pmatrix} 0 & 1 \\ -1 & 0 \end{pmatrix}$	$\{2_{100}^m 0, 1/2, 0\}$	$\begin{pmatrix} 0 & e^{i\nu} & 0 & 0 \\ e^{i\nu} & 0 & 0 & 0 \\ 0 & 0 & 0 & e^{i\nu} \\ 0 & 0 & e^{i\nu} & 0 \end{pmatrix}$	$\begin{pmatrix} 0 & -ie^{i\nu} & 0 & 0 \\ -ie^{i\nu} & 0 & 0 & 0 \\ 0 & 0 & 0 & -ie^{i\nu} \\ 0 & 0 & -ie^{i\nu} & 0 \end{pmatrix}$	$\begin{pmatrix} 0 & ie^{i\nu} & 0 & 0 \\ ie^{i\nu} & 0 & 0 & 0 \\ 0 & 0 & 0 & ie^{i\nu} \\ 0 & 0 & ie^{i\nu} & 0 \end{pmatrix}$

FIG. S3. Matrices of the full representations of the double layer group $pbma$ (N. 45) with time-reversal symmetry and wavevector $D: (1/2, \nu)$. The first column gives the rotational and spin components of the symmetry operations. The second column shows the Seitz symbol of the symmetry operation. To distinguish between the two operations with the same rotational part but with different spin components the superscript d has been added to one of them. The next columns show the matrices of the representations whose labels are indicated in the first row. The output has been cut to reduce the size of the figure and only the matrices of 6 (out of 16) symmetry operations are shown. The anti-unitary symmetry operations are colored in red.

Compatibility relations between representations of the Double Layer Space Groups

DLCOMPREL: Get the compatibility relations between irreducible representations of the Double Layer Space Groups

DLCOMPREL provides the set of compatibility relations between representations (or physically irreducible representations in a real basis) of a given Double Layer Space Group and a pair of wave vectors.

Enter the sequential number of the layer group choose

Irreducible representations Submit

Physically irreducible representations (time reversal is assumed) Submit

FIG. S4. Main menu of the tool DLCOMPREL hosted in the BCS. The user introduces the sequential number of the layer group in the white box or, clicking on the *choose* button, a table with the Hermann-Mauguin symbols of the 80 layer groups is presented. Once the group has been chosen the user can ask for the compatibility relations of irreps of the layer group with or without time-reversal symmetry.

symmetry merge at vectors of higher symmetry and become degenerate.

In group theory analysis, these relations are calculated through the *subduction* process. If \mathbf{k}_g and \mathbf{k}_h are two vectors whose little groups $\mathcal{L}_g^{\mathbf{k}}$ and $\mathcal{L}_h^{\mathbf{k}}$ have a group-subgroup relation $\mathcal{L}_g^{\mathbf{k}} > \mathcal{L}_h^{\mathbf{k}}$ (for instance, \mathbf{k}_g is a special point in a line \mathbf{k}_h or \mathbf{k}_g is a special line in a plane \mathbf{k}_h), the subset of matrices of an irrep of $\mathcal{L}_g^{\mathbf{k}}$, restricted to those elements of $\mathcal{L}_g^{\mathbf{k}}$ that also belong to $\mathcal{L}_h^{\mathbf{k}}$, form a representation, in general reducible, of $\mathcal{L}_h^{\mathbf{k}}$. The compatibility relations give the decomposition of this representation into irreps of $\mathcal{L}_h^{\mathbf{k}}$. Details about the calculation of the compatibility relations and their application in the TQC framework can be found in refs. [78, 80].

The compatibility relations for layer groups can be obtained from the corresponding compatibility relations in 3D space groups assuming the mapping explained in Section S1 A and Section S1 B, based on the existence of the reference group. In Section S1 B we have established a mapping between the irreps of a layer group and the irreps of its reference group. This mapping can also be translated to the compatibility relations. We have implemented the tool DLCOMPREL (cryst.ehu.es/cryst/dlcomp.html) in the BCS to retrieve the compatibility relations between pairs of \mathbf{k} -vectors connected in the reciprocal space, i.e., pairs whose little groups have a group-subgroup relation. Fig. S4 shows the main menu of DLCOMPREL. Once the layer group has been chosen, the user can ask for the compatibility relations between the irreps with or without time-reversal symmetry.

**Compatibility relations of the Double Layer Space Group *pbma* (N. 45)
involving the \mathbf{k} -vector $D:(1/2,v)$**

In parentheses: dimension of the irrep of the little group.

k-vector	Compatibility Relations
$S:(1/2,1/2)$	$S_1 S_2(4) \rightarrow 2D_1(2)$ $\bar{S}_3 \bar{S}_3(4) \rightarrow 2\bar{D}_2 \bar{D}_5(2)$ $\bar{S}_4 \bar{S}_4(4) \rightarrow 2\bar{D}_3 \bar{D}_4(2)$
$X:(1/2,0)$	$X_1(2) \rightarrow D_1(2)$ $X_2(2) \rightarrow D_1(2)$ $\bar{X}_3 \bar{X}_4(4) \rightarrow \bar{D}_2 \bar{D}_5(2) \oplus \bar{D}_3 \bar{D}_4(2)$
$V:(u,v)$	$D_1(2) \rightarrow V_1(1) \oplus V_2(1)$ $\bar{D}_2 \bar{D}_5(2) \rightarrow \bar{V}_3 \bar{V}_4(2)$ $\bar{D}_3 \bar{D}_4(2) \rightarrow \bar{V}_3 \bar{V}_4(2)$

FIG. S5. Compatibility relations between the (co)irreps with time-reversal symmetry of the little group of \mathbf{k} -vector $D: (1/2, v)$ in the double layer group *pbma* (N. 45) and the (co)irreps of all the \mathbf{k} -vectors connected to D in this layer group, $S: (1/2, 1/2)$, $X: (1/2, 0)$ and the general position $V: (u, v)$. The second column shows the compatibility relations.

In the next step the user chooses one of the \mathbf{k} -vector types of the layer group. The program then shows the list of \mathbf{k} -vectors connected to it in the chosen layer group. This list, in general, contains \mathbf{k} -vectors of higher symmetry (if any) and vectors of lower symmetry (if any). In this step the user must select one vector of the list to get the compatibility relations between the irreps of the little group of this vector and the irreps of the little group of \mathbf{k}_1 . Optionally it is also possible to get the compatibility relations between the irreps of the little group of \mathbf{k}_1 and the irreps of the little group of every \mathbf{k} -vector connected to \mathbf{k}_1 . Fig. S5 shows an example of the output of DLCOMPREL for the layer group *pbma* (N.45) with time-reversal symmetry and first \mathbf{k} -vector $D: (1/2, v)$. In this example we have asked for the compatibility relations between the irreps of the little group of D and the little group of every \mathbf{k} -vector connected to D , i.e., $S: (1/2, 1/2)$, $X: (1/2, 0)$ and $V: (u, v)$ in the first column of the figure. The second column shows the compatibility relations. The first two \mathbf{k} -vectors S and X represent isolated points in the reciprocal space that sit on the line D and, therefore, the little groups \mathcal{L}^S and \mathcal{L}^X of S and X , respectively, are supergroups of the little group \mathcal{L}^D of D . The irreps of \mathcal{L}^S and \mathcal{L}^X subduce into representations of \mathcal{L}^D . The irrep $\bar{X}_3 \bar{X}_4$ of \mathcal{L}^X , for instance, subduces into a reducible representation of \mathcal{L}^D which can be expressed as the direct sum of the irreps $\bar{D}_2 \bar{D}_5$ and $\bar{D}_3 \bar{D}_4$. The \mathbf{k} -vector $V: (u, v)$ represents the general position where the line $D: (1/2, v)$ sits. The little group \mathcal{L}^V of V is thus a subgroup of \mathcal{L}^D and the irreps of \mathcal{L}^D subduce into representations of \mathcal{L}^V .

D. Band representations in the layer groups

The concept of *band representation* was introduced by Zak [87–89] for spinless systems with and without time-reversal symmetry and was later extended to spinful systems [9, 78]. They represent a connection between magnitudes defined locally in direct space (as the electronic orbitals around a center of charges in this work) and its representation in the momentum or reciprocal space through extended states (Bloch wave-functions or electronic bands in this work). The symmetry of the extended states over the Brillouin zone is determined by the symmetry of the localized states around a WP in the crystal. The relation between the two descriptions based on representation theory is usually done through the so-called *site-symmetry approach* [90]. As the SSG of a given WP is a (finite) subgroup of the (infinite) space group \mathcal{G} , a representation of the SSG induces a representation (band representation) in \mathcal{G} whose dimension is infinite but can be expressed as a direct sum of irreducible representations of \mathcal{G} . The site-symmetry approach allows the calculation of the multiplicities of this decomposition of the band representation into irreps of \mathcal{G} , i.e., into irreps of the little group of every \mathbf{k} -vector in the first Brillouin zone. The apparent complexity of the determination of the multiplicities of the (infinitely many) irreps of the little groups is much simplified making use of the Frobenius reciprocity theorem. According to this theorem, if ρ^H and ρ^M are two representations of two subgroups \mathcal{H} and \mathcal{M} , respectively, of \mathcal{G} , the multiplicity of ρ^M of the induced representation into \mathcal{G} from ρ^H and the multiplicity of ρ^H of the induced representation into \mathcal{G} from ρ^M are exactly the same. As the irreps of the little group of every \mathbf{k} -vector in all the space groups and the corresponding induced representations into the space group (the full representations) have been already tabulated, the systematic application of the site-symmetry approach allowed the tabulation of the multiplicities, as an intermediate step to characterize the band representations. The programs SITESYM (cryst.ehu.es) and DSITESYM (cryst.ehu.es/cryst/sitesym.html) in the BCS give these multiplicities in all the space groups and all the double space groups, respectively. More details about the

site-symmetry approach can be found in Ref. [90] and about its implementation in the BCS in Ref. [78].

We have recently adapted DSITESYM to layer groups and implemented the tool DLSITESYM (cryst.ehu.es/cryst/dlsitesym.html) in the BCS. As it has been stressed in Section S1 A and Section S1 B, there is no need to apply the site-symmetry approach from scratch in the layer groups due to the existence of the reference space group \mathcal{G} for each group \mathcal{L} (see Section S1 A). As we have established a correspondence between the Wyckoff positions, \mathbf{k} -vectors and irreps of \mathcal{G} and \mathcal{L} , we can extend the correspondence to the multiplicities calculated in the site-symmetry approach without any further calculations, as we have done in the calculation of the compatibility relations in Section S1 C.

Fig. S6 shows the two steps of the input DLSITESYM. The user chooses sequentially the layer group (menu of Fig. S6(a)), and a \mathbf{k} -vector and Wyckoff position (menu of Fig. S6(b)). The output of the program consists of 5 tables, as shown in Fig. S7. The program gives (a) the symmetry operations of the SSG of the Wyckoff position chosen, (b) the character table of the irreps of the point group isomorphic with the SSG of (a), (c) the character table of the subduced representations from the full irreducible representations of the chosen \mathbf{k} -vector into the SSG, (d) the decompositions of the representations in (c) into irreps of the SSG and (e) the multiplicities of the decompositions of the induced representations from the irreps of the SSG into irreps at the chosen \mathbf{k} -vector. According to the Frobenius reciprocity theorem, the table of Fig. S7(e) is the transpose of the table in Fig. S7(d).

Given a WP and the irreps of its SSG, the systematic application of the site-symmetry approach for all the \mathbf{k} -vectors that cover the first Brillouin zone, allows the determination of the band representations [9, 78, 87–89] induced from the irreps of the SSG of the WP.

Using the tabulation made in LSITESYM, the determination of the band representations induced from every irrep of the site-symmetry group of any Wyckoff position in a given layer group is straightforward. A band representation is described as the direct sum of irreps of the little groups $\mathcal{L}^{\mathbf{k}}$ of every \mathbf{k} -vector in the first Brillouin zone. To construct thus the induced band representation we have just to fix the layer group, the Wyckoff position, the irrep of the site-symmetry group of the Wyckoff position and extract the data from Fig. S7(e) for all the \mathbf{k} -vectors of the layer group. Among all the band representations induced from all the Wyckoff positions, those that cannot be expressed as a direct sum of band representations are called *elementary band representations* (EBRs) and are of special importance in the TQC approach (see Ref. [9, 78–80] for detailed explanations about the relevance of the EBRs in the analysis of electronic band structures.)

The recently implemented tool LBANDREP (cryst.ehu.es/cryst/lbandrep.html) in the BCS gives all the BRs induced from all irreps of the site-symmetry groups of all the Wyckoff positions. It also identifies the EBRs. The Fig. S8 shows the main menu of LBANDREP. Providing the sequential number of the layer group (or selecting the layer group from the table shown after clicking on the *choose* button), the user has four different options to get a set of band representations. It is possible to get the complete list of EBRs of the layer group or the set of band representations induced from a chosen Wyckoff position. In both cases, the user can choose between layer groups with or without time-reversal symmetry.

Fig. S9 shows the output of LBANDREP for the layer group $p321$ (N. 68) and with the chosen option *Elementary TR*. The output contains the full list of five single-valued and four double-valued EBRs induced from the two maximal Wyckoff positions a and c . The default output gives only the multiplicities of the irreps at the \mathbf{k} -vectors of maximal symmetry (Γ , K , KA , and M for this layer group). This list contains all the information to identify and characterize the EBR. The multiplicities at any other \mathbf{k} -vector can be obtained from the multiplicities at the maximal \mathbf{k} -vectors making use of the compatibility relations. Clicking on the box *Show all types of k-vectors* the list of irreps is extended to the \mathbf{k} -vectors of the whole first Brillouin zone.

The first row of the table indicates the Wyckoff position and, in parentheses, the symbol of the point group isomorphic to the site-symmetry group of the Wyckoff position. The second row shows the irrep of the site-symmetry group that induces the EBR and the dimension of the irrep in parentheses. The third row indicates whether the EBR is decomposable or not. An EBR is decomposable whether the set of irreps at every \mathbf{k} -vector can be divided into two or more subsets of irreps that can be fully connected along the whole reciprocal space. A decomposable EBR thus can be split into several gapped bands. In this layer group, the EBR induced from the single-valued irrep ${}^1E^2E$ of the site symmetry group of the Wyckoff position $2c$ is decomposable. Clicking on the box *Decomposable* the program gives the different ways into which the EBR can be decomposed. Fig. S10 gives all the possible decompositions of the EBR into gapped bands. In this particular case, there is a single way to decompose the EBR into two bands defined by the irreps at every maximal \mathbf{k} -vector. This information is relevant in the classification of the compounds with strong topology into NLC and SEBR (see the main text and refs [9, 78]). The set of bands below the Fermi level of a material tagged as SEBR cannot be expressed as a linear combination of EBRs using positive or negative coefficients (it is thus strong topological) but can be expressed as a linear combination of EBRs and parts of EBRs, as the ones shown in every column of Fig. S10.

E. Check Topological Layer Materials tool in the BCS

The tables described in the preceding sections and implemented in the BCS contain all the required information to apply the TQC approach to the (calculated) set of electronic bands of a material. We have implemented the tool *Check Topological Layer Materials* in the BCS (cryst.ehu.es/cryst/checktopologicalayer) to make the identification of the topological character of the material based on TQC. This tool has been adapted from the previously implemented *Check Topological Mat.* tool in the

(a) **Site symmetry of the Double Layer Space Groups**

Site Symmetry Method

This program implements the so-called site-symmetry approach for double layer space groups. The method establishes symmetry relations between the localized states (local atomic displacements) and crystal extended states (phonons, electrons, etc.) over the entire Brillouin zone.

Input data:

1. Layer space group number.
2. \mathbf{k} -vector.
3. Wyckoff position.

Please, enter the sequential number of the layer group as given in the *International Tables for Crystallography*, Vol. A

choose

submit

(b) **Site symmetry of the Double Layer Space Group $pbma$ (No. 45)**

Choose one \mathbf{k} -vector and one Wyckoff position in the tables below

List of non-equivalent \mathbf{k}-vectors			
The components are referred to the conventional basis			
Choose one	k-vector label	Components in the conventional basis	
<input type="radio"/>	GM	(0,0)	
<input type="radio"/>	S	(1/2,1/2)	
<input type="radio"/>	X	(1/2,0)	
<input type="radio"/>	Y	(0,1/2)	
<input type="radio"/>	C	(u,1/2)	
<input type="radio"/>	SM	(u,0)	
<input checked="" type="radio"/>	D	(1/2,v)	
<input type="radio"/>	DT	(0,v)	
<input type="radio"/>	V	(u,v)	

List of Wyckoff positions			
The components are referred to the conventional basis			
Choose one	multiplicity	Wyckoff letter	Components in the conventional basis
<input type="radio"/>	4	a	(0,0,0),(1/2,0,0),(1/2,1/2,0),(0,1/2,0)
<input checked="" type="radio"/>	4	b	(1/4,0,z),(3/4,1/2,-z),(3/4,0,-z),(1/4,1/2,z)
<input type="radio"/>	4	c	(x,1/4,z),(1/2-x,3/4,z),(1/2+x,1/4,-z),(-x,3/4,-z)
<input type="radio"/>	8	d	(x,y,z),(1/2-x,-y,z),(1/2+x,1/2-y,-z),(-x,1/2+y,-z),(-x,-y,-z),(1/2+x,y,-z),(1/2-x,1/2+y,z),(x,1/2-y,z)

Submit

FIG. S6. (a) First page of the menu of the tool DLSITESYM where the user selects the layer group. (b) Second page of the menu, once the user has selected the layer group ($pbma$ (N. 45) in the example of the figure). In this step the user chooses a \mathbf{k} -vector in the momentum space and a Wyckoff position (D and b , respectively, in the example of the figure).

BCS for 3-dimensional systems. The use of this tool is explained in detail in the supplementary information (appendices A-E) of Ref. [11]. The appendix in that reference can also be used as a guide of the tool *Check Topological Layer Materials*. The program needs as input a file in plain text that contains all the required parameters: the number of electrons of the compound, a label that indicates whether SOC has been included in the calculations, the list of symmetry operations of the layer group, the list of coordinates of the \mathbf{k} -vectors of maximal symmetry, the list of symmetry operations of the little group of every maximal \mathbf{k} -vector and the traces of the symmetry operations of the little groups of the eigenstates calculated at the \mathbf{k} -vectors of maximal symmetry (see the details in Ref. [11]). The whole procedure in the 3D and 2D versions of the program is practically the same except for a subtlety regarding the symmetry operations given. Whereas the (3D) space group type can be unambiguously identified by a set of generators given in any arbitrary setting, this is not true for layer groups. As stressed in Section S1 A, two different layer groups can correspond to the same reference space group in the monoclinic and orthorhombic crystal systems (for example the layer group types $p112$ (N. 3) and $p211$ (N. 8) which have as reference group the space group type $P2$ (N. 3)). In these cases, the difference between the layer groups is the orientation of their symmetry operations with respect to the 2-dimensional lattice of

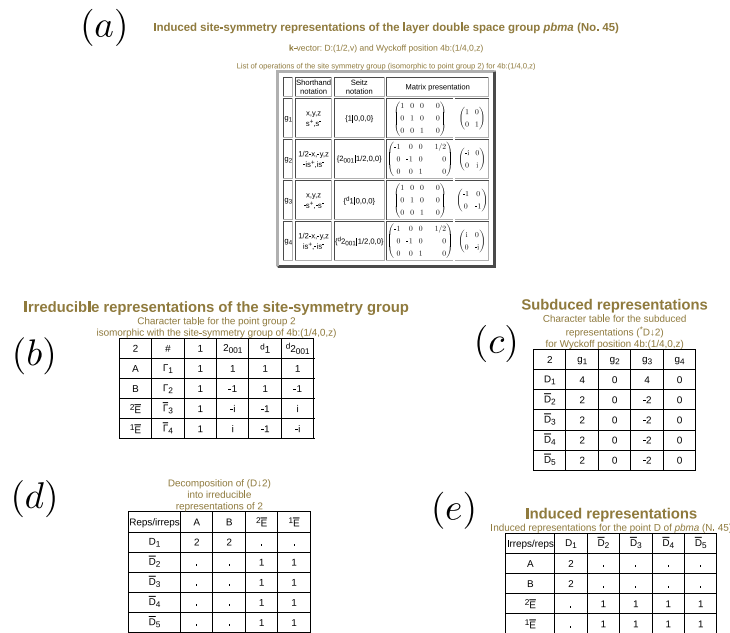


FIG. S7. Output of the program DLSITESYM after the introduction of the input data of Fig. S6. (a) Symmetry operations of the SSG of the Wyckoff position $4b$ in the double layer group $pbma$ (N. 45). (b) The character table of the point group isomorphic with the SSG of $4b$. (c) Character table of the subduced representations from the full representations at point D into the SSG of $4b$. (d) Decomposition of the subduced representations of figure (c) into irreps of the SSG of $4b$. (e) Induced representations from the irreps of the SSG of $4b$ into \mathcal{L} for the \mathbf{k} -vector D .

Band representations of the double Layer Space Groups

Band Representations of Layer Groups

This program calculates the band representations (BR) induced from the irreps of the site-symmetry group of a given Wyckoff position in a double Layer Space Group with and without time-reversal symmetry. Alternatively, it gives the set of elementary BRs of the group. The program also indicates if the elementary BRs are decomposable or indecomposable. If it is decomposable, the program gives all the possible ways to decompose it.

Enter the sequential number of the layer group

2. Get the elementary BRs without time-reversal symmetry

Elementary

2. Get the elementary BRs with time-reversal symmetry

Elementary TR

4. Get the BRs without time-reversal symmetry from a Wyckoff position

Wyckoff

4. Get the BRs with time-reversal symmetry from a Wyckoff position

Wyckoff TR

FIG. S8. (a) Main menu of the LBANDREP tool. The user introduces the sequential number of the layer group in the box (or after clicking on the *choose* button the group can be selected from the table of symbols of the layer groups) and chooses among the four options given at the bottom: list of elementary band representations (1) with or (2) without time-reversal symmetry or list of induced band representations with (3) or (4) without time-reversal for a Wyckoff position to be selected in a subsequent menu.

translations. To avoid any misidentification of the layer group generated by the symmetry operations given in the file to upload in *Check Topological Layer Materials*, in the used setting the \mathbf{c} unit cell vector must be orthogonal to the lattice of translations of the layer group.

F. RSI-layer: tables of real Space Invariants in the layer groups

Following the method introduced in Ref. 91 to calculate the RSIs in wallpaper groups and subsequently extended to 3D space groups [31], we have calculated the RSI in the (double) layer group for both types of irreps: single irreps (for band structure calculations without SOC) and for double irreps (for band structure calculations with SOC). The definitions of the RSI indices of LGs have been implemented in the BCS (cryst.ehu.es/cryst/RSIlayer).

Elementary band-representations with time-reversal symmetry of the double Layer Space Group $p321$ (No. 68)

The first row shows the Wyckoff position from which the band representation is induced. In parentheses, the symbol of the point group isomorphic to the site-symmetry group.

The second row gives the symbol $\rho \uparrow G$, where ρ is the irrep of the site-symmetry group. In parentheses, the dimension of the representation.

The output shows the decomposition of the band representations into irreps of the little groups of the given k -vectors in the first column. In parentheses, the dimensions of the representations.

Show all types of k -vectors

Wyckoff pos.	1a(32)	1a(32)	1a(32)	2c(3)	2c(3)	1a(32)	1a(32)	2c(3)	2c(3)
Band-Rep.	$A_1 \uparrow G(1)$	$A_2 \uparrow G(1)$	$E \uparrow G(2)$	$A_1 \uparrow G(1)$	${}^1E^2E \uparrow G(2)$	${}^1E^2E \uparrow G(2)$	$\bar{E}_1 \uparrow G(2)$	$EE \uparrow G(2)$	${}^1E^2E \uparrow G(2)$
Decomposable/ Indecomposable	Indecomposable	Indecomposable	Indecomposable	Indecomposable	Decomposable	Indecomposable	Indecomposable	Decomposable	Decomposable
$\Gamma:(0,0)$	$\Gamma_1(1)$	$\Gamma_2(1)$	$\Gamma_3(2)$	$\Gamma_1(1) \oplus \Gamma_2(1)$	$2\Gamma_3(2)$	$\bar{\Gamma}_4\bar{\Gamma}_5(2)$	$\bar{\Gamma}_6(2)$	$2\bar{\Gamma}_4\bar{\Gamma}_5(2)$	$2\bar{\Gamma}_6(2)$
$K:(1/3,1/3)$	$K_1(1)$	$K_2(1)$	$K_3(2)$	$K_3(2)$	$K_1(1) \oplus K_2(1) \oplus K_3(2)$	$\bar{K}_4(1) \oplus \bar{K}_5(1)$	$\bar{K}_6(2)$	$2\bar{K}_6(2)$	$\bar{K}_4(1) \oplus \bar{K}_5(1) \oplus \bar{K}_6(2)$
$KA:(-1/3,-1/3)$	$KA_1(1)$	$KA_2(1)$	$KA_3(2)$	$KA_3(2)$	$KA_1(1) \oplus KA_2(1) \oplus KA_3(2)$	$\bar{K}\bar{A}_4(1) \oplus \bar{K}\bar{A}_5(1)$	$\bar{K}\bar{A}_6(2)$	$2\bar{K}\bar{A}_6(2)$	$\bar{K}\bar{A}_4(1) \oplus \bar{K}\bar{A}_5(1) \oplus \bar{K}\bar{A}_6(2)$
$M:(1/2,0)$	$M_1(1)$	$M_2(1)$	$M_1(1) \oplus M_2(1)$	$M_1(1) \oplus M_2(1)$	$2M_1(1) \oplus 2M_2(1)$	$\bar{M}_3\bar{M}_4(2)$	$\bar{M}_3\bar{M}_4(2)$	$2\bar{M}_3\bar{M}_4(2)$	$2\bar{M}_3\bar{M}_4(2)$

FIG. S9. Default output of LBANDREP for the layer group $p321$ (N. 68) and with the chosen option *Elementary TR*. See the text for an explanation of the information included in the table.

Possible decompositions of the elementary band representation of the layer space group $p321$ (No. 68) with time-reversal symmetry induced from the irreducible representation ${}^1E^2E$ of the point group 3, isomorphic to the site-symmetry group of the Wyckoff position 2c.

	branch 1	branch 2
1	$\Gamma_3, K_3, KA_3, M_1, M_2$	$\Gamma_3, K_1, K_2, KA_1, KA_2, M_1, M_2$

FIG. S10. Possible ways to decompose the EBR induced from the single-valued irrep ${}^1E^2E$ of the site symmetry group of the Wyckoff position 2c in the layer group $p321$ (N. 68) with time-reversal symmetry. This information is accessible by clicking on the box *Decomposable* below the Wyckoff position 2c and irrep ${}^1E^2E$ in Fig. S9.

S2. 2D TOPOLOGICAL MATERIALS DATABASE

In this section, we will briefly describe the main features of the [Topological 2D Materials Database \(2D-TQCDB\)](#). The database is composed of a search engine, which allows a *basic* and *advanced* search methods, and for each material a detailed description of its crystallographic, electronic, and topological properties.

The [2D-TQCDB](#) database is largely analogous to the [TQC website](#) or [Topological Phonon Database](#). The *basic* search engine page allows searches based on chemical elements or chemical formula, the parent bulk crystal ICSD ID or the serial number assigned to each entry in the [2D-TQCDB](#) database. In addition, the *advanced* search option allows the user to specify more constraints on the material to be searched for, as shown in Fig. S11. This includes the layer group (LG) of the structure, the maximum and minimum number of distinct elements present in the formula, and the topological or obstructed class the material belongs to (trivial and not-obstructed, topological insulator (TI), topological semimetal (SM), obstructed atomic insulator (OAI) or orbital-obstructed atomic insulator (OOAI)) at the Fermi level. One can also filter materials with respect to their twist properties, including if it is a twistable insulator or semimetal, the Bravais lattice or the valley type. Finally, a few tags allow to focus on 2D materials that are known to be experimentally realized, that exist as bulk or that has been computed as exfoliable from a bulk material. The search result gives a short overview of each material, including its serial number, LG, twistable properties, and topological features at Fermi energy with SOC.

Once we select a given material, the website displays a large amount of information, as exemplified in Fig. S12 for BiTeI in LG 69 (2D-TQC 6.3.1973), organized as follows.

At the top of each page, we display detailed crystallographic properties of the material, including unit cell parameters and layer group information. The structure is presented in an interactive 3D plot, enabling magnification and rotation of the unit cell. Additionally, we list both the Wyckoff positions occupied by atoms in the material and the complete set of generic Wyckoff positions for the layer group at the end of the page. Atomic structures used in this work were collected from two established 2D materials databases, [C2DB](#); and [MC2D](#), and all calculations were performed based on these initial structures. Each entry

Topological 2D Materials Database

Compound Contains Bi Te - OR - ICSD Number use 1234 - OR - Topo2d-ID number use 1.2.3 Search

[Back to Periodic Table](#)

Symmetry features
 Layer group p-3m1 (LG 72)

Material features
 Min nbr of distinct elements 1
 Max nbr of distinct elements 10

Topological features
 Should host a TI
 Should host a SM
 Should host an OAI
 Should host an QOAI

Twist
 Twistable Insulator
 Twistable Semimetal
 Bravais lattice Valley
 Valley Any

Tags
 Experimental
 Computationally exfoliable
 Exist as bulk material

Found 12 materials

Compound	serial-id	Layer Group	Twistable	Topological features at EF
Bi1 Te2	2.2.285	72 (p-3m1)	No	SM
Bi2 Te3	6.1.31	72 (p-3m1)	Yes (insulator)	Trivial
Bi3 Te4	2.2.284	72 (p-3m1)	No	SM
Bi2 Se1 Te2	6.1.28	72 (p-3m1)	Yes (insulator)	Trivial
Bi2 S1 Te2	6.2.1179	72 (p-3m1)	Yes (insulator)	Trivial
Bi2 Se2 Te1	6.1.24	72 (p-3m1)	Yes (insulator)	Trivial

FIG. S11. Screenshot of the advanced search interface of the [2D-TQCDB](#). The tags for a detailed search involving symmetry, chemical formula, topological and twist features are shown, alongside the experimental/exfoliable/bulk status).

includes a link to the source of the atomic structure file.

For each material, we have calculated the projected density of states (PDOS) and the band structure, both with and without spin-orbit coupling (SOC), as exemplified in Fig. S12 (b). Both plots are interactive, allowing users to zoom in and explore finer details, similar to the atomic structure visualization.

When the material can be twisted, we summarize their key twisting properties as studied in Ref. [92]. For twistable semimetals, we include the moiré valley momentum and the twist score. For twistable insulators, we provide the moiré valley momentum and twist scores for the conduction and valence bands separately when their respective band edges are twistable.

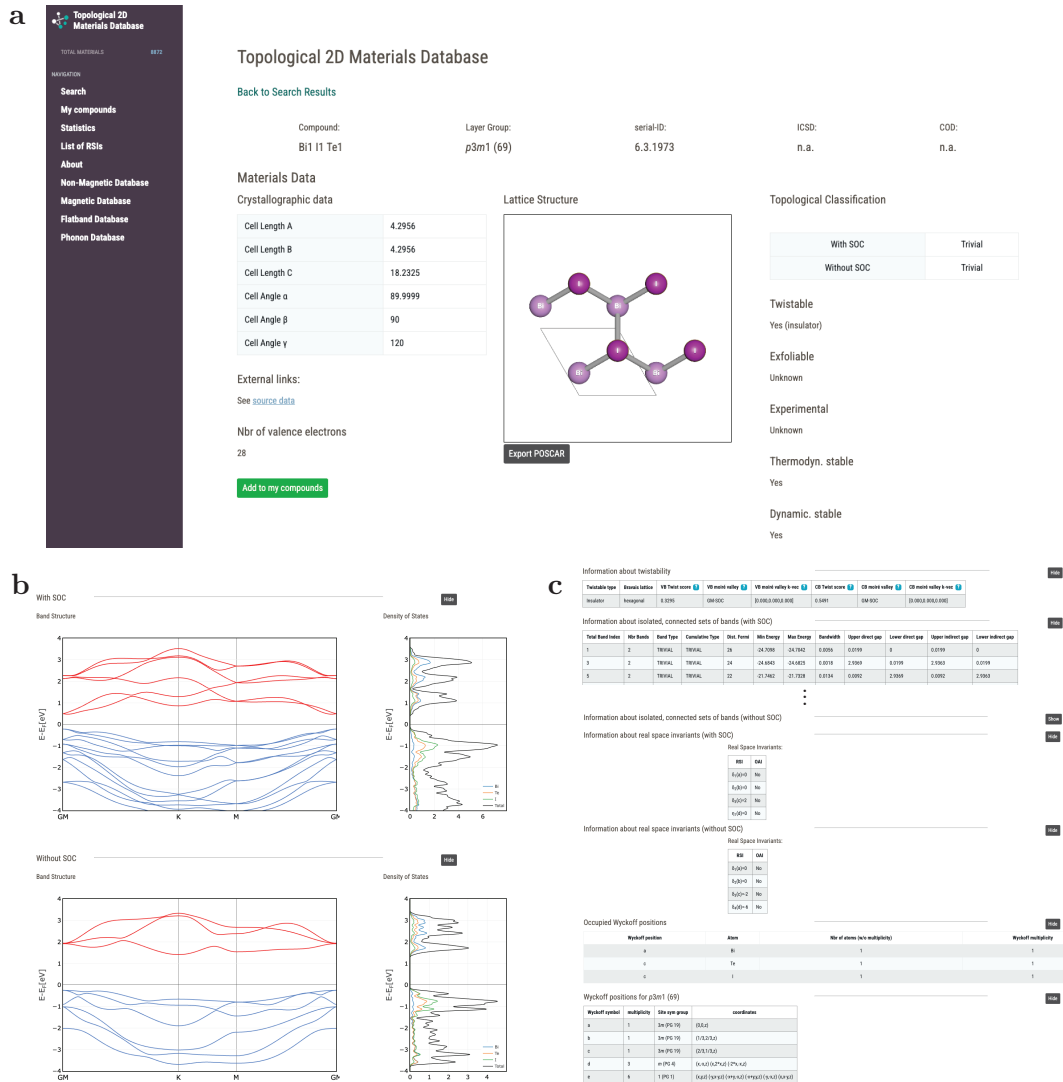
For each entry, we conduct a comprehensive analysis of the topology for all isolated band groups, both with and without spin-orbit coupling (SOC). For each group of bands, we provide: the band index, the number of bands included, the topological classification according to TQC—categorized as SEBR, NLC, FRAGILE, or TRIVIAL—and the cumulative topological classification. Additionally, we report the energy difference to the Fermi level, the minimum and maximum energies of the bands, the upper and lower direct gaps, and the upper and lower indirect gaps.

For topologically trivial materials with a valence band representation, we additionally provide all possible real-space invariants (RSI) consistent with the material’s layer group (LG). For each RSI, we list its index, the associated Wyckoff position, and its specific value in the material. We also indicate whether the index implies that the material is an obstructed atomic insulator (OAI)—a condition met when a nonzero index appears in an empty Wyckoff position.

The [2D-TQCDB](#) also provides a statistics page, which offers a convenient option to download key topological properties calculated for each material in CSV format. It includes statistics across various subsets of the database, categorized by topology type, experimental status, and other classifications.

S3. TOPOLOGICAL INDICES

In the main text, we saw that the topological quantum chemistry (TQC) formalism can determine if the symmetry data vector of a material corresponds to a topological insulator or not. When we have a SEBR or NLC material we say, in the context of TQC, that the material has strong topology. However, this classification alone does not give further information on the type of topological invariant the material has, which determines its physics. Such information is encoded in the so-called topological invariants or symmetry indicators, which we will briefly discuss below.



With SOC

Band Structure

Density of States

Without SOC

Band Structure

Density of States

FIG. S12. Screenshot of a typical material entry page, using BiTel in layer group 69 (2D-TQC 6.3.1973) as an example. The top panel a displays key structural details, including unit cell parameters, an interactive 3D structure, and basic properties. The unique serial number identifies the material entry in the 2D-TQCDB. Links to the original crystal structure sources (either C2DB; or MC2D) are provided, along with topological classifications (with and without SOC), twistable properties, computational exfoliability (from MC2D), experimental status, and thermodynamic and dynamic stability (from C2DB). Panel b shows the key electronic properties including the band structure and atom-projected density of states (PDOS) with and without SOC, presented interactively. Panel c provides details on twistability, isolated and connected band sets (with and without SOC) with their topological properties, real space invariants (RSI) (with and without SOC), occupied Wyckoff positions, and the full list of Wyckoff positions in the corresponding LG.

It is instructive to consider a crystal of space group G that undergoes a structural phase transition, so the symmetry of its structure changes into a subgroup of G . The loss of one or more symmetry operations may or may not change the (strong) topology of the system. When this happens, we may say that the lost symmetry protects the topology of the original system. A set of topological indices or symmetry indicators (SIs) can be defined in order to express the topology of a material, depending on the symmetry that protects it. Any given type of strong topology (QSHI, TCI,...) is therefore characterized by a set of SIs. Each SI allowed in an SG is the generator of an abelian group \mathbb{Z}_i , where i is the amount of values the SI can take. The SI group of an SG is the product of the abelian groups generated by each allowed SI [10, 93], so that each SG has a characteristic SI group and allowed SIs. If at least one allowed SI in a material is not zero, the system will exhibit strong topology.

Given a space group (or layer group), the topological indices or symmetry indicators that it allows can be calculated [10, 60, 73, 85, 94, 95]. An explicit expression of the topological indices as a function of multiplicities of cores of the little groups at the maximal \mathbf{k} points of the Brillouin Zone (BZ) can be derived. The expressions of the SI for all SG have been tabulated

[10, 60, 73]. On the other hand, the set of possible EBRs of a SG are also fully determined [9]. The full information about the SI group of a SG is encoded in its EBR matrix [96]. It can be shown that the EBR matrix, which is a non-square matrix with integer coefficients accepts a Smith decomposition,

$$\Delta = L \cdot EBR \cdot R \quad (\text{S11})$$

where Δ is a diagonal matrix, and L and R are unimodular matrices. Some elements in the diagonal of Δ , $\Delta_{i,i}$, can be zero, since some EBRs may not be independent from the others. These vanishing diagonal coefficients of Δ establish the conditions for compatibility relations to be satisfied [96]. The diagonal coefficients Δ_{ii} larger than one establish which subspace spanned by EBRs can host non-trivial topology, as we will show below. It was established in Ref. [9] that, if compatibility relations are satisfied, the symmetry data vector B can be expressed as

$$B = EBR \cdot X \quad (\text{S12})$$

where X is a vector that can contain integer or fractional elements X_i . If X_i are integers, the material is trivial or fragile topological, and if there is at least one fractional coefficient the material is strong topological in the TQC sense (SEBR or NLC). Making use of the Smith decomposition of the EBR matrix in Eq. (S11), we may define a C matrix

$$C = \Delta \cdot R^{-1} \cdot X = L \cdot B \quad (\text{S13})$$

If the system does not have strong topology, then X can have only integer coefficients, and the following conditions are obtained for the coefficients of C , c_i

$$c_i = 0 \pmod{\Delta_{ii}}. \quad (\text{S14})$$

The c_i can be nonzero only if $\Delta_{ii} > 1$. If $\Delta_{ii} > 1$, c_i can have a set of integer values, limited by the value of Δ_{ii} . If $c_i > 0$, the system will present strong topology. Therefore, the Δ_{ii} elements larger than 1 indicate the existence of strong topological classes in the space group considered. Each $\Delta_{ii} > 1$ represents an abelian group $\mathbb{Z}_{\Delta_{ii}}$. The topological class of a particular material will be determined by the values of the topological indices, which coincide with the c_i coefficients associated to the $\mathbb{Z}_{\Delta_{ii}}$ groups with $\Delta_{ii} > 1$. The information about the topological indices of a system is thus encoded in the L matrix and the symmetry data vector B . Therefore, the $\mathbb{Z}_{\Delta_{ii}}$ groups with $\Delta_{ii} > 1$ coincide with the abelian groups generated by symmetry indicators.

For example, in the Δ matrix of SG $P-1$ (no. 2), there are four diagonal elements > 1 , namely (2,2,2,4). Therefore, the SI group of SG no. 2 is $\mathbb{Z}_2 \times \mathbb{Z}_2 \times \mathbb{Z}_2 \times \mathbb{Z}_4$. The \mathbb{Z}_4 group [10, 73, 96] is generated by the strong topological index of Fu and Kane. The other three groups have a \mathbb{Z}_2 index each, corresponding to the three weak topological indices [97, 98].

The c_i can be expressed as a function of EBRs (Eq. (S13)), and thus also as a function of the coreps of the maximal \mathbf{k} points. In general, the unimodular matrices R and L that participate in the Smith decomposition of the EBR matrix are not unique, and so they depend on an arbitrary choice. The compatibility relations impose relationships between the coefficients of the L matrix [10, 96]. While the Smith normal form of the EBR matrix, and thus the SI group of the SG or LG do not depend on the choice of the L and R matrices, the c_i , and therefore the expressions of topological indices, do. In [60, 73] a convention for the indices was introduced, and all the indices for all SG were calculated and tabulated. This convention allows to establish a unique shape of L for all SG, and under this assumption, the c_i obtained by means of Eq. (S14) match the SI indicators tabulated in [73].

Although we have so far referred to SG in the discussion, all the formal conclusions hold for LG as well. As it is described in more detail in Section S1, in this work we have adapted the TQC machinery to LG. This involved the calculation of all the EBRs of all LG (available in program [LBANDREP](#)), which allows for the construction of their EBR matrices. With the information encoded in the EBR matrices in hand, we have calculated the independent topological indices for all LG, tabulated them, and made them available in the new program [Topological Indices](#) in the [BCS](#). The new program [Check Topological Layer Mat.](#) can calculate the values of the topological index for a given material, given its symmetry data vector, using solely TQC recipes. These indices are analogous to the indices for all SG previously calculated in refs [60] and [73] in the context of symmetry indicator theory. Also, the SI spaces for all space groups and layer groups were tabulated in [10]. As expected, the SI groups we obtain for all LG ($\Delta_{ii} > 1$ elements) by means of TQC match with the abelian SI groups presented in Ref. [10] for LG.

S4. ADDITIONAL DETAILS OF HIGHLIGHTED MATERIALS

A. C_3Ta_4 in LG LG 72 ($p\bar{3}m1$) (2D-TQC 1.1.12)

The band structure of the C_3Ta_4 in LG 72 ($p\bar{3}m1$) is shown in Fig. 2(a) in the main text. Our calculations reveal that the symmetry data vector of the valence BR can be expressed as

$$\{4\bar{\Gamma}_4\bar{\Gamma}_5 \oplus 4\bar{\Gamma}_6\bar{\Gamma}_7 \oplus 10\bar{\Gamma}_8 \oplus 10\bar{\Gamma}_9, 10\bar{M}_4\bar{M}_5 \oplus 18\bar{K}_6, 13\bar{M}_3\bar{M}_4 \oplus 15\bar{M}_5\bar{M}_6\}.$$

According to the new [Check Topological Layer Mat.](#) program, the BR cannot be expressed as a linear combination of EBRs. The EBRs compatible with LG 72 ($p\bar{3}m1$) are available in the new program [LBANDREP](#). The material is a SEBR topological insulator. Using the symmetry data vector, We can also calculate the topological index of the material, using the symmetry indicator approach refs. [10, 73]. The SI group of LG 72 ($p\bar{3}m1$) is \mathbb{Z}_2 [10, 26], and is associated to the weak TI indicator indices as defined in Ref. [10]. As a result, the indicator $z_{2w,1}$ determines the topology of the band structure, and the material must be a QSHI (knowing that it is SEBR). This index is present in all LG with inversion symmetry, and refers to one of the weak TI indices of 3D TIs [97, 98]. In 2D there are no "weak" TIs from the perspective of Refs [98] and [97]. This occurs because when we project the BZ to 2D, the expressions of strong and weak TI reduce to the same Fu-Kane formula for the \mathbb{Z}_2 invariant topological ν index of two-dimensional QSHI [98]. In our case we have $z_{2w,1} = 1$ as expected. All the topological insulators we found are tabulated in the tables of Section S9, with their correspondent topological indices.

B. Br_2Hg_3 in LG 80 ($p6/mmm$) (2D-TQC 1.2.133)

The band structure of the Br_2Hg_3 in LG 80 ($p6/mmm$) is shown in Fig. 2(b) in the main text. Our calculations reveal that the symmetry data vector of the valence band representation is

$$\{6\bar{\Gamma}_7 \oplus 8\bar{\Gamma}_8 \oplus 7\bar{\Gamma}_9 \oplus \bar{\Gamma}_{10} \oplus \bar{\Gamma}_{11} \oplus 2\bar{\Gamma}_{12}, 9\bar{K}_7 \oplus 8\bar{K}_8 \oplus 8\bar{K}_9, 10\bar{M}_5 \oplus 15\bar{M}_6\}$$

. With the [Check Topological Layer Mat.](#) program, we determine that the BR cannot be expressed as a linear combination of EBRs, and that it is a SEBR TI. LG 80 ($p6/mmm$) has SI group \mathbb{Z}_6 , as determined in [10]. Following the approach detailed in Section S3, we calculate the Δ matrix, in Eq. (S11) of Section S3, and obtain a single diagonal element larger than one, $\Delta_{ii} = 6$. The topological index c_i corresponding to the SI group in this SG can be obtained in the [Topological Indices](#) program in the BCS. We have a single independent index

$$z_{6m,0} = \frac{3}{2}n_{\bar{\Gamma}_7} - \frac{5}{2}n_{\bar{\Gamma}_8} - \frac{1}{2}n_{\bar{\Gamma}_9} - \frac{3}{2}n_{\bar{\Gamma}_{10}} + \frac{5}{2}n_{\bar{\Gamma}_{11}} + \frac{1}{2}n_{\bar{\Gamma}_{12}} + 3n_{\bar{K}_7} - 5n_{\bar{K}_8} - n_{\bar{K}_9} + \frac{3}{2}n_{\bar{M}_5} - \frac{3}{2}n_{\bar{M}_6} \pmod{6} \quad (S15)$$

The topology of the system can thus be fully specified by the mirror Chern number $z_{6m,0}$. This index is protected by the mirror plane parallel to the structure plane, and the C_6 axis perpendicular to the structure plane present in LG 80 ($p6/mmm$). There exist other topological indices in LG $p6/mmm$ which can be explicitly obtained from the independent index. One of these indices is the Fu-Kane weak topological index $z_{2w,1}$, protected by time-reversal symmetry. The presence of inversion symmetry allows the calculation of this index [97, 98], as we saw in Section S4 A. It can be shown that in this LG, the indices $z_{6m,0}$ and $z_{2w,1}$ are related in the following way: if $z_{6m,0}$ is odd (even), then $z_{2w,1}=1$ ($z_{2w,1}=0$). This underscores the importance of not-independent topological indices, since they provide information about the physics of the system that may go unnoticed if only the independent index is considered. In fact, odd values of the mirror Chern number lead to a QSHI in LG $p6/mmm$, while even values of $z_{6m,0}$ lead to a TCI. This information is encoded in the not-independent index $z_{2w,1}$. When a material in this type of system presents an odd value of the mirror Chern number and therefore also a finite value of $z_{2w,1}$, its topology has been termed as *dual* [58]. In our system we have $z_{6m,0} = 1, z_{2w,1} = 1$, and $z_{3,0} = 2$.

C. Re_4S_8 in LG 2 ($p\bar{1}$) (2D-TQC 3.1.1)

Re_4S_8 in LG 2 ($p\bar{1}$), is an obstructed atomic insulator (OAI). As it is shown in Section S11 B in Section S11, its band gap is 1.34 eV. In Fig. 2(d) we show its band structure. Its non-vanishing RSI are $\delta(b) = 1$ and $\delta(d) = 1$, calculated using the new program [RSI-layer](#). Since only e WP are occupied in the material, any plane crossing WPs b or d and not crossing e WPs will present obstructed edge states. The structure is very similar to Re_4Se_8 , also an OAI, the edge states of which are studied in detail in Section IV and Section S6.

In Fig. S13 Re_4S_8 , we showcase lattice planes crossing the WPs with non-vanishing RSI. Ribbons cut along these planes and preserving inversion symmetry are expected to present protected fractional corner charges due to filling anomaly.

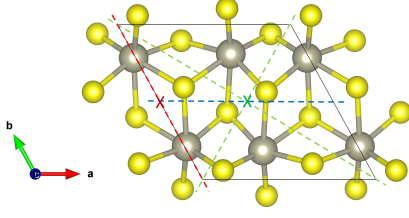


FIG. S13. Unit cell of Re_4S_8 , in LG 2 ($p\bar{1}$). Re atoms are indicated in grey color, while S atoms are indicated in yellow. The Wyckoff positions cross b (0,1/2,0) and d (1/2,1/2,0) are indicated in dark red and dark green crosses, respectively. With dashed lines, we represent lattice planes perpendicular to the crystal structure that cross WPs b and/or d and do not cross any atomic position. The lattice planes are represented in a different color according to the WP positions they cross: light red (green) for planes crossing b (d) WP positions, and blue for planes crossing both WP positions.

D. Cu_2H_4 in LG 72 ($p\bar{3}m1$) (TQC 2.4.669) and Experimental Materials with Fragile Bands near E_F

Cu_2H_4 in LG 72 ($p\bar{3}m1$) is an odd electron ($N_e = 13$) ESFD topological semimetal according to TQC. Kramers degeneracy enforces degenerate irreps to be not filled at the Fermi level, failing to satisfy compatibility relations. The material becomes more interesting if we consider $N_e - 1$ electrons. At $N_e - 1$, the material displays fragile cumulative topology. In Table S2 we show the lowest energy EBRs of the material, up to $N_e - 1$ electrons. Up to $N_e - 1$, the symmetry data vector reads $\{\Gamma_4\Gamma_5 \oplus 4\Gamma_8 \oplus \Gamma_9, 3\bar{K}_4\bar{K}_5 \oplus 3\bar{K}_6, 5\bar{M}_3\bar{M}_4 \oplus \bar{M}_5\bar{M}_6\}$.

BR	BR electron no.	BR topology	Cumulative BR	Cumulative electron no.	Cumulative topology
00101010	2	FRAGILE	00101010	2	FRAGILE
00010110	2	SEBR	00111120	4	SEBR
00100101	2	SEBR	00211221	6	TRIVIAL
10001010	2	TRIVIAL	10212231	8	TRIVIAL
00100110	2	TRIVIAL	10312341	10	TRIVIAL
00101010	2	FRAGILE	10413351	12	FRAGILE

TABLE S2. Details of band representations at electron occupations below 12 in Cu_2H_4 . The vectors in the first and fourth column refer to the following corep multiplicities $\{\Gamma_4\Gamma_5, \Gamma_6\Gamma_7, \Gamma_8, \Gamma_9, \bar{K}_4\bar{K}_5, \bar{K}_6, \bar{M}_3\bar{M}_4, \bar{M}_5\bar{M}_6\}$.

No real materials with fragile cumulative topology at the Fermi level have been reported, to our knowledge. The main reason behind this is that, in a system with fragile cumulative topology, adding a trivial EBR can turn it into a trivial system [64, 96]. This is in contrast to systems with SEBR or NLC TI cumulative topology. Thus, it is unlikely that the fragile cumulative topology survives until the Fermi level [65], especially if the material presents many filled bands.

As stated in the main text, fragile bands at the Fermi level may be connected to the correlated states in twisted bilayer graphene (TBG) without particle hole symmetry [66]. We note that in this work we have encountered a relatively large amount of monolayers with fragile EBRs at or near the Fermi level. In Table S3 we list some examples, corresponding to experimentally existing materials. Although an exhaustive list of materials is not explicitly listed here, the reader is referred to the 2D-TQCDB, introduced in this work for more details.

Considering the Cu_2H_4 , it is not a thermodynamically nor dynamically stable material, thus it is not likely to be fabricated in the future. Nevertheless, this material may become an interesting starting point to study cumulative fragile topology in real materials.

S5. TOPOLOGICAL SEMIMETALS: GENERAL REMARKS AND HIGHLIGHTED MATERIALS

As it was introduced in Section S1, compatibility relations define how the irreps at high symmetry points (HSPs), lines, and planes of the Brillouin Zone (BZ) can connect to each other, according to the symmetry of the system. A small corep of a little group admits a matrix representation, whereby each symmetry operation can be expressed. In general, the matrices of a small corep $\rho_{G^{\mathbf{k}}}^i$ of the little group of an HSP \mathbf{k} , also form a representation, which may or may not be irreducible, of the little group ($G^{\mathbf{k}_l}$) of any line (with \mathbf{k} vector \mathbf{k}_l) connected to the HSP. This representation can be expressed as a direct sum of the small coreps $\rho_{G^{\mathbf{k}_l}}^j$ of $G^{\mathbf{k}_l}$ [9, 96]:

LG	Formula	2D-TQC	database	topology	fragile band location
69	BiBrTe	6.1.10	C2DB	LCEBR	VB
69	BiClTe	6.1.11	C2DB	LCEBR	VB
69	BiTe	6.1.13	C2DB	LCEBR	VB
72	Bi ₂ PbSe ₄	6.1.18	C2DB	LCEBR	VB
72	Bi ₂ PbTe ₄	6.1.19	C2DB	LCEBR	VB
72	Bi ₂ SeTe ₂	6.1.27	C2DB	LCEBR	VB
72	Bi ₂ SnTe ₄	6.1.29	C2DB	LCEBR	VB
72	Bi ₂	1.1.9	C2DB	SEBR	CB
72	C ₂ H ₂	3.1.15	C2DB	OAI	VB
72	CO ₂ Ti ₂	6.1.34	C2DB	LCEBR	VB
72	CdBr ₂	6.1.37	C2DB	LCEBR	VB
72	CdI ₂	6.1.37	C2DB	LCEBR	VB
72	HfS ₂	6.1.43	C2DB	LCEBR	VB
72	HfSe ₂	6.1.44	C2DB	LCEBR	VB
72	In ₂ S ₃	6.1.47	C2DB	LCEBR	VB
72	PdTe ₂	6.1.55	C2DB	LCEBR	VB,CB
72	PtS ₂	6.1.56	C2DB	LCEBR	VB,CB
72	PtSe ₂	6.1.58	C2DB	LCEBR	VB,CB
72	S ₂ Zr	6.1.61	C2DB	LCEBR	VB
72	Sb ₂ Se ₃	6.1.65	C2DB	LCEBR	VB
72	Sb ₂ Te ₃	6.1.64	MC2D	LCEBR	VB
72	Se ₂ Zr	6.1.73	C2DB	LCEBR	VB

TABLE S3. Materials experimentally existing in monolayer or few-layer form, with a connected group of bands isolated to the rest (indicated as BR in the table) at the top (bottom) of the valence (conduction) band, indicated as VB (CB). The layer group, formula, database, database code, TQC cumulative topology, and location of the fragile BR are given.

$$\rho_{G^k}^i \downarrow G^{k_l} = \bigoplus_{i=1}^s m_{ij}^{k,k_l} \rho_{G^{k_l}}^j \quad (\text{S16})$$

Here s the number of irreducible representations of G^{k_l} and m_{ij}^{k,k_l} is the multiplicity of $\rho_{G^{k_l}}^j$ in the decomposition of $\rho_{G^k}^i$. Irreps $\rho_{G^k}^j$ are termed the subduced irreps of the little group G^k from the irreps $\rho_{G^k}^i$ of the little group of the HSP. If a line (band) connects two HSPs then, these two HSPs define according to what small coreps of the little group of the line the band can transform, if compatibility relations are to be satisfied. The compatibility relations between two HSP (double) layer groups can be obtained by means of the new **DLCOMPAREL** program. In the Topological Quantum Chemistry (TQC) formalism, the symmetry data vector is constructed with eigenvalues of the N_e lowest energy bands, where N_e is the number of electrons. If bands forming the symmetry data vector do not satisfy compatibility relations, the material is termed a topological semimetal. Bands not satisfying compatibility relations manifest as crossings (but not all Fermi surface crossings necessarily violate compatibility relations) of the bands containing the N_e th and $N_e + 1$ th lowest energy electrons. If the N_e th and $N_e + 1$ th electrons belong to the same (degenerate) corep at some point of the BZ, the material will be termed as Enforced Semimetal with Fermi Degeneracy (ESFD). This includes, but is not limited to, time-reversal symmetric (TRS) materials with an odd number of electrons. In some cases, symmetries enforce crossings away from TRS HSP that fail to satisfy compatibility relations (we will see examples below). In these cases, the material will be termed Enforced Semimetal (ES).

In this work, we have found 2,129 topological semimetals, 602 of which are even-electron materials. All of the topological semimetals we have found are listed in Section S10. Out of these, we have highlighted some materials. In the main text Fig. 2(c) we show the band structure of Eu₂I₈La₂ in LG 7 ($p112/a$), while four more TSM are mentioned in the main text. The cases selected correspond to systems where TQC allows for a complete characterization of their non-trivial FS. In this section we will showcase, in more detail, the topological properties of the crossings of these six materials.

A. Eu₂I₈La₂ in LG 7 ($p112/a$) (2D-TQC 2.2.30)

The system, whose band structure is shown in Fig. 2(c) of the main text, is a computationally exfoliated compound with 94 electrons. In the band plot, the bands belonging to the lowest energy 94 bands are shown in blue, and the bands in red have higher energy. There are two crossings between the 94th and 95th bands, at high symmetry points A and B . From our TQC

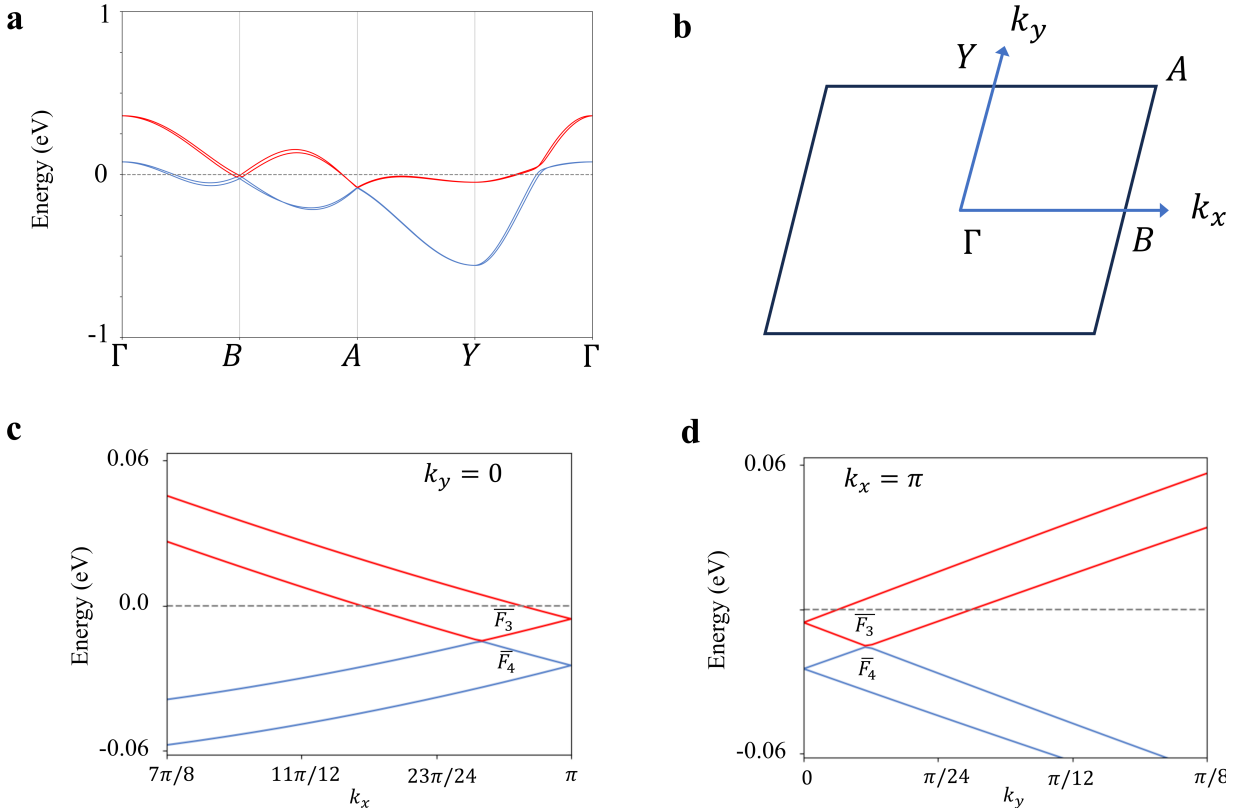


FIG. S14. In **a**, the band structure of $\text{O}_6\text{P}_2\text{Sn}_2$ in LG 5 ($p11a$) (2D-TQC 2.2.25). In **b**, the Brillouin Zone (BZ) of layer group $P11a$ (no 5). The High Symmetry Points are indicated with capital letters. In **b** (c), the band structure zoomed onto the vicinity of its fermi level band crossing points ($\Gamma - B$ and $B - A$ branches, respectively). Only the highest valence band and lowest conduction bands are shown. \bar{F}_3 and \bar{F}_4 are the irreps according to which these bands transform in the vicinity of the B point of the BZ.

analysis, performed with the [Check Topological Layer Mat.](#) program, we find that the elementary band representation (EBR) crossed by the Fermi level is formed by the four-dimensional irrep $\bar{A}_2\bar{A}_2$ at the A point. At HKS B , the EBR is formed of 4D irrep $\bar{B}_2\bar{B}_2$. Since the EBR contains two electrons, these two irreps are not fully filled, and the material is a topological semimetal, of ESFD type. The crossings at A and B are 4D. If we look at the compatibility relations using [DLCOMPREL](#) program, we see both $\bar{A}_2\bar{A}_2$ and $\bar{B}_2\bar{B}_2$ are subduced into a pair of the two-dimensional irrep $\bar{F}_3\bar{F}_4$ in the general \mathbf{k} vector of the BZ. Thus the material is a Dirac semimetal.

B. $\text{O}_6\text{P}_2\text{Sn}_2$ in LG 5 ($p11a$) (2D-TQC 2.2.25)

The system is non-centrosymmetric, with LG 5 ($p11a$), and contains 74 electrons. In our TQC analysis, done with the program [Check Topological Layer Mat.](#) in the [Bilbao Crystallographic Server](#), introduced in this work, we find it is a topological semimetal of ES type. The BZ of LG no. 5 is a parallelogram, and is shown in Fig. S14(a). The band structure presents two crossings around point B in the BZ. In order to inspect the crossings in more detail, we have plotted the zoomed-in band structure near B point in the BZ. In Fig. S14(b) we show the $\Gamma - B$ branch in the BZ, the path going from $k_x = \frac{7\pi}{8}$ to $k_x = \pi$ with $k_y = 0$. We can see a crossing point between the points $(\frac{23\pi}{24}, 0)$ and $(\pi, 0)$. In Fig. S14(c) we show the $B - A$ branch, where k_y goes from 0 to $\frac{\pi}{9}$, while $k_x = \pi$. In this branch, a linear crossing happens between the points $(\pi, 0)$ and $(\pi, \frac{\pi}{24})$. Looking at the eigenvalue spectrum at point B of the BZ, we see the highest occupied Kramers degenerate band pair transforms according to the two-dimensional irrep $\bar{B}_4\bar{B}_4$. The compatibility relations, as it can be seen in the new [DLCOMPREL](#) program in the Bilbao Crystallographic Server (BCS), require the subduction of this irrep into a pair of one-dimensional \bar{F}_4 irreps away from maximal \mathbf{k} points, due to the lack of inversion symmetry. The lowest non-occupied degenerate band pair at point B transforms according to $\bar{B}_3\bar{B}_3$ irrep. The irrep is further subduced into a pair of \bar{F}_3 irreps at generic \mathbf{k} points in the BZ. This implies, as it can be seen in Fig. S14(b), that the crossing in the figure breaks compatibility relations, yielding a topologically non-trivial crossing. The crossing is of enforced type, and is thus preserved upon any symmetry-preserving perturbation.

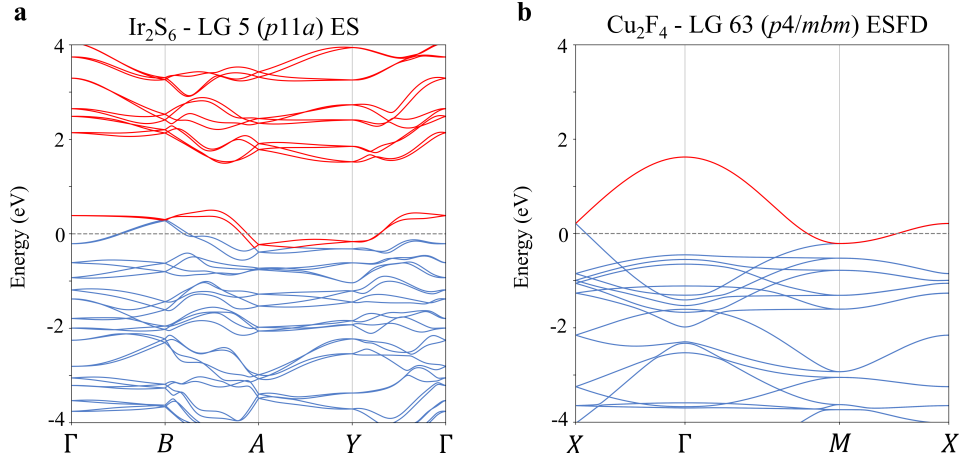


FIG. S15. In **a**, the band structure of dynamically stable Ir_2S_6 , a non-inversion symmetric ES type, topological semimetal with multiple non-trivial crossings near the Fermi level. In **b**, computationally exfoliated Cu_2F_4 , an ESFD type nodal line semimetal. In all cases, the N_e lowest energy bands, where N_e is the number of electrons in the unit cell of the material, are drawn in blue, and higher energy bands are colored in red. The layer group of the compounds is indicated in the title of each of the plots.

C. Ir_2S_6 in LG 5 ($p11a$) (2D-TQC 2.3.34)

In Fig. S15(a) we show the band structure of the dynamically stable Ir_2S_6 in LG 5 ($p11a$). The system has 54 electrons. In our TQC analysis we find that the Fermi level crosses an EBR of 4 electrons, two of which are occupied. The analysis determines the material is a topological semimetal of ES type. In the band structure we can see four band crossings at the Fermi surface. At least two of these crossings are non-trivial and enforced by the non-symmorphic glide plane parallel to the structure plane, as we will now demonstrate. The EBR is composed of a pair of two-dimensional $\bar{\Gamma}_3\bar{\Gamma}_4$ irreps at the Γ point, each of which is decomposed into the direct sum of \bar{F}_3 and \bar{F}_4 irreps away from high symmetry points in the BZ. On the other hand, the EBR is formed by the 2D irreps $\bar{B}_3\bar{B}_3$ and $\bar{B}_4\bar{B}_4$ at the B point. In a similar spirit as in the case of $\text{Eu}_2\text{I}_8\text{La}_2$, $\bar{B}_3\bar{B}_3$ ($\bar{B}_4\bar{B}_4$) is decomposed into a pair of \bar{F}_3 (\bar{F}_4) irreps in the $\Gamma - B$ line. Two crossing bands with \bar{F}_3 and \bar{F}_4 irreps along $\Gamma - B$ line will give symmetry-protected degeneracy, as they break the compatibility relations.

In the $A - Y$ line, another non-trivial crossing emerges, driven by the same mechanism as in the $\Gamma - B$ line: while the irreps at Y are subduced into direct products of irreps \bar{F}_3 and \bar{F}_4 , irreps of A are subduced into pairs of identical irreps. There exist two more crossings belonging to the FS, in the $B - A$ line. To depict their topology further analysis is needed, which we leave for future work.

$\Gamma - B$ and $A - Y$, resemble the so-called Hourglass dispersion [68]. Surface bands emerging in QSH insulators with hourglass shape protected by non-symmorphic symmetries were introduced in Ref. [68]. Hourglass shaped dispersions have been observed in the bulk bands of topological semimetals too, including both 3D [69] and 2D [99] examples.

D. Cu_2F_4 in LG 63 ($p4/mbm$) (2D-TQC 2.2.203)

Cu_2F_4 , in LG 63 ($p4/mbm$) is a computationally exfoliated material, with 50 electrons. In Fig. S15(c) we show its band structure with SOC taken into account. We can see the bands containing the 50th and 51th electrons appear degenerated in the $M - X$ line of the BZ. The band close to the Fermi level is formed by the 4D irrep $\bar{M}_6\bar{M}_7$ ($\bar{X}_3\bar{X}_4$) at the M (X) point. Along the $M - X$ line, the bands at the Fermi level maintain the 4-fold degeneracy. The material is therefore a nodal line semimetal with a 4-fold nodal line along $M - X$.

E. Ir_2O_4 in LG 15 ($p2_1/m11$) (2D-TQC 2.3.134)

Ir_2O_4 in LG 15 ($p2_1/m11$), a dynamically stable material, with 42 electrons. In Fig. S16(a) we show the band structure of the system without the presence of spin-orbit coupling (SOC). Our TQC analysis reveals the material is a topological semimetal of ESFD type. The EBR (without SOC) that is crossed by the Fermi level is formed by two bands. A nodal line appears along the line $Y - S$. This is confirmed by a closer look at the eigenvalue spectra at maximal k points Y and S . The EBR at the S (Y) is formed of the degenerate irrep S_1 (Y_1) formed of two Kramers degenerate bands. The irreps of both points subduce into the

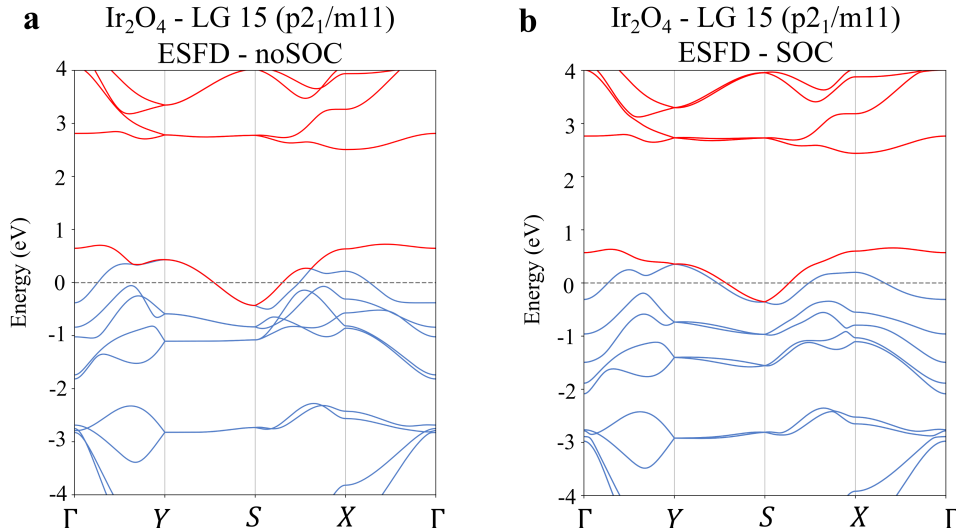


FIG. S16. In **a** (**b**), the band structure of the dynamically stable material Ir_2O_4 , without (with) SOC included. The material is a nodal line semimetal without SOC and a Dirac semimetal with SOC turned on. The N_e lowest energy bands, where N_e is the number of electrons in the unit cell of the material, are drawn in blue, and higher energy bands are colored in red. The layer group and the noSOC/SOC status of the compounds is indicated in the title of each of the plots.

same (degenerate) irrep, C_1C_2 in the $Y-S$ line, thus confirming the nodal line semimetal character of the compound without SOC, protected by the $\{M_x|\frac{1}{2}, 0, 0\}$ and $C_{2x}|\frac{1}{2}, 0, 0 \cdot \mathcal{T}$ symmetries along the $Y-S$ line. When SOC is considered (as shown in Fig. S16(b)), the bands at HSP S and Y remain degenerate and are 4-fold as the spin degree of freedom is taken into account. In contrast, SOC splits the states into two 2-fold degenerate bands along the $Y-S$ line, corresponding to irreps $\bar{C}_3\bar{C}_3$ and $\bar{C}_4\bar{C}_4$. Thus, the nodal line is broken and only the two 4D crossing points at S and Y remain, with irrep $\bar{Y}_2\bar{Y}_2$ ($\bar{S}_2\bar{S}_2$) at Y (S) point. The material is thus a topological semimetal with 4D crossings.

S6. COMPUTATIONAL DETAILS

A. High-throughput calculations

Density functional theory (DFT) calculations were performed using VASP code [39, 40], version 5.4.4. Interactions of electrons with ion cores were represented using projected atomic wave (PAW) formalism [100], and the exchange-correlation functional was parameterized with the General Gradient approximation (GGA) [101]. The POTCAR files were built using PBE PAW datasets v.54. The plane wave cutoff (ENCUT) in VASP was chosen to be 30 % larger than the maximal cutoff (ENMAX) among the elements in the POTCAR file, and the PREC=accurate mode was set. For the high-throughput part, we performed eight types of calculations per compound: a self-consistency field (scf) run, a run to obtaining wave functions at maximal \mathbf{k} points, a density of states (DOS) calculation, and a band structure calculation for systems both with and without spin-orbit coupling (SOC). For the scf run, used to obtain the charge density of the system, we set a \mathbf{k} point grid such that $n_{k_i} = \frac{75}{a_i}$, where n_{k_i} is the \mathbf{k} point amount in i direction and a_i is the unit cell length in i direction in Å. This way, we kept the \mathbf{k} grid density constant in all compounds. For the DOS calculation, we typically increased the \mathbf{k} point density by 50 %, except for compounds with many electrons, where we kept the scf settings. For band plots, we used 80 \mathbf{k} points at each segment separating maximal k points in the path. All POSCAR files used for calculations are available in the [2D-TQCDB](#) database.

B. Treatment of materials containing atoms with a negligible magnetization

In VASP, the direction of the magnetization in a material can be constrained only partially, through the addition of an energy penalty if the magnetization deviates from an user-specified direction and/or value. However, to date, magnetic symmetry cannot be absolutely enforced in calculations. Hence, VASP cannot restrict the magnetic moments of atoms to zero when spin-orbit coupling is included, and residual magnetizations emerge in most materials, due to the finite threshold value used for energy convergence.

In the literature, it is standard practice to consider materials where the modulus of the largest magnetic moment of any atom (m) is smaller than $0.1\mu_B$ where μ_B is the Bohr magneton, as non-magnetic [21].

Thus, although a small m in VASP does not imply that the material is magnetic, it is still present in the calculation. This, through spin-orbit coupling, affects the eigenvalue spectrum of the material, in such a way that the spectrum respects the magnetic symmetry of the material, not necessarily the space group symmetry. When this happens, the degeneracies that would be expected from the irreps of the space group can appear to be broken in the calculation. The value of this (artificial) degeneracy breaking splitting is material dependent and is correlated, but not totally determined, by the value of m . In this work, we have set an arbitrary threshold of 0.015 eV for this artificial splitting, and discarded all materials exceeding it.

C. Wannierization and tight-binding models

For the two compounds whose edge state study is presented in the main text, Bi_2Br_2 in LG 15 ($p2_1/m11$) (2D-TQC 1.3.6) and Re_4Se_8 in LG 2 ($p\bar{1}$) (2D-TQC 3.1.1), we first did a wannierization, using Wannier90 code [74]. We used spinor-wannier functions to account for spin-orbit coupling in both cases. For Bi_2Br_2 we constructed a tight-binding (TB) model in the space of p orbitals of Bi and Br. For Re_4Se_8 we built TB model with d orbitals of Re and p orbitals of Se. For the spectral function calculations on the models of each of the two materials, a number of principal layers of 3 was chosen, after the pertinent convergence tests were performed.

D. Extended details about Wannier centers in Re_4Se_8

In Re_4Se_8 , when the ribbon cuts one a WP per unit cell, two 4-fold degenerate mid-gap edge branches emerge in the spectrum at maximal \mathbf{k} points. Each of these two edge branches further split in general \mathbf{k} points, yielding four Kramers degenerate branches (eight midgap edge states). An ARPES measurement simulation in WT shows the states in a single edge. This breaks Kramers degeneracy outside the maximal \mathbf{k} points. In Fig. S17 we thus see two distinct branches (each which is Kramers degenerate at the maximal \mathbf{k} points) that split in general \mathbf{k} points, yielding 4 midgap states in total, per edge. We thus assign these states to two pinned Wannier centers in one single WP. If we now consider a new cutting plane that crosses both a and c WPs, we can expect additional edge states in the spectrum. We performed such a calculation for a slab, shown in figure Fig. S17. In Fig. S17(a) we show the terminations of the ribbon in the case where only WP a is crossed (as in the manuscript). In Fig. S17(b) we show the terminations of the ribbon when both a and c are crossed. In Fig. S17(c) and Fig. S17(d), we show the spectra for semi-infinite ribbons, calculated by Green's function method with WannierTools [75]. On the Fig. S17(d) panel we can see four mid-gap branches emerge. Therefore, two times more edge states (sixteen) appear when a and c WP are crossed by the ribbon edge, than when only a WP is crossed by the ribbon edge.

S7. INTRODUCTION TO THE TABLES

In the following sections, we tabulate the topological materials we found in the high-throughput search. The tables contain the relevant properties of each type of material. The sections include, respectively: topological insulators with a global band gap, topological insulators, topological semimetals, obstructed atomic insulators, and orbital-obstructed atomic insulators

In each section, the materials are divided into four additional categories, namely:

- *Experimentally existing*: materials that we have manually verified in the literature to have been experimentally fabricated.
- *Computationally exfoliated (MC2D)*: materials from the MC2D. In this database, all materials were computationally exfoliated from an experimentally existing material in 3D and then relaxed.
- *Stable (C2DB)*: materials that are marked as highly thermodynamically stable (the energy above the convex hull < 0.2 eV/atom, or dynamically stable (all phonon frequencies are real) in the C2DB.
- *Not-stable (C2DB)*: materials that do not satisfy the conditions defined above from C2DB.

In each table, we list a common set of properties, per entry:

- 2D-TQC: the serial number of the entry, for this work, with a direct link to the corresponding entry of the [2D-TQCDB](#).
- Formula: the chemical formula of the material in the entry. The box includes a link to the external website hosting the publication showing its experimental realization (if existing).
- LG: the layer group.

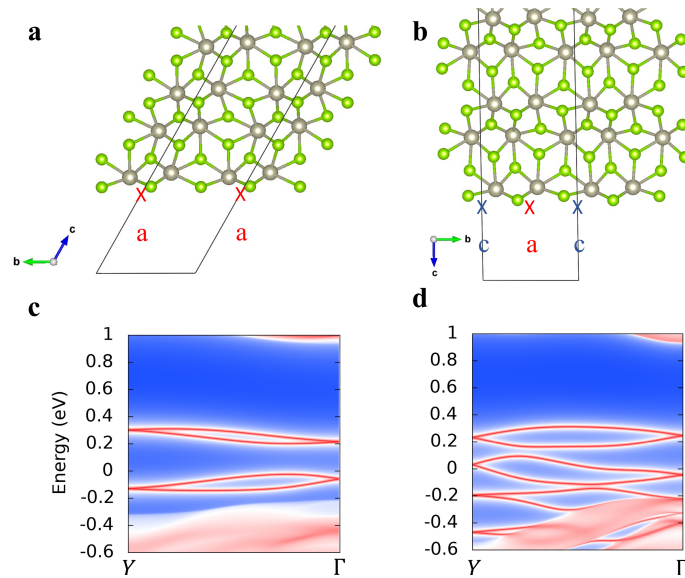


FIG. S17. Edge state analysis of Re_4Se_8 ribbons. In **a**, we show the ribbon termination whose edges cross one a WP (ribbon A). Re atoms are indicated in grey color, while Se atoms are indicated in green color. In **b**, we show the ribbon termination whose edges cross a and c WPs (ribbon AC). The a (c) WP is indicated with a red (blue) cross. In **c**, we show the electron states of the semi-infinite configuration of the A ribbon, calculated using Green's function method. In **d**, we show the electron states of the semi-infinite configuration of the AC ribbon, calculated using Green's function method.

- Gap: the global gap, given in eV.
- Gap (Direct): the direct gap, given in eV.
- Source: the database where we obtain the entry, including [C2DB](#) and [MC2D](#). Notice that these two databases contain some common materials, and we list all of them as separate entries in the table.
- Database ID: the identification code of the material in [C2DB](#) or [MC2D](#), updated in May 2024. We note that this code may be subject to changes as databases are updated by the maintainers.
- Type: the topological classification of the material with SOC, including LCEBR, SEBR, NCL, AccidentalFermi, OAI, OOAI, ES, and ESFD[9]. (See main text for a description of each type.)
- Parent COD (if existing): identification code of the material in the [COD](#) database.
- Parent ICSD (if existing): identification code of the material in the [ICSD](#) database.

Apart from this, there are some features that we show only for certain types of entries. These are

- Topological indices: index characterizing the topological equivalence class of the Band Representation. (Only for SEBR and NLC.)
- Electron number: the number of electrons of the material in the DFT calculation, with SOC turned on. (Only for ES and ESFD.)
- Real space indices (RSI): Non-vanishing RSI of the material at each WP. Indices of Z , Z_2 , and Z_4 type are labeled as δ , η and ζ , respectively. The corresponding WP is indicated in parenthesis. (Only for OAI and OOAI.)

S8. TABLE OF TOPOLOGICAL INSULATORS WITH A GLOBAL BAND GAP

A. Summary of results

B. Experimental

Type of topological insulator with a full gap	Number of entries
Experimental	8
Computationally exfoliated (MC2D)	19
Stable (C2DB)	72
Not-stable (C2DB)	40

TABLE S4. Summary of topological insulators with a global gap in each type.

TABLE S5: Experimental topological insulators with a global gap

2D-TQC	Formula	LG	Gap	Direct Gap	Source	Source ID	Topology (SOC)	Topo. indices	Parent COD	Parent ICSD
1.1.1	Mo ₂ S ₄	15	0.0483	0.0509	C2DB	2MoS2-1	NLC	z2w,1=1	4124624	-
1.3.24	S ₄ W ₂	15	0.0351	0.1320	C2DB	2WS2-1	NLC	z2w,1=1	-	-
1.1.5	Se ₄ W ₂	15	0.0269	0.1117	C2DB	2WSe2-1	NLC	z2w,1=1	-	-
1.1.7	Hf ₂ Te ₁₀	46	0.1152	0.2918	C2DB	2HfTe5-1	SEBR	z2w,1=1	1527386	-
1.1.9	Bi ₂	72	0.4875	0.5386	C2DB	2Bi-1	SEBR	z2w,1=1	2310889	-
1.1.15	Ge ₂	72	0.0242	0.0242	C2DB	2Ge-1	SEBR	z2w,1=1	-	192507
1.1.17	Sn ₂	72	0.0739	0.0739	C2DB	2Sn-1	SEBR	z2w,1=1	-	-
1.1.10	Bi ₂	72	0.5294	0.5589	MC2D	Bi	SEBR	z2w,1=1	-	-

C. Computationally exfoliated (MC2D)

TABLE S6: Computationally exfoliated (MC2D) topological insulators with a global gap

2D-TQC	Formula	LG	Gap	Direct Gap	Source	Source ID	Topology (SOC)	Topo. indices	Parent COD	Parent ICSD
1.2.3	Fe ₂ O ₁₂ Te ₄	2	0.0142	0.0231	MC2D	FeTe2O6	NLC	z2w, l=1	-	-
1.2.5	H ₈ As ₄ O ₁₆ Zn	2	0.0285	0.0291	MC2D	ZnAs4O16H8	NLC	z2w, l=1	-	-
1.2.13	Ir ₂ Nb ₂ Te ₈	15	0.0302	0.0302	MC2D	NbIrTe4	NLC	z2w, l=1	-	-
1.2.14	Ir ₂ Ta ₂ Te ₈	15	0.0251	0.0251	MC2D	TaIrTe4	NLC	z2w, l=1	-	-
1.2.15	Rh ₂ Ta ₂ Te ₈	15	0.0621	0.0621	MC2D	TaRhTe4	NLC	z2w, l=1	-	-
1.2.25	Hg ₈ O ₄	17	0.0762	0.0762	MC2D	Hg2O	NLC	z2w, l=1	-	-
1.2.24	Hg ₄ N ₄ S ₄	17	0.0067	0.0067	MC2D	Hg4N4S4	NLC	z2w, l=1	-	-
1.2.23	Hg ₁₀ O ₄	17	0.0625	0.0625	MC2D	Hg5O2	NLC	z2w, l=1	-	-
1.2.20	Co ₄ Ta ₄ Te ₈	17	0.0052	0.0074	MC2D	TaCoTe2	NLC	z2w, l=1	-	-
1.2.27	Cr ₂ P ₂ S ₈	18	0.0150	0.0150	MC2D	CrPS4	SEBR	z2w, l=1	-	-
1.2.29	Hg ₃ S ₂	18	0.0466	0.0466	MC2D	Hg3S2	SEBR	z2w, l=1	-	-
1.2.28	Cu ₄ Te ₆ Ti ₂	18	0.0055	0.0066	MC2D	TiCu2Te3	SEBR	z2w, l=1	-	-
1.2.50	Cu ₂ K ₂ Se ₆ Zr ₂	41	0.0050	0.0066	MC2D	KZrCuSe3	NLC	z2w, l=1	-	-
1.2.55	Hf ₂ Te ₁₀	46	0.1148	0.2897	MC2D	Hf2Te10	SEBR	z2w, l=1	-	-
1.2.56	I ₂ N ₂ Ti ₂	46	0.0236	0.0236	MC2D	TiNI	SEBR	z2w, l=1	-	-
1.2.60	Te ₁₀ Zr ₂	46	0.1303	0.2735	MC2D	Zr2Te10	SEBR	z2w, l=1	-	-
1.2.104	Br ₂ Hf ₂	72	0.0562	0.2298	MC2D	Hf2Br2	SEBR	z2w, l=1	-	-
1.2.121	Hg ₂ Pt ₄ Se ₆	72	0.1343	0.1717	MC2D	Pt2HgSe3	SEBR	z2w, l=1	-	-
1.2.130	AsCuLi ₂	78	0.0294	0.0578	MC2D	Li2CuAs	NLC	z3m0=2	-	-

D. Stable (C2DB)

TABLE S7: Stable (C2DB) topological insulators with a global gap

2D-TQC	Formula	LG	Gap	Direct Gap	Source	Source ID	Topology (SOC)	Topo. indices	Parent COD	Parent ICSD
1.3.1	As ₂ I ₂	2	1.3298	1.4872	C2DB	2AsI-1	NLC	z2w,1=1	-	-
1.3.3	P ₂ S ₆ Ta ₂	2	0.0434	0.0683	C2DB	2PTaS3-2	NLC	z2w,1=1	-	-
1.3.5	As ₂ F ₂	15	0.1338	0.1376	C2DB	2AsF-1	NLC	z2w,1=1	-	-
1.3.6	Bi ₂ Br ₂	15	0.6435	0.6710	C2DB	2BiBr-1	NLC	z2w,1=1	-	-
1.3.7	Br ₂ Sb ₂	15	0.2826	0.2826	C2DB	2BrSb-1	NLC	z2w,1=1	-	-
1.3.11	F ₂ P ₂	15	0.0470	0.0470	C2DB	2FP-1	NLC	z2w,1=1	-	-
1.3.12	Ir ₂ Nb ₂ Te ₈	15	0.0374	0.0374	C2DB	2IrNbTe4-1	NLC	z2w,1=1	-	73690
1.3.13	Ir ₂ Ta ₂ Te ₈	15	0.0276	0.0276	C2DB	2IrTaTe4-1	NLC	z2w,1=1	-	657362
1.3.14	Mo ₂ Se ₄	15	0.0325	0.0720	C2DB	2MoSe2-1	NLC	z2w,1=1	-	-
1.3.15	Nb ₂ Rh ₂ Te ₈	15	0.0715	0.0718	C2DB	2NbRhTe4-1	NLC	z2w,1=1	-	-
1.3.20	Pd ₂ Ta ₄ Te ₁₄	15	0.0139	0.0297	C2DB	2PdTa2Te7-1	NLC	z2w,1=1	-	-
1.3.22	Pt ₂ Ta ₄ Te ₁₄	15	0.0112	0.0177	C2DB	2PtTa2Te7-1	NLC	z2w,1=1	-	-
1.3.23	Rh ₂ Ta ₂ Te ₈	15	0.0659	0.0711	C2DB	2RhTaTe4-1	NLC	z2w,1=1	-	656453
1.3.26	Cu ₄ I ₈	16	0.1156	0.1544	C2DB	4CuI2-1	NLC	z2w,1=1	-	-
1.3.29	Cd ₄ I ₄ O ₄	17	0.0122	0.0417	C2DB	4CdIO-1	NLC	z2w,1=1	-	56220
1.3.32	As ₂ Br ₂	18	0.2009	0.2009	C2DB	2AsBr-1	SEBR	z2w,1=1	-	-
1.3.38	I ₂ Re ₂	18	0.0370	0.1091	C2DB	2IRe-1	SEBR	z2w,1=1	-	-
1.3.39	I ₂ Sb ₂	18	0.4148	0.4148	C2DB	2ISb-1	SEBR	z2w,1=1	-	-
1.3.50	Se ₆ Ta ₄	18	0.0328	0.1122	C2DB	2Ta2Se3-1	SEBR	z2w,1=1	-	-
1.3.63	Se ₈ Sn ₂ Ta ₄	44	0.0191	0.0263	C2DB	2SnTa2Se4-1	NLC	z2w,1=1	-	-
1.3.69	Br ₂ Rh ₂ S ₂	46	0.0373	0.0384	C2DB	2BrRhS-1	SEBR	z2w,1=1	-	-
1.3.74	Cl ₂ Rh ₂ S ₂	46	0.0071	0.0071	C2DB	2ClRhS-2	SEBR	z2w,1=1	-	-
1.3.76	Co ₂ F ₂ O ₂	46	0.0058	0.0061	C2DB	2CoFO-1	SEBR	z2w,1=1	-	-
1.3.81	F ₂ Rh ₂ S ₂	46	0.0099	0.0099	C2DB	2FRhS-2	SEBR	z2w,1=1	-	-
1.3.84	Hf ₂ Se ₁₀	46	0.1899	0.1899	C2DB	2HfSe5-1	SEBR	z2w,1=1	-	-
1.3.86	I ₂ N ₂ Ti ₂	46	0.0150	0.0150	C2DB	2INTi-1	SEBR	z2w,1=1	1537488	27394
1.3.94	Nb ₄ Pd ₂ Te ₁₀	46	0.0193	0.0674	C2DB	2PdNb2Te5-1	SEBR	z2w,1=1	-	-
1.3.101	S ₁₀ Zr ₂	46	0.0451	0.0451	C2DB	2ZrS5-1	SEBR	z2w,1=1	-	-
1.3.102	Se ₁₀ Zr ₂	46	0.1828	0.1828	C2DB	2ZrSe5-1	SEBR	z2w,1=1	-	-
1.3.103	Te ₁₀ Zr ₂	46	0.1293	0.2745	C2DB	2ZrTe5-1	SEBR	z2w,1=1	-	653212
1.3.106	Ba ₃ Br ₂ Ni ₂ O ₅	61	0.0071	0.0600	C2DB	1Br2Ni2Ba3O5-1	SEBR	z4m0=1	-	-
1.3.107	Ba ₃ Cl ₂ Ni ₂ O ₅	61	0.0100	0.0525	C2DB	1Cl2Ni2Ba3O5-1	SEBR	z4m0=1	-	-
1.3.158	I ₂ N ₂ Ti ₂	64	0.0630	0.1079	C2DB	2INTi-2	SEBR	z2w,1=1	-	-
1.3.188	P ₂ Rh ₂ Se ₆	71	0.0169	0.0169	C2DB	2PRhSe3-1	SEBR	z2w,1=1	-	-
1.3.275	Ga ₂ Mg ₂ Te ₅	72	0.0306	0.0306	C2DB	1Ga2Mg2Te5-1	SEBR	z2w,1=1	-	-
1.3.276	Ga ₂ MgTe ₄	72	0.0766	0.0936	C2DB	1MgGa2Te4-1	SEBR	z2w,1=1	-	-
1.3.321	STa ₂ Te ₂	72	0.1464	0.1464	C2DB	1STa2Te2-1	SEBR	z2w,1=1	-	-
1.3.192	Al ₂ Sn ₂ Te ₂	72	0.0860	0.0865	C2DB	2AlSnTe-1	SEBR	z2w,1=1	-	-
1.3.193	As ₂ Cl ₂	72	0.1900	0.1900	C2DB	2AsCl-1	SEBR	z2w,1=1	-	-
1.3.199	Bi ₂ Br ₂	72	0.8760	1.2747	C2DB	2BiBr-2	SEBR	z2w,1=1	-	-
1.3.200	Bi ₂ Cl ₂	72	0.9076	1.2792	C2DB	2BiCl-2	SEBR	z2w,1=1	-	-
1.3.202	Bi ₂ I ₂	72	0.8608	1.0940	C2DB	2BiI-1	SEBR	z2w,1=1	-	-
1.3.209	Br ₂ Ge ₂	72	0.1635	0.2362	C2DB	2BrGe-1	SEBR	z2w,1=1	-	-
1.3.212	Br ₂ Sb ₂	72	0.3946	0.3946	C2DB	2BrSb-2	SEBR	z2w,1=1	-	-
1.3.249	Cd ₂ Pt ₄ Se ₆	72	0.0377	0.1385	C2DB	2CdPt2Se3-1	SEBR	z2w,1=1	-	-
1.3.250	Cd ₂ Pt ₄ Te ₆	72	0.0548	0.1578	C2DB	2CdPt2Te3-1	SEBR	z2w,1=1	-	-
1.3.251	Cl ₂ Ge ₂	72	0.1003	0.1489	C2DB	2ClGe-1	SEBR	z2w,1=1	-	-
1.3.254	Cl ₂ Sb ₂	72	0.3874	0.3874	C2DB	2ClSb-1	SEBR	z2w,1=1	-	-
1.3.265	F ₂ Ge ₂	72	0.0986	0.1418	C2DB	2FGe-1	SEBR	z2w,1=1	-	-
1.3.271	F ₂ Sn ₂	72	0.2833	0.3602	C2DB	2FSn-1	SEBR	z2w,1=1	-	-
1.3.272	F ₂ V ₂	72	0.0301	0.0331	C2DB	2FV-1	SEBR	z2w,1=1	-	-
1.3.274	Ga ₂ Ge ₂ S ₂	72	0.0395	0.0396	C2DB	2GaGeS-1	SEBR	z2w,1=1	-	-
1.3.277	Ga ₂ Sn ₂ Te ₂	72	0.0623	0.0702	C2DB	2GaSnTe-1	SEBR	z2w,1=1	-	-
1.3.286	Hf ₂ S ₂	72	0.0413	0.0464	C2DB	2HfS-1	SEBR	z2w,1=1	-	-
1.3.288	Hg ₂ O ₂	72	0.1457	0.1457	C2DB	2HgO-1	SEBR	z2w,1=1	-	-

TABLE S7: Stable (C2DB) topological insulators with a global gap

2D-TQC	Formula	LG	Gap	Direct Gap	Source	Source ID	Topology (SOC)	Topo. indices	Parent COD	Parent ICSD
1.3.289	Hg ₂ Pt ₄ Se ₆	72	0.1396	0.1496	C2DB	2HgPt2Se3-1	SEBR	z2w,1=1	-	185808
1.3.290	Hg ₂ Pt ₄ Te ₆	72	0.0982	0.1360	C2DB	2HgPt2Te3-1	SEBR	z2w,1=1	-	-
1.3.293	In ₂ Se ₂ Sn ₂	72	0.0690	0.0860	C2DB	2InSeSn-1	SEBR	z2w,1=1	-	-
1.3.310	Re ₂ S ₂	72	0.2428	0.3047	C2DB	2ReS-2	SEBR	z2w,1=1	-	-
1.3.317	S ₂ Ti ₂	72	0.0170	0.0170	C2DB	2STi-1	SEBR	z2w,1=1	-	-
1.3.320	S ₂ Zr ₂	72	0.0263	0.0348	C2DB	2SZr-1	SEBR	z2w,1=1	-	-
1.3.325	Se ₂ Ti ₂	72	0.0196	0.0199	C2DB	2SeTi-1	SEBR	z2w,1=1	-	-
1.3.328	Se ₂ Zr ₂	72	0.0289	0.0295	C2DB	2SeZr-1	SEBR	z2w,1=1	-	-
1.3.331	Te ₂ Ti ₂	72	0.0784	0.0852	C2DB	2TeTi-5	SEBR	z2w,1=1	-	-
1.3.333	Te ₂ Zr ₂	72	0.1077	0.1105	C2DB	2TeZr-5	SEBR	z2w,1=1	-	-
1.3.342	AuI	78	0.0485	0.0849	C2DB	1AuI-1	NLC	z3m0=1	-	-
1.3.406	PdSe ₂	78	0.2296	0.2997	C2DB	1PdSe2-2	NLC	z3m0=1	-	-
1.3.336	Ag ₂ Se ₂	78	0.0140	0.0302	C2DB	2AgSe-3	NLC	z3m0=1	-	-
1.3.335	Ag ₂ S ₂	78	0.0385	0.0520	C2DB	2AgS-2	NLC	z3m0=2	-	-
1.3.341	Au ₂ Te ₂	78	0.0150	0.0233	C2DB	2AuTe-3	NLC	z3m0=1	-	-
1.3.418	I ₆ W ₂	79	0.2058	0.2373	C2DB	2WI3-3	SEBR	z3m0=1	-	-
1.3.420	Ag ₂ Te	80	0.1371	0.1864	C2DB	1TeAg2-1	SEBR	z6m0=1	-	-

E. Not-stable (C2DB)

TABLE S8: Not-stable (C2DB) topological insulators with a global gap

2D-TQC	Formula	LG	Gap	Direct Gap	Source	Source ID	Topology (SOC)	Topo. indices	Parent COD	Parent ICSD
1.4.7	H ₄ Ag ₄ Cl ₄ O ₄	17	0.0113	0.0123	C2DB	cad14df4cade	NLC	z2w,1=1	-	-
1.4.13	F ₂ Sb ₂	18	0.3271	0.3271	C2DB	2FSb-1	SEBR	z2w,1=1	-	-
1.4.18	Mo ₂ S ₂	18	0.1014	0.1014	C2DB	3571b1f3401c	SEBR	z2w,1=1	-	-
1.4.29	Bi ₄	42	0.1076	0.1111	C2DB	00b35729b99c	SEBR	z2w,1=1	-	-
1.4.55	PbS	61	0.1054	0.1054	C2DB	5995ac9fd69f	SEBR	z4m0=2	-	-
1.4.56	PbSe	61	0.2090	0.2090	C2DB	10f26d33197a	SEBR	z4m0=2	-	-
1.4.57	PbTe	61	0.2571	0.2657	C2DB	dd0dba21843d	SEBR	z4m0=2	-	-
1.4.63	SSn	61	0.0308	0.1674	C2DB	b8e2ee0faa87	SEBR	z4m0=2	-	-
1.4.70	SeSn	61	0.0520	0.1895	C2DB	5236d993e815	SEBR	z4m0=2	-	-
1.4.79	Fe ₂ Se ₄	63	0.0061	0.0242	C2DB	2FeSe2-2	NLC	z4m0=2	-	-
1.4.80	Fe ₂ Te ₄	63	0.0203	0.0205	C2DB	2FeTe2-2	NLC	z4m0=2	-	-
1.4.81	Os ₂ S ₄	63	0.0466	0.0466	C2DB	2OsS2-2	NLC	z4m0=2	-	-
1.4.82	Os ₂ Se ₄	63	0.0621	0.0651	C2DB	2OsSe2-2	NLC	z4m0=2	-	-
1.4.83	Os ₂ Te ₄	63	0.0512	0.0512	C2DB	2OsTe2-2	NLC	z4m0=2	-	-
1.4.85	Au ₂ Cl ₂	64	0.0062	0.0062	C2DB	2AuCl-4	SEBR	z2w,1=1	-	-
1.4.86	Au ₂ F ₂	64	0.0822	0.1216	C2DB	2AuF-3	SEBR	z2w,1=1	-	-
1.4.94	Cu ₂ F ₂	64	0.0274	0.0397	C2DB	2CuF-2	SEBR	z2w,1=1	-	-
1.4.118	Pt ₂ S ₂	64	0.0091	0.0121	C2DB	2PtS-6	SEBR	z2w,1=1	-	-
1.4.136	Br ₂ Hg ₂	72	0.1756	0.1756	C2DB	2BrHg-2	SEBR	z2w,1=1	-	-
1.4.140	Br ₂ Ti ₂	72	0.0180	0.0180	C2DB	2BrTi-2	SEBR	z2w,1=1	-	-
1.4.143	Br ₂ Zr ₂	72	0.0438	0.0438	C2DB	2BrZr-4	SEBR	z2w,1=1	-	-
1.4.154	Cl ₂ Hg ₂	72	0.1172	0.1172	C2DB	2ClHg-2	SEBR	z2w,1=1	-	-
1.4.159	Cl ₂ Ti ₂	72	0.0123	0.0123	C2DB	2ClTi-2	SEBR	z2w,1=1	-	-
1.4.162	Cl ₂ Zr ₂	72	0.0360	0.0360	C2DB	2ClZr-4	SEBR	z2w,1=1	-	-
1.4.171	F ₂ N ₂	72	0.0167	0.0167	C2DB	2FN-1	SEBR	z2w,1=1	-	-
1.4.177	H ₂ N ₂	72	0.0133	0.0133	C2DB	2HN-1	SEBR	z2w,1=1	-	-
1.4.179	H ₂ Pb ₂	72	0.9564	1.0214	C2DB	2HPb-1	SEBR	z2w,1=1	-	-
1.4.183	Hf ₂ Se ₂	72	0.0542	0.0546	C2DB	2HfSe-3	SEBR	z2w,1=1	-	-
1.4.186	Hg ₂ I ₂	72	0.1099	0.2534	C2DB	2Hgl-2	SEBR	z2w,1=1	-	-
1.4.189	I ₂ V ₂	72	0.0056	0.0199	C2DB	2IV-2	SEBR	z2w,1=1	-	-
1.4.192	Ir ₂ O ₂	72	0.1235	0.1235	C2DB	2IrO-1	SEBR	z2w,1=1	-	-
1.4.195	Ir ₂ Se ₂	72	0.1434	0.1434	C2DB	2IrSe-5	SEBR	z2w,1=1	-	-
1.4.207	O ₂ V ₂	72	0.0193	0.0193	C2DB	2OV-1	SEBR	z2w,1=1	-	-
1.4.238	Te ₂ Zr ₂	72	0.0277	0.0280	C2DB	2TeZr-2	SEBR	z2w,1=1	-	-
1.4.246	AuBr	78	0.2379	0.3117	C2DB	1AuBr-1	NLC	z3m0=1	-	-
1.4.247	AuCl	78	0.2926	0.3485	C2DB	1AuCl-1	NLC	z3m0=1	-	-
1.4.265	HgO	78	0.2979	0.3498	C2DB	1HgO-1	NLC	z3m0=1	-	-
1.4.267	HgSe ₂	78	0.0186	0.0432	C2DB	1HgSe2-2	NLC	z3m0=2	-	-
1.4.289	O ₂ W ₂	78	0.0583	0.0871	C2DB	2OW-1	NLC	z3m0=1	-	-
1.4.327	Cu ₂ Te	80	0.1692	0.1755	C2DB	1TeCu2-1	SEBR	z6m0=1	-	-

S9. TABLE OF TOPOLOGICAL INSULATORS

A. Summary of results

Type of topological insulator	Number of entries
Experimental	23
Computationally exfoliated (MC2D)	135
Stable (C2DB)	419
Not-stable (C2DB)	328

TABLE S9. Summary of topological insulators in each type.

B. Experimental

TABLE S10: Experimental topological insulators

2D-TQC	Formula	LG	Gap	Direct Gap	Source	Source ID	Topology (SOC)	Topo. indices	Parent COD	Parent ICSD
1.1.1	Mo ₂ S ₄	15	0.0483	0.0509	C2DB	2MoS2-1	NLC	z2w,1=1	4124624	-
1.3.24	S ₄ W ₂	15	0.0351	0.1320	C2DB	2WS2-1	NLC	z2w,1=1	-	-
1.1.5	Se ₄ W ₂	15	0.0269	0.1117	C2DB	2WSe2-1	NLC	z2w,1=1	-	-
1.1.6	Te ₄ W ₂	15	0.00	0.1419	C2DB	2WTe2-1	NLC	z2w,1=1	2310355	-
1.1.3	Mo ₂ Te ₄	15	0.00	0.1094	C2DB	f99d8d7ed8f1	NLC	z2w,1=1	-	-
1.1.2	Mo ₂ Te ₄	15	0.00	0.1058	MC2D	MoTe2	NLC	z2w,1=1	-	-
1.1.4	Te ₄ W ₂	15	0.00	0.1423	MC2D	WTe2	NLC	z2w,1=1	-	-
1.1.7	Hf ₂ Te ₁₀	46	0.1152	0.2918	C2DB	2HfTe5-1	SEBR	z2w,1=1	1527386	-
1.1.8	Bi ₂ CaCu ₂ O ₈ Sr ₂	61	0.00	0.0140	MC2D	Sr2CaCu2Bi2O8	SEBR	z4m0=2	-	-
1.1.11	C ₃ Nb ₄	72	0.00	0.0068	C2DB	1C3Nb4-1	SEBR	z2w,1=1	-	-
1.1.12	C ₃ Ta ₄	72	0.00	0.1000	C2DB	1C3Ta4-1	SEBR	z2w,1=1	-	-
1.1.13	C ₃ V ₄	72	0.00	0.0191	C2DB	1C3V4-1	SEBR	z2w,1=1	-	-
1.1.14	CMo ₂ O ₂	72	0.00	0.0028	C2DB	1CMo2O2-1	SEBR	z2w,1=1	-	-
1.1.16	Se ₂ Ti	72	0.00	0.0027	C2DB	1TiSe2-1	SEBR	z2w,1=1	1010276	31343
1.1.9	Bi ₂	72	0.4875	0.5386	C2DB	2Bi-1	SEBR	z2w,1=1	2310889	-
1.1.15	Ge ₂	72	0.0242	0.0242	C2DB	2Ge-1	SEBR	z2w,1=1	-	192507
5.1.2	Si ₂	72	0.0015	0.0015	C2DB	2Si-1	SEBR	z2w,1=1	-	-
1.1.17	Sn ₂	72	0.0739	0.0739	C2DB	2Sn-1	SEBR	z2w,1=1	-	-
1.1.10	Bi ₂	72	0.5294	0.5589	MC2D	Bi	SEBR	z2w,1=1	-	-
1.3.334	Te ₂ Zr	72	0.00	0.0234	C2DB	1ZrTe2-1	SEBR	z2w,1=1	-	657478
1.2.129	Te ₂ Zr	72	0.00	0.0232	MC2D	ZrTe2	SEBR	z2w,1=1	-	-
5.1.3	C ₂	80	0.00	0.00	C2DB	2C-1	SEBR	z2w,1=1	9012705	96620
5.2.18	C ₂	80	0.00	0.00	MC2D	C	SEBR	z2w,1=1	-	-

C. Computationally exfoliated (MC2D)

TABLE S11: Computationally exfoliated (MC2D) topological insulators

2D-TQC	Formula	LG	Gap	Direct Gap	Source	Source ID	Topology (SOC)	Topo. indices	Parent COD	Parent ICSD
1.2.4	H ₁₂ Co ₂ F ₂ O ₁₂ P ₂	2	0.0004	0.0025	MC2D	CoPO6H6F	NLC	z2w,1=1	-	-
1.2.2	Br ₄ Co ₂ O ₆ Sb ₄	2	0.00	0.0079	MC2D	CoSb2O3Br2	NLC	z2w,1=1	-	-
1.2.1	As ₄ Cu ₆ S ₁₀	2	0.00	0.0085	MC2D	Cu6As4S10	NLC	z2w,1=1	-	-
1.2.3	Fe ₂ O ₁₂ Te ₄	2	0.0142	0.0231	MC2D	FeTe2O6	NLC	z2w,1=1	-	-
1.2.5	H ₈ As ₄ O ₁₆ Zn	2	0.0285	0.0291	MC2D	ZnAs4O16H8	NLC	z2w,1=1	-	-
1.2.6	Mg ₃ O ₁₆ P ₂	6	0.0030	0.0040	MC2D	Mg3P2O16	NLC	z2w,1=1	-	-
1.2.7	Cu ₄ O ₁₄ P ₄	7	0.00	0.0050	MC2D	Cu2P2O7	NLC	z2w,1=1	-	-
1.2.8	Bi ₁₆ I ₄	14	0.00	0.0525	MC2D	Bi4I	NLC	z2w,1=1	-	-
1.2.9	Bi ₂ I ₂ Mn ₂ Se ₄	14	0.00	0.0089	MC2D	MnBiSe2I	NLC	z2w,1=1	-	-
1.2.10	Br ₂ Mn ₂ S ₄ Sb ₂	14	0.00	0.0139	MC2D	MnSbS2Br	NLC	z2w,1=1	-	-
1.2.11	Cl ₄ Co ₄ O ₆ Te ₂	15	0.00	0.0265	MC2D	Co2TeO3Cl2	NLC	z2w,1=1	-	-
1.2.12	H ₆ Cl ₂ Cu ₄ O ₆	15	0.00	0.0277	MC2D	Cu2O3H3Cl	NLC	z2w,1=1	-	-
1.2.13	Ir ₂ Nb ₂ Te ₈	15	0.0302	0.0302	MC2D	NbIrTe4	NLC	z2w,1=1	-	-
1.2.14	Ir ₂ Ta ₂ Te ₈	15	0.0251	0.0251	MC2D	TaIrTe4	NLC	z2w,1=1	-	-
1.2.15	Rh ₂ Ta ₂ Te ₈	15	0.0621	0.0621	MC2D	TaRhTe4	NLC	z2w,1=1	-	-
1.2.16	Se ₁₂ Ta ₄	15	0.00	0.0297	MC2D	TaSe3	NLC	z2w,1=1	-	-
1.2.17	Ag ₂ Au ₂ Te ₈	16	0.00	0.0004	MC2D	AgAuTe4	NLC	z2w,1=1	-	-
1.2.18	Fe ₄ O ₆	16	0.00	0.0170	MC2D	Fe4O6	NLC	z2w,1=1	-	-
1.2.19	Cd ₄ I ₄ O ₄	17	0.00	0.0457	MC2D	Cd4O4I4	NLC	z2w,1=1	-	-
1.2.22	H ₄ Cu ₄ F ₄ O ₄	17	0.00	0.0127	MC2D	CuOHF	NLC	z2w,1=1	-	-
1.2.21	Cu ₄ Te ₁₆	17	0.00	0.0815	MC2D	CuTe4	NLC	z2w,1=1	-	-
1.2.25	Hg ₈ O ₄	17	0.0762	0.0762	MC2D	Hg2O	NLC	z2w,1=1	-	-
1.2.24	Hg ₄ N ₄ S ₄	17	0.0067	0.0067	MC2D	Hg4N4S4	NLC	z2w,1=1	-	-
1.2.23	Hg ₁₀ O ₄	17	0.0625	0.0625	MC2D	Hg5O2	NLC	z2w,1=1	-	-
1.2.20	Co ₄ Ta ₄ Te ₈	17	0.0052	0.0074	MC2D	TaCoTe2	NLC	z2w,1=1	-	-
1.2.26	Bi ₂ Cl ₈	18	0.00	0.0411	MC2D	BiCl4	SEBR	z2w,1=1	-	-
1.2.27	Cr ₂ P ₂ S ₈	18	0.0150	0.0150	MC2D	CrPS4	SEBR	z2w,1=1	-	-
1.2.29	Hg ₃ S ₂	18	0.0466	0.0466	MC2D	Hg3S2	SEBR	z2w,1=1	-	-
1.2.32	Mn ₂ P ₂ S ₆	18	0.00	0.0194	MC2D	MnPS3	SEBR	z2w,1=1	-	-
1.2.31	Mn ₂ Mo ₂ O ₁₀	18	0.00	0.0075	MC2D	Mo2Mn2O10	SEBR	z2w,1=1	-	-
1.2.30	I ₄ Mo ₂ S ₄	18	0.00	0.0459	MC2D	Mo2S4I4	SEBR	z2w,1=1	-	-
1.2.33	Nb ₂ PdSe ₆	18	0.00	0.0332	MC2D	Nb2PdSe6	SEBR	z2w,1=1	-	-
1.2.34	NiSe ₄ Si ₂	18	0.00	0.0237	MC2D	NiSi2Se4	SEBR	z2w,1=1	-	-
1.2.35	Pt ₃ Te ₄	18	0.00	0.1892	MC2D	Pt3Te4	SEBR	z2w,1=1	-	-
1.2.36	Ta ₄ Te ₆	18	0.00	0.0376	MC2D	Ta2Te3	SEBR	z2w,1=1	-	-
1.2.28	Cu ₄ Te ₆ Ti ₂	18	0.0055	0.0066	MC2D	TiCu2Te3	SEBR	z2w,1=1	-	-
1.2.38	K ₂ PdS ₂	37	0.00	0.0032	MC2D	K2PdS2	NLC	z2w,1=1	-	-
1.2.39	K ₂ PtS ₂	37	0.00	0.0132	MC2D	K2PtS2	NLC	z2w,1=1	-	-
1.2.40	K ₂ PtSe ₂	37	0.00	0.0098	MC2D	K2PtSe2	NLC	z2w,1=1	-	-
1.2.37	H ₂ Li ₂ Pt	37	0.00	0.0054	MC2D	Li2PtH2	NLC	z2w,1=1	-	-
1.2.41	SbSe ₂ Tl	37	0.00	0.0600	MC2D	TlSbSe2	NLC	z2w,1=1	-	-
1.2.42	Cr ₄ O ₆	38	0.0002	0.0023	MC2D	Cr4O6	NLC	z2w,1=1	-	-
1.2.43	Ni ₂ Pd ₄ Te ₄	38	0.00	0.0908	MC2D	NiPd2Te2	NLC	z2w,1=1	-	-
1.2.44	Fe ₆ S ₈	39	0.00	0.0044	MC2D	Fe3S4	SEBR	z2w,1=1	-	-
1.2.45	C ₈ H ₈ Fe ₂ N ₁₆	40	0.00	0.0012	MC2D	Fe2C8N16H8	NLC	z2w,1=1	-	-
1.2.47	Au ₂ Cl ₂ Te ₄	41	0.00	0.0140	MC2D	AuTe2Cl	NLC	z2w,1=1	-	-
1.2.48	Au ₈ Te ₁₆	41	0.00	0.0021	MC2D	AuTe2	NLC	z2w,1=1	-	-
1.2.49	Bi ₄ Cu ₄	41	0.00	0.1400	MC2D	Cu4Bi4	NLC	z2w,1=1	-	-
1.2.46	As ₄ K ₄ Ni ₂	41	0.00	0.0047	MC2D	K2NiAs2	NLC	z2w,1=1	-	-
1.2.50	Cu ₂ K ₂ Se ₆ Zr ₂	41	0.0050	0.0066	MC2D	KZrCuSe3	NLC	z2w,1=1	-	-
1.2.51	Co ₄ Nb ₄ Te ₈	42	0.00	0.0041	MC2D	NbCoTe2	SEBR	z2w,1=1	-	-
1.2.52	Bi ₂ Cu ₆ O ₁₆ Se ₄	46	0.00	0.0028	MC2D	Cu3BiSe2O8	SEBR	z2w,1=1	-	-
1.2.53	Br ₄ Eu ₂ O ₂	46	0.00	0.0375	MC2D	Eu2O2Br4	SEBR	z2w,1=1	-	-
1.2.55	Hf ₂ Te ₁₀	46	0.1148	0.2897	MC2D	Hf2Te10	SEBR	z2w,1=1	-	-
1.2.58	Pb ₄ Pd ₆ Te ₄	46	0.00	0.0227	MC2D	Pd3Pb2Te2	SEBR	z2w,1=1	-	-

TABLE S11: Computationally exfoliated (MC2D) topological insulators

2D-TQC	Formula	LG	Gap	Direct Gap	Source	Source ID	Topology (SOC)	Topo. indices	Parent COD	Parent ICSD
1.2.54	Fe ₄ O ₂ Se ₄ Sr ₂	46	0.00	0.0055	MC2D	Sr2Fe4Se4O2	SEBR	z2w, l=1	-	-
1.2.59	Pd ₆ Ta ₄ Te ₁₀	46	0.0041	0.0063	MC2D	Ta2Pd3Te5	SEBR	z2w, l=1	-	-
1.2.57	O ₁₆ P ₄ Ti ₂	46	0.00	0.0122	MC2D	Ti2P4O16	SEBR	z2w, l=1	-	-
1.2.56	I ₂ N ₂ Ti ₂	46	0.0236	0.0236	MC2D	TiNI	SEBR	z2w, l=1	-	-
1.2.60	Te ₁₀ Zr ₂	46	0.1303	0.2735	MC2D	Zr2Te10	SEBR	z2w, l=1	-	-
1.2.63	Ba ₂ Cd	61	0.00	0.0121	MC2D	Ba2Cd	SEBR	z4m0=1	-	-
1.2.64	Ba ₂ Hg	61	0.00	0.0430	MC2D	Ba2Hg	SEBR	z4m0=1	-	-
1.2.61	As ₂ BaFe ₈	61	0.00	0.0024	MC2D	BaFe8As2	SEBR	z4m0=3	-	-
1.2.67	Ca ₃ Cl ₂ Fe ₂ O ₅	61	0.00	0.0081	MC2D	Ca3Fe2O5Cl2	SEBR	z4m0=3	-	-
1.2.68	CeI ₂	61	0.00	0.0042	MC2D	CeI2	SEBR	z4m0=3	-	-
1.2.72	Cu ₄ S ₃	61	0.00	0.0030	MC2D	Cu4S3	SEBR	z4m0=3	-	-
1.2.76	K ₂ Mg ₅ Sn ₃	61	0.00	0.0111	MC2D	K2Mg5Sn3	SEBR	z4m0=2	-	-
1.2.74	H ₂ Li ₂ Pd	61	0.00	0.0258	MC2D	Li2PdH2	SEBR	z4m0=3	-	-
1.2.77	Mg ₃	61	0.00	0.0482	MC2D	Mg3	SEBR	z4m0=3	-	-
1.2.62	As ₂ Na ₂ O ₂ Ti ₂	61	0.00	0.0097	MC2D	Na2Ti2As2O	SEBR	z4m0=3	-	-
1.2.66	C ₄ N ₆ Ni ₂	61	0.00	0.0039	MC2D	Ni2C4N6	SEBR	z4m0=3	-	-
1.2.73	F ₄ NiTi ₂	61	0.00	0.0045	MC2D	NiTi2F4	SEBR	z4m0=2	-	-
1.2.69	Cl ₂ Co ₂ O ₅ Sr ₃	61	0.00	0.0339	MC2D	Sr3Co2O5Cl2	SEBR	z4m0=1	-	-
1.2.70	Cl ₂ Fe ₂ O ₄ Sr ₃	61	0.00	0.0038	MC2D	Sr3Fe2O4Cl2	SEBR	z4m0=2	-	-
1.2.65	Br ₂ Fe ₂ O ₅ Sr ₃	61	0.00	0.0015	MC2D	Sr3Fe2O5Br2	SEBR	z4m0=2	-	-
1.2.71	Cl ₂ Fe ₂ O ₅ Sr ₃	61	0.00	0.0034	MC2D	Sr3Fe2O5Cl2	SEBR	z4m0=2	-	-
1.2.78	O ₁₀ Sr	61	0.00	0.0002	MC2D	SrO10	SEBR	z4m0=1	-	-
1.2.79	O ₇ SrTa ₂	61	0.00	0.0030	MC2D	SrTa2O7	SEBR	z4m0=2	-	-
1.2.75	H ₄ Ti	61	0.00	0.0444	MC2D	TiH4	SEBR	z4m0=1	-	-
1.2.80	Fe ₂ K ₈	62	0.00	0.0020	MC2D	K8Fe2	SEBR	z2w, l=1	-	-
1.2.84	Ca ₂ Cl ₂ Cu ₂ Eu ₂ O ₆	64	0.00	0.0230	MC2D	Ca2Eu2Cu2O6Cl2	SEBR	z2w, l=1	-	-
1.2.81	As ₂ Co ₂	64	0.00	0.0306	MC2D	CoAs	SEBR	z2w, l=1	-	-
1.2.87	Ge ₂ Hf ₂ Te ₂	64	0.00	0.1384	MC2D	HfGeTe	SEBR	z2w, l=1	-	-
1.2.90	Hf ₂ Se ₂ Si ₂	64	0.00	0.1344	MC2D	HfSiSe	SEBR	z2w, l=1	-	-
1.2.91	Hf ₂ Si ₂ Te ₂	64	0.00	0.1546	MC2D	HfSiTe	SEBR	z2w, l=1	-	-
1.2.82	As ₂ Fe ₂ Li ₂	64	0.00	0.0229	MC2D	LiFeAs	SEBR	z2w, l=1	-	-
1.2.86	Fe ₂ Li ₂ P ₂	64	0.00	0.0327	MC2D	LiFeP	SEBR	z2w, l=1	-	-
1.2.93	Ni ₂ Se ₂	64	0.00	0.0220	MC2D	NiSe	SEBR	z2w, l=1	-	-
1.2.85	Cl ₂ Mn ₂ O ₆ Sr ₄	64	0.00	0.0160	MC2D	Sr2MnO3Cl	SEBR	z2w, l=1	-	-
1.2.92	I ₂ S ₂ Tl ₂	64	0.00	0.0012	MC2D	Tl2S2I2	SEBR	z2w, l=1	-	-
1.2.94	O ₁₂ P ₂ V ₂	64	0.00	0.0011	MC2D	V2P2O12	SEBR	z2w, l=1	-	-
1.2.83	Br ₈ S ₁₈ V ₈	64	0.0023	0.0025	MC2D	V4S9Br4	SEBR	z2w, l=1	-	-
1.2.88	Ge ₂ Se ₂ Zr ₂	64	0.00	0.0533	MC2D	ZrGeSe	SEBR	z2w, l=1	-	-
1.2.89	Ge ₂ Te ₂ Zr ₂	64	0.00	0.0845	MC2D	ZrGeTe	SEBR	z2w, l=1	-	-
1.2.95	Se ₂ Si ₂ Zr ₂	64	0.00	0.0494	MC2D	ZrSiSe	SEBR	z2w, l=1	-	-
1.2.96	Si ₂ Te ₂ Zr ₂	64	0.00	0.0833	MC2D	ZrSiTe	SEBR	z2w, l=1	-	-
1.2.100	Cr ₂ Ge ₂ Te ₆	71	0.00	0.0191	MC2D	CrGeTe3	SEBR	z2w, l=1	-	-
1.2.98	Cl ₆ V ₂	71	0.00	0.0226	MC2D	VCl3	SEBR	z2w, l=1	-	-
1.2.97	Br ₆ Yb ₂	71	0.00	0.0568	MC2D	Yb2Br6	SEBR	z2w, l=1	-	-
1.2.99	Cl ₆ Yb ₂	71	0.00	0.0178	MC2D	Yb2Cl6	SEBR	z2w, l=1	-	-
1.2.101	I ₆ Yb ₂	71	0.00	0.0749	MC2D	Yb2I6	SEBR	z2w, l=1	-	-
1.2.103	BaCr ₂ N ₂ O ₈	72	0.00	0.0183	MC2D	BaCr2N2O8	SEBR	z2w, l=1	-	-
1.2.109	Ce ₂ I ₂ Si ₂	72	0.00	0.0199	MC2D	CeSiI	SEBR	z2w, l=1	-	-
1.2.114	Fe ₃ O ₁₄ S ₂	72	0.00	0.0060	MC2D	Fe3S2O14	SEBR	z2w, l=1	-	-
1.2.116	Ge ₂ P ₆	72	0.00	0.0022	MC2D	GeP3	SEBR	z2w, l=1	-	-
1.2.104	Br ₂ Hf ₂	72	0.0562	0.2298	MC2D	Hf2Br2	SEBR	z2w, l=1	-	-
1.2.110	Cl ₂ Hf ₂	72	0.00	0.2626	MC2D	Hf2Cl2	SEBR	z2w, l=1	-	-
1.2.124	In ₂ Te ₃	72	0.00	0.0542	MC2D	In2Te3	SEBR	z2w, l=1	-	-
1.2.122	I ₂ La ₂ Si ₂	72	0.00	0.0159	MC2D	La2Si2I2	SEBR	z2w, l=1	-	-
1.2.115	Ge ₂ I ₂ La ₂	72	0.00	0.0648	MC2D	LaGeI	SEBR	z2w, l=1	-	-
1.2.112	Cu ₄ Li ₂ P ₂	72	0.00	0.0403	MC2D	LiCu2P	SEBR	z2w, l=1	-	-
1.2.118	H ₂ Cl ₂ Lu ₂	72	0.00	0.1969	MC2D	LuHCl	SEBR	z2w, l=1	-	-
1.2.106	Br ₂ Pr ₂	72	0.00	0.0209	MC2D	Pr2Br2	SEBR	z2w, l=1	-	-

TABLE S11: Computationally exfoliated (MC2D) topological insulators

2D-TQC	Formula	LG	Gap	Direct Gap	Source	Source ID	Topology (SOC)	Topo. indices	Parent COD	Parent ICSD
1.2.123	I ₂ Pr ₂ Si ₂	72	0.00	0.0366	MC2D	Pr2Si2I2	SEBR	z2w,1=1	-	-
1.2.121	Hg ₂ Pt ₄ Se ₆	72	0.1343	0.1717	MC2D	Pt2HgSe3	SEBR	z2w,1=1	-	-
1.2.126	Pt ₂ Te ₂	72	0.00	0.0201	MC2D	PtTe	SEBR	z2w,1=1	-	-
1.2.127	Sb ₂ Te ₂	72	0.00	0.0692	MC2D	Sb2Te2	SEBR	z2w,1=1	-	-
1.2.119	H ₂ Cl ₂ Sc ₂	72	0.00	0.0108	MC2D	ScHCl	SEBR	z2w,1=1	-	-
1.2.102	As ₂ Sn ₂	72	0.00	0.0757	MC2D	SnAs	SEBR	z2w,1=1	-	-
1.2.125	P ₂ Sn ₂	72	0.00	0.0048	MC2D	SnP	SEBR	z2w,1=1	-	-
1.2.108	CS ₂ Ta ₂	72	0.00	0.0970	MC2D	Ta2CS2	SEBR	z2w,1=1	-	-
1.2.128	Se ₂ Ti	72	0.00	0.0026	MC2D	TiSe2	SEBR	z2w,1=1	-	-
1.2.113	F ₂ Se ₂ Yb ₂	72	0.00	0.0156	MC2D	Yb2Se2F2	SEBR	z2w,1=1	-	-
1.2.105	Br ₂ Hg ₃ Se ₆ Zn ₂	72	0.00	0.0830	MC2D	Zn2Hg3Se6Br2	SEBR	z2w,1=1	-	-
1.2.117	H ₂ Br ₂ Zr ₂	72	0.00	0.0388	MC2D	Zr2H2Br2	SEBR	z2w,1=1	-	-
1.2.120	H ₂ Cl ₂ Zr ₂	72	0.00	0.0572	MC2D	Zr2H2Cl2	SEBR	z2w,1=1	-	-
1.2.107	Br ₂ Zr ₂	72	0.00	0.0454	MC2D	ZrBr	SEBR	z2w,1=1	-	-
1.2.111	Cl ₂ Zr ₂	72	0.00	0.0645	MC2D	ZrCl	SEBR	z2w,1=1	-	-
1.2.130	AsCuLi ₂	78	0.0294	0.0578	MC2D	Li2CuAs	NLC	z3m0=2	-	-
1.2.131	GeNi ₃ Te ₂	78	0.00	0.2018	MC2D	Ni3GeTe2	NLC	z3m0=1	-	-
1.2.132	Ba ₂ Cu ₂	80	0.00	0.0099	MC2D	BaCu	SEBR	z6m0=1	-	-
1.2.134	Br ₃ Cs	80	0.00	0.3314	MC2D	CsBr3	SEBR	z6m0=1	-	-
1.2.133	Br ₂ Hg ₃	80	0.00	0.1308	MC2D	Hg3Br2	SEBR	z6m0=1	-	-
1.1.18	C	80	0.00	0.1307	MC2D	C	SEBR	z6m0=4	-	-
1.2.135	Cu ₂ Sr ₂	80	0.00	0.0079	MC2D	SrCu	SEBR	z6m0=1	-	-

D. Stable (C2DB)

TABLE S12: Stable (C2DB) topological insulators

2D-TQC	Formula	LG	Gap	Direct Gap	Source	Source ID	Topology (SOC)	Topo. indices	Parent COD	Parent ICSD
1.3.1	As ₂ I ₂	2	1.3298	1.4872	C2DB	2AsI-1	NLC	z2w,1=1	-	-
1.3.2	Au ₂ F ₂	2	0.00	0.1022	C2DB	2AuF-1	NLC	z2w,1=1	-	-
1.3.3	P ₂ S ₆ Ta ₂	2	0.0434	0.0683	C2DB	2PTaS3-2	NLC	z2w,1=1	-	-
1.3.5	As ₂ F ₂	15	0.1338	0.1376	C2DB	2AsF-1	NLC	z2w,1=1	-	-
1.3.6	Bi ₂ Br ₂	15	0.6435	0.6710	C2DB	2BiBr-1	NLC	z2w,1=1	-	-
1.3.7	Br ₂ Sb ₂	15	0.2826	0.2826	C2DB	2BrSb-1	NLC	z2w,1=1	-	-
1.3.10	Cr ₂ Te ₄	15	0.00	0.0918	C2DB	2CrTe2-2	NLC	z2w,1=1	-	-
1.3.11	F ₂ P ₂	15	0.0470	0.0470	C2DB	2FP-1	NLC	z2w,1=1	-	-
1.3.12	Ir ₂ Nb ₂ Te ₈	15	0.0374	0.0374	C2DB	2IrNbTe4-1	NLC	z2w,1=1	-	73690
1.3.13	Ir ₂ Ta ₂ Te ₈	15	0.0276	0.0276	C2DB	2IrTaTe4-1	NLC	z2w,1=1	-	657362
1.3.8	Cl ₄ Mo ₂	15	0.00	0.0230	C2DB	2MoCl2-1	NLC	z2w,1=1	-	-
1.3.14	Mo ₂ Se ₄	15	0.0325	0.0720	C2DB	2MoSe2-1	NLC	z2w,1=1	-	-
1.3.15	Nb ₂ Rh ₂ Te ₈	15	0.0715	0.0718	C2DB	2NbRhTe4-1	NLC	z2w,1=1	-	-
1.3.18	Ni ₂ Te ₆	15	0.00	0.0139	C2DB	2NiTe3-1	NLC	z2w,1=1	-	-
1.3.19	Ni ₂ Te ₆	15	0.00	0.0700	C2DB	2NiTe3-3	NLC	z2w,1=1	-	-
1.3.16	Nb ₄ Pd ₂ Te ₁₄	15	0.0025	0.0243	C2DB	2PdNb2Te7-1	NLC	z2w,1=1	-	-
1.3.20	Pd ₂ Ta ₄ Te ₁₄	15	0.0139	0.0297	C2DB	2PdTa2Te7-1	NLC	z2w,1=1	-	-
1.3.21	Pt ₂ Se ₆	15	0.00	0.0100	C2DB	2PtSe3-1	NLC	z2w,1=1	-	-
1.3.22	Pt ₂ Ta ₄ Te ₁₄	15	0.0112	0.0177	C2DB	2PtTa2Te7-1	NLC	z2w,1=1	-	-
1.3.23	Rh ₂ Ta ₂ Te ₈	15	0.0659	0.0711	C2DB	2RhTaTe4-1	NLC	z2w,1=1	-	656453
1.3.9	Cl ₄ W ₂	15	0.00	0.0926	C2DB	2WCl2-1	NLC	z2w,1=1	-	-
1.3.17	Nb ₄ Se ₁₂	15	0.00	0.0226	C2DB	4NbSe3-1	NLC	z2w,1=1	-	-
1.3.25	Se ₁₂ Ta ₄	15	0.00	0.0360	C2DB	4TaSe3-1	NLC	z2w,1=1	-	651965
1.3.26	Cu ₄ I ₈	16	0.1156	0.1544	C2DB	4CuI2-1	NLC	z2w,1=1	-	-
1.3.27	Br ₄ Cd ₄ O ₄	17	0.00	0.0553	C2DB	4BrCdO-1	NLC	z2w,1=1	-	56219
1.3.30	H ₄ Br ₄ Cu ₄ S ₄	17	0.00	0.0253	C2DB	4BrCuHS-1	NLC	z2w,1=1	-	-
1.3.28	Br ₄ O ₄ Zn ₄	17	0.00	0.0617	C2DB	4BrOZn-1	NLC	z2w,1=1	9011544	-
1.3.29	Cd ₄ I ₄ O ₄	17	0.0122	0.0417	C2DB	4CdIO-1	NLC	z2w,1=1	-	56220
1.3.31	H ₄ Cu ₄ I ₄ S ₄	17	0.00	0.0548	C2DB	4CuHIS-1	NLC	z2w,1=1	-	-
1.3.35	CTe ₂ Ti ₂	18	0.00	0.0292	C2DB	1CTe2Ti2-1	SEBR	z2w,1=1	-	-
1.3.37	HfNb ₂ Te ₈ Zr	18	0.00	0.0081	C2DB	1HfZrNb2Te8-1	SEBR	z2w,1=1	-	-
1.3.41	Nb ₂ NiSe ₆	18	0.00	0.0397	C2DB	1NiNb2Se6-1	SEBR	z2w,1=1	-	-
1.3.42	Nb ₂ NiTe ₆	18	0.00	0.0256	C2DB	1NiNb2Te6-1	SEBR	z2w,1=1	-	-
1.3.46	NiSe ₆ Ta ₂	18	0.00	0.0376	C2DB	1NiTa2Se6-1	SEBR	z2w,1=1	-	-
1.3.43	Nb ₂ PdSe ₆	18	0.00	0.0350	C2DB	1PdNb2Se6-1	SEBR	z2w,1=1	-	600719
1.3.47	PdSe ₆ Ta ₂	18	0.00	0.0233	C2DB	1PdTa2Se6-1	SEBR	z2w,1=1	-	61005
1.3.44	Nb ₂ PtTe ₆	18	0.00	0.0792	C2DB	1PtNb2Te6-1	SEBR	z2w,1=1	-	-
1.3.32	As ₂ Br ₂	18	0.2009	0.2009	C2DB	2AsBr-1	SEBR	z2w,1=1	-	-
1.3.33	Bi ₂ K ₂ Pd ₂	18	0.00	0.1793	C2DB	2BiKPd-1	SEBR	z2w,1=1	-	-
1.3.34	Bi ₂ Na ₂ Pd ₂	18	0.00	0.0576	C2DB	2BiNaPd-1	SEBR	z2w,1=1	-	-
1.3.38	I ₂ Re ₂	18	0.0370	0.1091	C2DB	2IRe-1	SEBR	z2w,1=1	-	-
1.3.39	I ₂ Sb ₂	18	0.4148	0.4148	C2DB	2ISb-1	SEBR	z2w,1=1	-	-
1.3.40	Na ₂ Ni ₂ Sb ₂	18	0.00	0.0468	C2DB	2NaNiSb-1	SEBR	z2w,1=1	-	-
1.3.45	Nb ₄ Se ₆	18	0.00	0.0635	C2DB	2Nb2Se3-1	SEBR	z2w,1=1	-	-
1.3.49	S ₆ Ta ₄	18	0.00	0.0406	C2DB	2Ta2S3-1	SEBR	z2w,1=1	-	-
1.3.50	Se ₆ Ta ₄	18	0.0328	0.1122	C2DB	2Ta2Se3-1	SEBR	z2w,1=1	-	-
1.3.51	Ta ₄ Te ₆	18	0.00	0.0456	C2DB	2Ta2Te3-1	SEBR	z2w,1=1	1539830	-
1.3.48	Rh ₄ Te ₂	18	0.00	0.0552	C2DB	2TeRh2-1	SEBR	z2w,1=1	-	-
1.3.36	Ga ₂	18	0.00	0.0639	C2DB	4Ga-1	SEBR	z2w,1=1	-	-
1.3.52	Mn ₂ Se ₂	37	0.00	0.0381	C2DB	2MnSe-2	NLC	z2w,1=1	-	-
1.3.53	Te ₂ V ₂	37	0.00	0.0217	C2DB	2TeV-2	NLC	z2w,1=1	-	-
1.3.55	Co ₂ Nb ₂ Se ₁₀	41	0.00	0.0237	C2DB	2CoNbSe5-1	NLC	z2w,1=1	-	-
1.3.56	Co ₂ Nb ₂ Te ₁₀	41	0.00	0.0138	C2DB	2CoNbTe5-1	NLC	z2w,1=1	-	-
1.3.57	Co ₂ Ta ₂ Te ₁₀	41	0.00	0.0157	C2DB	2CoTaTe5-1	NLC	z2w,1=1	-	-
1.3.54	Bi ₄ Cu ₄	41	0.00	0.1424	C2DB	4BiCu-1	NLC	z2w,1=1	4002817	-

TABLE S12: Stable (C2DB) topological insulators

2D-TQC	Formula	LG	Gap	Direct Gap	Source	Source ID	Topology (SOC)	Topo. indices	Parent COD	Parent ICSD
1.3.58	Co ₄ Nb ₄ Te ₈	42	0.00	0.0066	C2DB	4CoNbTe2-1	SEBR	z2w,1=1	-	-
1.3.59	Co ₄ Se ₈ Ta ₄	42	0.00	0.0059	C2DB	4CoTaSe2-1	SEBR	z2w,1=1	-	-
1.3.60	Co ₄ Ta ₄ Te ₈	42	0.00	0.0125	C2DB	4CoTaTe2-1	SEBR	z2w,1=1	-	-
1.3.61	Nb ₄ Ni ₄ Se ₈	42	0.00	0.0117	C2DB	4NbNiSe2-1	SEBR	z2w,1=1	-	-
1.3.62	Ni ₄ Se ₈ Ta ₄	42	0.00	0.0248	C2DB	4NiTaSe2-1	SEBR	z2w,1=1	-	-
1.3.63	Se ₈ Sn ₂ Ta ₄	44	0.0191	0.0263	C2DB	2SnTa2Se4-1	NLC	z2w,1=1	-	-
1.3.64	Ag ₂ Cl ₂ Se ₂	46	0.00	0.0341	C2DB	2AgClSe-1	SEBR	z2w,1=1	-	-
1.3.65	Ag ₂ I ₂ Se ₂	46	0.00	0.0258	C2DB	2AgISe-1	SEBR	z2w,1=1	-	-
1.3.66	Br ₂ Co ₂ O ₂	46	0.00	0.0316	C2DB	2BrCoO-1	SEBR	z2w,1=1	-	-
1.3.67	Br ₂ Cu ₂ Se ₂	46	0.00	0.0680	C2DB	2BrCuSe-1	SEBR	z2w,1=1	-	-
1.3.68	Br ₂ Cu ₂ Te ₂	46	0.00	0.2131	C2DB	2BrCuTe-1	SEBR	z2w,1=1	-	-
1.3.70	Br ₂ Rh ₂ Se ₂	46	0.00	0.0314	C2DB	2BrRhSe-2	SEBR	z2w,1=1	-	-
1.3.69	Br ₂ Rh ₂ S ₂	46	0.0373	0.0384	C2DB	2BrRhS-1	SEBR	z2w,1=1	-	-
1.3.71	Cl ₂ Co ₂ O ₂	46	0.00	0.0025	C2DB	2ClCoO-1	SEBR	z2w,1=1	-	-
1.3.72	Cl ₂ Co ₂ S ₂	46	0.00	0.0119	C2DB	2ClCoS-1	SEBR	z2w,1=1	-	-
1.3.73	Cl ₂ Cu ₂ Se ₂	46	0.00	0.0681	C2DB	2ClCuSe-1	SEBR	z2w,1=1	-	-
1.3.75	Cl ₂ Rh ₂ Se ₂	46	0.00	0.0231	C2DB	2ClRhSe-2	SEBR	z2w,1=1	-	-
1.3.74	Cl ₂ Rh ₂ S ₂	46	0.0071	0.0071	C2DB	2ClRhS-2	SEBR	z2w,1=1	-	-
1.3.76	Co ₂ F ₂ O ₂	46	0.0058	0.0061	C2DB	2CoFO-1	SEBR	z2w,1=1	-	-
1.3.77	Co ₂ F ₂ S ₂	46	0.00	0.0254	C2DB	2CoFS-1	SEBR	z2w,1=1	-	-
1.3.78	Co ₂ I ₂ O ₂	46	0.00	0.0313	C2DB	2CoIO-1	SEBR	z2w,1=1	-	-
1.3.80	Cu ₂ I ₂ Se ₂	46	0.00	0.0853	C2DB	2CuISe-1	SEBR	z2w,1=1	-	-
1.3.82	F ₂ Rh ₂ Se ₂	46	0.00	0.0426	C2DB	2FRhSe-3	SEBR	z2w,1=1	-	-
1.3.81	F ₂ Rh ₂ S ₂	46	0.0099	0.0099	C2DB	2FRhS-2	SEBR	z2w,1=1	-	-
1.3.83	H ₂ Mn ₂ S ₂	46	0.00	0.0289	C2DB	2HMnS-1	SEBR	z2w,1=1	-	-
1.3.84	Hf ₂ Se ₁₀	46	0.1899	0.1899	C2DB	2HfSe5-1	SEBR	z2w,1=1	-	-
1.3.85	I ₂ Mo ₂ N ₂	46	0.00	0.0501	C2DB	2IMoN-1	SEBR	z2w,1=1	-	-
1.3.86	I ₂ N ₂ Ti ₂	46	0.0150	0.0150	C2DB	2INTi-1	SEBR	z2w,1=1	1537488	27394
1.3.87	I ₂ N ₂ W ₂	46	0.00	0.0115	C2DB	2INW-1	SEBR	z2w,1=1	-	-
1.3.88	I ₂ Nb ₂ Se ₂	46	0.00	0.0051	C2DB	2INbSe-1	SEBR	z2w,1=1	-	-
1.3.89	I ₂ O ₂ Rh ₂	46	0.00	0.0495	C2DB	2IORh-1	SEBR	z2w,1=1	-	-
1.3.90	I ₂ Rh ₂ S ₂	46	0.00	0.0272	C2DB	2IRhS-1	SEBR	z2w,1=1	-	-
1.3.93	Nb ₄ Ni ₆ Te ₁₀	46	0.00	0.0020	C2DB	2Nb2Ni3Te5-1	SEBR	z2w,1=1	-	-
1.3.95	Nb ₄ Pt ₆ Te ₁₀	46	0.00	0.0106	C2DB	2Nb2Pt3Te5-1	SEBR	z2w,1=1	-	-
1.3.91	Nb ₄ Ni ₂ Se ₁₀	46	0.00	0.0126	C2DB	2NiNb2Se5-1	SEBR	z2w,1=1	-	-
1.3.92	Nb ₄ Ni ₂ Te ₁₀	46	0.00	0.0127	C2DB	2NiNb2Te5-1	SEBR	z2w,1=1	-	-
1.3.96	Ni ₂ Ta ₄ Te ₁₀	46	0.00	0.0001	C2DB	2NiTa2Te5-1	SEBR	z2w,1=1	-	-
1.3.94	Nb ₄ Pd ₂ Te ₁₀	46	0.0193	0.0674	C2DB	2PdNb2Te5-1	SEBR	z2w,1=1	-	-
1.3.97	Pd ₂ Ta ₄ Te ₁₀	46	0.00	0.0213	C2DB	2PdTa2Te5-1	SEBR	z2w,1=1	-	-
1.3.98	Pd ₆ S ₁₀ Ta ₄	46	0.00	0.0116	C2DB	2Ta2Pd3S5-1	SEBR	z2w,1=1	-	-
1.3.99	Pd ₆ Ta ₄ Te ₁₀	46	0.0006	0.0009	C2DB	2Ta2Pd3Te5-1	SEBR	z2w,1=1	-	78370
1.3.100	Pt ₆ Ta ₄ Te ₁₀	46	0.00	0.0100	C2DB	2Ta2Pt3Te5-1	SEBR	z2w,1=1	-	-
1.3.101	S ₁₀ Zr ₂	46	0.0451	0.0451	C2DB	2ZrS5-1	SEBR	z2w,1=1	-	-
1.3.102	Se ₁₀ Zr ₂	46	0.1828	0.1828	C2DB	2ZrSe5-1	SEBR	z2w,1=1	-	-
1.3.103	Te ₁₀ Zr ₂	46	0.1293	0.2745	C2DB	2ZrTe5-1	SEBR	z2w,1=1	-	653212
1.3.79	Co ₈ S ₈ Ta ₄	46	0.00	0.0026	C2DB	4TaCo2S2-1	SEBR	z2w,1=1	-	-
1.3.104	Ag ₂ I ₂ S ₄ Sr ₃	61	0.00	0.0110	C2DB	1Ag2I2Sr3S4-1	SEBR	z4m0=2	-	-
1.3.105	Au ₂ I ₂ O ₄ Sr ₃	61	0.00	0.0015	C2DB	1Au2I2Sr3O4-1	SEBR	z4m0=2	-	-
1.3.106	Ba ₃ Br ₂ Ni ₂ O ₅	61	0.0071	0.0600	C2DB	1Br2Ni2Ba3O5-1	SEBR	z4m0=1	-	-
1.3.108	Br ₂ Ca ₃ Ni ₂ O ₅	61	0.00	0.0596	C2DB	1Br2Ni2Ca3O5-1	SEBR	z4m0=1	-	-
1.3.109	Br ₂ Ni ₂ O ₅ Sr ₃	61	0.0015	0.0564	C2DB	1Br2Ni2Sr3O5-1	SEBR	z4m0=1	-	-
1.3.107	Ba ₃ Cl ₂ Ni ₂ O ₅	61	0.0100	0.0525	C2DB	1Cl2Ni2Ba3O5-1	SEBR	z4m0=1	-	-
1.3.110	Ca ₃ Cl ₂ Ni ₂ O ₅	61	0.00	0.0586	C2DB	1Cl2Ni2Ca3O5-1	SEBR	z4m0=1	-	-
1.3.111	Cl ₂ Ni ₂ O ₅ Sr ₃	61	0.00	0.0570	C2DB	1Cl2Ni2Sr3O5-1	SEBR	z4m0=1	-	-
1.3.115	H ₂ Li ₂ Ni	61	0.00	0.0625	C2DB	1NiH2Li2-1	SEBR	z4m0=2	-	-
1.3.118	H ₂ Na ₂ Ni	61	0.00	0.0751	C2DB	1NiH2Na2-1	SEBR	z4m0=2	-	-
1.3.116	H ₂ Li ₂ Pd	61	0.00	0.0137	C2DB	1PdH2Li2-1	SEBR	z4m0=3	-	108534
1.3.117	H ₂ Li ₂ Pt	61	0.00	0.1863	C2DB	1PtH2Li2-1	SEBR	z4m0=3	-	-

TABLE S12: Stable (C2DB) topological insulators

2D-TQC	Formula	LG	Gap	Direct Gap	Source	Source ID	Topology (SOC)	Topo. indices	Parent COD	Parent ICSD
1.3.119	H ₂ Na ₂ Pt	61	0.00	0.0382	C2DB	1PtH2Na2-1	SEBR	z4m0=2	-	-
1.3.121	Hf ₃ S ₂	61	0.00	0.0073	C2DB	1S2Hf3-1	SEBR	z4m0=2	-	-
1.3.122	Hf ₃ Se ₂	61	0.00	0.0372	C2DB	1Se2Hf3-1	SEBR	z4m0=2	-	-
1.3.124	O ₇ SrTa ₂	61	0.00	0.0031	C2DB	1SrTa2O7-1	SEBR	z4m0=2	-	154177
1.3.131	Te ₂ Zr ₃	61	0.00	0.0180	C2DB	1Te2Zr3-1	SEBR	z4m0=2	-	-
1.3.112	Co ₂ Se ₂	61	0.00	0.0235	C2DB	2CoSe-3	SEBR	z4m0=1	-	-
1.3.113	Co ₂ Te ₂	61	0.00	0.0163	C2DB	2CoTe-3	SEBR	z4m0=1	-	-
1.3.114	Cu ₂ Te ₂	61	0.00	0.4300	C2DB	2CuTe-2	SEBR	z4m0=1	-	-
1.3.123	Mn ₂ S ₂	61	0.00	0.0315	C2DB	2MnS-3	SEBR	z4m0=1	-	-
1.3.120	H ₄ Os	61	0.00	0.4326	C2DB	2OsH4-1	SEBR	z4m0=1	-	-
1.3.125	Pd ₂ Se ₂	61	0.00	0.0244	C2DB	2PdSe-1	SEBR	z4m0=2	-	-
1.3.126	Pd ₂ Te ₂	61	0.00	0.0156	C2DB	2PdTe-1	SEBR	z4m0=2	-	-
1.3.127	Pt ₂ Se ₂	61	0.00	0.0366	C2DB	2PtSe-1	SEBR	z4m0=1	-	-
1.3.128	Pt ₂ Te ₂	61	0.00	0.0255	C2DB	2PtTe-3	SEBR	z4m0=1	-	-
1.3.129	Rh ₂ Te ₂	61	0.00	0.0339	C2DB	2RhTe-3	SEBR	z4m0=1	-	-
1.3.130	Se ₂ V ₂	61	0.00	0.0245	C2DB	2SeV-3	SEBR	z4m0=3	-	-
1.3.132	As ₂ Fe ₂ Na ₂	64	0.00	0.0214	C2DB	2AsFeNa-1	SEBR	z2w,1=1	-	-
1.3.133	As ₂ Ge ₂ Nb ₂	64	0.00	0.0260	C2DB	2AsGeNb-1	SEBR	z2w,1=1	-	610611
1.3.134	As ₂ K ₂ Ni ₂	64	0.00	0.0045	C2DB	2AsKNi-1	SEBR	z2w,1=1	-	-
1.3.135	As ₂ K ₂ Pd ₂	64	0.00	0.0030	C2DB	2AsKPd-1	SEBR	z2w,1=1	-	-
1.3.136	As ₂ Li ₂ Ni ₂	64	0.00	0.0187	C2DB	2AsLiNi-1	SEBR	z2w,1=1	-	-
1.3.137	As ₂ Li ₂ Pd ₂	64	0.00	0.0106	C2DB	2AsLiPd-1	SEBR	z2w,1=1	-	-
1.3.138	As ₂ Na ₂ Ni ₂	64	0.00	0.0026	C2DB	2AsNaNi-1	SEBR	z2w,1=1	-	-
1.3.139	As ₂ Na ₂ Pd ₂	64	0.00	0.0090	C2DB	2AsNaPd-1	SEBR	z2w,1=1	-	-
1.3.140	Ba ₂ Ge ₂ Ni ₂	64	0.00	0.0058	C2DB	2BaGeNi-1	SEBR	z2w,1=1	-	-
1.3.141	Ba ₂ Ni ₂ Si ₂	64	0.00	0.0078	C2DB	2BaNiSi-1	SEBR	z2w,1=1	-	-
1.3.142	Ca ₂ Fe ₂ Si ₂	64	0.00	0.0068	C2DB	2CaFeSi-1	SEBR	z2w,1=1	-	-
1.3.143	Ca ₂ Ni ₂ Sn ₂	64	0.00	0.0264	C2DB	2CaNiSn-1	SEBR	z2w,1=1	-	-
1.3.144	Fe ₂ K ₂ P ₂	64	0.00	0.0074	C2DB	2FeKP-1	SEBR	z2w,1=1	-	-
1.3.145	Fe ₂ Li ₂ P ₂	64	0.00	0.0267	C2DB	2FeLiP-1	SEBR	z2w,1=1	9008322	-
1.3.146	Fe ₂ Na ₂ P ₂	64	0.00	0.0124	C2DB	2FeNaP-1	SEBR	z2w,1=1	-	-
1.3.147	Fe ₂ Si ₂ Sr ₂	64	0.00	0.0032	C2DB	2FeSiSr-1	SEBR	z2w,1=1	-	-
1.3.149	Ge ₂ Hf ₂ Se ₂	64	0.00	0.1297	C2DB	2GeHfSe-1	SEBR	z2w,1=1	-	-
1.3.148	Ge ₂ Hf ₂ S ₂	64	0.00	0.1274	C2DB	2GeHfS-1	SEBR	z2w,1=1	-	-
1.3.150	Ge ₂ Hf ₂ Te ₂	64	0.00	0.1345	C2DB	2GeHfTe-1	SEBR	z2w,1=1	-	-
1.3.151	Ge ₂ Nb ₂ Sb ₂	64	0.00	0.0107	C2DB	2GeNbSb-1	SEBR	z2w,1=1	-	637231
1.3.152	Ge ₂ S ₂ Zr ₂	64	0.00	0.0457	C2DB	2GeSZr-1	SEBR	z2w,1=1	-	-
1.3.153	Ge ₂ Se ₂ Zr ₂	64	0.00	0.0536	C2DB	2GeSeZr-1	SEBR	z2w,1=1	-	-
1.3.154	Ge ₂ Te ₂ Zr ₂	64	0.00	0.0849	C2DB	2GeTeZr-1	SEBR	z2w,1=1	-	-
1.3.155	Hf ₂ S ₂ Si ₂	64	0.00	0.1191	C2DB	2HfSSi-1	SEBR	z2w,1=1	-	-
1.3.156	Hf ₂ Se ₂ Si ₂	64	0.00	0.1342	C2DB	2HfSeSi-1	SEBR	z2w,1=1	-	-
1.3.157	Hf ₂ Si ₂ Te ₂	64	0.00	0.1564	C2DB	2HfSiTe-1	SEBR	z2w,1=1	1538434	-
1.3.158	I ₂ N ₂ Ti ₂	64	0.0630	0.1079	C2DB	2INTi-2	SEBR	z2w,1=1	-	-
1.3.159	K ₂ Ni ₂ P ₂	64	0.00	0.0080	C2DB	2KNiP-1	SEBR	z2w,1=1	-	-
1.3.160	K ₂ Ni ₂ Sb ₂	64	0.00	0.0233	C2DB	2KNiSb-1	SEBR	z2w,1=1	-	-
1.3.161	K ₂ Pd ₂ Sb ₂	64	0.00	0.0237	C2DB	2KPdSb-1	SEBR	z2w,1=1	-	-
1.3.162	Li ₂ Ni ₂ P ₂	64	0.00	0.0096	C2DB	2LiNiP-1	SEBR	z2w,1=1	-	-
1.3.163	Li ₂ Ni ₂ Sb ₂	64	0.00	0.0511	C2DB	2LiNiSb-1	SEBR	z2w,1=1	-	-
1.3.164	Li ₂ P ₂ Pd ₂	64	0.00	0.0166	C2DB	2LiPPd-1	SEBR	z2w,1=1	-	-
1.3.165	Li ₂ Pd ₂ Sb ₂	64	0.00	0.0619	C2DB	2LiPdSb-1	SEBR	z2w,1=1	-	-
1.3.166	Na ₂ Ni ₂ P ₂	64	0.00	0.0141	C2DB	2NaNiP-1	SEBR	z2w,1=1	-	-
1.3.167	Na ₂ Pd ₂ Sb ₂	64	0.00	0.0423	C2DB	2NaPdSb-1	SEBR	z2w,1=1	-	-
1.3.172	Ni ₂ Se ₂	64	0.00	0.0246	C2DB	2NiSe-3	SEBR	z2w,1=1	-	162903
1.3.173	Ni ₂ Si ₂ Sr ₂	64	0.00	0.0291	C2DB	2NiSiSr-1	SEBR	z2w,1=1	-	-
1.3.171	Ni ₂ S ₂	64	0.00	0.0046	C2DB	2NiS-3	SEBR	z2w,1=1	-	-
1.3.175	Os ₂ Se ₂	64	0.00	0.1427	C2DB	2OsSe-1	SEBR	z2w,1=1	-	-
1.3.174	Os ₂ S ₂	64	0.00	0.1094	C2DB	2OsS-2	SEBR	z2w,1=1	-	-
1.3.176	Os ₂ Te ₂	64	0.00	0.1591	C2DB	2OsTe-1	SEBR	z2w,1=1	-	-

TABLE S12: Stable (C2DB) topological insulators

2D-TQC	Formula	LG	Gap	Direct Gap	Source	Source ID	Topology (SOC)	Topo. indices	Parent COD	Parent ICSD
1.3.177	P ₂ Si ₂ Ta ₂	64	0.00	0.0249	C2DB	2PSiTa-1	SEBR	z2w,1=1	-	-
1.3.178	Pd ₂ Se ₂	64	0.00	0.0076	C2DB	2PdSe-2	SEBR	z2w,1=1	-	-
1.3.168	Nb ₄ S ₂	64	0.00	0.0167	C2DB	2SNb2-1	SEBR	z2w,1=1	-	-
1.3.179	S ₂ Si ₂ Zr ₂	64	0.00	0.0425	C2DB	2SSiZr-1	SEBR	z2w,1=1	-	-
1.3.169	Nb ₄ Se ₂	64	0.00	0.0108	C2DB	2SeNb2-1	SEBR	z2w,1=1	-	-
1.3.180	Se ₂ Si ₂ Zr ₂	64	0.00	0.0498	C2DB	2SeSiZr-1	SEBR	z2w,1=1	-	-
1.3.181	Si ₂ Te ₂ Zr ₂	64	0.00	0.0848	C2DB	2SiTeZr-1	SEBR	z2w,1=1	1538430	-
1.3.170	Nb ₄ Te ₂	64	0.00	0.0213	C2DB	2TeNb2-1	SEBR	z2w,1=1	-	-
1.3.182	As ₂ Sc ₂ Se ₆	71	0.00	0.0366	C2DB	2AsScSe3-2	SEBR	z2w,1=1	-	-
1.3.183	As ₂ Sc ₂ Te ₆	71	0.00	0.1233	C2DB	2AsScTe3-1	SEBR	z2w,1=1	-	-
1.3.184	Co ₂ P ₂ Se ₆	71	0.00	0.0086	C2DB	2CoPSe3-1	SEBR	z2w,1=1	-	-
1.3.186	Ir ₂ P ₂ S ₆	71	0.0045	0.0045	C2DB	2IrPS3-1	SEBR	z2w,1=1	-	-
1.3.187	P ₂ Rh ₂ S ₆	71	0.00	0.0127	C2DB	2PRhS3-2	SEBR	z2w,1=1	-	-
1.3.188	P ₂ Rh ₂ Se ₆	71	0.0169	0.0169	C2DB	2PRhSe3-1	SEBR	z2w,1=1	-	-
1.3.185	F ₆ Re ₂	71	0.00	0.1694	C2DB	2ReF3-1	SEBR	z2w,1=1	-	-
1.3.230	C ₃ Sc ₄	72	0.00	0.0012	C2DB	1C3Sc4-1	SEBR	z2w,1=1	-	-
1.3.231	C ₃ Y ₄	72	0.00	0.0028	C2DB	1C3Y4-1	SEBR	z2w,1=1	-	-
1.3.232	CCl ₂ Nb ₂	72	0.00	0.0514	C2DB	1CCl2Nb2-1	SEBR	z2w,1=1	-	-
1.3.233	CCl ₂ Ta ₂	72	0.00	0.1744	C2DB	1CCl2Ta2-1	SEBR	z2w,1=1	-	-
1.3.234	CCl ₂ V ₂	72	0.00	0.0153	C2DB	1CCl2V2-1	SEBR	z2w,1=1	-	-
1.3.235	CF ₂ Nb ₂	72	0.00	0.0508	C2DB	1CF2Nb2-1	SEBR	z2w,1=1	-	-
1.3.236	CF ₂ V ₂	72	0.00	0.0192	C2DB	1CF2V2-1	SEBR	z2w,1=1	-	-
1.3.237	CH ₂ Nb ₂ O ₂	72	0.00	0.0366	C2DB	1CH2Nb2O2-1	SEBR	z2w,1=1	-	-
1.3.238	CH ₂ O ₂ V ₂	72	0.00	0.0211	C2DB	1CH2O2V2-1	SEBR	z2w,1=1	-	-
1.3.239	CHf ₂ Se ₂	72	0.00	0.0435	C2DB	1CHf2Se2-1	SEBR	z2w,1=1	-	-
1.3.240	CHf ₂ Te ₂	72	0.00	0.0202	C2DB	1CHf2Te2-1	SEBR	z2w,1=1	-	-
1.3.241	CHf ₂	72	0.00	0.0098	C2DB	1CHf2-1	SEBR	z2w,1=1	-	-
1.3.242	CS ₂ Ta ₂	72	0.00	0.0971	C2DB	1CS2Ta2-1	SEBR	z2w,1=1	-	23791
1.3.243	CSe ₂ Ti ₂	72	0.00	0.0274	C2DB	1CSe2Ti2-1	SEBR	z2w,1=1	-	-
1.3.244	CSe ₂ Zr ₂	72	0.00	0.0304	C2DB	1CSe2Zr2-1	SEBR	z2w,1=1	-	-
1.3.245	CTe ₂ Zr ₂	72	0.00	0.0668	C2DB	1CTe2Zr2-1	SEBR	z2w,1=1	-	-
1.3.246	CW ₂	72	0.00	0.3305	C2DB	1CW2-1	SEBR	z2w,1=1	-	-
1.3.214	C ₃ Cl ₂ Nb ₄	72	0.00	0.0203	C2DB	1Cl2C3Nb4-1	SEBR	z2w,1=1	-	-
1.3.215	C ₃ Cl ₂ Ta ₄	72	0.00	0.0167	C2DB	1Cl2C3Ta4-1	SEBR	z2w,1=1	-	-
1.3.194	As ₂ Cr	72	0.00	0.0253	C2DB	1CrAs2-1	SEBR	z2w,1=1	-	-
1.3.216	C ₃ F ₂ Nb ₄	72	0.00	0.0206	C2DB	1F2C3Nb4-1	SEBR	z2w,1=1	-	-
1.3.217	C ₃ F ₂ Ta ₄	72	0.00	0.0572	C2DB	1F2C3Ta4-1	SEBR	z2w,1=1	-	-
1.3.218	C ₃ F ₂ V ₄	72	0.00	0.0099	C2DB	1F2C3V4-1	SEBR	z2w,1=1	-	-
1.3.275	Ga ₂ Mg ₂ Te ₅	72	0.0306	0.0306	C2DB	1Ga2Mg2Te5-1	SEBR	z2w,1=1	-	-
1.3.220	C ₃ H ₂ Nb ₄	72	0.00	0.0160	C2DB	1H2C3Nb4-1	SEBR	z2w,1=1	-	-
1.3.225	C ₃ H ₂ Ta ₄	72	0.00	0.0484	C2DB	1H2C3Ta4-1	SEBR	z2w,1=1	-	-
1.3.226	C ₃ H ₂ V ₄	72	0.00	0.0076	C2DB	1H2C3V4-1	SEBR	z2w,1=1	-	-
1.3.219	C ₃ H ₂ Nb ₄ O ₂	72	0.00	0.0039	C2DB	1H2O2C3Nb4-1	SEBR	z2w,1=1	-	-
1.3.221	C ₃ H ₂ O ₂ Sc ₄	72	0.00	0.0161	C2DB	1H2O2C3Sc4-1	SEBR	z2w,1=1	-	-
1.3.222	C ₃ H ₂ O ₂ Ta ₄	72	0.00	0.0240	C2DB	1H2O2C3Ta4-1	SEBR	z2w,1=1	-	-
1.3.223	C ₃ H ₂ O ₂ V ₄	72	0.00	0.0013	C2DB	1H2O2C3V4-1	SEBR	z2w,1=1	-	-
1.3.224	C ₃ H ₂ O ₂ Y ₄	72	0.00	0.0042	C2DB	1H2O2C3Y4-1	SEBR	z2w,1=1	-	-
1.3.201	Bi ₂ Hf	72	0.00	0.0966	C2DB	1HfBi2-1	SEBR	z2w,1=1	-	-
1.3.287	HfSb ₂	72	0.00	0.1119	C2DB	1HfSb2-1	SEBR	z2w,1=1	-	-
1.3.294	In ₂ Te ₃	72	0.00	0.0608	C2DB	1In2Te3-1	SEBR	z2w,1=1	-	-
1.3.276	Ga ₂ MgTe ₄	72	0.0766	0.0936	C2DB	1MgGa2Te4-1	SEBR	z2w,1=1	-	-
1.3.195	As ₂ Mo	72	0.00	0.0550	C2DB	1MoAs2-1	SEBR	z2w,1=1	-	-
1.3.203	Bi ₂ Mo	72	0.00	0.0805	C2DB	1MoBi2-1	SEBR	z2w,1=1	-	-
1.3.300	MoSb ₂	72	0.00	0.0715	C2DB	1MoSb2-1	SEBR	z2w,1=1	-	-
1.3.227	C ₃ Nb ₄ O ₂	72	0.00	0.0111	C2DB	1O2C3Nb4-1	SEBR	z2w,1=1	-	-
1.3.228	C ₃ O ₂ Ta ₄	72	0.00	0.0307	C2DB	1O2C3Ta4-1	SEBR	z2w,1=1	-	-
1.3.229	C ₃ O ₂ V ₄	72	0.00	0.0116	C2DB	1O2C3V4-1	SEBR	z2w,1=1	-	-
1.3.321	STa ₂ Te ₂	72	0.1464	0.1464	C2DB	1STa2Te2-1	SEBR	z2w,1=1	-	-

TABLE S12: Stable (C2DB) topological insulators

2D-TQC	Formula	LG	Gap	Direct Gap	Source	Source ID	Topology (SOC)	Topo. indices	Parent COD	Parent ICSD
1.3.196	As ₂ Ti	72	0.00	0.0078	C2DB	1TiAs2-1	SEBR	z2w,1=1	-	-
1.3.205	Bi ₂ Ti	72	0.00	0.0340	C2DB	1TiBi2-1	SEBR	z2w,1=1	-	-
1.3.322	Sb ₂ Ti	72	0.00	0.0009	C2DB	1TiSb2-1	SEBR	z2w,1=1	-	-
1.3.197	As ₂ W	72	0.00	0.1396	C2DB	1WAs2-1	SEBR	z2w,1=1	-	-
1.3.206	Bi ₂ W	72	0.00	0.1712	C2DB	1WBi2-1	SEBR	z2w,1=1	-	-
1.3.323	Sb ₂ W	72	0.00	0.1568	C2DB	1WSb2-1	SEBR	z2w,1=1	-	-
1.3.207	Bi ₂ Zr	72	0.00	0.0015	C2DB	1ZrBi2-1	SEBR	z2w,1=1	-	-
1.3.324	Sb ₂ Zr	72	0.00	0.0332	C2DB	1ZrSb2-1	SEBR	z2w,1=1	-	-
1.3.190	Ag ₂ Se ₂	72	0.00	0.0202	C2DB	2AgSe-4	SEBR	z2w,1=1	-	-
1.3.189	Ag ₂ S ₂	72	0.00	0.0118	C2DB	2AgS-3	SEBR	z2w,1=1	-	-
1.3.191	Ag ₂ Te ₂	72	0.00	0.3049	C2DB	2AgTe-4	SEBR	z2w,1=1	-	-
1.3.192	Al ₂ Sn ₂ Te ₂	72	0.0860	0.0865	C2DB	2AlSnTe-1	SEBR	z2w,1=1	-	-
1.3.193	As ₂ Cl ₂	72	0.1900	0.1900	C2DB	2AsCl-1	SEBR	z2w,1=1	-	-
1.3.198	Au ₂ Te ₂	72	0.00	0.3350	C2DB	2AuTe-4	SEBR	z2w,1=1	-	-
1.3.199	Bi ₂ Br ₂	72	0.8760	1.2747	C2DB	2BiBr-2	SEBR	z2w,1=1	-	-
1.3.200	Bi ₂ Cl ₂	72	0.9076	1.2792	C2DB	2BiCl-2	SEBR	z2w,1=1	-	-
1.3.202	Bi ₂ I ₂	72	0.8608	1.0940	C2DB	2BiI-1	SEBR	z2w,1=1	-	-
1.3.204	Bi ₂ S ₂	72	0.00	0.4585	C2DB	2BiS-4	SEBR	z2w,1=1	-	-
1.3.208	Br ₂ Cd ₂	72	0.00	0.0861	C2DB	2BrCd-2	SEBR	z2w,1=1	-	-
1.3.209	Br ₂ Ge ₂	72	0.1635	0.2362	C2DB	2BrGe-1	SEBR	z2w,1=1	-	-
1.3.279	H ₂ Br ₂ Sc ₂	72	0.00	0.0033	C2DB	2BrHSc-1	SEBR	z2w,1=1	-	-
1.3.211	Br ₂ Pd ₂	72	0.00	0.0347	C2DB	2BrPd-1	SEBR	z2w,1=1	-	-
1.3.210	Br ₂ P ₂	72	0.00	0.0342	C2DB	2BrP-1	SEBR	z2w,1=1	-	-
1.3.212	Br ₂ Sb ₂	72	0.3946	0.3946	C2DB	2BrSb-2	SEBR	z2w,1=1	-	-
1.3.213	Br ₂ Zr ₂	72	0.00	0.0451	C2DB	2BrZr-1	SEBR	z2w,1=1	4343762	-
1.3.247	Cd ₂ Cl ₂	72	0.00	0.0483	C2DB	2CdCl-2	SEBR	z2w,1=1	-	-
1.3.248	Cd ₂ F ₂	72	0.00	0.0620	C2DB	2CdF-1	SEBR	z2w,1=1	-	-
1.3.249	Cd ₂ Pt ₄ Se ₆	72	0.0377	0.1385	C2DB	2CdPt2Se3-1	SEBR	z2w,1=1	-	-
1.3.250	Cd ₂ Pt ₄ Te ₆	72	0.0548	0.1578	C2DB	2CdPt2Te3-1	SEBR	z2w,1=1	-	-
1.3.251	Cl ₂ Ge ₂	72	0.1003	0.1489	C2DB	2ClGe-1	SEBR	z2w,1=1	-	-
1.3.280	H ₂ Cl ₂ Sc ₂	72	0.00	0.0108	C2DB	2ClHSc-1	SEBR	z2w,1=1	-	40981
1.3.252	Cl ₂ Mo ₂	72	0.00	0.0604	C2DB	2ClMo-1	SEBR	z2w,1=1	-	-
1.3.253	Cl ₂ Ru ₂	72	0.00	0.0361	C2DB	2ClRu-1	SEBR	z2w,1=1	-	-
1.3.254	Cl ₂ Sb ₂	72	0.3874	0.3874	C2DB	2ClSb-1	SEBR	z2w,1=1	-	-
1.3.255	Cl ₂ Ta ₂	72	0.00	0.1955	C2DB	2ClTa-1	SEBR	z2w,1=1	-	-
1.3.256	Cl ₂ W ₂	72	0.00	0.2977	C2DB	2ClW-1	SEBR	z2w,1=1	-	-
1.3.257	Cl ₂ Zr ₂	72	0.00	0.0643	C2DB	2ClZr-1	SEBR	z2w,1=1	-	868
1.3.259	Co ₂ Se ₂	72	0.00	0.0202	C2DB	2CoSe-2	SEBR	z2w,1=1	-	-
1.3.258	Co ₂ S ₂	72	0.00	0.0080	C2DB	2CoS-2	SEBR	z2w,1=1	-	-
1.3.260	Co ₂ Te ₂	72	0.00	0.0347	C2DB	2CoTe-2	SEBR	z2w,1=1	-	-
1.3.281	H ₂ Cu ₂	72	0.00	0.1069	C2DB	2CuH-1	SEBR	z2w,1=1	-	-
1.3.261	Cu ₂ O ₂	72	0.00	0.0380	C2DB	2CuO-2	SEBR	z2w,1=1	-	-
1.3.263	Cu ₂ Se ₂	72	0.00	0.2233	C2DB	2CuSe-1	SEBR	z2w,1=1	-	-
1.3.262	Cu ₂ S ₂	72	0.00	0.0036	C2DB	2CuS-1	SEBR	z2w,1=1	-	-
1.3.264	Cu ₂ Te ₂	72	0.00	0.3154	C2DB	2CuTe-2	SEBR	z2w,1=1	-	-
1.3.265	F ₂ Ge ₂	72	0.0986	0.1418	C2DB	2FGe-1	SEBR	z2w,1=1	-	-
1.3.266	F ₂ Hg ₂	72	0.00	0.1502	C2DB	2FHg-1	SEBR	z2w,1=1	-	-
1.3.267	F ₂ Mo ₂	72	0.00	0.1347	C2DB	2FMo-1	SEBR	z2w,1=1	-	-
1.3.268	F ₂ Nb ₂	72	0.00	0.0777	C2DB	2FNb-1	SEBR	z2w,1=1	-	-
1.3.269	F ₂ Os ₂	72	0.00	0.2298	C2DB	2FOS-1	SEBR	z2w,1=1	-	-
1.3.270	F ₂ Ru ₂	72	0.00	0.0958	C2DB	2FRu-2	SEBR	z2w,1=1	-	-
1.3.271	F ₂ Sn ₂	72	0.2833	0.3602	C2DB	2FSn-1	SEBR	z2w,1=1	-	-
1.3.272	F ₂ V ₂	72	0.0301	0.0331	C2DB	2FV-1	SEBR	z2w,1=1	-	-
1.3.273	F ₂ W ₂	72	0.00	0.4585	C2DB	2FW-1	SEBR	z2w,1=1	-	-
1.3.274	Ga ₂ Ge ₂ S ₂	72	0.0395	0.0396	C2DB	2GaGeS-1	SEBR	z2w,1=1	-	-
1.3.277	Ga ₂ Sn ₂ Te ₂	72	0.0623	0.0702	C2DB	2GaSnTe-1	SEBR	z2w,1=1	-	-
1.3.278	Ge ₂ In ₂ Te ₂	72	0.00	0.0392	C2DB	2GeInTe-1	SEBR	z2w,1=1	-	-
1.3.282	H ₂ I ₂ Sc ₂	72	0.00	0.0334	C2DB	2HISc-1	SEBR	z2w,1=1	-	-

TABLE S12: Stable (C2DB) topological insulators

2D-TQC	Formula	LG	Gap	Direct Gap	Source	Source ID	Topology (SOC)	Topo. indices	Parent COD	Parent ICSD
1.3.283	H ₂ Ni ₂	72	0.00	0.0584	C2DB	2HNI-1	SEBR	z2w,1=1	-	-
1.3.284	H ₂ Pd ₂	72	0.00	0.1173	C2DB	2HPd-1	SEBR	z2w,1=1	-	-
1.3.285	H ₂ Pt ₂	72	0.00	0.1630	C2DB	2HPT-1	SEBR	z2w,1=1	-	-
1.3.286	Hf ₂ S ₂	72	0.0413	0.0464	C2DB	2HfS-1	SEBR	z2w,1=1	-	-
1.3.288	Hg ₂ O ₂	72	0.1457	0.1457	C2DB	2HgO-1	SEBR	z2w,1=1	-	-
1.3.289	Hg ₂ Pt ₄ Se ₆	72	0.1396	0.1496	C2DB	2HgPt2Se3-1	SEBR	z2w,1=1	-	185808
1.3.290	Hg ₂ Pt ₄ Te ₆	72	0.0982	0.1360	C2DB	2HgPt2Te3-1	SEBR	z2w,1=1	-	-
1.3.291	I ₂ Pd ₂	72	0.00	0.2201	C2DB	2IPd-1	SEBR	z2w,1=1	-	-
1.3.292	I ₂ Ru ₂	72	0.00	0.1062	C2DB	2IRu-1	SEBR	z2w,1=1	-	-
1.3.293	In ₂ Se ₂ Sn ₂	72	0.0690	0.0860	C2DB	2InSeSn-1	SEBR	z2w,1=1	-	-
1.3.295	Ir ₂ S ₂	72	0.00	0.0201	C2DB	2IrS-2	SEBR	z2w,1=1	-	-
1.3.296	Mn ₂ Se ₂	72	0.00	0.0083	C2DB	2MnSe-3	SEBR	z2w,1=1	-	-
1.3.297	Mn ₂ Te ₂	72	0.00	0.0163	C2DB	2MnTe-3	SEBR	z2w,1=1	-	-
1.3.299	Mo ₂ Se ₂	72	0.00	0.0254	C2DB	2MoSe-1	SEBR	z2w,1=1	-	-
1.3.298	Mo ₂ S ₂	72	0.00	0.0289	C2DB	2MoS-1	SEBR	z2w,1=1	-	-
1.3.302	Nb ₂ Se ₂	72	0.00	0.0530	C2DB	2NbSe-2	SEBR	z2w,1=1	-	-
1.3.301	Nb ₂ S ₂	72	0.00	0.0395	C2DB	2NbS-2	SEBR	z2w,1=1	-	-
1.3.303	Nb ₂ Te ₂	72	0.00	0.0643	C2DB	2NbTe-3	SEBR	z2w,1=1	-	-
1.3.304	Ni ₂ S ₂	72	0.00	0.0217	C2DB	2NiS-5	SEBR	z2w,1=1	-	-
1.3.305	Ni ₂ Te ₂	72	0.00	0.0707	C2DB	2NiTe-5	SEBR	z2w,1=1	-	-
1.3.306	Pd ₂ S ₂	72	0.00	0.0110	C2DB	2PdS-4	SEBR	z2w,1=1	-	-
1.3.307	Pd ₂ Te ₂	72	0.00	0.0041	C2DB	2PdTe-2	SEBR	z2w,1=1	-	-
1.3.308	Pt ₂ Te ₂	72	0.00	0.0445	C2DB	2PtTe-1	SEBR	z2w,1=1	8104024	-
1.3.309	Pt ₂ Te ₂	72	0.00	0.1489	C2DB	2PtTe-2	SEBR	z2w,1=1	-	-
1.3.311	Re ₂ Se ₂	72	0.00	0.3030	C2DB	2ReSe-1	SEBR	z2w,1=1	-	-
1.3.310	Re ₂ S ₂	72	0.2428	0.3047	C2DB	2ReS-2	SEBR	z2w,1=1	-	-
1.3.312	Rh ₂ Se ₂	72	0.00	0.0048	C2DB	2RhSe-2	SEBR	z2w,1=1	-	-
1.3.313	Rh ₂ Se ₂	72	0.00	0.0320	C2DB	2RhSe-4	SEBR	z2w,1=1	-	-
1.3.314	Rh ₂ Te ₂	72	0.00	0.0704	C2DB	2RhTe-2	SEBR	z2w,1=1	-	-
1.3.315	Ru ₂ S ₂	72	0.00	0.0098	C2DB	2RuS-3	SEBR	z2w,1=1	-	-
1.3.316	S ₂ Ta ₂	72	0.00	0.1492	C2DB	2STa-1	SEBR	z2w,1=1	-	-
1.3.317	S ₂ Ti ₂	72	0.0170	0.0170	C2DB	2STi-1	SEBR	z2w,1=1	-	-
1.3.318	S ₂ V ₂	72	0.00	0.0145	C2DB	2SV-1	SEBR	z2w,1=1	-	-
1.3.319	S ₂ W ₂	72	0.00	0.1002	C2DB	2SW-1	SEBR	z2w,1=1	-	-
1.3.320	S ₂ Zr ₂	72	0.0263	0.0348	C2DB	2SZr-1	SEBR	z2w,1=1	-	-
1.3.325	Se ₂ Ti ₂	72	0.0196	0.0199	C2DB	2SeTi-1	SEBR	z2w,1=1	-	-
1.3.326	Se ₂ V ₂	72	0.00	0.0232	C2DB	2SeV-2	SEBR	z2w,1=1	-	-
1.3.327	Se ₂ W ₂	72	0.00	0.1206	C2DB	2SeW-1	SEBR	z2w,1=1	-	-
1.3.328	Se ₂ Zr ₂	72	0.0289	0.0295	C2DB	2SeZr-1	SEBR	z2w,1=1	-	-
1.3.329	Ta ₂ Te ₂	72	0.00	0.1914	C2DB	2TaTe-3	SEBR	z2w,1=1	-	-
1.3.330	Te ₂ Ti ₂	72	0.00	0.0081	C2DB	2TeTi-2	SEBR	z2w,1=1	-	-
1.3.331	Te ₂ Ti ₂	72	0.0784	0.0852	C2DB	2TeTi-5	SEBR	z2w,1=1	-	-
1.3.332	Te ₂ V ₂	72	0.00	0.0301	C2DB	2TeV-3	SEBR	z2w,1=1	-	-
1.3.333	Te ₂ Zr ₂	72	0.1077	0.1105	C2DB	2TeZr-5	SEBR	z2w,1=1	-	-
1.3.338	Al ₂ Ni ₂ S ₅	78	0.00	0.0238	C2DB	1Al2Ni2S5-1	NLC	z3m0=2	-	-
1.3.339	Al ₂ Ni ₂ Se ₅	78	0.00	0.0297	C2DB	1Al2Ni2Se5-1	NLC	z3m0=2	-	-
1.3.342	AuI	78	0.0485	0.0849	C2DB	1AuI-1	NLC	z3m0=1	-	-
1.3.343	B ₂ F ₂ O ₂ Zr ₃	78	0.00	0.0325	C2DB	1B2F2O2Zr3-1	NLC	z3m0=1	-	-
1.3.344	B ₂ F ₂ S ₂ Ti ₃	78	0.00	0.0196	C2DB	1B2F2S2Ti3-1	NLC	z3m0=2	-	-
1.3.345	B ₂ F ₂ Se ₂ Zr ₃	78	0.00	0.0170	C2DB	1B2F2Se2Zr3-1	NLC	z3m0=2	-	-
1.3.368	H ₂ B ₂ S ₂ Ti ₃	78	0.00	0.0046	C2DB	1B2H2S2Ti3-1	NLC	z3m0=2	-	-
1.3.369	H ₂ B ₂ Se ₂ Ti ₃	78	0.00	0.0010	C2DB	1B2H2Se2Ti3-1	NLC	z3m0=2	-	-
1.3.370	H ₂ B ₂ Se ₂ Zr ₃	78	0.00	0.0111	C2DB	1B2H2Se2Zr3-1	NLC	z3m0=2	-	-
1.3.348	C ₂ Cl ₂ Hf ₃	78	0.00	0.2066	C2DB	1C2Cl2Hf3-1	NLC	z3m0=1	-	-
1.3.349	C ₂ Cl ₂ Ti ₃	78	0.00	0.0174	C2DB	1C2Cl2Ti3-1	NLC	z3m0=1	-	-
1.3.350	C ₂ Cl ₂ Zr ₃	78	0.00	0.0601	C2DB	1C2Cl2Zr3-1	NLC	z3m0=1	-	-
1.3.351	C ₂ F ₂ Ti ₃	78	0.00	0.0206	C2DB	1C2F2Ti3-1	NLC	z3m0=1	-	-
1.3.352	C ₂ H ₂ Se ₂ Ti ₃	78	0.00	0.0294	C2DB	1C2H2Se2Ti3-2	NLC	z3m0=2	-	-

TABLE S12: Stable (C2DB) topological insulators

2D-TQC	Formula	LG	Gap	Direct Gap	Source	Source ID	Topology (SOC)	Topo. indices	Parent COD	Parent ICSD
1.3.353	C ₂ Mo ₃	78	0.00	0.0068	C2DB	1C2Mo3-1	NLC	z3m0=1	-	-
1.3.354	C ₂ W ₃	78	0.00	0.0383	C2DB	1C2W3-1	NLC	z3m0=1	-	-
1.3.355	Cl ₂ Hf ₃ N ₂	78	0.00	0.0464	C2DB	1Cl2N2Hf3-1	NLC	z3m0=1	-	-
1.3.356	Cl ₂ N ₂ Zr ₃	78	0.00	0.0060	C2DB	1Cl2N2Zr3-1	NLC	z3m0=1	-	-
1.3.357	Co ₂ Ga ₂ Te ₅	78	0.00	0.0216	C2DB	1Co2Ga2Te5-1	NLC	z3m0=1	-	-
1.3.358	Co ₂ In ₂ Se ₅	78	0.00	0.0242	C2DB	1Co2In2Se5-1	NLC	z3m0=1	-	-
1.3.362	F ₂ N ₂ Ti ₃	78	0.00	0.0014	C2DB	1F2N2Ti3-1	NLC	z3m0=1	-	-
1.3.363	F ₂ N ₂ Zr ₃	78	0.00	0.0053	C2DB	1F2N2Zr3-1	NLC	z3m0=1	-	-
1.3.364	Ga ₂ Ni ₂ S ₅	78	0.00	0.0203	C2DB	1Ga2Ni2S5-2	NLC	z3m0=2	-	-
1.3.365	Ga ₂ Ni ₂ Se ₅	78	0.00	0.0054	C2DB	1Ga2Ni2Se5-1	NLC	z3m0=1	-	-
1.3.366	Ga ₂ Ni ₂ Te ₅	78	0.00	0.0064	C2DB	1Ga2Ni2Te5-1	NLC	z3m0=1	-	-
1.3.367	GeNi ₃ Te ₂	78	0.00	0.2023	C2DB	1GeTe2Ni3-1	NLC	z3m0=1	-	-
1.3.371	H ₂ Hf ₃ N ₂	78	0.00	0.0007	C2DB	1H2N2Hf3-1	NLC	z3m0=2	-	-
1.3.374	H ₂ N ₂ O ₂ Ti ₃	78	0.00	0.0036	C2DB	1H2N2O2Ti3-1	NLC	z3m0=1	-	-
1.3.375	H ₂ N ₂ O ₂ W ₃	78	0.00	0.0005	C2DB	1H2N2O2W3-1	NLC	z3m0=1	-	-
1.3.376	H ₂ N ₂ S ₂ Zr ₃	78	0.00	0.0062	C2DB	1H2N2S2Zr3-1	NLC	z3m0=2	-	-
1.3.377	H ₂ N ₂ Ti ₃	78	0.00	0.0048	C2DB	1H2N2Ti3-1	NLC	z3m0=2	-	-
1.3.372	H ₂ Hf	78	0.00	0.0285	C2DB	1HfH2-1	NLC	z3m0=2	-	-
1.3.387	HfLi ₂	78	0.00	0.0641	C2DB	1HfLi2-1	NLC	z3m0=2	-	-
1.3.388	HfSb ₂	78	0.00	0.0261	C2DB	1HfSb2-2	NLC	z3m0=1	-	-
1.3.389	In ₂ Ni ₂ Se ₅	78	0.00	0.0075	C2DB	1In2Ni2Se5-1	NLC	z3m0=1	-	-
1.3.390	In ₂ Ni ₂ Te ₅	78	0.00	0.0335	C2DB	1In2Ni2Te5-1	NLC	z3m0=2	-	-
1.3.373	H ₂ Mo	78	0.00	0.0976	C2DB	1MoH2-1	NLC	z3m0=2	-	-
1.3.386	Hf ₃ N ₂	78	0.00	0.0088	C2DB	1N2Hf3-1	NLC	z3m0=2	-	-
1.3.378	H ₂ Ni	78	0.00	0.0990	C2DB	1NiH2-1	NLC	z3m0=1	-	-
1.3.391	Li ₂ Ni	78	0.00	0.0277	C2DB	1NiLi2-1	NLC	z3m0=1	-	-
1.3.404	NiS ₂	78	0.00	0.0868	C2DB	1NiS2-2	NLC	z3m0=1	-	169572
1.3.379	H ₂ Os	78	0.00	0.0464	C2DB	1OsH2-1	NLC	z3m0=1	-	-
1.3.392	Li ₂ Os	78	0.00	0.0960	C2DB	1OsLi2-1	NLC	z3m0=1	-	-
1.3.393	Li ₂ Pb	78	0.00	0.0850	C2DB	1PbLi2-1	NLC	z3m0=2	-	-
1.3.380	H ₂ Pd	78	0.00	0.2014	C2DB	1PdH2-1	NLC	z3m0=1	-	-
1.3.398	Na ₂ Pd	78	0.00	0.1852	C2DB	1PdNa2-1	NLC	z3m0=1	-	-
1.3.406	PdSe ₂	78	0.2296	0.2997	C2DB	1PdSe2-2	NLC	z3m0=1	-	-
1.3.407	PdTe ₂	78	0.00	0.0757	C2DB	1PdTe2-2	NLC	z3m0=2	-	-
1.3.381	H ₂ Pt	78	0.00	0.5497	C2DB	1PtH2-1	NLC	z3m0=1	-	-
1.3.394	Li ₂ Pt	78	0.00	0.0316	C2DB	1PtLi2-1	NLC	z3m0=2	-	-
1.3.408	PtSe ₂	78	0.00	0.0091	C2DB	1PtSe2-2	NLC	z3m0=1	-	-
1.3.409	PtTe ₂	78	0.00	0.0930	C2DB	1PtTe2-2	NLC	z3m0=2	-	-
1.3.382	H ₂ Ru	78	0.00	0.0099	C2DB	1RuH2-1	NLC	z3m0=1	-	-
1.3.401	Ni ₃ Se ₂ Si	78	0.00	0.0147	C2DB	1SiSe2Ni3-1	NLC	z3m0=1	-	-
1.3.402	Ni ₃ SiTe ₂	78	0.00	0.1132	C2DB	1SiTe2Ni3-1	NLC	z3m0=1	-	-
1.3.403	Ni ₃ SnTe ₂	78	0.00	0.0721	C2DB	1SnTe2Ni3-1	NLC	z3m0=1	-	-
1.3.346	Bi ₂ Ti	78	0.00	0.0027	C2DB	1TiBi2-2	NLC	z3m0=1	-	-
1.3.383	H ₂ Ti	78	0.00	0.0053	C2DB	1TiH2-1	NLC	z3m0=1	-	-
1.3.410	Sb ₂ Ti	78	0.00	0.0085	C2DB	1TiSb2-2	NLC	z3m0=1	-	-
1.3.340	As ₂ W	78	0.00	0.0894	C2DB	1WAs2-2	NLC	z3m0=2	-	-
1.3.384	H ₂ W	78	0.00	0.3340	C2DB	1WH2-1	NLC	z3m0=2	-	-
1.3.411	Sb ₂ W	78	0.00	0.0892	C2DB	1WSb2-2	NLC	z3m0=2	-	-
1.3.347	Bi ₂ Zr	78	0.00	0.0092	C2DB	1ZrBi2-2	NLC	z3m0=1	-	-
1.3.385	H ₂ Zr	78	0.00	0.0093	C2DB	1ZrH2-1	NLC	z3m0=1	-	-
1.3.395	Li ₂ Zr	78	0.00	0.0166	C2DB	1ZrLi2-1	NLC	z3m0=2	-	-
1.3.412	Sb ₂ Zr	78	0.00	0.0047	C2DB	1ZrSb2-2	NLC	z3m0=1	-	-
1.3.336	Ag ₂ Se ₂	78	0.0140	0.0302	C2DB	2AgSe-3	NLC	z3m0=1	-	-
1.3.335	Ag ₂ S ₂	78	0.0385	0.0520	C2DB	2AgS-2	NLC	z3m0=2	-	-
1.3.337	Ag ₂ Te ₂	78	0.00	0.0980	C2DB	2AgTe-2	NLC	z3m0=2	-	-
1.3.341	Au ₂ Te ₂	78	0.0150	0.0233	C2DB	2AuTe-3	NLC	z3m0=1	-	-
1.3.359	Cu ₂ O ₂	78	0.00	0.0024	C2DB	2CuO-3	NLC	z3m0=2	-	-
1.3.360	Cu ₂ Se ₂	78	0.00	0.0232	C2DB	2CuSe-5	NLC	z3m0=1	-	-

TABLE S12: Stable (C2DB) topological insulators

2D-TQC	Formula	LG	Gap	Direct Gap	Source	Source ID	Topology (SOC)	Topo. indices	Parent COD	Parent ICSD
1.3.361	Cu ₂ Te ₂	78	0.00	0.0357	C2DB	2CuTe-5	NLC	z3m0=1	-	-
1.3.396	Mn ₂ O ₂	78	0.00	0.0055	C2DB	2MnO-2	NLC	z3m0=2	-	-
1.3.397	Mn ₂ S ₂	78	0.00	0.0008	C2DB	2MnS-5	NLC	z3m0=2	-	-
1.3.400	Ni ₂ Se ₂	78	0.00	0.0062	C2DB	2NiSe-4	NLC	z3m0=1	-	-
1.3.399	Ni ₂ S ₂	78	0.00	0.0074	C2DB	2NiS-4	NLC	z3m0=1	-	-
1.3.405	O ₂ Os ₂	78	0.00	0.1415	C2DB	2OOs-2	NLC	z3m0=2	-	-
1.3.413	Br ₆ Nb ₂	79	0.00	0.0325	C2DB	2NbBr3-3	SEBR	z3m0=1	-	-
1.3.414	Cl ₆ Nb ₂	79	0.00	0.0761	C2DB	2NbCl3-2	SEBR	z3m0=1	-	-
1.3.416	I ₆ Nb ₂	79	0.00	0.0034	C2DB	2NbI3-2	SEBR	z3m0=1	-	-
1.3.415	Cl ₆ Ta ₂	79	0.00	0.2675	C2DB	2TaCl3-2	SEBR	z3m0=1	-	-
1.3.417	I ₆ Ta ₂	79	0.00	0.1380	C2DB	2TaI3-2	SEBR	z3m0=1	-	-
1.3.418	I ₆ W ₂	79	0.2058	0.2373	C2DB	2WI3-3	SEBR	z3m0=1	-	-
1.3.420	Ag ₂ Te	80	0.1371	0.1864	C2DB	1TeAg2-1	SEBR	z6m0=1	-	-
1.3.422	I ₂ S ₂ Ti	80	0.00	0.0323	C2DB	1Ti2S2-1	SEBR	z6m0=4	-	-
1.3.419	Ag ₂ Br ₆	80	0.00	0.0016	C2DB	2AgBr3-6	SEBR	z6m0=3	-	-
1.3.421	Cu ₂ Sr ₂	80	0.00	0.0092	C2DB	2CuSr-1	SEBR	z6m0=1	-	629306

E. Not-stable (C2DB)

TABLE S13: Not-stable (C2DB) topological insulators

2D-TQC	Formula	LG	Gap	Direct Gap	Source	Source ID	Topology (SOC)	Topo. indices	Parent COD	Parent ICSD
1.4.1	Co ₂ I ₂	2	0.00	0.0339	C2DB	2CoI-1	NLC	z2w,1=1	-	-
1.4.3	Pb ₂ Te ₂	14	0.00	0.0963	C2DB	2PbTe-5	NLC	z2w,1=1	-	-
1.4.4	Pd ₂ S ₂	14	0.00	0.0495	C2DB	2PdS-2	NLC	z2w,1=1	-	-
1.4.5	Cr ₂ S ₄	15	0.00	0.0248	C2DB	45828f7c9596	NLC	z2w,1=1	-	-
1.4.6	Cr ₂ Se ₄	15	0.00	0.0473	C2DB	27ef6952ebef	NLC	z2w,1=1	-	-
1.4.7	H ₄ Ag ₄ Cl ₄ O ₄	17	0.0113	0.0123	C2DB	cad14df4cade	NLC	z2w,1=1	-	-
1.4.8	H ₄ Ag ₄ Cl ₄ S ₄	17	0.00	0.0556	C2DB	c9f1a57daabd	NLC	z2w,1=1	-	-
1.4.9	H ₄ Ag ₄ F ₄ O ₄	17	0.00	0.0921	C2DB	1c8b44bbe4da	NLC	z2w,1=1	-	-
1.4.10	H ₄ Cl ₄ Cu ₄ S ₄	17	0.00	0.0137	C2DB	3e15f4daf0e8	NLC	z2w,1=1	-	-
1.4.11	H ₄ Cl ₄ Cu ₄ S ₄	17	0.00	0.0510	C2DB	74239aa5b7c3	NLC	z2w,1=1	-	-
1.4.16	H ₁₂ As ₂ Sr	18	0.00	0.0021	C2DB	1SrAs2H12-1	SEBR	z2w,1=1	-	-
1.4.13	F ₂ Sb ₂	18	0.3271	0.3271	C2DB	2FSb-1	SEBR	z2w,1=1	-	-
1.4.15	Ge ₂	18	0.00	0.0543	C2DB	2Ge-2	SEBR	z2w,1=1	-	-
1.4.17	I ₂ Nb ₂	18	0.00	0.0339	C2DB	2INb-1	SEBR	z2w,1=1	-	-
1.4.12	Br ₂ Fe ₂	18	0.00	0.0110	C2DB	0f275dc19cb8	SEBR	z2w,1=1	-	-
1.4.14	F ₂ Ta ₂	18	0.0002	0.0002	C2DB	3472bad93efb	SEBR	z2w,1=1	-	-
1.4.18	Mo ₂ S ₂	18	0.1014	0.1014	C2DB	3571b1f3401c	SEBR	z2w,1=1	-	-
1.4.19	Nb ₂ S ₂	18	0.00	0.0299	C2DB	e52a7a37bc11	SEBR	z2w,1=1	-	-
1.4.20	Br ₂ CrS	37	0.00	0.0063	C2DB	1CrSBr2-1	NLC	z2w,1=1	-	-
1.4.21	Cl ₂ CrS	37	0.00	0.0106	C2DB	1CrSCl2-1	NLC	z2w,1=1	-	-
1.4.23	CrF ₂ S	37	0.00	0.0234	C2DB	1CrSF2-1	NLC	z2w,1=1	-	-
1.4.24	CrI ₂ S	37	0.00	0.0104	C2DB	1CrSI2-1	NLC	z2w,1=1	-	-
1.4.27	I ₂ MoSe	37	0.00	0.0159	C2DB	1MoSeI2-1	NLC	z2w,1=1	-	-
1.4.25	F ₂ OsS	37	0.00	0.1786	C2DB	1OSSF2-1	NLC	z2w,1=1	-	-
1.4.22	Cl ₂ RuS	37	0.00	0.0311	C2DB	1RuSCl2-1	NLC	z2w,1=1	-	-
1.4.26	F ₂ RuS	37	0.00	0.1121	C2DB	1RuSF2-1	NLC	z2w,1=1	-	-
1.4.28	Os ₂ S ₄	40	0.00	0.0153	C2DB	96e076ed0a6c	NLC	z2w,1=1	-	-
1.4.29	Bi ₄	42	0.1076	0.1111	C2DB	00b35729b99c	SEBR	z2w,1=1	-	-
1.4.30	Al ₂ F ₂ Te ₂	46	0.00	0.1073	C2DB	2AlFTe-2	SEBR	z2w,1=1	-	-
1.4.31	C ₂ Co ₂ I ₂	46	0.00	0.0093	C2DB	2CCoI-1	SEBR	z2w,1=1	-	-
1.4.32	I ₂ N ₂ Si ₂	46	0.00	0.0214	C2DB	2INSi-1	SEBR	z2w,1=1	-	-
1.4.34	H ₄ CaO ₄	47	0.00	0.0382	C2DB	1CaH4O4-1	SEBR	z2w,1=1	2101033	-
1.4.33	B ₂	47	0.00	0.0024	C2DB	53f4ed25e007	SEBR	z2w,1=1	-	-
1.4.37	CCa	61	0.00	0.0057	C2DB	1CCa-1	SEBR	z4m0=2	-	-
1.4.38	CF ₂ Ti	61	0.00	0.0031	C2DB	1CTiF2-1	SEBR	z4m0=3	-	-
1.4.35	Br ₂ CrS	61	0.00	0.0264	C2DB	1CrSBr2-2	SEBR	z4m0=1	-	-
1.4.42	F ₂ Li ₂ Ni	61	0.00	0.0959	C2DB	1NiF2Li2-1	SEBR	z4m0=2	-	-
1.4.36	Br ₂ OPb	61	0.00	0.0069	C2DB	1OPbBr2-1	SEBR	z4m0=2	-	-
1.4.43	F ₂ Na ₂ Pt	61	0.00	0.0941	C2DB	1PtF2Na2-1	SEBR	z4m0=2	-	-
1.4.61	PtSb ₂	61	0.00	0.1022	C2DB	1PtSb2-1	SEBR	z4m0=2	-	-
1.4.41	Co ₂ O ₂	61	0.00	0.0105	C2DB	2CoO-6	SEBR	z4m0=3	-	-
1.4.49	Mn ₂ O ₂	61	0.00	0.0403	C2DB	2MnO-4	SEBR	z4m0=1	-	-
1.4.52	Nb ₂ Se ₂	61	0.00	0.0309	C2DB	2NbSe-3	SEBR	z4m0=3	-	-
1.4.51	Nb ₂ S ₂	61	0.00	0.0227	C2DB	2NbS-4	SEBR	z4m0=3	-	-
1.4.53	Nb ₂ Te ₂	61	0.00	0.0520	C2DB	2NbTe-2	SEBR	z4m0=3	-	-
1.4.58	Pd ₂ S ₂	61	0.00	0.0234	C2DB	2PdS-1	SEBR	z4m0=2	-	-
1.4.60	Pt ₂ S ₂	61	0.00	0.0171	C2DB	2PtS-2	SEBR	z4m0=1	-	-
1.4.64	S ₂ Ta ₂	61	0.00	0.0619	C2DB	2STa-3	SEBR	z4m0=3	-	-
1.4.65	S ₂ V ₂	61	0.00	0.0133	C2DB	2SV-3	SEBR	z4m0=3	-	-
1.4.67	Sc ₂ Se ₂	61	0.00	0.0122	C2DB	2ScSe-5	SEBR	z4m0=1	-	-
1.4.68	Sc ₂ Te ₂	61	0.00	0.0077	C2DB	2ScTe-3	SEBR	z4m0=1	-	-
1.4.71	Se ₂ Ta ₂	61	0.00	0.0766	C2DB	2SeTa-2	SEBR	z4m0=3	-	-
1.4.76	Ta ₂ Te ₂	61	0.00	0.1288	C2DB	2TaTe-2	SEBR	z4m0=3	-	-
1.4.39	CdSe	61	0.00	0.0400	C2DB	442a78096a21	SEBR	z4m0=1	-	-
1.4.40	CdTe	61	0.00	0.1967	C2DB	17eada273112	SEBR	z4m0=1	-	-

TABLE S13: Not-stable (C2DB) topological insulators

2D-TQC	Formula	LG	Gap	Direct Gap	Source	Source ID	Topology (SOC)	Topo. indices	Parent COD	Parent ICSD
1.4.44	FeO	61	0.00	0.0072	C2DB	e04eeb08e236	SEBR	z4m0=2	-	-
1.4.45	FeS	61	0.00	0.0143	C2DB	a9b635244533	SEBR	z4m0=2	-	-
1.4.46	GeS	61	0.00	0.0823	C2DB	28faaa3699d4	SEBR	z4m0=2	-	-
1.4.47	GeSe	61	0.00	0.0881	C2DB	c654097dd170	SEBR	z4m0=2	-	-
1.4.48	GeTe	61	0.00	0.0932	C2DB	8ef318b354de	SEBR	z4m0=2	-	-
1.4.50	Mn ₂ Te ₂	61	0.00	0.0409	C2DB	070ecae01ad4	SEBR	z4m0=1	-	-
1.4.54	NiS	61	0.00	0.0121	C2DB	f96e6dc2b586	SEBR	z4m0=2	-	-
1.4.55	PbS	61	0.1054	0.1054	C2DB	5995ac9fd69f	SEBR	z4m0=2	-	-
1.4.56	PbSe	61	0.2090	0.2090	C2DB	10f26d33197a	SEBR	z4m0=2	-	-
1.4.57	PbTe	61	0.2571	0.2657	C2DB	dd0dba21843d	SEBR	z4m0=2	-	-
1.4.59	PdS	61	0.00	0.1261	C2DB	6445f7f51fa3	SEBR	z4m0=3	-	-
1.4.62	SSi	61	0.00	0.0462	C2DB	69702d06a33e	SEBR	z4m0=2	-	-
1.4.63	SSn	61	0.0308	0.1674	C2DB	b8e2ee0faa87	SEBR	z4m0=2	-	-
1.4.66	SZn	61	0.00	0.0067	C2DB	0815c10009d2	SEBR	z4m0=1	-	-
1.4.69	SeSi	61	0.00	0.0474	C2DB	c14c242b8e4b	SEBR	z4m0=2	-	-
1.4.70	SeSn	61	0.0520	0.1895	C2DB	5236d993e815	SEBR	z4m0=2	-	-
1.4.72	SeZn	61	0.00	0.0785	C2DB	1366501c2674	SEBR	z4m0=1	-	-
1.4.73	Se	61	0.00	0.1824	C2DB	3a2818b475fb	SEBR	z4m0=2	-	-
1.4.74	SiTe	61	0.00	0.0184	C2DB	a214b74d83d7	SEBR	z4m0=2	-	-
1.4.75	SnTe	61	0.00	0.2173	C2DB	f781c3e79c56	SEBR	z4m0=2	-	-
1.4.77	TeZn	61	0.00	0.2154	C2DB	8456b714e245	SEBR	z4m0=1	-	-
1.4.78	Te	61	0.00	0.2571	C2DB	6d314d93f98b	SEBR	z4m0=2	-	-
1.4.79	Fe ₂ Se ₄	63	0.0061	0.0242	C2DB	2FeSe2-2	NLC	z4m0=2	-	-
1.4.80	Fe ₂ Te ₄	63	0.0203	0.0205	C2DB	2FeTe2-2	NLC	z4m0=2	-	-
1.4.81	Os ₂ S ₄	63	0.0466	0.0466	C2DB	2OsS2-2	NLC	z4m0=2	-	-
1.4.82	Os ₂ Se ₄	63	0.0621	0.0651	C2DB	2OsSe2-2	NLC	z4m0=2	-	-
1.4.83	Os ₂ Te ₄	63	0.0512	0.0512	C2DB	2OsTe2-2	NLC	z4m0=2	-	-
1.4.84	As ₂ Si ₂ Ta ₂	64	0.00	0.0036	C2DB	2AsSiTa-1	SEBR	z2w,1=1	-	-
1.4.85	Au ₂ Cl ₂	64	0.0062	0.0062	C2DB	2AuCl-4	SEBR	z2w,1=1	-	-
1.4.86	Au ₂ F ₂	64	0.0822	0.1216	C2DB	2AuF-3	SEBR	z2w,1=1	-	-
1.4.87	Br ₂ Mn ₂	64	0.00	0.0227	C2DB	2BrMn-2	SEBR	z2w,1=1	-	-
1.4.88	Br ₂ Sb ₂	64	0.00	0.0618	C2DB	2BrSb-3	SEBR	z2w,1=1	-	-
1.4.89	Br ₂ Ta ₂	64	0.00	0.0379	C2DB	2BrTa-2	SEBR	z2w,1=1	-	-
1.4.90	Cl ₂ Mn ₂	64	0.00	0.0287	C2DB	2ClMn-2	SEBR	z2w,1=1	-	-
1.4.91	Cl ₂ Nb ₂	64	0.00	0.0161	C2DB	2ClNb-1	SEBR	z2w,1=1	-	-
1.4.92	Cl ₂ Sb ₂	64	0.00	0.1278	C2DB	2ClSb-2	SEBR	z2w,1=1	-	-
1.4.93	Cl ₂ Ta ₂	64	0.00	0.0879	C2DB	2ClTa-2	SEBR	z2w,1=1	-	-
1.4.94	Cu ₂ F ₂	64	0.0274	0.0397	C2DB	2CuF-2	SEBR	z2w,1=1	-	-
1.4.95	F ₂ Nb ₂	64	0.00	0.0118	C2DB	2FNb-2	SEBR	z2w,1=1	-	-
1.4.96	F ₂ Sc ₂	64	0.00	0.0229	C2DB	2FSc-3	SEBR	z2w,1=1	-	-
1.4.97	F ₂ Ta ₂	64	0.00	0.0798	C2DB	2FTa-2	SEBR	z2w,1=1	-	-
1.4.98	F ₂ V ₂	64	0.00	0.0231	C2DB	2FV-2	SEBR	z2w,1=1	-	-
1.4.99	F ₂ Y ₂	64	0.00	0.0231	C2DB	2FY-2	SEBR	z2w,1=1	-	-
1.4.100	Fe ₂ Na ₂ Sb ₂	64	0.00	0.0052	C2DB	2FeNaSb-1	SEBR	z2w,1=1	-	-
1.4.101	Hf ₂ O ₂	64	0.00	0.0802	C2DB	2HfO-4	SEBR	z2w,1=1	-	-
1.4.103	Hf ₂ Se ₂	64	0.00	0.1286	C2DB	2HfSe-4	SEBR	z2w,1=1	-	-
1.4.102	Hf ₂ S ₂	64	0.00	0.1467	C2DB	2HfS-4	SEBR	z2w,1=1	-	-
1.4.104	I ₂ Ir ₂	64	0.00	0.1016	C2DB	2IIr-2	SEBR	z2w,1=1	-	-
1.4.105	I ₂ Re ₂	64	0.00	0.0586	C2DB	2IRe-2	SEBR	z2w,1=1	-	-
1.4.106	I ₂ Sb ₂	64	0.00	0.0814	C2DB	2ISb-2	SEBR	z2w,1=1	-	-
1.4.107	Mg ₂ Ni ₂ Si ₂	64	0.00	0.0221	C2DB	2MgNiSi-1	SEBR	z2w,1=1	-	-
1.4.108	Mo ₂ O ₂	64	0.00	0.0298	C2DB	2MoO-3	SEBR	z2w,1=1	-	-
1.4.109	Ni ₂ O ₂	64	0.00	0.0313	C2DB	2NiO-5	SEBR	z2w,1=1	-	-
1.4.110	O ₂ Os ₂	64	0.00	0.0030	C2DB	2OOs-4	SEBR	z2w,1=1	-	-
1.4.111	O ₂ Ru ₂	64	0.00	0.0061	C2DB	2ORu-4	SEBR	z2w,1=1	-	-
1.4.112	O ₂ Ti ₂	64	0.00	0.0047	C2DB	2OTi-2	SEBR	z2w,1=1	-	-
1.4.113	O ₂ W ₂	64	0.00	0.0677	C2DB	2OW-3	SEBR	z2w,1=1	-	-
1.4.114	O ₂ Zr ₂	64	0.00	0.0210	C2DB	2OZr-4	SEBR	z2w,1=1	-	-

TABLE S13: Not-stable (C2DB) topological insulators

2D-TQC	Formula	LG	Gap	Direct Gap	Source	Source ID	Topology (SOC)	Topo. indices	Parent COD	Parent ICSD
1.4.116	Pd ₂ Se ₂	64	0.00	0.0361	C2DB	2PdSe-4	SEBR	z2w,1=1	-	-
1.4.115	Pd ₂ S ₂	64	0.00	0.0288	C2DB	2PdS-5	SEBR	z2w,1=1	-	-
1.4.117	Pd ₂ Te ₂	64	0.00	0.0633	C2DB	2PdTe-3	SEBR	z2w,1=1	-	-
1.4.119	Pt ₂ Se ₂	64	0.00	0.0146	C2DB	2PtSe-4	SEBR	z2w,1=1	-	-
1.4.118	Pt ₂ S ₂	64	0.0091	0.0121	C2DB	2PtS-6	SEBR	z2w,1=1	-	-
1.4.120	Pt ₂ Te ₂	64	0.00	0.1022	C2DB	2PtTe-4	SEBR	z2w,1=1	-	-
1.4.121	S ₂ Ti ₂	64	0.00	0.0064	C2DB	2STi-2	SEBR	z2w,1=1	-	-
1.4.122	S ₂ Zr ₂	64	0.00	0.0496	C2DB	2SZr-2	SEBR	z2w,1=1	-	-
1.4.123	Se ₂ Ti ₂	64	0.00	0.0064	C2DB	2SeTi-2	SEBR	z2w,1=1	-	162897
1.4.124	Se ₂ Zr ₂	64	0.00	0.0402	C2DB	2SeZr-3	SEBR	z2w,1=1	-	-
1.4.125	Te ₂ Ti ₂	64	0.00	0.0039	C2DB	2TeTi-3	SEBR	z2w,1=1	-	-
1.4.126	Te ₂ Zr ₂	64	0.00	0.0038	C2DB	2TeZr-3	SEBR	z2w,1=1	-	-
1.4.144	CCa ₂	72	0.00	0.0043	C2DB	1CCa2-1	SEBR	z2w,1=1	-	-
1.4.145	CCr ₂ O ₂	72	0.00	0.0030	C2DB	1CCr2O2-1	SEBR	z2w,1=1	-	-
1.4.146	CF ₂ Ta ₂	72	0.00	0.1815	C2DB	1CF2Ta2-1	SEBR	z2w,1=1	-	-
1.4.147	CH ₂ Mo ₂	72	0.00	0.0030	C2DB	1CH2Mo2-1	SEBR	z2w,1=1	-	-
1.4.148	CH ₂ O ₂ Ta ₂	72	0.00	0.1139	C2DB	1CH2O2Ta2-1	SEBR	z2w,1=1	-	-
1.4.149	CH ₂ S ₂ Ta ₂	72	0.00	0.1265	C2DB	1CH2S2Ta2-1	SEBR	z2w,1=1	-	-
1.4.150	CH ₂ W ₂	72	0.00	0.1376	C2DB	1CH2W2-1	SEBR	z2w,1=1	-	-
1.4.151	CSr ₂	72	0.00	0.0051	C2DB	1CSr2-1	SEBR	z2w,1=1	-	-
1.4.167	CrF ₂ O ₂	72	0.00	0.0036	C2DB	1CrF2O2-1	SEBR	z2w,1=1	-	-
1.4.168	CrP ₂	72	0.00	0.0183	C2DB	1CrP2-1	SEBR	z2w,1=1	-	-
1.4.185	HfP ₂	72	0.00	0.1336	C2DB	1HfP2-1	SEBR	z2w,1=1	-	-
1.4.201	MoP ₂	72	0.00	0.0362	C2DB	1MoP2-1	SEBR	z2w,1=1	-	-
1.4.172	F ₂ NiS ₂	72	0.00	0.0163	C2DB	1NiF2S2-1	SEBR	z2w,1=1	-	-
1.4.210	OsSe ₂	72	0.00	0.1130	C2DB	1OsSe2-1	SEBR	z2w,1=1	-	-
1.4.211	OsTe ₂	72	0.00	0.3256	C2DB	1OsTe2-2	SEBR	z2w,1=1	-	-
1.4.173	F ₂ PdS ₂	72	0.00	0.0468	C2DB	1PdF2S2-1	SEBR	z2w,1=1	-	-
1.4.221	RuTe ₂	72	0.00	0.1534	C2DB	1RuTe2-2	SEBR	z2w,1=1	-	-
1.4.213	P ₂ Ti	72	0.00	0.0097	C2DB	1TiP2-1	SEBR	z2w,1=1	-	-
1.4.214	P ₂ W	72	0.00	0.0803	C2DB	1WP2-1	SEBR	z2w,1=1	-	-
1.4.226	S ₂ W	72	0.00	0.0309	C2DB	1WS2-2	SEBR	z2w,1=1	-	-
1.4.130	As ₂ Zr	72	0.00	0.0159	C2DB	1ZrAs2-2	SEBR	z2w,1=1	-	-
1.4.215	P ₂ Zr	72	0.00	0.0492	C2DB	1ZrP2-1	SEBR	z2w,1=1	-	-
1.4.127	Ag ₂ O ₂	72	0.00	0.0148	C2DB	2AgO-2	SEBR	z2w,1=1	-	-
1.4.129	Ag ₂ Se ₂	72	0.00	0.0309	C2DB	2AgSe-6	SEBR	z2w,1=1	-	-
1.4.128	Ag ₂ S ₂	72	0.00	0.0323	C2DB	2AgS-6	SEBR	z2w,1=1	-	-
1.4.133	Au ₂ Se ₂	72	0.00	0.0163	C2DB	2AuSe-3	SEBR	z2w,1=1	-	-
1.4.134	Au ₂ Se ₂	72	0.00	0.0755	C2DB	2AuSe-4	SEBR	z2w,1=1	-	-
1.4.131	Au ₂ S ₂	72	0.00	0.0372	C2DB	2AuS-2	SEBR	z2w,1=1	-	-
1.4.132	Au ₂ S ₂	72	0.00	0.1173	C2DB	2AuS-4	SEBR	z2w,1=1	-	-
1.4.135	B ₂ Cl ₂	72	0.00	0.0262	C2DB	2BCl-1	SEBR	z2w,1=1	-	-
1.4.136	Br ₂ Hg ₂	72	0.1756	0.1756	C2DB	2BrHg-2	SEBR	z2w,1=1	-	-
1.4.137	Br ₂ Nb ₂	72	0.00	0.0198	C2DB	2BrNb-2	SEBR	z2w,1=1	-	-
1.4.138	Br ₂ Os ₂	72	0.00	0.0332	C2DB	2BrOs-1	SEBR	z2w,1=1	-	-
1.4.139	Br ₂ Ta ₂	72	0.00	0.1960	C2DB	2BrTa-1	SEBR	z2w,1=1	-	-
1.4.140	Br ₂ Ti ₂	72	0.0180	0.0180	C2DB	2BrTi-2	SEBR	z2w,1=1	-	-
1.4.141	Br ₂ V ₂	72	0.00	0.0162	C2DB	2BrV-2	SEBR	z2w,1=1	-	-
1.4.142	Br ₂ Zn ₂	72	0.00	0.0692	C2DB	2BrZn-2	SEBR	z2w,1=1	-	-
1.4.143	Br ₂ Zr ₂	72	0.0438	0.0438	C2DB	2BrZr-4	SEBR	z2w,1=1	-	-
1.4.152	Cd ₂ I ₂	72	0.00	0.1516	C2DB	2CdI-2	SEBR	z2w,1=1	-	-
1.4.153	Cl ₂ Cr ₂	72	0.00	0.0328	C2DB	2ClCr-1	SEBR	z2w,1=1	-	-
1.4.154	Cl ₂ Hg ₂	72	0.1172	0.1172	C2DB	2ClHg-2	SEBR	z2w,1=1	-	-
1.4.155	Cl ₂ Nb ₂	72	0.00	0.0179	C2DB	2ClNb-2	SEBR	z2w,1=1	-	-
1.4.156	Cl ₂ Os ₂	72	0.00	0.2213	C2DB	2ClOs-1	SEBR	z2w,1=1	-	-
1.4.157	Cl ₂ Os ₂	72	0.00	0.0185	C2DB	2ClOs-2	SEBR	z2w,1=1	-	-
1.4.158	Cl ₂ Os ₂	72	0.00	0.0781	C2DB	2ClOs-3	SEBR	z2w,1=1	-	-
1.4.159	Cl ₂ Ti ₂	72	0.0123	0.0123	C2DB	2ClTi-2	SEBR	z2w,1=1	-	-

TABLE S13: Not-stable (C2DB) topological insulators

2D-TQC	Formula	LG	Gap	Direct Gap	Source	Source ID	Topology (SOC)	Topo. indices	Parent COD	Parent ICSD
1.4.160	Cl ₂ V ₂	72	0.00	0.0272	C2DB	2CIV-1	SEBR	z2w,1=1	-	-
1.4.161	Cl ₂ Zn ₂	72	0.00	0.0257	C2DB	2ClZn-1	SEBR	z2w,1=1	-	-
1.4.162	Cl ₂ Zr ₂	72	0.0360	0.0360	C2DB	2ClZr-4	SEBR	z2w,1=1	-	-
1.4.163	Co ₂ S ₂	72	0.00	0.0214	C2DB	2CoS-4	SEBR	z2w,1=1	-	-
1.4.164	Cr ₂ F ₂	72	0.00	0.0523	C2DB	2CrF-1	SEBR	z2w,1=1	-	-
1.4.165	Cr ₂ O ₂	72	0.00	0.0327	C2DB	2CrO-1	SEBR	z2w,1=1	-	-
1.4.166	Cr ₂ Se ₂	72	0.00	0.0246	C2DB	2CrSe-2	SEBR	z2w,1=1	-	-
1.4.169	Cu ₂ S ₂	72	0.00	0.0272	C2DB	2CuS-6	SEBR	z2w,1=1	-	-
1.4.170	F ₂ Mn ₂	72	0.00	0.0208	C2DB	2FMn-1	SEBR	z2w,1=1	-	-
1.4.171	F ₂ N ₂	72	0.0167	0.0167	C2DB	2FN-1	SEBR	z2w,1=1	-	-
1.4.174	F ₂ Re ₂	72	0.00	0.0023	C2DB	2FRe-1	SEBR	z2w,1=1	-	-
1.4.175	F ₂ Zn ₂	72	0.00	0.0297	C2DB	2FZn-1	SEBR	z2w,1=1	-	-
1.4.176	Fe ₂ O ₂	72	0.00	0.0485	C2DB	2FeO-3	SEBR	z2w,1=1	-	-
1.4.177	H ₂ N ₂	72	0.0133	0.0133	C2DB	2HN-1	SEBR	z2w,1=1	-	-
1.4.178	H ₂ Os ₂	72	0.00	0.0745	C2DB	2HOs-1	SEBR	z2w,1=1	-	-
1.4.179	H ₂ Pb ₂	72	0.9564	1.0214	C2DB	2HPb-1	SEBR	z2w,1=1	-	-
1.4.180	H ₂ Ru ₂	72	0.00	0.0264	C2DB	2HRu-1	SEBR	z2w,1=1	-	-
1.4.181	H ₂ Ru ₂	72	0.00	0.0214	C2DB	2HRu-2	SEBR	z2w,1=1	-	-
1.4.182	H ₂ W ₂	72	0.00	0.1965	C2DB	2HW-1	SEBR	z2w,1=1	-	-
1.4.183	Hf ₂ Se ₂	72	0.0542	0.0546	C2DB	2HfSe-3	SEBR	z2w,1=1	-	-
1.4.184	Hf ₂ Te ₂	72	0.00	0.1179	C2DB	2HfTe-5	SEBR	z2w,1=1	-	-
1.4.186	Hg ₂ I ₂	72	0.1099	0.2534	C2DB	2HgI-2	SEBR	z2w,1=1	-	-
1.4.187	I ₂ Ta ₂	72	0.00	0.1904	C2DB	2ITa-1	SEBR	z2w,1=1	-	-
1.4.188	I ₂ Ti ₂	72	0.00	0.0029	C2DB	2ITi-2	SEBR	z2w,1=1	-	-
1.4.189	I ₂ V ₂	72	0.0056	0.0199	C2DB	2IV-2	SEBR	z2w,1=1	-	-
1.4.190	I ₂ Zr ₂	72	0.00	0.0537	C2DB	2IZr-3	SEBR	z2w,1=1	-	-
1.4.191	In ₂ S ₂	72	0.00	0.0182	C2DB	2InS-5	SEBR	z2w,1=1	-	-
1.4.192	Ir ₂ O ₂	72	0.1235	0.1235	C2DB	2IrO-1	SEBR	z2w,1=1	-	-
1.4.195	Ir ₂ Se ₂	72	0.1434	0.1434	C2DB	2IrSe-5	SEBR	z2w,1=1	-	-
1.4.193	Ir ₂ S ₂	72	0.00	0.0884	C2DB	2IrS-5	SEBR	z2w,1=1	-	-
1.4.194	Ir ₂ S ₂	72	0.00	0.0783	C2DB	2IrS-7	SEBR	z2w,1=1	-	-
1.4.196	Ir ₂ Te ₂	72	0.00	0.0257	C2DB	2IrTe-5	SEBR	z2w,1=1	-	-
1.4.198	Mo ₂ Se ₂	72	0.00	0.0931	C2DB	2MoSe-3	SEBR	z2w,1=1	-	-
1.4.197	Mo ₂ S ₂	72	0.00	0.0076	C2DB	2MoS-4	SEBR	z2w,1=1	-	-
1.4.199	Mo ₂ Te ₂	72	0.00	0.2393	C2DB	2MoTe-2	SEBR	z2w,1=1	-	-
1.4.200	Mo ₂ Te ₂	72	0.00	0.0460	C2DB	2MoTe-4	SEBR	z2w,1=1	-	-
1.4.203	Nb ₂ Se ₂	72	0.00	0.0633	C2DB	2NbSe-4	SEBR	z2w,1=1	-	-
1.4.202	Nb ₂ S ₂	72	0.00	0.0127	C2DB	2NbS-5	SEBR	z2w,1=1	-	-
1.4.204	Nb ₂ Te ₂	72	0.00	0.0197	C2DB	2NbTe-5	SEBR	z2w,1=1	-	-
1.4.205	Ni ₂ Se ₂	72	0.00	0.0375	C2DB	2NiSe-5	SEBR	z2w,1=1	-	-
1.4.206	O ₂ Os ₂	72	0.00	0.0194	C2DB	2OOs-1	SEBR	z2w,1=1	-	-
1.4.207	O ₂ V ₂	72	0.0193	0.0193	C2DB	2OV-1	SEBR	z2w,1=1	-	-
1.4.208	O ₂ Zr ₂	72	0.00	0.0490	C2DB	2OZr-2	SEBR	z2w,1=1	-	-
1.4.209	Os ₂ Se ₂	72	0.00	0.0083	C2DB	2OsSe-2	SEBR	z2w,1=1	-	-
1.4.212	P ₂ Te ₂	72	0.00	0.1657	C2DB	2PTe-1	SEBR	z2w,1=1	-	-
1.4.216	Pd ₂ S ₂	72	0.00	0.0808	C2DB	2PdS-7	SEBR	z2w,1=1	-	-
1.4.218	Pt ₂ Se ₂	72	0.00	0.0270	C2DB	2PtSe-4	SEBR	z2w,1=1	-	-
1.4.217	Pt ₂ S ₂	72	0.00	0.0553	C2DB	2PtS-5	SEBR	z2w,1=1	-	-
1.4.219	Pt ₂ Te ₂	72	0.00	0.0236	C2DB	2PtTe-6	SEBR	z2w,1=1	-	-
1.4.220	Re ₂ Te ₂	72	0.00	0.0718	C2DB	2ReTe-1	SEBR	z2w,1=1	-	-
1.4.222	S ₂ Sb ₂	72	0.00	0.1474	C2DB	2SSb-2	SEBR	z2w,1=1	-	-
1.4.223	S ₂ Sc ₂	72	0.0016	0.0016	C2DB	2SSc-5	SEBR	z2w,1=1	-	-
1.4.224	S ₂ Tl ₂	72	0.00	0.0331	C2DB	2STl-6	SEBR	z2w,1=1	-	-
1.4.225	S ₂ W ₂	72	0.00	0.0695	C2DB	2SW-5	SEBR	z2w,1=1	-	-
1.4.227	S ₂ Zr ₂	72	0.00	0.0277	C2DB	2SZr-5	SEBR	z2w,1=1	-	-
1.4.228	Sc ₂ Se ₂	72	0.0025	0.0025	C2DB	2ScSe-4	SEBR	z2w,1=1	-	-
1.4.229	Sc ₂ Te ₂	72	0.0024	0.0024	C2DB	2ScTe-5	SEBR	z2w,1=1	-	-
1.4.230	Se ₂ Ta ₂	72	0.00	0.1670	C2DB	2SeTa-3	SEBR	z2w,1=1	-	-

TABLE S13: Not-stable (C2DB) topological insulators

2D-TQC	Formula	LG	Gap	Direct Gap	Source	Source ID	Topology (SOC)	Topo. indices	Parent COD	Parent ICSD
1.4.231	Se ₂ Ta ₂	72	0.00	0.2239	C2DB	2SeTa-4	SEBR	z2w,1=1	-	-
1.4.232	Se ₂ Ti ₂	72	0.00	0.0093	C2DB	2SeTi-5	SEBR	z2w,1=1	-	-
1.4.233	Se ₂ W ₂	72	0.00	0.1081	C2DB	2SeW-3	SEBR	z2w,1=1	-	-
1.4.234	Se ₂ Zr ₂	72	0.00	0.0163	C2DB	2SeZr-5	SEBR	z2w,1=1	-	-
1.4.235	Se ₂	72	0.00	0.0802	C2DB	2Se-2	SEBR	z2w,1=1	-	-
1.4.236	Te ₂ W ₂	72	0.00	0.0917	C2DB	2TeW-2	SEBR	z2w,1=1	-	-
1.4.237	Te ₂ W ₂	72	0.00	0.2854	C2DB	2TeW-3	SEBR	z2w,1=1	-	-
1.4.238	Te ₂ Zr ₂	72	0.0277	0.0280	C2DB	2TeZr-2	SEBR	z2w,1=1	-	-
1.4.242	AsIn	78	0.00	0.0347	C2DB	1AsIn-2	NLC	z3m0=2	-	-
1.4.246	AuBr	78	0.2379	0.3117	C2DB	1AuBr-1	NLC	z3m0=1	-	-
1.4.247	AuCl	78	0.2926	0.3485	C2DB	1AuCl-1	NLC	z3m0=1	-	-
1.4.248	B ₂ Hf ₃	78	0.00	0.0055	C2DB	1B2Hf3-1	NLC	z3m0=2	-	-
1.4.251	C ₂ H ₂ Fe ₃	78	0.00	0.0020	C2DB	1C2H2Fe3-1	NLC	z3m0=1	-	-
1.4.254	CrF ₂	78	0.00	0.0029	C2DB	1CrF2-1	NLC	z3m0=1	-	-
1.4.255	CrP ₂	78	0.00	0.0111	C2DB	1CrP2-2	NLC	z3m0=2	-	-
1.4.260	FeNa ₂	78	0.00	0.0033	C2DB	1FeNa2-1	NLC	z3m0=2	-	-
1.4.261	GeSe ₂	78	0.00	0.0023	C2DB	1GeSe2-3	NLC	z3m0=2	-	-
1.4.262	GeTe ₂	78	0.00	0.0375	C2DB	1GeTe2-3	NLC	z3m0=1	-	-
1.4.264	HfNa ₂	78	0.00	0.0765	C2DB	1HfNa2-1	NLC	z3m0=2	-	-
1.4.265	HgO	78	0.2979	0.3498	C2DB	1HgO-1	NLC	z3m0=1	-	-
1.4.266	HgS ₂	78	0.00	0.0176	C2DB	1HgS2-1	NLC	z3m0=2	-	-
1.4.267	HgSe ₂	78	0.0186	0.0432	C2DB	1HgSe2-2	NLC	z3m0=2	-	-
1.4.268	HgTe ₂	78	0.00	0.0283	C2DB	1HgTe2-3	NLC	z3m0=1	-	-
1.4.252	C ₃ Mo ₂	78	0.00	0.0478	C2DB	1Mo2C3-1	NLC	z3m0=1	-	-
1.4.239	As ₂ Mo	78	0.00	0.0447	C2DB	1MoAs2-2	NLC	z3m0=2	-	-
1.4.273	Li ₂ Mo	78	0.00	0.0753	C2DB	1MoLi2-1	NLC	z3m0=1	-	-
1.4.280	MoP ₂	78	0.00	0.0313	C2DB	1MoP2-2	NLC	z3m0=2	-	-
1.4.281	MoSb ₂	78	0.00	0.0744	C2DB	1MoSb2-2	NLC	z3m0=2	-	-
1.4.282	Na ₂ Ni	78	0.00	0.0827	C2DB	1NiNa2-1	NLC	z3m0=1	-	-
1.4.257	F ₂ Os	78	0.00	0.1409	C2DB	1OsF2-3	NLC	z3m0=1	-	-
1.4.269	I ₂ Os	78	0.00	0.0397	C2DB	1OsI2-4	NLC	z3m0=2	-	-
1.4.295	PbTe ₂	78	0.00	0.1021	C2DB	1PbTe2-2	NLC	z3m0=1	-	-
1.4.249	Br ₂ Pd	78	0.00	0.0747	C2DB	1PdBr2-3	NLC	z3m0=1	-	-
1.4.270	I ₂ Pd	78	0.00	0.0264	C2DB	1PdI2-3	NLC	z3m0=1	-	-
1.4.274	Li ₂ Pd	78	0.00	0.0051	C2DB	1PdLi2-1	NLC	z3m0=2	-	-
1.4.298	PdS ₂	78	0.00	0.0095	C2DB	1PdS2-3	NLC	z3m0=1	-	-
1.4.258	F ₂ Pt	78	0.00	0.0420	C2DB	1PtF2-3	NLC	z3m0=2	-	-
1.4.271	I ₂ Pt	78	0.00	0.0395	C2DB	1PtI2-3	NLC	z3m0=1	-	-
1.4.301	PtS ₂	78	0.00	0.0061	C2DB	1PtS2-3	NLC	z3m0=1	-	-
1.4.275	Li ₂ Ru	78	0.00	0.0459	C2DB	1RuLi2-1	NLC	z3m0=1	-	-
1.4.310	SiTe ₂	78	0.00	0.1418	C2DB	1SiTe2-3	NLC	z3m0=2	-	-
1.4.311	SnTe ₂	78	0.00	0.0924	C2DB	1SnTe2-3	NLC	z3m0=2	-	-
1.4.240	As ₂ Ti	78	0.00	0.0259	C2DB	1TiAs2-2	NLC	z3m0=1	-	-
1.4.292	P ₂ Ti	78	0.00	0.0068	C2DB	1TiP2-2	NLC	z3m0=1	-	-
1.4.250	Br ₂ W	78	0.00	0.1469	C2DB	1WBr2-3	NLC	z3m0=2	-	-
1.4.253	Cl ₂ W	78	0.00	0.1085	C2DB	1WCl2-3	NLC	z3m0=2	-	-
1.4.272	I ₂ W	78	0.00	0.0256	C2DB	1WI2-3	NLC	z3m0=1	-	-
1.4.276	Li ₂ W	78	0.00	0.0755	C2DB	1WLi2-1	NLC	z3m0=1	-	-
1.4.293	P ₂ W	78	0.00	0.0580	C2DB	1WP2-2	NLC	z3m0=2	-	-
1.4.241	As ₂ Zr	78	0.00	0.0254	C2DB	1ZrAs2-1	NLC	z3m0=2	-	-
1.4.294	P ₂ Zr	78	0.00	0.0085	C2DB	1ZrP2-2	NLC	z3m0=2	-	-
1.4.243	Au ₂ O ₂	78	0.00	0.0127	C2DB	2AuO-2	NLC	z3m0=2	-	-
1.4.245	Au ₂ Se ₂	78	0.00	0.0229	C2DB	2AuSe-6	NLC	z3m0=2	-	-
1.4.244	Au ₂ S ₂	78	0.00	0.0027	C2DB	2AuS-3	NLC	z3m0=2	-	-
1.4.256	Cu ₂ S ₂	78	0.00	0.0169	C2DB	2CuS-4	NLC	z3m0=2	-	-
1.4.259	Fe ₂ Se ₂	78	0.00	0.0800	C2DB	2FeSe-5	NLC	z3m0=2	-	-
1.4.263	Hf ₂ O ₂	78	0.00	0.0324	C2DB	2HfO-2	NLC	z3m0=2	-	-
1.4.277	Mo ₂ O ₂	78	0.00	0.0130	C2DB	2MoO-1	NLC	z3m0=1	-	-

TABLE S13: Not-stable (C2DB) topological insulators

2D-TQC	Formula	LG	Gap	Direct Gap	Source	Source ID	Topology (SOC)	Topo. indices	Parent COD	Parent ICSD
1.4.279	Mo ₂ Se ₂	78	0.00	0.0261	C2DB	2MoSe-5	NLC	z3m0=2	-	-
1.4.278	Mo ₂ S ₂	78	0.00	0.0729	C2DB	2MoS-6	NLC	z3m0=1	-	-
1.4.283	Nb ₂ Te ₂	78	0.00	0.0006	C2DB	2NbTe-4	NLC	z3m0=2	-	-
1.4.284	O ₂ Pd ₂	78	0.00	0.0044	C2DB	2OPd-3	NLC	z3m0=2	-	-
1.4.285	O ₂ Pt ₂	78	0.00	0.0286	C2DB	2OPt-2	NLC	z3m0=2	-	-
1.4.286	O ₂ Re ₂	78	0.00	0.2913	C2DB	2ORe-1	NLC	z3m0=2	-	-
1.4.287	O ₂ Ta ₂	78	0.00	0.0089	C2DB	2OTa-1	NLC	z3m0=2	-	-
1.4.288	O ₂ Ti ₂	78	0.00	0.0070	C2DB	2OTi-1	NLC	z3m0=2	-	-
1.4.289	O ₂ W ₂	78	0.0583	0.0871	C2DB	2OW-1	NLC	z3m0=1	-	-
1.4.290	O ₂ Zr ₂	78	0.00	0.0198	C2DB	2OZr-1	NLC	z3m0=2	-	-
1.4.291	Os ₂ Te ₂	78	0.00	0.0458	C2DB	2OsTe-5	NLC	z3m0=2	-	-
1.4.297	Pd ₂ Se ₂	78	0.00	0.0058	C2DB	2PdSe-5	NLC	z3m0=1	-	-
1.4.296	Pd ₂ S ₂	78	0.00	0.0037	C2DB	2PdS-6	NLC	z3m0=1	-	-
1.4.300	Pt ₂ Se ₂	78	0.00	0.0002	C2DB	2PtSe-3	NLC	z3m0=2	-	-
1.4.299	Pt ₂ S ₂	78	0.00	0.0027	C2DB	2PtS-4	NLC	z3m0=1	-	-
1.4.302	Re ₂ S ₂	78	0.00	0.0158	C2DB	2ReS-1	NLC	z3m0=1	-	-
1.4.303	Ru ₂ Se ₂	78	0.00	0.0275	C2DB	2RuSe-5	NLC	z3m0=2	-	-
1.4.304	Ru ₂ Te ₂	78	0.00	0.1762	C2DB	2RuTe-4	NLC	z3m0=2	-	-
1.4.305	S ₂ Ti ₂	78	0.00	0.0023	C2DB	2STi-5	NLC	z3m0=2	-	-
1.4.306	S ₂ W ₂	78	0.00	0.0034	C2DB	2SW-3	NLC	z3m0=1	-	-
1.4.307	Se ₂ Ta ₂	78	0.00	0.0118	C2DB	2SeTa-5	NLC	z3m0=2	-	-
1.4.308	Se ₂ Ti ₂	78	0.00	0.0015	C2DB	2SeTi-4	NLC	z3m0=2	-	-
1.4.309	Se ₂ W ₂	78	0.00	0.1337	C2DB	2SeW-5	NLC	z3m0=2	-	-
1.4.312	Ag ₂ O	80	0.00	0.1674	C2DB	1OAg2-1	SEBR	z6m0=5	-	-
1.4.316	Au ₂ O	80	0.00	0.0505	C2DB	1OAu2-1	SEBR	z6m0=5	-	-
1.4.324	Cu ₂ O	80	0.00	0.1039	C2DB	1OCu2-1	SEBR	z6m0=5	-	-
1.4.313	Ag ₂ S	80	0.0042	0.2056	C2DB	1SAg2-1	SEBR	z6m0=5	-	-
1.4.317	Au ₂ S	80	0.00	0.2003	C2DB	1SAu2-1	SEBR	z6m0=5	-	-
1.4.325	Cu ₂ S	80	0.00	0.1367	C2DB	1SCu2-1	SEBR	z6m0=5	-	20560
1.4.314	Ag ₂ Se	80	0.00	0.0509	C2DB	1SeAg2-1	SEBR	z6m0=5	-	-
1.4.318	Au ₂ Se	80	0.00	0.1783	C2DB	1SeAu2-1	SEBR	z6m0=5	-	-
1.4.326	Cu ₂ Se	80	0.00	0.0232	C2DB	1SeCu2-1	SEBR	z6m0=5	-	-
1.4.319	Au ₂ Te	80	0.00	0.0974	C2DB	1TeAu2-1	SEBR	z6m0=5	-	-
1.4.327	Cu ₂ Te	80	0.1692	0.1755	C2DB	1TeCu2-1	SEBR	z6m0=1	-	-
1.4.322	C ₆ As ₂	80	0.00	0.0311	C2DB	2AsC3-1	SEBR	z6m0=5	-	-
1.4.315	As ₂ Si ₆	80	0.00	0.0019	C2DB	2AsSi3-1	SEBR	z6m0=2	-	-
1.4.320	B ₂	80	0.00	0.0039	C2DB	2B-2	SEBR	z6m0=5	-	-
1.4.321	C ₂ B ₆	80	0.00	0.0051	C2DB	2CB3-1	SEBR	z6m0=1	-	-
1.4.328	P ₂ Si ₆	80	0.00	0.0027	C2DB	2PSi3-1	SEBR	z6m0=5	-	-
1.4.323	C ₆ Sb ₂	80	0.00	0.0101	C2DB	2SbC3-1	SEBR	z6m0=2	-	-
1.4.329	Sb ₂ Si ₆	80	0.00	0.0081	C2DB	2SbSi3-1	SEBR	z6m0=5	-	-

S10. TABLE OF TOPOLOGICAL SEMIMETALS

A. Summary of results

Type of topological semimetal	Number of entries
Experimental	14
Computationally exfoliated (MC2D)	340
Stable (C2DB)	986
Not-stable (C2DB)	789

TABLE S14. Summary of topological semimetals in each type.

B. Experimental

TABLE S15: Experimental topological semimetals

2D-TQC	Formula	LG	N. elec.	Source	Source ID	Topology (SOC)	Parent COD	Parent ICSD
2.1.1	IrTe₂	72	21	C2DB	1IrTe2-1	ESFD	-	-
2.1.3	N₃Ti₄	72	63	C2DB	1N3Ti4-1	ESFD	-	-
2.1.2	Mo₂N	72	33	C2DB	1NMo2-1	ESFD	-	-
2.1.4	NV₂	72	31	C2DB	1NV2-1	ESFD	-	-
2.1.5	NW₂	72	33	C2DB	1NW2-1	ESFD	-	-
2.1.7	S₂Ta	72	23	C2DB	1TaS2-2	ESFD	1538041	52117
2.1.6	Se₂Ta	72	23	C2DB	1TaSe2-2	ESFD	4031648	24318
2.1.8	TaTe₂	72	23	C2DB	1TaTe2-2	ESFD	-	-
2.1.9	C₂Ta₃	78	41	C2DB	1C2Ta3-1	ESFD	-	-
2.1.12	NbS₂	78	25	C2DB	1NbS2-1	ESFD	-	645308
2.1.13	NbSe₂	78	25	C2DB	1NbSe2-1	ESFD	1539310	237740
2.1.14	S₂Ta	78	23	C2DB	1TaS2-1	ESFD	-	651083
2.1.10	N₃W₂	78	43	C2DB	1W2N3-1	ESFD	-	186207
2.1.11	N₃W₂	78	43	MC2D	W2N3	ESFD	-	-

C. Computationally exfoliated (MC2D)

TABLE S16: Computationally exfoliated (MC2D) topological semimetals

2D-TQC	Formula	LG	N. elec.	Source	Source ID	Topology (SOC)	Parent COD	Parent ICSD
2.2.2	AgBi ₂ F ₁₂	2	125	MC2D	AgBi2F12	ESFD	-	-
2.2.7	C ₂ AgF ₆ O ₆ S ₂	2	109	MC2D	AgC2S2O6F6	ESFD	-	-
2.2.3	AgF ₁₂ Sb ₂	2	105	MC2D	AgSb2F12	ESFD	-	-
2.2.10	C ₄ H ₄ CoN ₁₄	2	99	MC2D	CoC4N14H4	ESFD	-	-
2.2.6	C ₁₄ H ₁₄ CoN ₂ O ₈	2	137	MC2D	CoC14N2O8H14	ESFD	-	-
2.2.5	C ₁₂ H ₁₀ CsN ₄ O ₁₀	2	147	MC2D	CsC12N4O10H10	ESFD	-	-
2.2.15	Cu ₂ NO ₁₀ Se ₂	2	99	MC2D	Cu2NSe2O10	ESFD	-	-
2.2.14	Cl ₄ Cu ₃ O ₁₂ Te ₄ Yb ₂	2	173	MC2D	Cu3Yb2Te4O12Cl4	ESFD	-	-
2.2.8	C ₂ CuF ₆ O ₆ S ₂	2	109	MC2D	CuC2S2O6F6	ESFD	-	-
2.2.13	C ₆ H ₄ CuN ₈ O ₄	2	103	MC2D	CuC6N8O4H4	ESFD	-	-
2.2.12	C ₆ H ₁₂ CuO ₆	2	83	MC2D	CuC6O6H12	ESFD	-	-
2.2.4	C ₁₀ H ₄ Cl ₂ CuN ₄ S ₄	2	113	MC2D	CuC10N4S4H4Cl2	ESFD	-	-
2.2.19	H ₄ CdCl ₄ CuO ₂	2	67	MC2D	CuCdO2H4Cl4	ESFD	-	-
2.2.21	H ₆ CuO ₁₄ Pb ₄ S ₂	2	169	MC2D	CuPb4S2O14H6	ESFD	-	-
2.2.17	CuO ₁₄ Pb ₄ S ₂	2	163	MC2D	CuPb4S2O14	ESFD	-	-
2.2.18	CuO ₁₆ S ₂ Sb ₆	2	149	MC2D	CuSb6S2O16	ESFD	-	-
2.2.22	Ir ₅ Te ₁₀	2	105	MC2D	IrTe2	ESFD	-	-
2.2.16	Cu ₃ K ₂ O ₁₂ Se ₄	2	147	MC2D	K2Cu3Se4O12	ESFD	-	-
2.2.9	C ₂ KMgO ₁₀	2	79	MC2D	KMgC2O10	ESFD	-	-
2.2.11	C ₆ Br ₄ NaO ₂	2	71	MC2D	NaC6O2Br4	ESFD	-	-
2.2.23	As ₂ Cd ₄ Cl ₄	5	86	MC2D	Cd2AsCl2	ES	-	-
2.2.24	H ₄ Co ₂ O ₈ Se ₂	5	82	MC2D	CoSeO4H2	ES	-	-
2.2.25	O ₆ P ₂ Sn ₂	5	74	MC2D	Sn2P2O6	ES	-	-
2.2.27	C ₄ H ₈ CoN ₂ O ₄	6	67	MC2D	CoC4N2O4H8	ESFD	-	-
2.2.26	C ₁₆ H ₁₂ CoN ₈	6	125	MC2D	CoC16N8H12	ESFD	-	-
2.2.30	Eu ₂ I ₈ La ₂	7	94	MC2D	LaEuI4	ESFD	-	-
2.2.31	Fe ₂ Na ₂ O ₄ S ₄	7	78	MC2D	Na2Fe2S4O4	ESFD	-	-
2.2.29	B ₄ N ₄ Na ₆	7	74	MC2D	Na6B4N4	ESFD	-	-
2.2.33	O ₈ P ₂ Pb ₂	7	86	MC2D	Pb2P2O8	ESFD	-	-
2.2.28	As ₂ O ₈ Sn ₂	7	86	MC2D	Sn2As2O8	ESFD	-	-
2.2.34	C ₄ CoK ₂ N ₄ O ₃ S ₄	8	105	MC2D	K2CoC4N4S4O3	ESFD	-	-
2.2.35	As ₂ Be ₂ O ₁₀	9	74	MC2D	Be2As2O10	ES	-	-
2.2.36	C ₆ AgN ₄ O ₂	10	67	MC2D	AgC6N4O2	ESFD	-	-
2.2.37	P ₂ S ₇ Sc	10	63	MC2D	ScP2S7	ESFD	-	-
2.2.38	P ₂ S ₇ V	10	65	MC2D	VP2S7	ESFD	-	-
2.2.39	C ₆ H ₄ CuN ₆ O ₂	11	81	MC2D	CuC6N6O2H4	ESFD	-	-
2.2.40	Cl ₈ Hg ₃ ORb	11	107	MC2D	RbHg3OCl8	ESFD	-	-
2.2.41	Pd ₃ Ta ₃ Te ₁₄	11	147	MC2D	Ta3Pd3Te14	ESFD	-	-
2.2.42	BiFe ₂ O ₉ Si ₂	13	93	MC2D	Fe2Si2BiO9	ESFD	-	-
2.2.43	Fe ₂ O ₉ SbSi ₂	13	83	MC2D	Fe2Si2SbO9	ESFD	-	-
2.2.44	AuCrTe ₄	14	47	MC2D	CrAuTe4	ESFD	-	-
2.2.45	C ₄ H ₄ Cl ₂ CuN ₂	14	55	MC2D	CuC4N2H4Cl2	ESFD	-	-
2.2.46	C ₆ MnN ₄ Se ₂	14	69	MC2D	MnC6N4Se2	ESFD	-	-
2.2.49	Bi ₁₈ I ₄	15	298	MC2D	Bi9I2	ESFD	-	-
2.2.48	Bi ₁₄ I ₄	15	238	MC2D	Bi14I4	ESFD	-	-
2.2.52	Ca ₂ In ₂ Se ₈ Yb ₂	15	110	MC2D	CaInYbSe4	ESFD	-	-
2.2.51	C ₁₂ H ₈ Cl ₄ Cu ₂ N ₄ S ₂	15	138	MC2D	Cu2C12N4S2H8Cl4	ESFD	-	-
2.2.56	Cu ₂ O ₁₂ Pb ₂ S ₂	15	134	MC2D	Cu2Pb2S2O12	ESFD	-	-
2.2.63	H ₆ Cl ₂ Cu ₂ O ₆ Zn ₂	15	102	MC2D	Cu2Zn2O6H6Cl2	ESFD	-	-
2.2.57	Cu ₄ N ₂ O ₁₂	15	126	MC2D	Cu4N2O12	ESFD	-	-
2.2.53	Cl ₂ Cu ₄ O ₆	15	94	MC2D	Cu4O6Cl2	ESFD	-	-
2.2.61	H ₄ Cu ₂ O ₁₂ Pb ₂ S ₂	15	138	MC2D	CuPbSO6H2	ESFD	-	-
2.2.62	H ₄ In ₂ O ₈ Se ₂	15	90	MC2D	In2Se2O8H4	ESFD	-	-
2.2.54	Co ₂ Li ₂ O ₈ P ₂	15	82	MC2D	Li2Co2P2O8	ESFD	-	-
2.2.64	Li ₂ Mn ₂ O ₈ P ₂	15	90	MC2D	Li2Mn2P2O8	ESFD	-	-

TABLE S16: Computationally exfoliated (MC2D) topological semimetals

2D-TQC	Formula	LG	N. elec.	Source	Source ID	Topology (SOC)	Parent COD	Parent ICSD
2.2.65	Nb ₆ S ₁₈	15	186	MC2D	50875b4d-1201-4aa5-a82e-e1ed9299e2bd	ESFD	-	-
2.2.55	Cr ₂ Nb ₂ Se ₁₀	15	110	MC2D	NbCrSe5	ESFD	-	-
2.2.66	Nb ₆ Se ₁₈	15	186	MC2D	NbSe3	ESFD	-	-
2.2.47	As ₂ Cl ₄ O ₆ Pb ₄	15	130	MC2D	Pb2AsO3Cl2	ESFD	-	-
2.2.50	Br ₁₀ Pr ₄	15	114	MC2D	Pr2Br5	ESFD	-	-
2.2.58	Fe ₂ Ta ₂ Te ₆	15	74	MC2D	TaFeTe3	ESFD	-	-
2.2.67	Ni ₄ Ta ₂ Te ₆	15	98	MC2D	TaNi2Te3	ESFD	-	-
2.2.68	Os ₂ Ta ₂ Te ₈	15	86	MC2D	TaOsTe4	ESFD	-	-
2.2.69	Ru ₂ Ta ₂ Te ₈	15	98	MC2D	TaRuTe4	ESFD	-	-
2.2.70	S ₁₈ Ta ₆	15	174	MC2D	TaS3	ESFD	-	-
2.2.60	H ₄ Cl ₂ O ₄ Yb ₂	15	58	MC2D	YbO2H2Cl	ESFD	-	-
2.2.59	H ₂ Br ₄ Zr ₄	15	78	MC2D	Zr4H2Br4	ESFD	-	-
2.2.71	Ag ₂ Cr ₂ P ₄ S ₁₂	16	138	MC2D	CrAgP2S6	ESFD	-	-
2.2.72	Au ₆ F ₁₆	17	178	MC2D	Au3F8	ESFD	-	-
5.2.6	Co ₂ O ₁₆ Se ₄	17	138	MC2D	Co2Se4O16	ESFDplusAccidental	-	-
2.2.73	H ₁₆ Co ₂ F ₈ N ₄ O ₄	17	134	MC2D	CoN2O2H8F4	ESFD	-	-
2.2.75	H ₈ Co ₂ N ₄ O ₁₆	17	142	MC2D	CoN2O8H4	ESFD	-	-
2.2.74	H ₁₆ Cu ₂ F ₈ N ₄ O ₄	17	138	MC2D	CuN2O2H8F4	ESFD	-	-
2.2.76	H ₈ Cu ₂ O ₈ P ₄	17	98	MC2D	CuP2O4H4	ESFD	-	-
2.2.77	Hg ₆ Te ₄	17	96	MC2D	Hg3Te2	ES	-	-
2.2.78	O ₁₆ Te ₄ V ₄	17	172	MC2D	VTeO4	ES	-	-
2.2.87	HA ₁₂ O ₁₂ Si ₄	18	95	MC2D	Al2Si4O12H	ESFD	-	-
2.2.82	C ₂ CoN ₂ S ₂	18	39	MC2D	CoC2N2S2	ESFD	-	-
2.2.86	CoSe ₄ Si ₂	18	41	MC2D	CoSi2Se4	ESFD	-	-
2.2.84	Cl ₂ Cu ₃ O ₆ Se ₂	18	95	MC2D	Cu3Se2O6Cl2	ESFD	-	-
2.2.80	Br ₂ Cu ₃ O ₆ Te ₂	18	95	MC2D	Cu3Te2O6Br2	ESFD	-	-
2.2.81	Br ₂ Cu	18	25	MC2D	CuBr2	ESFD	-	-
2.2.88	LiO ₂	18	15	MC2D	LiO2	ESFD	-	-
2.2.79	AgMo ₆ Te ₆	18	131	MC2D	Mo6AgTe6	ESFD	-	-
2.2.89	Nb ₃ Te ₆	18	75	MC2D	NbTe2	ESFD	-	-
2.2.91	Ta ₉ Te ₁₈	18	207	MC2D	TaTe2	ESFD	-	-
2.2.90	Ta ₃ Te ₆	18	69	MC2D	TaTe2	ESFD	-	-
2.2.85	CoO ₆ V ₂	18	71	MC2D	V2CoO6	ESFD	-	-
2.2.83	C ₂ I ₇ Y ₆	18	123	MC2D	Y6C2I7	ESFD	-	-
2.2.92	C ₁₀ H ₈ F ₃ FeN ₂	19	87	MC2D	FeC10N2H8F3	ESFD	-	-
2.2.93	Co ₂ Mo ₂ O ₁₂ Te ₂	21	130	MC2D	MoCoTeO6	ESFD	-	-
2.2.94	Mn ₂ Mo ₂ O ₁₂ Te ₂	21	138	MC2D	MoMnTeO6	ESFD	-	-
2.2.95	CuGeO ₃	23	43	MC2D	CuGeO3	ESFD	-	-
2.2.98	C ₁₀ H ₆ Br ₂ Cu ₂ N ₄ O ₄	28	126	MC2D	Cu2C10N4O4H6Br2	ESFD	-	-
2.2.96	Bi ₂ Cl ₂ Mn ₂ S ₄	28	94	MC2D	MnBiS2Cl	ESFD	-	-
2.2.99	Cl ₂ Mn ₂ S ₄ Sb ₂	28	74	MC2D	MnSbS2Cl	ESFD	-	-
2.2.97	Bi ₄ Se ₈ Sm ₂	28	130	MC2D	Sm2Bi4Se8	ESFD	-	-
2.2.101	Ca ₁₀ Ir ₂	29	118	MC2D	Ca5Ir	ESFD	-	-
2.2.102	Ca ₁₀ Rh ₂	29	130	MC2D	Ca10Rh2	ESFD	-	-
2.2.103	Ge ₂ Nb ₆ Te ₁₂	29	178	MC2D	Nb3GeTe6	ESFD	-	-
2.2.104	Nb ₆ Si ₂ Te ₁₂	29	158	MC2D	Nb3SiTe6	ESFD	-	-
2.2.105	Si ₂ Ta ₆ Te ₁₂	29	146	MC2D	Ta3SiTe6	ESFD	-	-
5.2.7	C ₁₂ Cu ₂ N ₁₂	32	130	MC2D	Cu2C12N12	ESFDplusAccidental	-	-
2.2.107	C ₈ H ₁₂ Cu ₂ O ₁₀	32	126	MC2D	Cu4O5H6	ESFD	-	-
2.2.108	Cu ₂ N ₁₂	32	82	MC2D	CuN6	ESFD	-	-
2.2.109	H ₄ Cu ₂ O ₄	32	50	MC2D	Cu(OH)2	ESFD	-	-
2.2.106	C ₂ K ₂ O ₆	32	62	MC2D	KCO3	ESFD	-	-
5.2.8	Mn ₂ O ₈ Se ₂	32	86	MC2D	Mn2Se2O8	ESFDplusAccidental	-	-
2.2.111	C ₂ Br ₅ Ce ₄	37	91	MC2D	Ce4C2Br5	ESFD	-	-
2.2.113	C ₄ H ₄ Cl ₂ CoN ₂	37	53	MC2D	CoC4N2H4Cl2	ESFD	-	-
2.2.116	Gd	37	9	MC2D	Gd	ESFD	-	-
2.2.112	C ₂ Br ₅ La ₄	37	87	MC2D	La4C2Br5	ESFD	-	-
2.2.110	Br ₆ NaO ₂ W ₂	37	89	MC2D	NaW2O2Br6	ESFD	-	-

TABLE S16: Computationally exfoliated (MC2D) topological semimetals

2D-TQC	Formula	LG	N. elec.	Source	Source ID	Topology (SOC)	Parent COD	Parent ICSD
2.2.114	C ₈ H ₈ Cu ₂ F ₆ N ₄ Nb	37	137	MC2D	NbCu2C8N4H8F6	ESFD	-	-
2.2.115	Cl ₅ Y ₄	37	83	MC2D	Y4Cl5	ESFD	-	-
2.2.120	Co ₂ Pd ₄ Se ₄	38	82	MC2D	CoPd2Se2	ESFD	-	-
2.2.121	Co ₂ Pd ₄ Te ₄	38	82	MC2D	CoPd2Te2	ESFD	-	-
2.2.117	Co ₂ K ₄ S ₄	38	78	MC2D	K2CoS2	ESFD	-	-
2.2.118	Co ₂ K ₄ Se ₄	38	78	MC2D	K2CoSe2	ESFD	-	-
2.2.122	K ₄ Mn ₂ S ₄	38	86	MC2D	K2MnS2	ESFD	-	-
2.2.123	K ₄ Mn ₂ Se ₄	38	86	MC2D	K2MnSe2	ESFD	-	-
2.2.119	Co ₂ Na ₄ Se ₄	38	70	MC2D	Na4Co2Se4	ESFD	-	-
2.2.124	Cu ₂ O ₁₀ Se ₄	40	106	MC2D	CuSe2O5	ESFD	-	-
2.2.125	F ₁₂ Sr ₂ Tb ₂	40	122	MC2D	Sr2Tb2F12	ESFD	-	-
2.2.126	O ₆ V ₂	40	62	MC2D	V2O6	ESFD	-	-
2.2.127	Ag ₂ Te ₂	41	34	MC2D	AgTe	ESFD	-	-
2.2.130	Co ₂ O ₈ P ₄	41	86	MC2D	Co2P4O8	ESFD	-	-
2.2.128	C ₁₄ H ₁₂ Cu ₂ N ₈	41	130	MC2D	Cu2C14N8H12	ESFD	-	-
2.2.132	Cu ₂ O ₂	41	34	MC2D	Cu2O2	ESFD	-	-
2.2.129	C ₂ Cu ₂ N ₄	41	50	MC2D	CuCN2	ESFD	-	-
2.2.131	Cu ₂ Ge ₂ O ₆	41	86	MC2D	CuGeO3	ESFD	-	-
2.2.140	H ₃ Cu ₂ O ₈ P ₄	41	98	MC2D	CuP2O4H4	ESFD	-	-
2.2.133	Cu ₂ O ₆ Si ₂	41	66	MC2D	CuSiO3	ESFD	-	-
2.2.139	Fe ₄ S ₆ Tl ₂	41	94	MC2D	Fe4Tl2S6	ESFD	-	-
2.2.134	Dy ₂ I ₆ K ₂	41	78	MC2D	K2Dy2I6	ESFD	-	-
2.2.135	Fe ₄ K ₂ S ₆	41	86	MC2D	K2Fe4S6	ESFD	-	-
2.2.136	Fe ₄ K ₂ Se ₆	41	86	MC2D	K2Fe4Se6	ESFD	-	-
2.2.141	I ₆ K ₂ Tm ₂	41	78	MC2D	KTmI3	ESFD	-	-
2.2.142	Nb ₂ Ni ₂ Te ₁₀	41	106	MC2D	NbNiTe5	ESFD	-	-
2.2.137	Fe ₄ Rb ₂ Se ₆	41	86	MC2D	Rb2Fe4Se6	ESFD	-	-
2.2.138	Fe ₄ Rb ₂ Te ₆	41	86	MC2D	RbFe2Te3	ESFD	-	-
2.2.143	Ni ₄ Se ₂ Ta ₂ Te ₂	41	86	MC2D	TaNi2TeSe	ESFD	-	-
2.2.144	Pt ₂ Ta ₂ Te ₁₀	41	102	MC2D	TaPtTe5	ESFD	-	-
2.2.145	Bi ₄ Cu ₂ O ₁₂ Sr ₄	42	194	MC2D	Sr2CuBi2O6	ESFD	-	-
2.2.146	Hg ₄ O ₁₆ P ₄	45	164	MC2D	Hg4P4O16	ES	-	-
2.2.151	C ₂ Bi ₂ O ₄	46	62	MC2D	C2Bi2O4	ESFD	-	-
2.2.150	C ₁₂ Cl ₁₀ Cs ₂ Sb ₂	46	146	MC2D	Cs2C12Sb2Cl10	ESFD	-	-
2.2.156	Cu ₂ O ₄	46	46	MC2D	Cu2O4	ESFD	-	-
2.2.157	Cu ₂ Te ₂	46	34	MC2D	CuTe	ESFD	-	-
2.2.149	Br ₆ Eu ₂	46	58	MC2D	Eu2Br6	ESFD	-	-
2.2.155	Cu ₁₀ K ₄ Te ₁₀	46	206	MC2D	K2Cu5Te5	ESFD	-	-
2.2.160	Li ₂ O ₁₀ V ₄	46	118	MC2D	Li2V4O10	ESFD	-	-
2.2.152	Cl ₂ Li ₂ N ₂ Ti ₂	46	54	MC2D	LiTiNCl	ESFD	-	-
2.2.161	Li ₂ O ₁₀ V ₄	46	118	MC2D	LiV2O5	ESFD	-	-
2.2.162	Na ₂ O ₁₀ V ₄	46	126	MC2D	NaV2O5	ESFD	-	-
2.2.163	S ₁₈ Ta ₆	46	174	MC2D	Ta6S18	ESFD	-	-
2.2.147	Br ₂ O ₂ Ti ₂	46	50	MC2D	TiOBr	ESFD	-	-
2.2.153	Cl ₂ O ₂ Ti ₂	46	50	MC2D	TiOCl	ESFD	-	-
2.2.154	Cl ₆ Yb ₂	46	58	MC2D	Yb2Cl6	ESFD	-	-
2.2.148	Br ₂ S ₂ Yb ₂	46	42	MC2D	Yb2S2Br2	ESFD	-	-
2.2.158	I ₂ S ₂ Yb ₂	46	42	MC2D	Yb2S2I2	ESFD	-	-
2.2.159	I ₂ Se ₂ Yb ₂	46	42	MC2D	Yb2Se2I2	ESFD	-	-
2.2.164	AgF ₄ Xe ₂	47	55	MC2D	AgF4Xe2	ESFD	-	-
2.2.165	CuO ₂	47	23	MC2D	CuO2	ESFD	-	-
2.2.166	Fe ₂ K ₂ Se ₄	48	58	MC2D	KFeSe2	ESFD	-	-
2.2.167	H ₈ B ₂ Cl ₂ Cu ₂ O ₈	52	98	MC2D	CuBO4H4Cl	ESFD	-	-
2.2.168	Cl ₂ Cu ₄ Pb ₂	55	77	MC2D	CuPb2O4Cl2	ESFD	-	-
2.2.169	Cu ₂ EuKTe ₄	55	63	MC2D	KEuCu2Te4	ESFD	-	-
2.2.170	I ₃ Sn	55	35	MC2D	SnI3	ESFD	-	-
2.2.171	O ₂₀ V ₆	56	198	MC2D	V6O20	ESFD	-	-
2.2.172	Na ₂ PS ₄	57	43	MC2D	Na2PS4	ESFD	-	-

TABLE S16: Computationally exfoliated (MC2D) topological semimetals

2D-TQC	Formula	LG	N. elec.	Source	Source ID	Topology (SOC)	Parent COD	Parent ICSD
2.2.173	O ₄ PSn	57	43	MC2D	SnPO4	ESFD	-	-
2.2.174	Cu ₂ K ₄ O ₁₄ P ₄	58	162	MC2D	K2CuP2O7	ESFD	-	-
2.2.175	AgTe ₂	59	23	MC2D	AgTe2	ESFD	-	-
2.2.176	MnSe ₂	59	25	MC2D	MnSe2	ESFD	-	-
2.2.181	Br ₂ Ca ₂ CuO ₂	61	57	MC2D	Ca2CuO2Br2	ESFD	-	-
2.2.184	Ca ₂ Cl ₂ CuO ₂	61	57	MC2D	Ca2CuO2Cl2	ESFD	-	-
2.2.189	CoF ₄ Tl ₂	61	63	MC2D	CoTl2F4	ESFD	-	-
2.2.191	CuF ₄ Tl ₂	61	65	MC2D	CuTl2F4	ESFD	-	-
2.2.197	In	61	13	MC2D	In	ESFD	-	-
2.2.190	Cu ₈ KSe ₂	61	109	MC2D	KCu8Se2	ESFD	-	-
2.2.198	K	61	9	MC2D	K	ESFD	-	-
2.2.194	I ₂ La	61	25	MC2D	LaI2	ESFD	-	-
2.2.199	LaNb ₂ O ₇	61	79	MC2D	LaNb2O7	ESFD	-	-
2.2.188	Cl ₄ Mn	61	41	MC2D	MnCl4	ESFD	-	-
2.2.193	F ₄ Nb	61	41	MC2D	NbF4	ESFD	-	-
2.2.195	I ₂ Nd	61	25	MC2D	NdI2	ESFD	-	-
2.2.177	AlI ₂ Pd ₅	61	67	MC2D	Pd5AlI2	ESFD	-	-
2.2.196	I ₂ Pr	61	25	MC2D	PrI2	ESFD	-	-
2.2.182	Br ₂ CoO ₂ Sr ₂	61	55	MC2D	Sr2CoO2Br2	ESFD	-	-
2.2.185	Cl ₂ CoO ₂ Sr ₂	61	55	MC2D	Sr2CoO2Cl2	ESFD	-	-
2.2.179	Bi ₂ CuO ₆ Sr ₂	61	97	MC2D	Sr2CuBi2O6	ESFD	-	-
2.2.183	Br ₂ CuO ₂ Sr ₂	61	57	MC2D	Sr2CuO2Br2	ESFD	-	-
2.2.186	Cl ₂ CuO ₂ Sr ₂	61	57	MC2D	Sr2CuO2Cl2	ESFD	-	-
2.2.192	CuI ₂ O ₂ Sr ₂	61	57	MC2D	Sr2CuO2I2	ESFD	-	-
2.2.187	Cl ₂ Mn ₃ O ₈ Sr ₄	61	141	MC2D	Sr4Mn3O8Cl2	ESFD	-	-
2.2.200	Tl	61	13	MC2D	Tl	ESFD	-	-
2.2.180	Bi ₂ O ₄ Y	61	65	MC2D	YBi2O4	ESFD	-	-
2.2.178	As ₃ Zn ₄	61	63	MC2D	Zn4As3	ESFD	-	-
2.2.201	H ₁₄ O ₈	62	62	MC2D	O8H14	ESFD	-	-
2.2.203	Cu ₂ F ₄	63	50	MC2D	Cu2F4	ESFD	-	-
2.2.204	I ₁₀ Pb ₄	63	126	MC2D	Pb2I5	ESFD	-	-
2.2.205	I ₁₀ Sn ₄	63	126	MC2D	Sn2I5	ESFD	-	-
2.2.206	I ₁₀ Sn ₄	63	126	MC2D	Sn4I10	ESFD	-	-
2.2.210	Ba ₄ Br ₂ Fe ₂ O ₆	64	106	MC2D	Ba4Fe2O6Br2	ESFD	-	-
2.2.209	Ba ₂ Ge ₂ Mn ₂	64	74	MC2D	BaMnGe	ESFD	-	-
2.2.212	Bi ₂ O ₂ S ₄ Yb ₂	64	82	MC2D	Bi2Yb2S4O2	ESFD	-	-
2.2.213	Bi ₂ O ₂	64	42	MC2D	BiO	ESFD	-	-
2.2.222	Ca ₄ Cl ₂ Fe ₂ O ₆	64	106	MC2D	Ca2FeO3Cl	ESFD	-	-
2.2.218	Ca ₂ Cl ₂ Cu ₂ Gd ₂ O ₆	64	110	MC2D	Ca2Gd2Cu2O6Cl2	ESFD	-	-
2.2.214	Br ₂ Ca ₄ Fe ₂ O ₆	64	106	MC2D	Ca4Fe2O6Br2	ESFD	-	-
2.2.220	Ca ₂ Ge ₂ Mn ₂	64	74	MC2D	CaMnGe	ESFD	-	-
2.2.221	Ca ₂ Mn ₂ Si ₂	64	54	MC2D	CaMnSi	ESFD	-	-
2.2.219	Ca ₂ Cl ₂ Cu ₂ O ₆ Sm ₂	64	114	MC2D	CaSmCuO3Cl	ESFD	-	-
2.2.215	Br ₂ Ce ₂ O ₂	64	50	MC2D	Ce2O2Br2	ESFD	-	-
2.2.223	Ce ₂ O ₂ S ₄ Sb ₂	64	70	MC2D	Ce2Sb2S4O2	ESFD	-	-
2.2.211	Bi ₂ Ce ₂ O ₂ S ₄	64	90	MC2D	CeBiS2O	ESFD	-	-
2.2.228	Co ₂ Se ₂	64	30	MC2D	CoSe	ESFD	-	-
2.2.227	Co ₂ S ₂	64	30	MC2D	CoS	ESFD	-	-
2.2.230	Cu ₂ Se ₂	64	34	MC2D	CuSe	ESFD	-	-
2.2.229	Cu ₂ S ₂	64	34	MC2D	CuS	ESFD	-	-
2.2.231	Cu ₂ Te ₂	64	34	MC2D	CuTe	ESFD	-	-
2.2.232	Dy ₂ Te ₆	64	54	MC2D	DyTe3	ESFD	-	-
2.2.233	Er ₂ Te ₆	64	54	MC2D	ErTe3	ESFD	-	-
2.2.234	Eu ₂ O ₂ S ₄ Sb ₂	64	62	MC2D	Eu2Sb2S4O2	ESFD	-	-
2.2.208	As ₂ Fe ₂	64	26	MC2D	FeAs	ESFD	-	-
2.2.235	Gd ₂ Te ₆	64	54	MC2D	Gd2Te6	ESFD	-	-
2.2.237	Ho ₂ Te ₆	64	54	MC2D	HoTe3	ESFD	-	-
2.2.238	La ₂ O ₈ Ti ₂	64	94	MC2D	La2Ti2O8	ESFD	-	-

TABLE S16: Computationally exfoliated (MC2D) topological semimetals

2D-TQC	Formula	LG	N. elec.	Source	Source ID	Topology (SOC)	Parent COD	Parent ICSD
2.2.239	La ₂ Se ₂ Te ₄	64	58	MC2D	LaTe2Se	ESFD	-	-
2.2.240	La ₂ Te ₆	64	58	MC2D	LaTe3	ESFD	-	-
2.2.241	Li ₄ P ₂ S ₈	64	70	MC2D	Li4P2S8	ESFD	-	-
2.2.207	As ₂ Co ₂ Li ₂	64	34	MC2D	LiCoAs	ESFD	-	-
2.2.244	Nd ₂ Se ₂ Te ₄	64	58	MC2D	NdTe2Se	ESFD	-	-
2.2.245	Nd ₂ Te ₆	64	58	MC2D	NdTe3	ESFD	-	-
2.2.246	Pr ₂ Se ₂ Te ₄	64	58	MC2D	PrTe2Se	ESFD	-	-
2.2.247	Pr ₂ Te ₆	64	58	MC2D	PrTe3	ESFD	-	-
2.2.248	Sm ₂ Te ₆	64	58	MC2D	SmTe3	ESFD	-	-
2.2.217	Br ₂ Fe ₂ O ₆ Sr ₄	64	106	MC2D	Sr2FeO3Br	ESFD	-	-
2.2.225	Cl ₂ Fe ₂ O ₆ Sr ₄	64	106	MC2D	Sr2FeO3Cl	ESFD	-	-
2.2.224	Cl ₂ Cu ₂ Nd ₂ O ₆ Sr ₂	64	114	MC2D	Sr2Nd2Cu2O6Cl2	ESFD	-	-
2.2.226	Cl ₂ Ni ₂ O ₆ Sr ₄	64	110	MC2D	Sr2NiO3Cl	ESFD	-	-
2.2.236	Ge ₂ Mn ₂ Sr ₂	64	74	MC2D	SrMnGe	ESFD	-	-
2.2.249	Tb ₂ Te ₆	64	54	MC2D	Tb2Te6	ESFD	-	-
2.2.242	Lu ₂ Te ₆	64	54	MC2D	Te3Lu	ESFD	-	-
2.2.216	Br ₂ F ₂ Tm ₂	64	46	MC2D	Tm2Br2F2	ESFD	-	-
2.2.250	Te ₆ Tm ₂	64	54	MC2D	TmTe3	ESFD	-	-
2.2.243	Mo ₂ O ₁₀ V ₂	64	114	MC2D	VMoO5	ESFD	-	-
2.2.251	Te ₆ Y ₂	64	58	MC2D	YTe3	ESFD	-	-
2.2.252	Mo ₃ NO ₁₂ Se	65	125	MC2D	Mo3NSeO12	ESFD	-	-
2.2.253	BBe ₂ O ₅	68	37	MC2D	Be2BO5	ESFD	-	-
2.2.255	GaO ₈ Se ₂	68	73	MC2D	GaSe2O8	ESFD	-	-
2.2.257	InO ₈ S ₂	68	73	MC2D	InS2O8	ESFD	-	-
2.2.256	In ₁₁ K ₆	68	197	MC2D	K6In11	ESFD	-	-
2.2.258	K ₆ Tl ₁₁	68	197	MC2D	K6Tl11	ESFD	-	-
2.2.259	O ₈ S ₂ Tl	68	73	MC2D	TlS2O8	ESFD	-	-
2.2.254	BCl ₂ O ₃ Zn ₂	68	59	MC2D	Zn2BO3Cl2	ESFD	-	-
2.2.268	InSe ₂	69	25	MC2D	InSe2	ESFD	-	-
2.2.269	InSe	69	19	MC2D	InSe	ESFD	-	-
2.2.264	H ₂ FeKO ₆ P ₂	69	65	MC2D	KFeP2O6H2	ESFD	-	-
2.2.270	KS ₂ Ti	69	33	MC2D	KTiS2	ESFD	-	-
2.2.266	HfLiS ₂	69	25	MC2D	LiHfS2	ESFD	-	-
2.2.260	Al ₂ MnS ₄	69	43	MC2D	MnAl2S4	ESFD	-	-
2.2.263	Ga ₂ MnS ₄	69	63	MC2D	MnGa2S4	ESFD	-	-
2.2.261	Br ₈ Nb ₃	69	95	MC2D	Nb3Br8	ESFD	-	-
2.2.262	Cl ₈ Nb ₃	69	95	MC2D	Nb3Cl8	ESFD	-	-
2.2.267	I ₈ Nb ₃	69	95	MC2D	Nb3I8	ESFD	-	-
2.2.265	HNiO ₂	69	23	MC2D	NiO2H	ESFD	-	-
2.2.271	NS ₂ Zr	69	29	MC2D	ZrNS2	ESFD	-	-
2.2.272	Ag ₂ Cl ₆ Re	71	71	MC2D	ReAg2Cl6	ESFD	-	-
2.2.273	Ag ₃ Bi ₂ Te ₄	72	87	MC2D	Ag3Bi2Te4	ESFD	-	-
2.2.274	AlO ₈ S ₂	72	63	MC2D	AlS2O8	ESFD	-	-
2.2.275	AlO ₈ Se ₂	72	63	MC2D	AlSe2O8	ESFD	-	-
2.2.280	AuTe ₂	72	23	MC2D	AuTe2	ESFD	-	-
2.2.281	Ba ₂ N	72	25	MC2D	Ba2N	ESFD	-	-
2.2.283	Bi ₃ Se ₄	72	69	MC2D	Bi3Se4	ESFD	-	-
2.2.284	Bi ₃ Te ₄	72	69	MC2D	Bi3Te4	ESFD	-	-
2.2.285	BiTe ₂	72	27	MC2D	BiTe2	ESFD	-	-
2.2.290	Ca ₂ N	72	25	MC2D	Ca2N	ESFD	-	-
2.2.293	CoTe ₂	72	21	MC2D	CoTe2	ESFD	-	-
2.2.287	Br ₆ Cs ₂ Lu	72	69	MC2D	Cs2LuBr6	ESFD	-	-
2.2.288	Br ₆ Cs ₂ Tm	72	69	MC2D	Cs2TmBr6	ESFD	-	-
2.2.300	H ₆ Cl ₂ Cu ₃ O ₆ Zn	72	101	MC2D	Cu3ZnO6H6Cl2	ESFD	-	-
2.2.295	CuTe ₂	72	23	MC2D	CuTe2	ESFD	-	-
2.2.296	DyI ₂	72	23	MC2D	DyI2	ESFD	-	-
2.2.298	GaO ₈ S ₂	72	73	MC2D	GaS2O8	ESFD	-	-
2.2.303	In ₃ Se ₄	72	63	MC2D	In3Se4	ESFD	-	-

TABLE S16: Computationally exfoliated (MC2D) topological semimetals

2D-TQC	Formula	LG	N. elec.	Source	Source ID	Topology (SOC)	Parent COD	Parent ICSD
2.2.304	In ₃ Te ₄	72	63	MC2D	In3Te4	ESFD	-	-
2.2.305	IrTe ₂	72	21	MC2D	IrTe2	ESFD	-	-
2.2.278	AsI ₂ La ₂	72	41	MC2D	La2AsI2	ESFD	-	-
2.2.286	Br ₂ La ₂ P	72	41	MC2D	La2PBr2	ESFD	-	-
2.2.301	I ₂ La ₂ P	72	41	MC2D	La2PI2	ESFD	-	-
2.2.302	I ₂ La ₂ Sb	72	41	MC2D	La2SbI2	ESFD	-	-
2.2.276	As ₂ Li ₂ Nd	72	27	MC2D	Li2NdAs2	ESFD	-	-
2.2.277	As ₂ Li ₂ Pr	72	27	MC2D	Li2PrAs2	ESFD	-	-
2.2.306	Li ₂ P ₂ Pr	72	27	MC2D	Li2PrP2	ESFD	-	-
2.2.307	LiS ₄ Ti ₂	72	51	MC2D	LiTi2S4	ESFD	-	-
2.2.308	LiSe ₄ Ti ₂	72	51	MC2D	LiTi2Se4	ESFD	-	-
2.2.299	H ₆ Cl ₂ Cu ₃ MgO ₆	72	91	MC2D	MgCu3O6H6Cl2	ESFD	-	-
2.2.282	Bi ₂ MnTe ₄	72	67	MC2D	MnBi2Te4	ESFD	-	-
2.2.311	MnO ₂	72	25	MC2D	MnO2	ESFD	-	-
2.2.297	F ₂ Na	72	21	MC2D	NaF2	ESFD	-	-
2.2.292	CoNb ₂ S ₄	72	59	MC2D	Nb2CoS4	ESFD	-	-
2.2.294	CuNb ₂ S ₄	72	61	MC2D	Nb2CuS4	ESFD	-	-
2.2.310	MnNb ₂ S ₄	72	63	MC2D	Nb2MnS4	ESFD	-	-
2.2.313	NbS ₂	72	25	MC2D	NbS2	ESFD	-	-
2.2.314	NbSe ₂	72	25	MC2D	NbSe2-CdI2	ESFD	-	-
2.2.315	NbTe ₂	72	25	MC2D	NbTe2	ESFD	-	-
2.2.309	LuO ₈ P ₂	72	67	MC2D	P2O8Lu	ESFD	-	-
2.2.319	RhTe ₂	72	27	MC2D	RhTe2	ESFD	-	-
2.2.289	Br ₉ Sb ₂	72	73	MC2D	Sb2Br9	ESFD	-	-
2.2.291	Cl ₂ NSc ₂	72	41	MC2D	Sc2NCl2	ESFD	-	-
2.2.279	AsSn ₂	72	33	MC2D	Sn2As	ESFD	-	-
2.2.316	PSn ₂	72	33	MC2D	Sn2P	ESFD	-	-
2.2.312	NSr ₂	72	25	MC2D	Sr2N	ESFD	-	-
2.2.320	S ₂ Ta	72	23	MC2D	TaS2	ESFD	-	-
2.2.321	Se ₂ Ta	72	23	MC2D	TaSe2	ESFD	-	-
2.2.322	TaTe ₂	72	23	MC2D	TaTe2	ESFD	-	-
2.2.317	PTe ₂ Ti ₂	72	41	MC2D	Ti2PTe2	ESFD	-	-
2.2.318	PTe ₂ Zr ₂	72	41	MC2D	Zr2PTe2	ESFD	-	-
2.2.323	As ₃ O ₉ Pb ₅	74	139	MC2D	Pb5As3O9	ESFD	-	-
2.2.324	O ₇ Sb ₅	74	67	MC2D	Sb5O7	ESFD	-	-
2.2.325	AsSe ₂	78	17	MC2D	AsSe2	ESFD	-	-
2.2.327	Cu ₃ Se ₃	78	51	MC2D	CuSe	ESFD	-	-
2.2.328	GdI ₂	78	23	MC2D	GdI2	ESFD	-	-
2.2.326	C ₂ NaO ₇ Pb ₂	78	85	MC2D	NaPb2C2O7	ESFD	-	-
2.2.331	NbS ₂	78	25	MC2D	NbS2-MoS2	ESFD	-	-
2.2.332	NbSe ₂	78	25	MC2D	NbSe2	ESFD	-	-
2.2.333	Ni ₂ SbTe ₂	78	37	MC2D	Ni2SbTe2	ESFD	-	-
2.2.329	I ₂ Pr	78	25	MC2D	PrI2	ESFD	-	-
2.2.330	N ₂ Re	78	17	MC2D	ReN2	ESFD	-	-
2.2.334	ReS ₂	78	19	MC2D	ReS2	ESFD	-	-
2.2.335	ReSe ₂	78	19	MC2D	ReSe2	ESFD	-	-
2.2.336	S ₂ Ta	78	23	MC2D	TaS2-MoS2	ESFD	-	-
2.2.337	Se ₂ Ta	78	23	MC2D	TaSe2-MoS2	ESFD	-	-
2.2.338	In	80	13	MC2D	In	ESFD	-	-
2.2.339	K	80	9	MC2D	K	ESFD	-	-
2.2.340	Na	80	7	MC2D	Na	ESFD	-	-
2.2.341	Nd	80	11	MC2D	Nd	ESFD	-	-
2.2.342	Tl	80	13	MC2D	Tl	ESFD	-	-

D. Stable (C2DB)

TABLE S17: Stable (C2DB) topological semimetals

2D-TQC	Formula	LG	N. elec.	Source	Source ID	Topology (SOC)	Parent COD	Parent ICSD
2.3.2	AsBrI ₅ Sn	1	61	C2DB	1AsBrSnI5-1	ESFD	-	-
2.3.3	AsClI ₅ SeSn	1	45	C2DB	1AsClI5SeSn-1	ESFD	-	-
2.3.1	AsBr ₂ Se	1	25	C2DB	1AsSeBr2-1	ESFD	-	-
2.3.4	AuBr ₂ HfSe ₂	1	47	C2DB	1AuHfBr2Se2-1	ESFD	-	-
2.3.5	Br ₂ Cu ₃ Se ₂	1	59	C2DB	1Br2Se2Cu3-1	ESFD	-	-
2.3.7	BrCuIS	1	31	C2DB	1BrCuIS-1	ESFD	-	-
2.3.11	Cl ₃ CuGaS ₂	1	57	C2DB	1CuGaS2Cl3-1	ESFD	-	-
2.3.12	FOPd	1	23	C2DB	1FOPd-1	ESFD	-	-
2.3.13	GaGeSe ₂	1	39	C2DB	1GaGeSe2-1	ESFD	-	-
2.3.14	GeNaS ₂	1	33	C2DB	1GeNaS2-1	ESFD	-	-
2.3.6	Br ₅ GeSZr	1	67	C2DB	1GeSZrBr5-1	ESFD	-	-
2.3.15	HS ₃ Sn	1	33	C2DB	1HSnS3-1	ESFD	-	-
2.3.9	Cl ₂ HgTl	1	39	C2DB	1HgTlCl2-1	ESFD	-	-
2.3.8	Cl ₂ Hf ₄ IN ₂ O ₃	1	89	C2DB	1ICl2N2O3Hf4-1	ESFD	-	-
2.3.16	INiSeTe	1	29	C2DB	1INiSeTe-1	ESFD	-	-
2.3.18	IrNi ₃ S ₃ Se ₅	1	87	C2DB	1IrNi3S3Se5-1	ESFD	-	-
2.3.19	NbNi ₃ Se ₆	1	79	C2DB	1NbNi3Se6-1	ESFD	-	-
2.3.20	NiPS ₃	1	33	C2DB	1NiPS3-1	ESFD	-	646140
2.3.23	SbSiTe ₄	1	33	C2DB	1SbSiTe4-1	ESFD	-	-
2.3.10	Cl ₃ Cu ₂ I ₂ Se	1	63	C2DB	1SeCu2I2Cl3-1	ESFD	-	-
2.3.17	Ir ₅ Se ₁₀	1	105	C2DB	5IrSe2-1	ESFD	-	-
2.3.21	Rh ₅ S ₁₀	1	135	C2DB	5RhS2-1	ESFD	-	-
2.3.22	Rh ₅ Se ₁₀	1	135	C2DB	5RhSe2-1	ESFD	-	-
2.3.24	AgAu ₂ Br ₂ Se ₂	2	59	C2DB	1AgAu2Br2Se2-1	ESFD	-	-
2.3.26	AuF ₆ Pb	2	67	C2DB	1AuPbF6-1	ESFD	-	-
2.3.27	AuSe ₄ Tl ₂	2	61	C2DB	1AuTl2Se4-1	ESFD	-	-
2.3.25	Au ₃ Br ₂ S ₂	2	59	C2DB	1Br2S2Au3-1	ESFD	-	-
2.3.29	CuI ₂ O ₂	2	37	C2DB	1CuI2O2-1	ESFD	-	-
2.3.28	Br ₄ HgTl	2	53	C2DB	1HgTlBr4-1	ESFD	-	-
2.3.34	Ir ₂ S ₆	5	54	C2DB	2IrS3-1	ES	-	-
2.3.32	H ₆ N ₂ S ₆ Sb ₂ Sn ₂	5	90	C2DB	2NSbSnH3S3-1	ES	-	-
2.3.30	Br ₂ O ₂ Ti ₂	5	50	C2DB	4BrOTi-1	ES	-	-
2.3.31	Cl ₂ O ₂ Ti ₂	5	50	C2DB	4ClOTi-1	ES	-	-
2.3.33	I ₂ O ₂ Ti ₂	5	50	C2DB	4IOTi-1	ES	-	-
2.3.35	C ₄ H ₈ CoN ₂ S ₄	6	67	C2DB	1CoN2C4S4H8-1	ESFD	-	-
2.3.36	H ₂ Zn ₂	7	26	C2DB	2HZn-1	ESFD	-	-
2.3.37	Co ₂ Se ₆	9	54	C2DB	2CoSe3-2	ES	-	-
2.3.38	As ₂ AuCrTe ₆	10	69	C2DB	1AuCrAs2Te6-1	ESFD	-	-
2.3.43	LiP ₂ PdSe ₆	10	59	C2DB	1LiPdP2Se6-1	ESFD	-	-
2.3.40	I ₂ MnPd	10	37	C2DB	1MnPdI2-1	ESFD	-	-
2.3.44	NaP ₂ PdS ₆	10	63	C2DB	1NaPdP2S6-1	ESFD	-	-
2.3.39	H ₆ Cu ₂ Re	10	35	C2DB	1ReCu2H6-1	ESFD	-	-
2.3.41	Ir ₅ S ₁₀	10	105	C2DB	5IrS2-1	ESFD	-	-
2.3.42	Ir ₅ Te ₁₀	10	105	C2DB	5IrTe2-1	ESFD	-	189405
2.3.45	Rh ₅ Te ₁₀	10	135	C2DB	5RhTe2-1	ESFD	-	-
2.3.47	AgBrCuTe	11	35	C2DB	1AgBrCuTe-1	ESFD	-	-
2.3.48	AgGeI ₂	11	39	C2DB	1AgGeI2-1	ESFD	-	-
2.3.46	AgBr ₂ HfS ₂	11	47	C2DB	1AgHfBr2S2-1	ESFD	-	-
2.3.49	AsBr ₂ PbSe ₂	11	45	C2DB	1AsPbBr2Se2-1	ESFD	-	-
2.3.53	BrCoISe ₂ Ti	11	47	C2DB	1BrCoITiSe2-1	ESFD	-	-
2.3.54	BrCuGeI	11	39	C2DB	1BrCuGeI-1	ESFD	-	-
2.3.50	Br ₂ CdCuTe ₂	11	49	C2DB	1CdCuBr2Te2-1	ESFD	-	-
2.3.51	Br ₂ CoHfS ₂	11	45	C2DB	1CoHfBr2S2-1	ESFD	-	-
2.3.55	CuNi ₃ Se ₅ Te ₃	11	89	C2DB	1CuNi3Te3Se5-1	ESFD	-	-
2.3.52	Br ₂ GaS ₆ Sn ₃	11	105	C2DB	1GaBr2Sn3S6-1	ESFD	-	-

TABLE S17: Stable (C2DB) topological semimetals

2D-TQC	Formula	LG	N. elec.	Source	Source ID	Topology (SOC)	Parent COD	Parent ICSD
2.3.56	GaGeI ₂	11	41	C2DB	1GaGeI2-1	ESFD	-	-
2.3.57	MnSe ₂ Sn	11	39	C2DB	1MnSnSe2-1	ESFD	-	-
2.3.58	Nb ₃ Ni ₃ Se ₁₄	11	153	C2DB	1Nb3Ni3Se14-1	ESFD	-	-
2.3.59	Nb ₃ Pd ₃ S ₁₄	11	153	C2DB	1Nb3Pd3S14-1	ESFD	-	-
2.3.60	Nb ₃ Pd ₃ Se ₁₄	11	153	C2DB	1Nb3Pd3Se14-1	ESFD	-	-
2.3.61	Nb ₃ Pd ₃ Te ₁₄	11	153	C2DB	1Nb3Pd3Te14-1	ESFD	-	-
2.3.62	Nb ₃ Pt ₃ S ₁₄	11	153	C2DB	1Nb3Pt3S14-1	ESFD	-	-
2.3.63	Ni ₃ S ₁₄ Ta ₃	11	147	C2DB	1Ni3Ta3S14-1	ESFD	-	-
2.3.64	Ni ₃ Se ₁₄ Ta ₃	11	147	C2DB	1Ni3Ta3Se14-1	ESFD	-	-
2.3.65	Pd ₃ S ₁₄ Ta ₃	11	147	C2DB	1Pd3Ta3S14-1	ESFD	-	-
2.3.66	Pd ₃ Se ₁₄ Ta ₃	11	147	C2DB	1Pd3Ta3Se14-1	ESFD	-	-
2.3.67	Pd ₃ Ta ₃ Te ₁₄	11	147	C2DB	1Pd3Ta3Te14-1	ESFD	-	73313
2.3.68	Pt ₃ S ₁₄ Ta ₃	11	147	C2DB	1Pt3Ta3S14-1	ESFD	-	-
2.3.69	Pt ₃ Se ₁₄ Ta ₃	11	147	C2DB	1Pt3Ta3Se14-1	ESFD	-	-
2.3.70	Pt ₃ Ta ₃ Te ₁₄	11	147	C2DB	1Pt3Ta3Te14-1	ESFD	-	-
2.3.71	AgBrClS	13	31	C2DB	1AgBrClS-1	ESFD	-	-
2.3.72	AgBrIS	13	31	C2DB	1AgBrIS-1	ESFD	-	-
2.3.74	AgPbSe ₂	13	37	C2DB	1AgPbSe2-1	ESFD	-	-
2.3.73	AgI ₂ Se	13	31	C2DB	1AgSeI2-1	ESFD	-	-
2.3.75	AuGeSe ₂	13	37	C2DB	1AuGeSe2-1	ESFD	-	-
2.3.77	Br ₃ Hf ₄ S ₅	13	91	C2DB	1Br3Hf4S5-1	ESFD	-	-
2.3.80	BrHfOTe	13	29	C2DB	1BrHfOTe-1	ESFD	-	-
2.3.81	BrIRh	13	29	C2DB	1BrIRh-1	ESFD	-	-
2.3.82	BrIn ₂ S	13	39	C2DB	1BrIn2-1	ESFD	-	-
2.3.83	ClNiS	13	23	C2DB	1ClNiS-1	ESFD	-	-
2.3.84	ClPdS	13	23	C2DB	1ClPdS-1	ESFD	-	-
2.3.85	CoNi ₂ Se ₄	13	53	C2DB	1CoNi2Se4-1	ESFD	-	-
2.3.86	CoNiS ₂	13	31	C2DB	1CoNiS2-1	ESFD	-	-
2.3.88	FRuS	13	27	C2DB	1FRuS-1	ESFD	-	-
2.3.89	GaGeTe ₂	13	39	C2DB	1GaGeTe2-1	ESFD	-	-
2.3.76	Br ₃ GeHf ₃ Te ₅	13	95	C2DB	1GeBr3Hf3Te5-1	ESFD	-	-
2.3.90	HNiO ₂	13	23	C2DB	1HNiO2-1	ESFD	-	-
2.3.91	HNiS ₂	13	23	C2DB	1HNiS2-1	ESFD	-	-
2.3.92	HgSSeTl	13	37	C2DB	1HgSSeTl-1	ESFD	-	-
2.3.94	IPdSTe	13	29	C2DB	1IPdSTe-1	ESFD	-	-
2.3.95	InPbTe ₂	13	39	C2DB	1InPbTe2-1	ESFD	-	-
2.3.96	InPdSe ₂	13	35	C2DB	1InPdSe2-1	ESFD	-	-
2.3.97	MnS ₂ Zn	13	37	C2DB	1MnZnS2-1	ESFD	-	-
2.3.98	NbSe ₂ Zr	13	37	C2DB	1NbZrSe2-1	ESFD	-	-
2.3.93	I ₂ In ₃ S	13	59	C2DB	1SI2In3-1	ESFD	-	-
2.3.78	Br ₃ Nb ₂ O ₂ Se	13	65	C2DB	1SeNb2O2Br3-1	ESFD	-	-
2.3.79	Br ₄ S ₂ TaZr	13	63	C2DB	1TaZrS2Br4-1	ESFD	-	-
2.3.87	FS ₃ Zr ₂	13	49	C2DB	2FZr2S3-1	ESFD	-	-
2.3.99	AgBr ₈ Ge ₃	14	109	C2DB	1AgGe3Br8-1	ESFD	-	-
2.3.100	AgI ₄ Pb	14	53	C2DB	1AgPbI4-1	ESFD	-	-
2.3.101	AuF ₂	14	25	C2DB	1AuF2-1	ESFD	-	-
2.3.102	NbSe ₈ Zr ₃	14	97	C2DB	1NbZr3Se8-1	ESFD	-	-
2.3.106	Cl ₂ Ni ₂ S ₄	15	58	C2DB	2ClNiS2-1	ESFD	-	-
2.3.107	Cl ₂ Ni ₂ Se ₄	15	58	C2DB	2ClNiSe2-1	ESFD	-	-
2.3.108	Cl ₂ Ni ₂ Te ₄	15	58	C2DB	2ClNiTe2-1	ESFD	-	-
2.3.109	Cl ₂ Pd ₂ S ₄	15	58	C2DB	2ClPdS2-1	ESFD	-	-
2.3.110	Cl ₂ Pd ₂ Se ₄	15	58	C2DB	2ClPdSe2-1	ESFD	-	-
2.3.111	Cl ₂ Pd ₂ Te ₄	15	58	C2DB	2ClPdTe2-1	ESFD	-	-
2.3.115	Co ₂ S ₄	15	42	C2DB	2CoS2-1	ESFD	-	-
2.3.116	Co ₂ Se ₄	15	42	C2DB	2CoSe2-1	ESFD	-	-
2.3.117	Co ₂ Te ₄	15	42	C2DB	2CoTe2-1	ESFD	-	625401
2.3.118	Co ₂ Te ₆	15	54	C2DB	2CoTe3-2	ESFD	-	-
2.3.119	F ₂ Ni ₂ O ₄	15	58	C2DB	2FNiO2-1	ESFD	-	-

TABLE S17: Stable (C2DB) topological semimetals

2D-TQC	Formula	LG	N. elec.	Source	Source ID	Topology (SOC)	Parent COD	Parent ICSD
2.3.120	F ₂ Ni ₂ S ₄	15	58	C2DB	2FNiS2-1	ESFD	-	-
2.3.121	F ₂ Ni ₂ Se ₄	15	58	C2DB	2FNiSe2-1	ESFD	-	-
2.3.122	F ₂ Pd ₂ Se ₄	15	58	C2DB	2FPdSe2-1	ESFD	-	-
2.3.124	H ₂ Ni ₂ O ₄	15	46	C2DB	2HNiO2-1	ESFD	-	-
2.3.125	H ₂ Ni ₂ S ₄	15	46	C2DB	2HNiS2-1	ESFD	-	-
2.3.126	H ₂ Ni ₂ Se ₄	15	46	C2DB	2HNiSe2-1	ESFD	-	-
2.3.127	H ₂ Pd ₂ S ₄	15	46	C2DB	2HPdS2-1	ESFD	-	-
2.3.128	H ₂ Pd ₂ Se ₄	15	46	C2DB	2HPdSe2-1	ESFD	-	-
2.3.134	Ir ₂ O ₄	15	42	C2DB	2IrO2-1	ESFD	-	-
2.3.135	Ir ₂ S ₄	15	42	C2DB	2IrS2-1	ESFD	-	-
2.3.136	Ir ₂ Se ₄	15	42	C2DB	2IrSe2-1	ESFD	-	-
2.3.137	Ir ₂ Se ₆	15	54	C2DB	2IrSe3-2	ESFD	-	-
2.3.138	Ir ₂ Te ₄	15	42	C2DB	2IrTe2-1	ESFD	1526492	-
2.3.139	Ir ₂ Te ₆	15	54	C2DB	2IrTe3-2	ESFD	-	-
2.3.129	H ₆ Mo ₂	15	34	C2DB	2MoH3-1	ESFD	-	-
2.3.112	Cl ₄ Nb ₂	15	54	C2DB	2NbCl2-1	ESFD	-	-
2.3.131	I ₄ Nb ₂	15	54	C2DB	2NbI2-1	ESFD	-	-
2.3.142	Nb ₂ Ni ₄ S ₆	15	102	C2DB	2NbNi2S3-1	ESFD	-	-
2.3.143	Nb ₂ Ni ₄ Se ₆	15	102	C2DB	2NbNi2Se3-1	ESFD	-	-
2.3.144	Nb ₂ Ni ₄ Te ₆	15	102	C2DB	2NbNi2Te3-1	ESFD	-	-
2.3.140	Nb ₂ Ni ₂ Se ₆	15	82	C2DB	2NbNiSe3-1	ESFD	-	-
2.3.141	Nb ₂ Ni ₂ Te ₆	15	82	C2DB	2NbNiTe3-1	ESFD	-	-
2.3.145	Nb ₂ Os ₂ Se ₈	15	90	C2DB	2NbOsSe4-1	ESFD	-	-
2.3.146	Nb ₂ Os ₂ Te ₈	15	90	C2DB	2NbOsTe4-1	ESFD	-	656450
2.3.147	Nb ₂ Pd ₄ Se ₆	15	102	C2DB	2NbPd2Se3-1	ESFD	-	-
2.3.148	Nb ₂ Pd ₄ Te ₆	15	102	C2DB	2NbPd2Te3-1	ESFD	-	-
2.3.149	Nb ₂ Ru ₂ S ₈	15	102	C2DB	2NbRuS4-1	ESFD	-	-
2.3.150	Nb ₂ Ru ₂ Te ₈	15	102	C2DB	2NbRuTe4-1	ESFD	-	-
2.3.151	Ni ₂ Se ₆ Ta ₂	15	78	C2DB	2NiTaSe3-1	ESFD	-	-
2.3.152	Ni ₂ Ta ₂ Te ₆	15	78	C2DB	2NiTaTe3-1	ESFD	-	-
2.3.157	Os ₂ Ta ₂ Te ₈	15	86	C2DB	2OsTaTe4-1	ESFD	-	656454
2.3.156	O ₄ Re ₂	15	38	C2DB	2ReO2-1	ESFD	-	-
2.3.161	Re ₂ S ₄	15	38	C2DB	2ReS2-1	ESFD	-	-
2.3.162	Re ₂ Se ₄	15	38	C2DB	2ReSe2-1	ESFD	-	-
2.3.163	Re ₂ Te ₄	15	38	C2DB	2ReTe2-1	ESFD	-	-
2.3.164	Rh ₂ S ₄	15	54	C2DB	2RhS2-1	ESFD	-	-
2.3.165	Rh ₂ Se ₄	15	54	C2DB	2RhSe2-1	ESFD	-	-
2.3.166	Rh ₂ Te ₄	15	54	C2DB	2RhTe2-1	ESFD	-	-
2.3.167	Rh ₂ Te ₆	15	66	C2DB	2RhTe3-2	ESFD	-	-
2.3.168	Ru ₂ S ₈ Ta ₂	15	98	C2DB	2RuTaS4-1	ESFD	-	-
2.3.169	Ru ₂ Se ₈ Ta ₂	15	98	C2DB	2RuTaSe4-1	ESFD	-	-
2.3.170	Ru ₂ Ta ₂ Te ₈	15	98	C2DB	2RuTaTe4-1	ESFD	-	656452
2.3.103	Br ₄ Sc ₂	15	50	C2DB	2ScBr2-1	ESFD	-	-
2.3.113	Cl ₄ Sc ₂	15	50	C2DB	2ScCl2-1	ESFD	-	-
2.3.171	Sc ₂ Te ₆	15	58	C2DB	2ScTe3-1	ESFD	-	-
2.3.104	Br ₄ Ta ₂	15	50	C2DB	2TaBr2-1	ESFD	-	-
2.3.132	I ₄ Ta ₂	15	50	C2DB	2TaI2-1	ESFD	-	-
2.3.153	Ni ₄ S ₆ Ta ₂	15	98	C2DB	2TaNi2S3-1	ESFD	-	-
2.3.154	Ni ₄ Se ₆ Ta ₂	15	98	C2DB	2TaNi2Se3-1	ESFD	-	-
2.3.155	Ni ₄ Ta ₂ Te ₆	15	98	C2DB	2TaNi2Te3-1	ESFD	-	82605
2.3.158	Pd ₄ S ₆ Ta ₂	15	98	C2DB	2TaPd2S3-1	ESFD	-	-
2.3.159	Pd ₄ Se ₆ Ta ₂	15	98	C2DB	2TaPd2Se3-1	ESFD	-	-
2.3.160	Pd ₄ Ta ₂ Te ₆	15	98	C2DB	2TaPd2Te3-1	ESFD	-	-
2.3.130	H ₆ W ₂	15	34	C2DB	2WH3-1	ESFD	-	247596
2.3.105	Br ₄ Y ₂	15	50	C2DB	2YBr2-1	ESFD	-	-
2.3.114	Cl ₄ Y ₂	15	50	C2DB	2YCl2-1	ESFD	-	-
2.3.123	F ₄ Y ₂	15	50	C2DB	2YF2-1	ESFD	-	-
2.3.133	I ₄ Y ₂	15	50	C2DB	2YI2-1	ESFD	-	-

TABLE S17: Stable (C2DB) topological semimetals

2D-TQC	Formula	LG	N. elec.	Source	Source ID	Topology (SOC)	Parent COD	Parent ICSD
2.3.172	Ir ₂ Pd ₂ Se ₈	16	86	C2DB	2IrPdSe4-1	ESFD	-	-
2.3.173	Ag ₂ S ₄	17	46	C2DB	2AgS2-1	ESFD	-	-
2.3.174	Ag ₂ Se ₄	17	46	C2DB	2AgSe2-1	ESFD	-	-
2.3.175	Ag ₂ Te ₄	17	46	C2DB	2AgTe2-1	ESFD	-	-
2.3.176	Au ₂ Cl ₄	17	50	C2DB	2AuCl2-1	ESFD	-	-
2.3.177	Au ₂ F ₄	17	50	C2DB	2AuF2-1	ESFD	-	-
2.3.178	Au ₂ S ₄	17	46	C2DB	2AuS2-1	ESFD	-	-
2.3.179	Au ₂ Se ₄	17	46	C2DB	2AuSe2-1	ESFD	-	-
2.3.180	Au ₂ Te ₄	17	46	C2DB	2AuTe2-1	ESFD	-	-
2.3.181	Cu ₂ S ₄	17	46	C2DB	2CuS2-1	ESFD	-	-
2.3.182	Cu ₂ Se ₄	17	46	C2DB	2CuSe2-1	ESFD	-	-
2.3.183	Cu ₂ Te ₄	17	46	C2DB	2CuTe2-1	ESFD	-	-
2.3.202	H ₂ AuS ₂	18	25	C2DB	1AuH2S2-1	ESFD	-	-
2.3.194	BNb ₂ Te ₂	18	41	C2DB	1BNb2Te2-1	ESFD	-	-
2.3.195	BTa ₂ Te ₂	18	37	C2DB	1BTa2Te2-1	ESFD	-	-
2.3.200	CuNa ₂ O ₂	18	37	C2DB	1CuNa2O2-1	ESFD	-	-
2.3.203	H ₂ InS ₂	18	27	C2DB	1InH2S2-1	ESFD	-	-
2.3.204	H ₂ MnS ₂	18	27	C2DB	1MnH2S2-1	ESFD	-	-
2.3.184	AgBr ₂	18	25	C2DB	2AgBr2-2	ESFD	-	-
2.3.185	AgI ₂	18	25	C2DB	2AgI2-2	ESFD	-	-
2.3.186	AgO ₆ Sb ₂	18	57	C2DB	2AgSb2O6-1	ESFD	-	-
2.3.187	AgTe ₂	18	23	C2DB	2AgTe2-2	ESFD	-	-
2.3.188	AlS ₂	18	15	C2DB	2AlS2-2	ESFD	-	-
2.3.189	AlSe ₂	18	15	C2DB	2AlSe2-1	ESFD	-	-
2.3.190	AlTe ₂	18	15	C2DB	2AlTe2-1	ESFD	-	-
2.3.191	AuBr ₂	18	25	C2DB	2AuBr2-1	ESFD	-	-
2.3.192	AuI ₂	18	25	C2DB	2AuI2-2	ESFD	-	-
2.3.193	AuO ₆ Sb ₂	18	57	C2DB	2AuSb2O6-1	ESFD	-	-
2.3.196	CuI ₂	18	25	C2DB	2CuI2-2	ESFD	-	-
2.3.197	CuO ₆ Sb ₂	18	57	C2DB	2CuSb2O6-1	ESFD	9012740	-
2.3.198	CuSe ₂	18	23	C2DB	2CuSe2-2	ESFD	-	-
2.3.199	CuTe ₂	18	23	C2DB	2CuTe2-2	ESFD	-	-
2.3.201	GaTe ₂	18	25	C2DB	2GaTe2-2	ESFD	-	-
2.3.205	InTe ₂	18	25	C2DB	2InTe2-1	ESFD	-	-
2.3.207	S ₂ Tl	18	25	C2DB	2TlS2-2	ESFD	-	-
2.3.208	Se ₂ Tl	18	25	C2DB	2TlSe2-1	ESFD	-	-
2.3.206	Nb ₃ Te ₆	18	75	C2DB	3NbTe2-1	ESFD	2310357	-
2.3.209	Ta ₃ Te ₆	18	69	C2DB	3TaTe2-1	ESFD	-	-
2.3.210	AgAuTe	23	35	C2DB	1AgAuTe-1	ESFD	-	-
2.3.211	AgSeTe	23	23	C2DB	1AgSeTe-1	ESFD	-	-
2.3.213	AlBrClNiO ₂	23	39	C2DB	1AlBrClNiO2-1	ESFD	-	-
2.3.212	AlBr ₂ NiS ₂	23	39	C2DB	1AlNiBr2S2-1	ESFD	-	-
2.3.219	BrCoINiS ₂	23	45	C2DB	1BrCoINiS2-1	ESFD	-	-
2.3.220	BrFeNiTe	23	31	C2DB	1BrFeNiTe-1	ESFD	-	-
2.3.221	BrIrRuSe ₂	23	49	C2DB	1BrIrRuSe2-1	ESFD	-	-
2.3.222	BrINOZr ₂	23	49	C2DB	1BrINOZr2-1	ESFD	-	-
2.3.224	BrOSeW	23	33	C2DB	1BrOSeW-1	ESFD	-	-
2.3.223	BrNi ₂ OTe	23	39	C2DB	1BrOTeNi2-1	ESFD	-	-
2.3.225	Cl ₂ CuFeOSe	23	45	C2DB	1CuFeOSeCl2-1	ESFD	-	-
2.3.228	FOPt	23	23	C2DB	1FOPt-1	ESFD	-	-
2.3.214	Br ₂ HfN ₂ Nb	23	47	C2DB	1HfNbBr2N2-1	ESFD	-	-
2.3.215	Br ₂ HfSScSe	23	47	C2DB	1HfSScSeBr2-1	ESFD	-	-
2.3.227	F ₂ IPd	23	31	C2DB	1IPdF2-1	ESFD	-	-
2.3.234	InSTe	23	25	C2DB	1InSTe-1	ESFD	-	-
2.3.229	I ₂ IrNiSSe	23	45	C2DB	1IrNiSSeI2-1	ESFD	-	-
2.3.216	Br ₂ IrPdS ₂	23	45	C2DB	1IrPdBr2S2-1	ESFD	-	-
2.3.218	Br ₂ NOTi ₂	23	49	C2DB	1NOBr2Ti2-1	ESFD	-	-
2.3.231	I ₂ Na	23	21	C2DB	1NaI2-1	ESFD	-	-

TABLE S17: Stable (C2DB) topological semimetals

2D-TQC	Formula	LG	N. elec.	Source	Source ID	Topology (SOC)	Parent COD	Parent ICSD
2.3.217	Br ₂ N ₂ NbZr	23	49	C2DB	1NbZrBr2N2-1	ESFD	-	-
2.3.226	Cl ₂ NbS ₂ Zr	23	51	C2DB	1NbZrCl2S2-1	ESFD	-	-
2.3.232	I ₂ NbS ₂ Zr	23	51	C2DB	1NbZrI2S2-1	ESFD	-	-
2.3.233	I ₂ PdTi	23	37	C2DB	1PdTiI2-1	ESFD	-	-
2.3.230	I ₂ N ₂ VZr	23	49	C2DB	1VZrI2N2-1	ESFD	-	-
2.3.236	Br ₄ N ₃ OTi ₄	26	97	C2DB	1ON3Br4Ti4-1	ESFD	-	-
2.3.235	Br ₄ Ir ₃ PdS ₄	26	89	C2DB	1PdIr3Br4S4-1	ESFD	-	-
2.3.237	MoS ₄ V	27	51	C2DB	2MoVS4-1	ESFD	-	-
2.3.238	S ₄ VW	27	51	C2DB	2VWS4-1	ESFD	-	-
2.3.239	Ge ₂ S ₁₂ Ta ₆	29	166	C2DB	2GeTa3S6-1	ESFD	-	-
2.3.240	Nb ₆ S ₁₂ Si ₂	29	158	C2DB	2SiNb3S6-1	ESFD	-	-
2.3.241	Nb ₆ Se ₁₂ Si ₂	29	158	C2DB	2SiNb3Se6-1	ESFD	-	-
2.3.243	Nb ₆ Si ₂ Te ₁₂	29	158	C2DB	2SiNb3Te6-1	ESFD	1005010	-
2.3.244	S ₁₂ Si ₂ Ta ₆	29	146	C2DB	2SiTa3S6-1	ESFD	-	-
2.3.245	Se ₁₂ Si ₂ Ta ₆	29	146	C2DB	2SiTa3Se6-1	ESFD	-	-
2.3.247	Si ₂ Ta ₆ Te ₁₂	29	146	C2DB	2SiTa3Te6-1	ESFD	-	75617
2.3.242	Nb ₆ Se ₁₂ Sn ₂	29	178	C2DB	2SnNb3Se6-1	ESFD	-	-
2.3.246	Se ₁₂ Sn ₂ Ta ₆	29	166	C2DB	2SnTa3Se6-1	ESFD	-	-
2.3.248	Sn ₂ Ta ₆ Te ₁₂	29	166	C2DB	2SnTa3Te6-1	ESFD	-	-
2.3.249	Ir ₂ Te ₆	32	54	C2DB	2IrTe3-1	ESFD	-	-
2.3.250	As ₄ Ni ₈ Si ₄	33	116	C2DB	4AsSiNi2-1	ES	-	83753
2.3.251	AgBa ₂ I ₂ Se ₂	35	57	C2DB	1AgBa2I2Se2-1	ESFD	-	-
2.3.252	AlBr ₂ Pt ₅	35	67	C2DB	1AlBr2Pt5-1	ESFD	-	-
2.3.253	AuBa ₂ Cl ₂ S ₂	35	57	C2DB	1AuBa2Cl2S2-1	ESFD	-	-
2.3.254	AuBa ₂ I ₂ Se ₂	35	57	C2DB	1AuBa2I2Se2-1	ESFD	-	-
2.3.255	AuI ₂ S ₂ Sr ₂	35	57	C2DB	1AuI2S2Sr2-1	ESFD	-	-
2.3.257	C ₂ H ₂ Se ₂ V ₃	35	61	C2DB	1C2H2Se2V3-1	ESFD	-	-
2.3.258	Cl ₂ CuS ₂ Sr ₂	35	57	C2DB	1CuCl2S2Sr2-1	ESFD	-	-
2.3.256	Br ₂ GaPt ₅	35	77	C2DB	1GaBr2Pt5-1	ESFD	-	-
2.3.274	FeOSe ₂ V	37	39	C2DB	1FeOVSe2-1	ESFD	-	-
2.3.260	Br ₆ KMo ₂ O ₂	37	91	C2DB	1KMo2O2Br6-1	ESFD	-	-
2.3.268	Cl ₆ KMo ₂ O ₂	37	91	C2DB	1KMo2O2Cl6-1	ESFD	-	-
2.3.276	I ₆ KMo ₂ O ₂	37	91	C2DB	1KMo2O2I6-1	ESFD	-	-
2.3.261	Br ₆ KMo ₂ S ₂	37	91	C2DB	1KMo2S2Br6-1	ESFD	-	-
2.3.262	Br ₆ KO ₂ W ₂	37	91	C2DB	1KO2W2Br6-1	ESFD	-	-
2.3.269	Cl ₆ KO ₂ W ₂	37	91	C2DB	1KO2W2Cl6-1	ESFD	-	-
2.3.277	I ₆ KO ₂ W ₂	37	91	C2DB	1KO2W2I6-1	ESFD	-	-
2.3.278	I ₆ KS ₂ W ₂	37	91	C2DB	1KS2W2I6-1	ESFD	-	-
2.3.263	Br ₆ LiMo ₂ O ₂	37	85	C2DB	1LiMo2O2Br6-1	ESFD	-	-
2.3.270	Cl ₆ LiMo ₂ O ₂	37	85	C2DB	1LiMo2O2Cl6-1	ESFD	-	-
2.3.279	I ₆ LiMo ₂ O ₂	37	85	C2DB	1LiMo2O2I6-1	ESFD	-	-
2.3.264	Br ₆ LiO ₂ W ₂	37	85	C2DB	1LiO2W2Br6-1	ESFD	-	-
2.3.271	Cl ₆ LiO ₂ W ₂	37	85	C2DB	1LiO2W2Cl6-1	ESFD	-	-
2.3.280	I ₆ LiO ₂ W ₂	37	85	C2DB	1LiO2W2I6-1	ESFD	-	-
2.3.284	MnSb ₄	37	33	C2DB	1MnSb4-1	ESFD	-	-
2.3.265	Br ₆ Mo ₂ NaO ₂	37	89	C2DB	1NaMo2O2Br6-1	ESFD	-	-
2.3.272	Cl ₆ Mo ₂ NaO ₂	37	89	C2DB	1NaMo2O2Cl6-1	ESFD	-	-
2.3.281	I ₆ Mo ₂ NaO ₂	37	89	C2DB	1NaMo2O2I6-1	ESFD	-	-
2.3.282	I ₆ Mo ₂ NaS ₂	37	89	C2DB	1NaMo2S2I6-1	ESFD	-	-
2.3.266	Br ₆ NaO ₂ W ₂	37	89	C2DB	1NaO2W2Br6-1	ESFD	-	408934
2.3.273	Cl ₆ NaO ₂ W ₂	37	89	C2DB	1NaO2W2Cl6-1	ESFD	-	-
2.3.283	I ₆ NaO ₂ W ₂	37	89	C2DB	1NaO2W2I6-1	ESFD	-	-
2.3.259	Br ₂ SV	37	33	C2DB	1SVBr2-1	ESFD	-	-
2.3.267	Cl ₂ SV	37	33	C2DB	1SVCl2-1	ESFD	-	-
2.3.275	I ₂ SV	37	33	C2DB	1SVI2-1	ESFD	-	-
2.3.285	Ag ₂ Cr ₂ O ₈	41	94	C2DB	2AgCrO4-1	ESFD	-	-
2.3.286	Ag ₂ Ge ₂ O ₆	41	86	C2DB	2AgGeO3-1	ESFD	-	-
2.3.287	Ag ₂ Ge ₂ S ₆	41	86	C2DB	2AgGeS3-1	ESFD	-	-

TABLE S17: Stable (C2DB) topological semimetals

2D-TQC	Formula	LG	N. elec.	Source	Source ID	Topology (SOC)	Parent COD	Parent ICSD
2.3.288	Ag ₂ S ₆ Sn ₂	41	86	C2DB	2AgSnS3-1	ESFD	-	-
2.3.290	Au ₂ Ge ₂ S ₆	41	86	C2DB	2AuGeS3-1	ESFD	-	-
2.3.300	Cu ₂ Ge ₂ S ₆	41	86	C2DB	2CuGeS3-1	ESFD	-	-
2.3.294	Co ₄ Nb ₂ Se ₄	41	86	C2DB	2NbCo2Se2-1	ESFD	-	-
2.3.301	Nb ₂ Ni ₂ S ₁₀	41	106	C2DB	2NbNiS5-1	ESFD	-	-
2.3.302	Nb ₂ Ni ₂ Se ₁₀	41	106	C2DB	2NbNiSe5-1	ESFD	-	-
2.3.303	Nb ₂ Ni ₂ Te ₁₀	41	106	C2DB	2NbNiTe5-1	ESFD	-	73316
2.3.311	Nb ₂ Pd ₄ Te ₄	41	90	C2DB	2NbPd2Te2-1	ESFD	-	-
2.3.307	Nb ₂ Pd ₂ S ₁₀	41	106	C2DB	2NbPdS5-1	ESFD	-	-
2.3.308	Nb ₂ Pd ₂ Se ₁₀	41	106	C2DB	2NbPdSe5-1	ESFD	-	-
2.3.309	Nb ₂ Pd ₂ Te ₁₀	41	106	C2DB	2NbPdTe5-1	ESFD	-	68103
2.3.312	Nb ₂ Pt ₂ S ₁₀	41	106	C2DB	2NbPtS5-1	ESFD	-	-
2.3.313	Nb ₂ Pt ₂ Se ₁₀	41	106	C2DB	2NbPtSe5-1	ESFD	-	-
2.3.314	Nb ₂ Pt ₂ Te ₁₀	41	106	C2DB	2NbPtTe5-1	ESFD	-	-
2.3.291	Co ₄ Nb ₂ S ₂ Se ₂	41	86	C2DB	2NbSSeCo2-1	ESFD	-	-
2.3.304	Nb ₂ Ni ₄ S ₂ Se ₂	41	90	C2DB	2NbSSeNi2-1	ESFD	-	-
2.3.292	Co ₄ Nb ₂ S ₂ Te ₂	41	86	C2DB	2NbSTeCo2-1	ESFD	-	-
2.3.305	Nb ₂ Ni ₄ S ₂ Te ₂	41	90	C2DB	2NbSTeNi2-1	ESFD	-	-
2.3.293	Co ₄ Nb ₂ Se ₂ Te ₂	41	86	C2DB	2NbSeTeCo2-1	ESFD	-	-
2.3.306	Nb ₂ Ni ₄ Se ₂ Te ₂	41	90	C2DB	2NbSeTeNi2-1	ESFD	-	-
2.3.310	Nb ₂ Pd ₄ Se ₂ Te ₂	41	90	C2DB	2NbSeTePd2-1	ESFD	-	-
2.3.318	Ni ₂ S ₁₀ Ta ₂	41	102	C2DB	2NiTaS5-1	ESFD	-	-
2.3.319	Ni ₂ Se ₁₀ Ta ₂	41	102	C2DB	2NiTaSe5-1	ESFD	-	-
2.3.320	Ni ₂ Ta ₂ Te ₁₀	41	102	C2DB	2NiTaTe5-1	ESFD	-	73314
2.3.327	Pd ₂ S ₁₀ Ta ₂	41	102	C2DB	2PdTaS5-1	ESFD	-	-
2.3.328	Pd ₂ Se ₁₀ Ta ₂	41	102	C2DB	2PdTaSe5-1	ESFD	-	-
2.3.329	Pd ₂ Ta ₂ Te ₁₀	41	102	C2DB	2PdTaTe5-1	ESFD	-	-
2.3.332	Pt ₂ S ₁₀ Ta ₂	41	102	C2DB	2PtTaS5-1	ESFD	-	-
2.3.333	Pt ₂ Se ₁₀ Ta ₂	41	102	C2DB	2PtTaSe5-1	ESFD	-	-
2.3.334	Pt ₂ Ta ₂ Te ₁₀	41	102	C2DB	2PtTaTe5-1	ESFD	-	71292
2.3.295	Co ₄ S ₂ Se ₂ Ta ₂	41	82	C2DB	2SSeTaCo2-1	ESFD	-	-
2.3.321	Ni ₄ S ₂ Se ₂ Ta ₂	41	86	C2DB	2SSeTaNi2-1	ESFD	-	-
2.3.296	Co ₄ S ₂ Ta ₂ Te ₂	41	82	C2DB	2STaTeCo2-1	ESFD	-	-
2.3.322	Ni ₄ S ₂ Ta ₂ Te ₂	41	86	C2DB	2STaTeNi2-1	ESFD	-	-
2.3.298	Co ₄ Se ₂ Ta ₂ Te ₂	41	82	C2DB	2SeTaTeCo2-1	ESFD	-	-
2.3.323	Ni ₄ Se ₂ Ta ₂ Te ₂	41	86	C2DB	2SeTaTeNi2-1	ESFD	-	86174
2.3.330	Pd ₄ Se ₂ Ta ₂ Te ₂	41	86	C2DB	2SeTaTePd2-1	ESFD	-	-
2.3.297	Co ₄ S ₄ Ta ₂	41	82	C2DB	2TaCo2S2-1	ESFD	-	-
2.3.299	Co ₄ Se ₄ Ta ₂	41	82	C2DB	2TaCo2Se2-1	ESFD	-	-
2.3.324	Ni ₄ Se ₄ Ta ₂	41	86	C2DB	2TaNi2Se2-1	ESFD	-	-
2.3.325	Ni ₄ Ta ₂ Te ₄	41	86	C2DB	2TaNi2Te2-1	ESFD	1541056	-
2.3.331	Pd ₄ Ta ₂ Te ₄	41	86	C2DB	2TaPd2Te2-1	ESFD	-	-
2.3.315	Nb ₂ Ni ₄ S ₄	41	90	C2DB	4NbNi2S2-1	ESFD	-	-
2.3.316	Nb ₂ Ni ₄ Se ₄	41	90	C2DB	4NbNi2Se2-1	ESFD	-	-
2.3.317	Nb ₂ Ni ₄ Te ₄	41	90	C2DB	4NbNi2Te2-1	ESFD	-	-
2.3.326	Ni ₄ S ₄ Ta ₂	41	86	C2DB	4TaNi2S2-1	ESFD	-	-
2.3.335	Ag ₂ Se ₂	46	34	C2DB	2AgSe-2	ESFD	-	-
2.3.336	Ag ₂ Te ₂	46	34	C2DB	2AgTe-1	ESFD	-	-
2.3.337	Au ₂ Te ₂	46	34	C2DB	2AuTe-2	ESFD	-	-
2.3.338	Br ₂ Co ₂ N ₂	46	42	C2DB	2BrCoN-1	ESFD	-	-
2.3.340	Br ₂ Ge ₂ Se ₂	46	54	C2DB	2BrGeSe-1	ESFD	-	-
2.3.339	Br ₂ Ge ₂ S ₂	46	54	C2DB	2BrGeS-1	ESFD	-	-
2.3.341	Br ₂ Hf ₂ O ₂	46	46	C2DB	2BrHfO-1	ESFD	-	-
2.3.343	Br ₂ Hf ₂ Se ₂	46	46	C2DB	2BrHfSe-1	ESFD	-	-
2.3.342	Br ₂ Hf ₂ S ₂	46	46	C2DB	2BrHfS-1	ESFD	-	-
2.3.344	Br ₂ Hf ₂ Te ₂	46	46	C2DB	2BrHfTe-1	ESFD	-	-
2.3.345	Br ₂ Li ₂ N ₂ Ti ₂	46	54	C2DB	2BrLiNTi-1	ESFD	-	-
2.3.346	Br ₂ N ₂ Nb ₂	46	50	C2DB	2BrNNb-1	ESFD	-	-

TABLE S17: Stable (C2DB) topological semimetals

2D-TQC	Formula	LG	N. elec.	Source	Source ID	Topology (SOC)	Parent COD	Parent ICSD
2.3.347	Br ₂ N ₂ Ta ₂	46	46	C2DB	2BrNTa-1	ESFD	-	-
2.3.349	Br ₂ Ni ₂ Se ₂	46	46	C2DB	2BrNiSe-1	ESFD	-	-
2.3.348	Br ₂ Ni ₂ S ₂	46	46	C2DB	2BrNiS-1	ESFD	-	-
2.3.350	Br ₂ Ni ₂ Te ₂	46	46	C2DB	2BrNiTe-1	ESFD	-	-
2.3.351	Br ₂ O ₂ Pb ₂	46	54	C2DB	2BrOPb-1	ESFD	-	-
2.3.352	Br ₂ O ₂ Pd ₂	46	46	C2DB	2BrOPd-1	ESFD	-	-
2.3.353	Br ₂ O ₂ Ru ₂	46	54	C2DB	2BrORu-1	ESFD	-	-
2.3.354	Br ₂ O ₂ Ti ₂	46	50	C2DB	2BrOTi-1	ESFD	1523160	-
2.3.355	Br ₂ O ₂ Zr ₂	46	50	C2DB	2BrOZr-1	ESFD	-	-
2.3.357	Br ₂ Os ₂ Se ₂	46	42	C2DB	2BrOsSe-1	ESFD	-	-
2.3.356	Br ₂ Os ₂ S ₂	46	42	C2DB	2BrOsS-1	ESFD	-	-
2.3.359	Br ₂ Pd ₂ Se ₂	46	46	C2DB	2BrPdSe-1	ESFD	-	-
2.3.358	Br ₂ Pd ₂ S ₂	46	46	C2DB	2BrPdS-1	ESFD	-	-
2.3.360	Br ₂ Pd ₂ Te ₂	46	46	C2DB	2BrPdTe-1	ESFD	-	-
2.3.362	Br ₂ Pt ₂ Se ₂	46	46	C2DB	2BrPtSe-1	ESFD	-	-
2.3.361	Br ₂ Pt ₂ S ₂	46	46	C2DB	2BrPtS-1	ESFD	-	-
2.3.363	Br ₂ Pt ₂ Te ₂	46	46	C2DB	2BrPtTe-1	ESFD	-	-
2.3.365	Br ₂ Ru ₂ Se ₂	46	54	C2DB	2BrRuSe-1	ESFD	-	-
2.3.364	Br ₂ Ru ₂ S ₂	46	54	C2DB	2BrRuS-1	ESFD	-	-
2.3.366	Br ₂ S ₂ Sn ₂	46	54	C2DB	2BrSSn-1	ESFD	-	-
2.3.367	Br ₂ S ₂ Ti ₂	46	50	C2DB	2BrSTi-1	ESFD	-	-
2.3.368	Br ₂ S ₂ Zr ₂	46	50	C2DB	2BrSZr-1	ESFD	-	-
2.3.369	Br ₂ Se ₂ Sn ₂	46	54	C2DB	2BrSeSn-1	ESFD	-	-
2.3.370	Br ₂ Se ₂ Ti ₂	46	50	C2DB	2BrSeTi-1	ESFD	-	-
2.3.371	Br ₂ Se ₂ Zr ₂	46	50	C2DB	2BrSeZr-1	ESFD	-	-
2.3.372	Br ₂ Te ₂ Zr ₂	46	50	C2DB	2BrTeZr-1	ESFD	-	-
2.3.373	Cl ₂ Co ₂ N ₂	46	42	C2DB	2ClCoN-1	ESFD	-	-
2.3.375	Cl ₂ Ge ₂ Se ₂	46	54	C2DB	2ClGeSe-1	ESFD	-	-
2.3.374	Cl ₂ Ge ₂ S ₂	46	54	C2DB	2ClGeS-1	ESFD	-	-
2.3.376	Cl ₂ Hf ₂ O ₂	46	46	C2DB	2ClHfO-1	ESFD	-	-
2.3.378	Cl ₂ Hf ₂ Se ₂	46	46	C2DB	2ClHfSe-1	ESFD	-	-
2.3.377	Cl ₂ Hf ₂ S ₂	46	46	C2DB	2ClHfS-1	ESFD	-	-
2.3.379	Cl ₂ Hf ₂ Te ₂	46	46	C2DB	2ClHfTe-1	ESFD	-	-
2.3.380	Cl ₂ Ir ₂ N ₂	46	42	C2DB	2ClIrN-1	ESFD	-	-
2.3.381	Cl ₂ Li ₂ N ₂ Ti ₂	46	54	C2DB	2ClLiNTi-1	ESFD	-	261526
2.3.382	Cl ₂ N ₂ Nb ₂	46	50	C2DB	2ClNNb-1	ESFD	-	-
2.3.383	Cl ₂ N ₂ Ta ₂	46	46	C2DB	2ClNTa-1	ESFD	-	-
2.3.384	Cl ₂ N ₂ V ₂	46	50	C2DB	2ClNV-1	ESFD	-	-
2.3.386	Cl ₂ Ni ₂ Se ₂	46	46	C2DB	2ClNiSe-1	ESFD	-	-
2.3.385	Cl ₂ Ni ₂ S ₂	46	46	C2DB	2ClNiS-1	ESFD	-	-
2.3.387	Cl ₂ Ni ₂ Te ₂	46	46	C2DB	2ClNiTe-1	ESFD	-	-
2.3.388	Cl ₂ O ₂ Pb ₂	46	54	C2DB	2ClOPb-1	ESFD	-	-
2.3.389	Cl ₂ O ₂ Pd ₂	46	46	C2DB	2ClOPd-1	ESFD	-	-
2.3.390	Cl ₂ O ₂ Ru ₂	46	54	C2DB	2ClORu-1	ESFD	-	-
2.3.391	Cl ₂ O ₂ Ti ₂	46	50	C2DB	2ClOTi-1	ESFD	1534961	155833
2.3.392	Cl ₂ O ₂ Zr ₂	46	50	C2DB	2ClOZr-1	ESFD	-	-
2.3.393	Cl ₂ Os ₂ S ₂	46	42	C2DB	2ClOsS-1	ESFD	-	-
2.3.394	Cl ₂ Pd ₂ S ₂	46	46	C2DB	2ClPdS-1	ESFD	-	-
2.3.395	Cl ₂ Pd ₂ Te ₂	46	46	C2DB	2ClPdTe-1	ESFD	-	-
2.3.397	Cl ₂ Pt ₂ Se ₂	46	46	C2DB	2ClPtSe-1	ESFD	-	-
2.3.396	Cl ₂ Pt ₂ S ₂	46	46	C2DB	2ClPtS-1	ESFD	-	-
2.3.398	Cl ₂ Pt ₂ Te ₂	46	46	C2DB	2ClPtTe-1	ESFD	-	-
2.3.400	Cl ₂ Ru ₂ Se ₂	46	54	C2DB	2ClRuSe-1	ESFD	-	-
2.3.399	Cl ₂ Ru ₂ S ₂	46	54	C2DB	2ClRuS-1	ESFD	-	-
2.3.401	Cl ₂ S ₂ Sn ₂	46	54	C2DB	2ClSSn-1	ESFD	-	-
2.3.402	Cl ₂ S ₂ Ti ₂	46	50	C2DB	2ClSTi-1	ESFD	-	-
2.3.403	Cl ₂ Se ₂ Sn ₂	46	54	C2DB	2ClSeSn-1	ESFD	-	-
2.3.404	Cl ₂ Se ₂ Ti ₂	46	50	C2DB	2ClSeTi-1	ESFD	-	-

TABLE S17: Stable (C2DB) topological semimetals

2D-TQC	Formula	LG	N. elec.	Source	Source ID	Topology (SOC)	Parent COD	Parent ICSD
2.3.405	Cl ₂ Se ₂ Zr ₂	46	50	C2DB	2ClSeZr-1	ESFD	-	-
2.3.406	Cl ₂ Te ₂ Zr ₂	46	50	C2DB	2ClTeZr-1	ESFD	-	-
2.3.407	Co ₂ Nb ₄ Te ₁₀	46	130	C2DB	2CoNb2Te5-1	ESFD	-	-
2.3.408	Co ₂ Ta ₄ Te ₁₀	46	122	C2DB	2CoTa2Te5-1	ESFD	-	-
2.3.409	Cu ₂ Se ₂	46	34	C2DB	2CuSe-2	ESFD	-	-
2.3.410	Cu ₂ Te ₂	46	34	C2DB	2CuTe-1	ESFD	1526237	-
2.3.411	F ₂ Hf ₂ S ₂	46	46	C2DB	2FHfS-1	ESFD	-	-
2.3.412	F ₂ N ₂ Nb ₂	46	50	C2DB	2FNb-1	ESFD	-	-
2.3.414	F ₂ Ni ₂ Se ₂	46	46	C2DB	2FNiSe-1	ESFD	-	-
2.3.413	F ₂ Ni ₂ S ₂	46	46	C2DB	2FNiS-1	ESFD	-	-
2.3.415	F ₂ O ₂ Pd ₂	46	46	C2DB	2FOPd-1	ESFD	-	-
2.3.416	F ₂ O ₂ Ti ₂	46	50	C2DB	2FOTi-1	ESFD	-	-
2.3.418	F ₂ Pd ₂ Se ₂	46	46	C2DB	2FPdSe-1	ESFD	-	-
2.3.417	F ₂ Pd ₂ S ₂	46	46	C2DB	2FPdS-1	ESFD	-	-
2.3.419	F ₂ Pt ₂ Se ₂	46	46	C2DB	2FPtSe-1	ESFD	-	-
2.3.420	F ₂ S ₂ Ti ₂	46	50	C2DB	2FSTi-1	ESFD	-	-
2.3.421	F ₂ S ₂ Zr ₂	46	50	C2DB	2FSZr-1	ESFD	-	-
2.3.422	F ₂ Se ₂ Ti ₂	46	50	C2DB	2FSeTi-1	ESFD	-	-
2.3.423	F ₂ Se ₂ Zr ₂	46	50	C2DB	2FSeZr-1	ESFD	-	-
2.3.424	Fe ₂ I ₂ S ₂	46	42	C2DB	2FeIS-1	ESFD	-	-
2.3.426	Ge ₂ I ₂ Se ₂	46	54	C2DB	2GeISe-1	ESFD	-	-
2.3.425	Ge ₂ I ₂ S ₂	46	54	C2DB	2GeIS-1	ESFD	-	-
2.3.428	Hf ₂ I ₂ Se ₂	46	46	C2DB	2HfISe-1	ESFD	-	-
2.3.427	Hf ₂ I ₂ S ₂	46	46	C2DB	2HfIS-1	ESFD	-	-
2.3.429	Hf ₂ I ₂ Te ₂	46	46	C2DB	2HfITe-1	ESFD	-	-
2.3.430	I ₂ Li ₂ N ₂ Ti ₂	46	54	C2DB	2ILiNTi-1	ESFD	-	-
2.3.431	I ₂ N ₂ Nb ₂	46	50	C2DB	2INNb-1	ESFD	-	-
2.3.432	I ₂ N ₂ Sc ₂	46	46	C2DB	2INSc-1	ESFD	-	-
2.3.433	I ₂ N ₂ Ta ₂	46	46	C2DB	2INTa-1	ESFD	-	-
2.3.435	I ₂ Ni ₂ Se ₂	46	46	C2DB	2INiSe-1	ESFD	-	-
2.3.434	I ₂ Ni ₂ S ₂	46	46	C2DB	2INiS-1	ESFD	-	-
2.3.436	I ₂ Ni ₂ Te ₂	46	46	C2DB	2INiTe-1	ESFD	-	-
2.3.437	I ₂ O ₂ Pb ₂	46	54	C2DB	2IOPb-1	ESFD	-	-
2.3.438	I ₂ O ₂ Pd ₂	46	46	C2DB	2IOPd-1	ESFD	-	-
2.3.439	I ₂ O ₂ Ti ₂	46	50	C2DB	2IOTi-1	ESFD	-	-
2.3.440	I ₂ O ₂ Zr ₂	46	50	C2DB	2IOZr-1	ESFD	-	-
2.3.441	I ₂ Os ₂ S ₂	46	42	C2DB	2IOS-1	ESFD	-	-
2.3.443	I ₂ Pd ₂ Se ₂	46	46	C2DB	2IPdSe-1	ESFD	-	-
2.3.442	I ₂ Pd ₂ S ₂	46	46	C2DB	2IPdS-1	ESFD	-	-
2.3.444	I ₂ Pd ₂ Te ₂	46	46	C2DB	2IPdTe-1	ESFD	-	-
2.3.446	I ₂ Pt ₂ Se ₂	46	46	C2DB	2IPtSe-1	ESFD	-	-
2.3.445	I ₂ Pt ₂ S ₂	46	46	C2DB	2IPtS-1	ESFD	-	-
2.3.447	I ₂ Pt ₂ Te ₂	46	46	C2DB	2IPtTe-1	ESFD	-	-
2.3.449	I ₂ Ru ₂ Se ₂	46	54	C2DB	2IRuSe-1	ESFD	-	-
2.3.448	I ₂ Ru ₂ S ₂	46	54	C2DB	2IRuS-1	ESFD	-	-
2.3.450	I ₂ S ₂ Sn ₂	46	54	C2DB	2ISSn-1	ESFD	-	-
2.3.451	I ₂ S ₂ Ti ₂	46	50	C2DB	2ISTi-1	ESFD	-	-
2.3.452	I ₂ S ₂ Zr ₂	46	50	C2DB	2ISZr-1	ESFD	-	-
2.3.453	I ₂ Se ₂ Sn ₂	46	54	C2DB	2ISeSn-1	ESFD	-	-
2.3.454	I ₂ Se ₂ Ti ₂	46	50	C2DB	2ISeTi-1	ESFD	-	-
2.3.455	I ₂ Se ₂ Zr ₂	46	50	C2DB	2ISeZr-1	ESFD	-	-
2.3.456	I ₂ Si ₂ Te ₂	46	34	C2DB	2ISiTe-1	ESFD	-	-
2.3.457	I ₂ Te ₂ Ti ₂	46	50	C2DB	2ITeTi-1	ESFD	-	-
2.3.458	I ₂ Te ₂ Zr ₂	46	50	C2DB	2ITeZr-1	ESFD	-	-
2.3.459	Nb ₂ S ₆	46	62	C2DB	2NbS3-1	ESFD	-	-
2.3.460	Nb ₂ Se ₆	46	62	C2DB	2NbSe3-1	ESFD	-	-
2.3.461	Nb ₂ Te ₆	46	62	C2DB	2NbTe3-1	ESFD	-	-
2.3.462	S ₆ Sc ₂	46	58	C2DB	2ScS3-1	ESFD	-	-

TABLE S17: Stable (C2DB) topological semimetals

2D-TQC	Formula	LG	N. elec.	Source	Source ID	Topology (SOC)	Parent COD	Parent ICSD
2.3.465	Sc ₂ Se ₆	46	58	C2DB	2ScSe3-1	ESFD	-	-
2.3.463	S ₆ Ta ₂	46	58	C2DB	2TaS3-1	ESFD	-	-
2.3.466	Se ₆ Ta ₂	46	58	C2DB	2TaSe3-1	ESFD	-	-
2.3.468	Ta ₂ Te ₆	46	58	C2DB	2TaTe3-1	ESFD	-	-
2.3.464	S ₆ V ₂	46	62	C2DB	2VS3-1	ESFD	-	-
2.3.467	Se ₆ V ₂	46	62	C2DB	2VSe3-1	ESFD	-	-
2.3.469	Ba ₂ Br ₂ CuSe ₂	47	57	C2DB	1CuBa2Br2Se2-1	ESFD	-	-
2.3.470	Ba ₂ CuI ₂ Se ₂	47	57	C2DB	1CuBa2I2Se2-1	ESFD	-	-
2.3.471	Cl ₄ IrO ₂ Ru	47	63	C2DB	1IrRuO2Cl4-1	ESFD	-	-
2.3.472	AuSe ₂ Sn	55	37	C2DB	1AuSnSe2-1	ESFD	-	-
2.3.473	CrRhS ₂	55	39	C2DB	1CrRhS2-1	ESFD	-	-
2.3.474	AgBr ₂	59	25	C2DB	1AgBr2-2	ESFD	-	-
2.3.475	AgCl ₂	59	25	C2DB	1AgCl2-2	ESFD	-	-
2.3.476	AgI ₂	59	25	C2DB	1AgI2-2	ESFD	-	-
2.3.477	AgSe ₂	59	23	C2DB	1AgSe2-1	ESFD	-	-
2.3.478	AgTe ₂	59	23	C2DB	1AgTe2-1	ESFD	-	-
2.3.479	AlSe ₂	59	15	C2DB	1AlSe2-1	ESFD	-	-
2.3.480	AlTe ₂	59	15	C2DB	1AlTe2-1	ESFD	-	-
2.3.481	AuBr ₂	59	25	C2DB	1AuBr2-2	ESFD	-	-
2.3.482	AuI ₂	59	25	C2DB	1AuI2-1	ESFD	-	-
2.3.483	AuTe ₂	59	23	C2DB	1AuTe2-1	ESFD	-	-
2.3.490	CoNiTe ₂	59	31	C2DB	1CoNiTe2-1	ESFD	-	-
2.3.491	CoO ₂	59	21	C2DB	1CoO2-2	ESFD	-	-
2.3.484	Br ₂ Cu	59	25	C2DB	1CuBr2-1	ESFD	-	-
2.3.488	Cl ₂ Cu	59	25	C2DB	1CuCl2-2	ESFD	-	-
2.3.492	CuF ₂	59	25	C2DB	1CuF2-2	ESFD	-	-
2.3.493	CuI ₂	59	25	C2DB	1CuI2-1	ESFD	-	-
2.3.494	CuSe ₂	59	23	C2DB	1CuSe2-1	ESFD	-	-
2.3.495	CuTe ₂	59	23	C2DB	1CuTe2-1	ESFD	-	-
2.3.485	Br ₂ Ga	59	27	C2DB	1GaBr2-1	ESFD	-	-
2.3.496	GaI ₂	59	27	C2DB	1GaI2-1	ESFD	-	-
2.3.497	GaSe ₂	59	25	C2DB	1GaSe2-1	ESFD	-	-
2.3.498	GaTe ₂	59	25	C2DB	1GaTe2-1	ESFD	-	-
2.3.486	Br ₂ In	59	27	C2DB	1InBr2-1	ESFD	-	-
2.3.499	I ₂ In	59	27	C2DB	1InI2-2	ESFD	-	-
2.3.501	InTe ₂	59	25	C2DB	1InTe2-1	ESFD	-	-
2.3.502	MnMoTe ₂	59	39	C2DB	1MnMoTe2-1	ESFD	-	-
2.3.503	MnSe ₂ Zn	59	37	C2DB	1MnZnSe2-1	ESFD	-	-
2.3.504	NbS ₂	59	25	C2DB	1NbS2-3	ESFD	-	-
2.3.506	ReS ₂	59	19	C2DB	1ReS2-3	ESFD	-	-
2.3.505	O ₂ Rh	59	27	C2DB	1RhO2-2	ESFD	-	-
2.3.507	S ₂ Ta	59	23	C2DB	1TaS2-3	ESFD	-	-
2.3.508	Se ₂ Ta	59	23	C2DB	1TaSe2-3	ESFD	-	-
2.3.487	Br ₂ Tl	59	27	C2DB	1TlBr2-1	ESFD	-	-
2.3.489	Cl ₂ Tl	59	27	C2DB	1TlCl2-2	ESFD	-	-
2.3.500	I ₂ Tl	59	27	C2DB	1TlI2-2	ESFD	-	-
2.3.509	AgBa ₂ Br ₂ O ₂	61	57	C2DB	1AgBa2Br2O2-1	ESFD	-	-
2.3.510	AgBa ₂ Br ₂ S ₂	61	57	C2DB	1AgBa2Br2S2-1	ESFD	-	-
2.3.511	AgBa ₂ Cl ₂ O ₂	61	57	C2DB	1AgBa2Cl2O2-1	ESFD	-	-
2.3.512	AgBa ₂ I ₂ O ₂	61	57	C2DB	1AgBa2I2O2-1	ESFD	-	-
2.3.513	AgBa ₂ I ₂ S ₂	61	57	C2DB	1AgBa2I2S2-1	ESFD	-	-
2.3.514	AgBr ₂ Ca ₂ O ₂	61	57	C2DB	1AgBr2Ca2O2-1	ESFD	-	-
2.3.515	AgBr ₂ O ₂ Sr ₂	61	57	C2DB	1AgBr2O2Sr2-1	ESFD	-	-
2.3.516	AgCl ₂ O ₂ Sr ₂	61	57	C2DB	1AgCl2O2Sr2-1	ESFD	-	-
2.3.517	AgF ₂	61	25	C2DB	1AgF2-1	ESFD	-	-
2.3.518	AgI ₂ O ₂ Sr ₂	61	57	C2DB	1AgI2O2Sr2-1	ESFD	-	-
2.3.519	AgI ₂ S ₂ Sr ₂	61	57	C2DB	1AgI2S2Sr2-1	ESFD	-	-
2.3.520	AlBr ₂ Pd ₅	61	67	C2DB	1AlBr2Pd5-1	ESFD	-	-

TABLE S17: Stable (C2DB) topological semimetals

2D-TQC	Formula	LG	N. elec.	Source	Source ID	Topology (SOC)	Parent COD	Parent ICSD
2.3.521	AlCl ₂ Pd ₅	61	67	C2DB	1AlCl2Pd5-1	ESFD	-	-
2.3.522	AlI ₂ Ni ₅	61	67	C2DB	1AlI2Ni5-1	ESFD	-	-
2.3.523	AlI ₂ Pd ₅	61	67	C2DB	1AlI2Pd5-1	ESFD	1527794	-
2.3.524	AlI ₂ Pt ₅	61	67	C2DB	1AlI2Pt5-1	ESFD	-	-
2.3.525	AuBa ₂ Br ₂ O ₂	61	57	C2DB	1AuBa2Br2O2-1	ESFD	-	-
2.3.526	AuBa ₂ I ₂ O ₂	61	57	C2DB	1AuBa2I2O2-1	ESFD	-	-
2.3.527	AuBa ₂ I ₂ S ₂	61	57	C2DB	1AuBa2I2S2-1	ESFD	-	-
2.3.528	AuBr ₂ O ₂ Sr ₂	61	57	C2DB	1AuBr2O2Sr2-1	ESFD	-	-
2.3.529	AuCl ₂ O ₂ Sr ₂	61	57	C2DB	1AuCl2O2Sr2-1	ESFD	-	-
2.3.530	AuI ₂ O ₂ Sr ₂	61	57	C2DB	1AuI2O2Sr2-1	ESFD	-	-
2.3.531	Ba ₂ Br ₂ CuO ₂	61	57	C2DB	1CuBa2Br2O2-1	ESFD	-	-
2.3.532	Ba ₂ Br ₂ CuS ₂	61	57	C2DB	1CuBa2Br2S2-1	ESFD	-	-
2.3.533	Ba ₂ Cl ₂ CuO ₂	61	57	C2DB	1CuBa2Cl2O2-1	ESFD	-	-
2.3.534	Ba ₂ CuF ₂ O ₂	61	57	C2DB	1CuBa2F2O2-1	ESFD	-	-
2.3.535	Ba ₂ CuI ₂ O ₂	61	57	C2DB	1CuBa2I2O2-1	ESFD	-	-
2.3.536	Ba ₂ CuI ₂ S ₂	61	57	C2DB	1CuBa2I2S2-1	ESFD	-	-
2.3.538	Br ₂ Ca ₂ CuO ₂	61	57	C2DB	1CuBr2Ca2O2-1	ESFD	2002175	-
2.3.539	Br ₂ CuO ₂ Sr ₂	61	57	C2DB	1CuBr2O2Sr2-1	ESFD	2002185	-
2.3.540	Br ₂ CuS ₂ Sr ₂	61	57	C2DB	1CuBr2S2Sr2-1	ESFD	-	-
2.3.545	Ca ₂ Cl ₂ CuO ₂	61	57	C2DB	1CuCa2Cl2O2-1	ESFD	-	-
2.3.546	Ca ₂ CuI ₂ O ₂	61	57	C2DB	1CuCa2I2O2-1	ESFD	-	-
2.3.547	Ca ₂ CuI ₂ S ₂	61	57	C2DB	1CuCa2I2S2-1	ESFD	-	-
2.3.548	Cl ₂ CuO ₂ Sr ₂	61	57	C2DB	1CuCl2O2Sr2-1	ESFD	-	-
2.3.553	CuI ₂ O ₂ Sr ₂	61	57	C2DB	1CuI2O2Sr2-1	ESFD	-	55710
2.3.554	CuI ₂ S ₂ Sr ₂	61	57	C2DB	1CuI2S2Sr2-1	ESFD	-	-
2.3.541	Br ₂ GaPd ₅	61	77	C2DB	1GaBr2Pd5-1	ESFD	-	-
2.3.549	Cl ₂ GaPd ₅	61	77	C2DB	1GaCl2Pd5-1	ESFD	-	-
2.3.556	GaI ₂ Ni ₅	61	77	C2DB	1GaI2Ni5-1	ESFD	-	-
2.3.557	GaI ₂ Pd ₅	61	77	C2DB	1GaI2Pd5-1	ESFD	-	-
2.3.558	GaI ₂ Pt ₅	61	77	C2DB	1GaI2Pt5-1	ESFD	-	-
2.3.542	Br ₂ InPd ₅	61	77	C2DB	1InBr2Pd5-1	ESFD	-	-
2.3.543	Br ₂ InPt ₅	61	77	C2DB	1InBr2Pt5-1	ESFD	-	-
2.3.550	Cl ₂ InPd ₅	61	77	C2DB	1InCl2Pd5-1	ESFD	-	-
2.3.559	I ₂ InNi ₅	61	77	C2DB	1InI2Ni5-1	ESFD	-	-
2.3.560	I ₂ InPd ₅	61	77	C2DB	1InI2Pd5-1	ESFD	-	-
2.3.561	I ₂ InPt ₅	61	77	C2DB	1InI2Pt5-1	ESFD	-	-
2.3.552	Cl ₄ Ta	61	39	C2DB	1TaCl4-1	ESFD	-	-
2.3.555	F ₄ Ta	61	39	C2DB	1TaF4-1	ESFD	-	-
2.3.544	Br ₂ Pd ₅ Tl	61	77	C2DB	1TlBr2Pd5-1	ESFD	-	-
2.3.551	Cl ₂ Pd ₅ Tl	61	77	C2DB	1TlCl2Pd5-1	ESFD	-	-
2.3.562	I ₂ Pd ₅ Tl	61	77	C2DB	1TlI2Pd5-1	ESFD	-	-
2.3.537	Bi ₂ O ₄ Y	61	65	C2DB	1YBi2O4-1	ESFD	7117792	-
2.3.563	Ag ₂ Te ₂	64	34	C2DB	2AgTe-5	ESFD	-	-
2.3.564	As ₂ Co ₂ K ₂	64	46	C2DB	2AsCoK-1	ESFD	-	-
2.3.565	As ₂ Co ₂ Li ₂	64	34	C2DB	2AsCoLi-1	ESFD	-	107932
2.3.566	As ₂ Co ₂ Na ₂	64	42	C2DB	2AsCoNa-1	ESFD	-	-
2.3.567	Ba ₂ Co ₂ Ge ₂	64	66	C2DB	2BaCoGe-1	ESFD	-	-
2.3.568	Ba ₂ Co ₂ Si ₂	64	46	C2DB	2BaCoSi-1	ESFD	-	-
2.3.569	Br ₂ Ni ₂ S ₆ Sr ₄	64	110	C2DB	2BrNiSr2S3-1	ESFD	-	-
2.3.570	Br ₂ Ti ₂	64	38	C2DB	2BrTi-1	ESFD	-	-
2.3.571	C ₂ Br ₈ Na ₂ O ₄ Os ₂	64	118	C2DB	2CNaOsO2Br4-1	ESFD	-	-
2.3.572	Ca ₂ Cl ₂	64	34	C2DB	2CaCl-1	ESFD	9008985	-
2.3.573	Cl ₂ Sr ₂	64	34	C2DB	2ClSr-1	ESFD	-	-
2.3.574	Co ₂ Li ₂ P ₂	64	34	C2DB	2CoLiP-1	ESFD	-	-
2.3.575	Co ₂ Na ₂ P ₂	64	42	C2DB	2CoNaP-1	ESFD	-	-
2.3.576	Co ₂ Se ₂	64	30	C2DB	2CoSe-1	ESFD	-	162902
2.3.577	Co ₂ Si ₂ Sr ₂	64	46	C2DB	2CoSiSr-1	ESFD	-	-
2.3.578	Co ₂ Te ₂	64	30	C2DB	2CoTe-1	ESFD	-	-

TABLE S17: Stable (C2DB) topological semimetals

2D-TQC	Formula	LG	N. elec.	Source	Source ID	Topology (SOC)	Parent COD	Parent ICSD
2.3.580	Cu ₂ Se ₂	64	34	C2DB	2CuSe-3	ESFD	-	162904
2.3.579	Cu ₂ S ₂	64	34	C2DB	2CuS-3	ESFD	-	-
2.3.581	Ga ₂ Te ₂	64	38	C2DB	2GaTe-4	ESFD	-	-
2.3.582	I ₂ Ti ₂	64	38	C2DB	2ITi-1	ESFD	-	-
2.3.583	In ₂ Se ₂	64	38	C2DB	2InSe-4	ESFD	-	-
2.3.584	In ₂ Te ₂	64	38	C2DB	2InTe-4	ESFD	-	-
2.3.585	Mg ₂ Mn ₂ Si ₂	64	38	C2DB	2MgMnSi-1	ESFD	-	-
2.3.587	Mn ₂ Se ₂	64	38	C2DB	2MnSe-1	ESFD	-	162900
2.3.586	Mn ₂ S ₂	64	38	C2DB	2MnS-1	ESFD	-	-
2.3.588	Mn ₂ Te ₂	64	38	C2DB	2MnTe-1	ESFD	-	-
2.3.589	Nb ₂ Te ₂	64	38	C2DB	2NbTe-1	ESFD	-	-
2.3.590	O ₂ Sc ₂	64	34	C2DB	2OSc-2	ESFD	-	-
2.3.591	Re ₂ Se ₂	64	26	C2DB	2ReSe-2	ESFD	-	-
2.3.592	Rh ₂ Se ₂	64	42	C2DB	2RhSe-1	ESFD	-	-
2.3.593	Rh ₂ Te ₂	64	42	C2DB	2RhTe-1	ESFD	-	-
2.3.594	S ₂ Sc ₂	64	34	C2DB	2SSc-1	ESFD	-	-
2.3.595	S ₂ Tl ₂	64	38	C2DB	2STl-1	ESFD	-	-
2.3.596	Sc ₂ Se ₂	64	34	C2DB	2ScSe-2	ESFD	-	-
2.3.597	Se ₂ Tl ₂	64	38	C2DB	2SeTl-1	ESFD	-	-
2.3.598	Se ₂ V ₂	64	38	C2DB	2SeV-1	ESFD	-	162898
2.3.600	Ta ₂ Te ₂	64	34	C2DB	2TaTe-1	ESFD	-	-
2.3.601	Te ₂ Tl ₂	64	38	C2DB	2TeTl-1	ESFD	-	-
2.3.602	Te ₂ V ₂	64	38	C2DB	2TeV-1	ESFD	-	-
2.3.599	Se ₆ Y ₂	64	58	C2DB	2YSe3-1	ESFD	-	-
2.3.603	Te ₆ Y ₂	64	58	C2DB	2YTe3-1	ESFD	-	653175
2.3.604	H ₆ CoHf	67	25	C2DB	1CoHfH6-1	ESFD	-	-
2.3.605	NaP ₂ PdSe ₆	67	63	C2DB	1NaPdP2Se6-1	ESFD	-	-
2.3.606	AgBrMnSe	69	37	C2DB	1AgBrMnSe-1	ESFD	-	-
2.3.607	AlNiSe ₂	69	25	C2DB	1AlNiSe2-1	ESFD	-	-
2.3.608	AsBiNb	69	33	C2DB	1AsBiNb-1	ESFD	-	-
2.3.609	AsBiNb	69	33	C2DB	1AsBiNb-2	ESFD	-	-
2.3.610	AsBiTa	69	31	C2DB	1AsBiTa-1	ESFD	-	-
2.3.611	AsBiTa	69	31	C2DB	1AsBiTa-2	ESFD	-	-
2.3.612	AsBiV	69	33	C2DB	1AsBiV-1	ESFD	-	-
2.3.613	AsBiV	69	33	C2DB	1AsBiV-2	ESFD	-	-
2.3.614	AsNbSb	69	23	C2DB	1AsNbSb-1	ESFD	-	-
2.3.615	AsSbTa	69	21	C2DB	1AsSbTa-1	ESFD	-	-
2.3.616	AsSbTa	69	21	C2DB	1AsSbTa-2	ESFD	-	-
2.3.617	AsSbV	69	23	C2DB	1AsSbV-1	ESFD	-	-
2.3.618	AsSbV	69	23	C2DB	1AsSbV-2	ESFD	-	-
2.3.619	BrINZr ₂	69	43	C2DB	1BrINZr2-1	ESFD	-	-
2.3.620	BrTeZr	69	25	C2DB	1BrTeZr-1	ESFD	-	-
2.3.621	CdMnSe ₂	69	37	C2DB	1CdMnSe2-1	ESFD	-	-
2.3.630	H ₆ CoZr	69	27	C2DB	1CoZrH6-1	ESFD	-	-
2.3.622	CuGeSeTe	69	37	C2DB	1CuGeSeTe-1	ESFD	-	-
2.3.623	FNiO	69	23	C2DB	1FNiO-1	ESFD	-	-
2.3.624	FOTi	69	25	C2DB	1FOTi-1	ESFD	-	-
2.3.625	GaGeSeTe	69	39	C2DB	1GaGeSeTe-1	ESFD	-	-
2.3.626	GaNiSe ₂	69	35	C2DB	1GaNiSe2-1	ESFD	-	-
2.3.627	GaNiTe ₂	69	35	C2DB	1GaNiTe2-1	ESFD	-	-
2.3.628	GaTe ₂ Zn	69	37	C2DB	1GaZnTe2-1	ESFD	-	-
2.3.632	HfTe	69	23	C2DB	1HfTe-1	ESFD	-	-
2.3.633	INiSe	69	23	C2DB	1INiSe-1	ESFD	-	-
2.3.631	Hf ₂ ISTe	69	39	C2DB	1ISTeHf2-1	ESFD	-	-
2.3.634	ISTeZr ₂	69	43	C2DB	1ISTeZr2-1	ESFD	-	-
2.3.635	KS ₂ Ti	69	33	C2DB	1KTS2-1	ESFD	-	641335
2.3.636	NbOTe ₂	69	31	C2DB	1NbOTe2-1	ESFD	-	-
2.3.637	NbSSe	69	25	C2DB	1NbSSe-1	ESFD	-	-

TABLE S17: Stable (C2DB) topological semimetals

2D-TQC	Formula	LG	N. elec.	Source	Source ID	Topology (SOC)	Parent COD	Parent ICSD
2.3.638	NbSSe	69	25	C2DB	1NbSSe-2	ESFD	-	-
2.3.639	NbSTe	69	25	C2DB	1NbSTe-2	ESFD	-	-
2.3.640	NbSeTe	69	25	C2DB	1NbSeTe-2	ESFD	-	-
2.3.641	NiRhSe ₂	69	37	C2DB	1NiRhSe2-1	ESFD	-	-
2.3.642	NiScSe ₂	69	33	C2DB	1NiScSe2-1	ESFD	-	-
2.3.643	OSV	69	25	C2DB	1OSV-1	ESFD	-	-
2.3.644	OSeV	69	25	C2DB	1OSeV-1	ESFD	-	-
2.3.645	OTeV	69	25	C2DB	1OTeV-1	ESFD	-	-
2.3.646	PdRhSeTe	69	37	C2DB	1PdRhSeTe-1	ESFD	-	-
2.3.647	RbS ₂ Ti	69	33	C2DB	1RbTiS2-1	ESFD	-	77990
2.3.629	Ge ₂ SSb	69	39	C2DB	1SSbGe2-1	ESFD	-	-
2.3.648	SSbSe	69	17	C2DB	1SSbSe-1	ESFD	-	-
2.3.649	SSeTa	69	23	C2DB	1SSeTa-1	ESFD	-	-
2.3.650	SSeTa	69	23	C2DB	1SSeTa-2	ESFD	-	-
2.3.651	STaTe	69	23	C2DB	1STaTe-2	ESFD	-	-
2.3.652	SeTaTe	69	23	C2DB	1SeTaTe-1	ESFD	-	-
2.3.653	SeTaTe	69	23	C2DB	1SeTaTe-2	ESFD	-	-
2.3.654	Cl ₆ Mo ₂ N ₃ Ti ₄	70	133	C2DB	1Mo2N3Ti4Cl6-1	ESFD	-	-
2.3.655	AsS ₆ Sn ₂	71	69	C2DB	1AsSn2S6-1	ESFD	-	-
2.3.656	AsSe ₆ Sn ₂	71	69	C2DB	1AsSn2Se6-1	ESFD	-	-
2.3.658	PS ₆ Sn ₂	71	69	C2DB	1PSn2S6-1	ESFD	-	648056
2.3.659	PSe ₆ Sn ₂	71	69	C2DB	1PSn2Se6-1	ESFD	-	-
2.3.657	Ge ₂ SbSe ₆	71	69	C2DB	1SbGe2Se6-1	ESFD	-	-
2.3.660	S ₆ SbSn ₂	71	69	C2DB	1SbSn2S6-1	ESFD	-	-
2.3.661	SbSe ₆ Sn ₂	71	69	C2DB	1SbSn2Se6-1	ESFD	-	-
2.3.772	H ₂ AgO ₂	72	25	C2DB	1AgH2O2-1	ESFD	-	-
2.3.773	H ₂ AgS ₂	72	25	C2DB	1AgH2S2-1	ESFD	-	-
2.3.662	AgI ₂	72	25	C2DB	1AgI2-1	ESFD	-	-
2.3.668	Al ₃ S ₄	72	33	C2DB	1Al3S4-1	ESFD	-	-
2.3.669	Al ₃ Se ₄	72	33	C2DB	1Al3Se4-1	ESFD	-	-
2.3.670	Al ₃ Te ₄	72	33	C2DB	1Al3Te4-1	ESFD	-	-
2.3.671	AlI ₂	72	17	C2DB	1AlI2-1	ESFD	-	-
2.3.673	AsHf ₂ S ₂	72	37	C2DB	1AsHf2S2-1	ESFD	-	-
2.3.674	AsHf ₂ Se ₂	72	37	C2DB	1AsHf2Se2-1	ESFD	-	-
2.3.675	AsHf ₂ Te ₂	72	37	C2DB	1AsHf2Te2-1	ESFD	-	-
2.3.676	AsS ₂ Ti ₂	72	41	C2DB	1AsS2Ti2-1	ESFD	-	-
2.3.677	AsS ₂ Zr ₂	72	41	C2DB	1AsS2Zr2-1	ESFD	-	-
2.3.678	AsS ₂	72	17	C2DB	1AsS2-1	ESFD	-	-
2.3.679	AsSe ₂ Ti ₂	72	41	C2DB	1AsSe2Ti2-1	ESFD	-	-
2.3.680	AsSe ₂ Zr ₂	72	41	C2DB	1AsSe2Zr2-1	ESFD	-	-
2.3.681	AsSe ₂	72	17	C2DB	1AsSe2-1	ESFD	-	-
2.3.682	AsTe ₂ Ti ₂	72	41	C2DB	1AsTe2Ti2-1	ESFD	-	-
2.3.683	AsTe ₂ Zr ₂	72	41	C2DB	1AsTe2Zr2-1	ESFD	-	-
2.3.684	AsTe ₂	72	17	C2DB	1AsTe2-1	ESFD	-	-
2.3.685	AuF ₂	72	25	C2DB	1AuF2-2	ESFD	-	-
2.3.686	AuI ₂	72	25	C2DB	1AuI2-2	ESFD	-	-
2.3.689	BBr ₂ Sc ₂	72	39	C2DB	1BBr2Sc2-1	ESFD	-	-
2.3.690	BCl ₂ Hf ₂	72	37	C2DB	1BCl2Hf2-1	ESFD	-	-
2.3.691	BCl ₂ Nb ₂	72	43	C2DB	1BCl2Nb2-1	ESFD	-	-
2.3.692	BCl ₂ Sc ₂	72	39	C2DB	1BCl2Sc2-1	ESFD	-	-
2.3.693	BCl ₂ Ta ₂	72	39	C2DB	1BCl2Ta2-1	ESFD	-	-
2.3.694	BCl ₂ Ti ₂	72	41	C2DB	1BCl2Ti2-1	ESFD	-	-
2.3.695	BCl ₂ Y ₂	72	39	C2DB	1BCl2Y2-1	ESFD	-	-
2.3.696	BCl ₂ Zr ₂	72	41	C2DB	1BCl2Zr2-1	ESFD	-	-
2.3.697	BF ₂ Hf ₂	72	37	C2DB	1BF2Hf2-1	ESFD	-	-
2.3.698	BF ₂ Sc ₂	72	39	C2DB	1BF2Sc2-1	ESFD	-	-
2.3.699	BF ₂ Ti ₂	72	41	C2DB	1BF2Ti2-1	ESFD	-	-
2.3.700	BF ₂ Y ₂	72	39	C2DB	1BF2Y2-1	ESFD	-	-

TABLE S17: Stable (C2DB) topological semimetals

2D-TQC	Formula	LG	N. elec.	Source	Source ID	Topology (SOC)	Parent COD	Parent ICSD
2.3.701	BF ₂ Zr ₂	72	41	C2DB	1BF2Zr2-1	ESFD	-	-
2.3.774	H ₂ BTa ₂	72	27	C2DB	1BH2Ta2-1	ESFD	-	-
2.3.702	BHf ₂ Te ₂	72	35	C2DB	1BHf2Te2-1	ESFD	-	-
2.3.703	BMo ₂ Se ₂	72	43	C2DB	1BMo2Se2-1	ESFD	-	-
2.3.704	BNb ₂ O ₂	72	41	C2DB	1BNb2O2-1	ESFD	-	-
2.3.705	BNb ₂ S ₂	72	41	C2DB	1BNb2S2-1	ESFD	-	-
2.3.706	BNb ₂ Se ₂	72	41	C2DB	1BNb2Se2-1	ESFD	-	-
2.3.707	BO ₂ Ta ₂	72	37	C2DB	1BO2Ta2-1	ESFD	-	-
2.3.708	BO ₂ Zr ₂	72	39	C2DB	1BO2Zr2-1	ESFD	-	-
2.3.709	BS ₂ Ta ₂	72	37	C2DB	1BS2Ta2-1	ESFD	-	-
2.3.710	BS ₂ Ti ₂	72	39	C2DB	1BS2Ti2-1	ESFD	-	-
2.3.711	BS ₂ V ₂	72	41	C2DB	1BS2V2-1	ESFD	-	-
2.3.712	BS ₂ W ₂	72	43	C2DB	1BS2W2-1	ESFD	-	-
2.3.713	BS ₂ Zr ₂	72	39	C2DB	1BS2Zr2-1	ESFD	-	-
2.3.714	BSe ₂ Ta ₂	72	37	C2DB	1BSe2Ta2-1	ESFD	-	-
2.3.715	BSe ₂ Ti ₂	72	39	C2DB	1BSe2Ti2-1	ESFD	-	-
2.3.716	BSe ₂ V ₂	72	41	C2DB	1BSe2V2-1	ESFD	-	-
2.3.717	BSe ₂ W ₂	72	43	C2DB	1BSe2W2-1	ESFD	-	-
2.3.718	BSe ₂ Zr ₂	72	39	C2DB	1BSe2Zr2-1	ESFD	-	-
2.3.775	H ₂ BiS ₂	72	29	C2DB	1BiH2S2-1	ESFD	-	-
2.3.721	BiS ₂	72	27	C2DB	1BiS2-1	ESFD	-	-
2.3.722	BiSe ₂	72	27	C2DB	1BiSe2-1	ESFD	-	-
2.3.723	BiTe ₂	72	27	C2DB	1BiTe2-1	ESFD	-	-
2.3.687	B ₃ Cl ₂ Hf ₄	72	63	C2DB	1Cl2B3Hf4-1	ESFD	-	-
2.3.732	Cl ₂ Hf ₄ N ₃	72	69	C2DB	1Cl2N3Hf4-1	ESFD	-	-
2.3.733	Cl ₂ N ₃ Sc ₄	72	73	C2DB	1Cl2N3Sc4-1	ESFD	-	-
2.3.734	Cl ₂ N ₃ Ti ₄	72	77	C2DB	1Cl2N3Ti4-1	ESFD	-	-
2.3.735	Cl ₂ N ₃ Y ₄	72	73	C2DB	1Cl2N3Y4-1	ESFD	-	-
2.3.744	Co ₃ Te ₄	72	51	C2DB	1Co3Te4-1	ESFD	-	-
2.3.663	Al ₂ CoS ₄	72	39	C2DB	1CoAl2S4-1	ESFD	-	-
2.3.664	Al ₂ CoS ₄	72	39	C2DB	1CoAl2S4-2	ESFD	-	-
2.3.665	Al ₂ CoSe ₄	72	39	C2DB	1CoAl2Se4-2	ESFD	-	-
2.3.666	Al ₂ CoTe ₄	72	39	C2DB	1CoAl2Te4-1	ESFD	-	-
2.3.667	Al ₂ CoTe ₄	72	39	C2DB	1CoAl2Te4-2	ESFD	-	-
2.3.745	CoF ₂ S ₂	72	35	C2DB	1CoF2S2-1	ESFD	-	-
2.3.746	CoGa ₂ Te ₄	72	59	C2DB	1CoGa2Te4-1	ESFD	-	-
2.3.747	CoGa ₂ Te ₄	72	59	C2DB	1CoGa2Te4-2	ESFD	-	-
2.3.776	H ₂ CoS ₂	72	23	C2DB	1CoH2S2-1	ESFD	-	-
2.3.748	CoIn ₂ Te ₄	72	59	C2DB	1CoIn2Te4-1	ESFD	-	-
2.3.749	CoS ₂	72	21	C2DB	1CoS2-1	ESFD	-	-
2.3.751	CoSe ₂	72	21	C2DB	1CoSe2-1	ESFD	-	-
2.3.752	CoTe ₂	72	21	C2DB	1CoTe2-1	ESFD	-	-
2.3.750	CoS ₄ V ₂	72	59	C2DB	1CoV2S4-1	ESFD	-	-
2.3.778	H ₂ CuS ₂	72	25	C2DB	1CuH2S2-1	ESFD	-	-
2.3.754	CuI ₂	72	25	C2DB	1CuI2-2	ESFD	-	-
2.3.755	CuS ₂	72	23	C2DB	1CuS2-3	ESFD	-	-
2.3.756	CuSe ₂	72	23	C2DB	1CuSe2-3	ESFD	-	-
2.3.758	F ₂ Hf ₄ N ₃	72	69	C2DB	1F2N3Hf4-1	ESFD	-	-
2.3.759	F ₂ Mo ₄ N ₃	72	85	C2DB	1F2N3Mo4-1	ESFD	-	-
2.3.760	F ₂ N ₃ Sc ₄	72	73	C2DB	1F2N3Sc4-1	ESFD	-	-
2.3.761	F ₂ N ₃ Ti ₄	72	77	C2DB	1F2N3Ti4-1	ESFD	-	-
2.3.762	F ₂ N ₃ Y ₄	72	73	C2DB	1F2N3Y4-1	ESFD	-	-
2.3.763	F ₂ N ₃ Zr ₄	72	77	C2DB	1F2N3Zr4-1	ESFD	-	-
2.3.771	Gal ₂	72	27	C2DB	1Gal2-2	ESFD	-	-
2.3.782	H ₂ Hf ₄ N ₃	72	57	C2DB	1H2N3Hf4-1	ESFD	-	-
2.3.791	H ₂ N ₃ Sc ₄	72	61	C2DB	1H2N3Sc4-1	ESFD	-	-
2.3.792	H ₂ N ₃ Ti ₄	72	65	C2DB	1H2N3Ti4-1	ESFD	-	-
2.3.793	H ₂ N ₃ Y ₄	72	61	C2DB	1H2N3Y4-1	ESFD	-	-

TABLE S17: Stable (C2DB) topological semimetals

2D-TQC	Formula	LG	N. elec.	Source	Source ID	Topology (SOC)	Parent COD	Parent ICSD
2.3.794	H ₂ N ₃ Zr ₄	72	65	C2DB	1H2N3Zr4-1	ESFD	-	-
2.3.781	H ₂ Hf ₄ N ₃ O ₂	72	69	C2DB	1H2O2N3Hf4-1	ESFD	-	-
2.3.784	H ₂ Mo ₄ N ₃ O ₂	72	85	C2DB	1H2O2N3Mo4-1	ESFD	-	-
2.3.785	H ₂ N ₃ O ₂ Sc ₄	72	73	C2DB	1H2O2N3Sc4-1	ESFD	-	-
2.3.786	H ₂ N ₃ O ₂ Ti ₄	72	77	C2DB	1H2O2N3Ti4-1	ESFD	-	-
2.3.787	H ₂ N ₃ O ₂ V ₄	72	81	C2DB	1H2O2N3V4-1	ESFD	-	-
2.3.788	H ₂ N ₃ O ₂ Y ₄	72	73	C2DB	1H2O2N3Y4-1	ESFD	-	-
2.3.789	H ₂ N ₃ O ₂ Zr ₄	72	77	C2DB	1H2O2N3Zr4-1	ESFD	-	-
2.3.790	H ₂ N ₃ S ₂ Ti ₄	72	77	C2DB	1H2S2N3Ti4-1	ESFD	-	-
2.3.828	In ₃ S ₄	72	63	C2DB	1In3S4-1	ESFD	-	-
2.3.829	In ₃ Se ₄	72	63	C2DB	1In3Se4-1	ESFD	-	-
2.3.830	In ₃ Te ₄	72	63	C2DB	1In3Te4-1	ESFD	-	44655
2.3.724	Br ₂ In	72	27	C2DB	1InBr2-2	ESFD	-	-
2.3.824	I ₂ In	72	27	C2DB	1InI2-1	ESFD	-	-
2.3.831	IrS ₂	72	21	C2DB	1IrS2-1	ESFD	-	-
2.3.832	IrSe ₂	72	21	C2DB	1IrSe2-1	ESFD	-	-
2.3.823	Hf ₄ N ₃	72	55	C2DB	1N3Hf4-1	ESFD	-	-
2.3.833	Mo ₄ N ₃	72	71	C2DB	1N3Mo4-1	ESFD	-	-
2.3.840	N ₃ V ₄	72	67	C2DB	1N3V4-1	ESFD	-	-
2.3.841	N ₃ W ₄	72	71	C2DB	1N3W4-1	ESFD	-	-
2.3.842	N ₃ Y ₄	72	59	C2DB	1N3Y4-1	ESFD	-	-
2.3.719	Ba ₂ N	72	25	C2DB	1NBa2-1	ESFD	8102920	-
2.3.725	Br ₂ NSc ₂	72	41	C2DB	1NBr2Sc2-1	ESFD	-	-
2.3.726	Br ₂ NTi ₂	72	43	C2DB	1NBr2Ti2-1	ESFD	-	-
2.3.730	Ca ₂ N	72	25	C2DB	1NCa2-1	ESFD	-	22231
2.3.731	Cl ₂ Hf ₂ N	72	39	C2DB	1NCl2Hf2-1	ESFD	-	-
2.3.736	Cl ₂ NSc ₂	72	41	C2DB	1NCl2Sc2-1	ESFD	-	59125
2.3.737	Cl ₂ NY ₂	72	41	C2DB	1NCl2Y2-1	ESFD	-	-
2.3.777	H ₂ Cr ₂ N	72	31	C2DB	1NCr2H2-1	ESFD	-	-
2.3.753	Cr ₂ N	72	29	C2DB	1NCr2-1	ESFD	-	-
2.3.757	F ₂ Fe ₂ N	72	35	C2DB	1NF2Fe2-1	ESFD	-	-
2.3.764	F ₂ NSc ₂	72	41	C2DB	1NF2Sc2-1	ESFD	-	-
2.3.765	F ₂ NTi ₂	72	43	C2DB	1NF2Ti2-1	ESFD	-	-
2.3.766	F ₂ NW ₂	72	47	C2DB	1NF2W2-1	ESFD	-	-
2.3.767	F ₂ NY ₂	72	41	C2DB	1NF2Y2-1	ESFD	-	-
2.3.768	F ₂ NZr ₂	72	43	C2DB	1NF2Zr2-1	ESFD	-	-
2.3.779	H ₂ Hf ₂ NO ₂	72	39	C2DB	1NH2Hf2O2-1	ESFD	-	-
2.3.780	H ₂ Hf ₂ N	72	27	C2DB	1NH2Hf2-1	ESFD	-	-
2.3.783	H ₂ Mn ₂ N	72	33	C2DB	1NH2Mn2-1	ESFD	-	-
2.3.795	H ₂ NNb ₂	72	33	C2DB	1NH2Nb2-1	ESFD	-	-
2.3.796	H ₂ NO ₂ Sc ₂	72	41	C2DB	1NH2O2Sc2-1	ESFD	-	-
2.3.797	H ₂ NO ₂ Ti ₂	72	43	C2DB	1NH2O2Ti2-1	ESFD	-	-
2.3.798	H ₂ NO ₂ V ₂	72	45	C2DB	1NH2O2V2-1	ESFD	-	-
2.3.799	H ₂ NO ₂ Y ₂	72	41	C2DB	1NH2O2Y2-1	ESFD	-	-
2.3.800	H ₂ NO ₂ Zr ₂	72	43	C2DB	1NH2O2Zr2-1	ESFD	-	-
2.3.801	H ₂ NSc ₂	72	29	C2DB	1NH2Sc2-1	ESFD	-	-
2.3.802	H ₂ NTi ₂	72	31	C2DB	1NH2Ti2-1	ESFD	-	-
2.3.803	H ₂ NY ₂	72	29	C2DB	1NH2Y2-1	ESFD	-	-
2.3.804	H ₂ NZr ₂	72	31	C2DB	1NH2Zr2-1	ESFD	-	-
2.3.809	Hf ₂ I ₂ N	72	39	C2DB	1NHf2I2-1	ESFD	-	-
2.3.810	Hf ₂ NO ₂	72	37	C2DB	1NHf2O2-1	ESFD	-	-
2.3.811	Hf ₂ NS ₂	72	37	C2DB	1NHf2S2-1	ESFD	-	-
2.3.812	Hf ₂ NSe ₂	72	37	C2DB	1NHf2Se2-1	ESFD	-	-
2.3.813	Hf ₂ NTe ₂	72	37	C2DB	1NHf2Te2-1	ESFD	-	-
2.3.814	Hf ₂ N	72	25	C2DB	1NHf2-1	ESFD	-	-
2.3.843	NNb ₂ O ₂	72	43	C2DB	1NNb2O2-1	ESFD	-	-
2.3.844	NNb ₂ S ₂	72	43	C2DB	1NNb2S2-1	ESFD	-	-
2.3.845	NNb ₂ Se ₂	72	43	C2DB	1NNb2Se2-1	ESFD	-	-

TABLE S17: Stable (C2DB) topological semimetals

2D-TQC	Formula	LG	N. elec.	Source	Source ID	Topology (SOC)	Parent COD	Parent ICSD
2.3.846	NNb ₂ Te ₂	72	43	C2DB	1NNb2Te2-1	ESFD	-	-
2.3.847	NNb ₂	72	31	C2DB	1NNb2-1	ESFD	-	-
2.3.848	NO ₂ Ti ₂	72	41	C2DB	1NO2Ti2-1	ESFD	-	-
2.3.849	NO ₂ Zr ₂	72	41	C2DB	1NO2Zr2-1	ESFD	-	-
2.3.850	NS ₂ Ta ₂	72	39	C2DB	1NS2Ta2-1	ESFD	-	-
2.3.851	NS ₂ Ti ₂	72	41	C2DB	1NS2Ti2-1	ESFD	-	-
2.3.852	NS ₂ V ₂	72	43	C2DB	1NS2V2-1	ESFD	-	-
2.3.853	NS ₂ Zr ₂	72	41	C2DB	1NS2Zr2-1	ESFD	-	-
2.3.854	NSe ₂	72	27	C2DB	1NSe2-1	ESFD	-	-
2.3.855	NSe ₂ Ta ₂	72	39	C2DB	1NSe2Ta2-1	ESFD	-	-
2.3.856	NSe ₂ V ₂	72	43	C2DB	1NSe2V2-1	ESFD	-	-
2.3.857	NSe ₂ Zr ₂	72	41	C2DB	1NSe2Zr2-1	ESFD	-	-
2.3.858	NSr ₂	72	25	C2DB	1NSr2-1	ESFD	-	23530
2.3.859	NTa ₂ Te ₂	72	39	C2DB	1NTa2Te2-1	ESFD	-	-
2.3.860	NTa ₂	72	27	C2DB	1NTa2-1	ESFD	-	-
2.3.861	NTe ₂ Ti ₂	72	41	C2DB	1NTe2Ti2-1	ESFD	-	-
2.3.862	NY ₂	72	27	C2DB	1NY2-1	ESFD	-	-
2.3.863	NZr ₂	72	29	C2DB	1NZr2-1	ESFD	-	-
2.3.720	Bi ₂ Nb	72	43	C2DB	1NbBi2-1	ESFD	-	-
2.3.738	Cl ₂ Nb	72	27	C2DB	1NbCl2-1	ESFD	-	-
2.3.864	NbS ₂	72	25	C2DB	1NbS2-2	ESFD	7204814	237032
2.3.865	NbSe ₂	72	25	C2DB	1NbSe2-2	ESFD	1538603	645379
2.3.866	NbTe ₂	72	25	C2DB	1NbTe2-2	ESFD	-	645529
2.3.821	Hf ₄ N ₃ O ₂	72	67	C2DB	1O2N3Hf4-1	ESFD	-	-
2.3.834	N ₃ Nb ₄ O ₂	72	79	C2DB	1O2N3Nb4-1	ESFD	-	-
2.3.835	N ₃ O ₂ Sc ₄	72	71	C2DB	1O2N3Sc4-1	ESFD	-	-
2.3.836	N ₃ O ₂ Ti ₄	72	75	C2DB	1O2N3Ti4-1	ESFD	-	-
2.3.837	N ₃ O ₂ Y ₄	72	71	C2DB	1O2N3Y4-1	ESFD	-	-
2.3.838	N ₃ O ₂ Zr ₄	72	75	C2DB	1O2N3Zr4-1	ESFD	-	-
2.3.815	Hf ₂ PS ₂	72	37	C2DB	1PHf2S2-1	ESFD	-	-
2.3.816	Hf ₂ PSe ₂	72	37	C2DB	1PHf2Se2-1	ESFD	-	-
2.3.817	Hf ₂ PTe ₂	72	37	C2DB	1PHf2Te2-1	ESFD	-	-
2.3.868	PS ₂ Ti ₂	72	41	C2DB	1PS2Ti2-1	ESFD	-	-
2.3.869	PS ₂ Zr ₂	72	41	C2DB	1PS2Zr2-1	ESFD	-	-
2.3.870	PS ₂	72	17	C2DB	1PS2-1	ESFD	-	-
2.3.871	PSe ₂ Ti ₂	72	41	C2DB	1PSe2Ti2-1	ESFD	-	-
2.3.872	PSe ₂ Zr ₂	72	41	C2DB	1PSe2Zr2-1	ESFD	-	-
2.3.873	PSe ₂	72	17	C2DB	1PSe2-1	ESFD	-	-
2.3.874	PTe ₂ Ti ₂	72	41	C2DB	1PTe2Ti2-1	ESFD	-	418978
2.3.875	PTe ₂ Zr ₂	72	41	C2DB	1PTe2Zr2-1	ESFD	-	420650
2.3.876	PTe ₂	72	17	C2DB	1PTe2-1	ESFD	-	-
2.3.867	O ₂ Rh	72	27	C2DB	1RhO2-1	ESFD	-	-
2.3.877	RhS ₂	72	27	C2DB	1RhS2-1	ESFD	-	-
2.3.878	RhSe ₂	72	27	C2DB	1RhSe2-1	ESFD	-	-
2.3.879	RhTe ₂	72	27	C2DB	1RhTe2-1	ESFD	1538719	-
2.3.688	B ₃ S ₂ Ta ₄	72	65	C2DB	1S2B3Ta4-1	ESFD	-	-
2.3.822	Hf ₄ N ₃ S ₂	72	67	C2DB	1S2N3Hf4-1	ESFD	-	-
2.3.839	N ₃ S ₂ Ti ₄	72	75	C2DB	1S2N3Ti4-1	ESFD	-	-
2.3.818	Hf ₂ S ₂ Sb	72	37	C2DB	1SbHf2S2-1	ESFD	-	-
2.3.819	Hf ₂ SbSe ₂	72	37	C2DB	1SbHf2Se2-1	ESFD	-	-
2.3.820	Hf ₂ SbTe ₂	72	37	C2DB	1SbHf2Te2-1	ESFD	-	-
2.3.880	S ₂ Sb	72	17	C2DB	1SbS2-1	ESFD	-	-
2.3.882	SbSe ₂ Zr ₂	72	41	C2DB	1SbSe2Zr2-1	ESFD	-	-
2.3.883	SbSe ₂	72	17	C2DB	1SbSe2-1	ESFD	-	-
2.3.884	SbTe ₂ Ti ₂	72	41	C2DB	1SbTe2Ti2-1	ESFD	-	-
2.3.885	SbTe ₂ Zr ₂	72	41	C2DB	1SbTe2Zr2-1	ESFD	-	-
2.3.886	SbTe ₂	72	17	C2DB	1SbTe2-1	ESFD	-	-
2.3.727	Br ₂ Sc	72	25	C2DB	1ScBr2-2	ESFD	-	-

TABLE S17: Stable (C2DB) topological semimetals

2D-TQC	Formula	LG	N. elec.	Source	Source ID	Topology (SOC)	Parent COD	Parent ICSD
2.3.739	Cl ₂ Sc	72	25	C2DB	1ScCl2-2	ESFD	-	-
2.3.805	H ₂ O ₂ Sc	72	25	C2DB	1ScH2O2-1	ESFD	-	-
2.3.825	I ₂ Sc	72	25	C2DB	1ScI2-1	ESFD	-	-
2.3.881	S ₂ Sc	72	23	C2DB	1ScS2-1	ESFD	-	-
2.3.887	ScSe ₂	72	23	C2DB	1ScSe2-1	ESFD	-	-
2.3.888	ScTe ₂	72	23	C2DB	1ScTe2-1	ESFD	-	-
2.3.672	As ₂ Ta	72	21	C2DB	1TaAs2-1	ESFD	-	-
2.3.740	Cl ₂ Ta	72	25	C2DB	1TaCl2-1	ESFD	-	-
2.3.891	TaTe ₈ Ti ₃	72	95	C2DB	1TaTi3Te8-1	ESFD	-	-
2.3.889	Se ₄ Tl ₃	72	63	C2DB	1Tl3Se4-1	ESFD	-	-
2.3.728	Br ₂ Tl	72	27	C2DB	1TlBr2-2	ESFD	-	-
2.3.741	Cl ₂ Tl	72	27	C2DB	1TlCl2-1	ESFD	-	-
2.3.769	F ₂ Tl	72	27	C2DB	1TlF2-1	ESFD	-	-
2.3.806	H ₂ O ₂ Tl	72	27	C2DB	1TlH2O2-1	ESFD	-	-
2.3.826	I ₂ Tl	72	27	C2DB	1TlI2-1	ESFD	-	-
2.3.807	H ₂ O ₂ V	72	27	C2DB	1VH2O2-1	ESFD	-	-
2.3.808	H ₂ S ₂ V	72	27	C2DB	1VH2S2-1	ESFD	-	-
2.3.729	Br ₂ Y	72	25	C2DB	1YBr2-2	ESFD	-	-
2.3.742	Cl ₂ Y	72	25	C2DB	1YCl2-2	ESFD	-	-
2.3.827	I ₂ Y	72	25	C2DB	1YI2-2	ESFD	-	-
2.3.890	Se ₈ Ta ₃ Zr	72	93	C2DB	1ZrTa3Se8-1	ESFD	-	-
2.3.743	Cl ₂ NiTi ₂	72	43	C2DB	3NiCl2Ti2-1	ESFD	-	-
2.3.770	F ₂ V	72	27	C2DB	3VF2-1	ESFD	-	-
2.3.892	AgCo ₂ S ₄	78	53	C2DB	1AgCo2S4-1	ESFD	-	-
2.3.893	AgNi ₂ O ₄	78	55	C2DB	1AgNi2O4-1	ESFD	1510021	-
2.3.894	AgNi ₂ S ₄	78	55	C2DB	1AgNi2S4-1	ESFD	-	-
2.3.895	AgO ₄ Pd ₂	78	55	C2DB	1AgPd2O4-1	ESFD	-	-
2.3.896	All ₂	78	17	C2DB	1AlI2-3	ESFD	-	-
2.3.897	AsCo ₂ Se ₂	78	35	C2DB	1AsCo2Se2-1	ESFD	-	-
2.3.898	AsCo ₂ Te ₂	78	35	C2DB	1AsCo2Te2-1	ESFD	-	-
2.3.899	AsFe ₂ Se ₂	78	33	C2DB	1AsFe2Se2-1	ESFD	-	-
2.3.900	AsNi ₂ S ₂	78	37	C2DB	1AsNi2S2-1	ESFD	-	-
2.3.901	AsNi ₂ Se ₂	78	37	C2DB	1AsNi2Se2-1	ESFD	-	-
2.3.902	AsNi ₂ Te ₂	78	37	C2DB	1AsNi2Te2-1	ESFD	-	-
2.3.903	AsPd ₂ Se ₂	78	37	C2DB	1AsPd2Se2-1	ESFD	-	-
2.3.904	AsPd ₂ Te ₂	78	37	C2DB	1AsPd2Te2-1	ESFD	-	-
2.3.905	AsTe ₂	78	17	C2DB	1AsTe2-2	ESFD	-	-
2.3.906	AuCo ₂ S ₄	78	53	C2DB	1AuCo2S4-1	ESFD	-	-
2.3.907	AuNi ₂ O ₄	78	55	C2DB	1AuNi2O4-1	ESFD	-	-
2.3.908	AuNi ₂ S ₄	78	55	C2DB	1AuNi2S4-1	ESFD	-	-
2.3.909	AuO ₄ Pd ₂	78	55	C2DB	1AuPd2O4-1	ESFD	-	-
2.3.910	AuSe ₂	78	23	C2DB	1AuSe2-3	ESFD	-	-
2.3.911	AuTe ₂	78	23	C2DB	1AuTe2-3	ESFD	-	-
2.3.912	B ₂ Cl ₂ Ta ₃	78	53	C2DB	1B2Cl2Ta3-1	ESFD	-	-
2.3.952	H ₂ B ₂ S ₂ V ₃	78	59	C2DB	1B2H2S2V3-1	ESFD	-	-
2.3.913	B ₂ S ₂ Ta ₃	78	51	C2DB	1B2S2Ta3-1	ESFD	-	-
2.3.915	BiCo ₂ Se ₂	78	45	C2DB	1BiCo2Se2-1	ESFD	-	-
2.3.916	BiCo ₂ Te ₂	78	45	C2DB	1BiCo2Te2-1	ESFD	-	-
2.3.917	BiNi ₂ Se ₂	78	47	C2DB	1BiNi2Se2-1	ESFD	-	-
2.3.918	BiNi ₂ Te ₂	78	47	C2DB	1BiNi2Te2-1	ESFD	-	-
2.3.919	BiPd ₂ Te ₂	78	47	C2DB	1BiPd2Te2-1	ESFD	-	-
2.3.920	C ₂ F ₂ Nb ₃	78	61	C2DB	1C2F2Nb3-1	ESFD	-	-
2.3.921	C ₂ F ₂ Sc ₃	78	55	C2DB	1C2F2Sc3-1	ESFD	-	-
2.3.922	C ₂ H ₂ O ₂ Sc ₃	78	55	C2DB	1C2H2O2Sc3-1	ESFD	-	-
2.3.923	C ₂ H ₂ O ₂ V ₃	78	61	C2DB	1C2H2O2V3-1	ESFD	-	-
2.3.926	C ₂ Nb ₃	78	47	C2DB	1C2Nb3-1	ESFD	-	-
2.3.924	C ₂ Nb ₃ O ₂	78	59	C2DB	1C2O2Nb3-1	ESFD	-	-
2.3.927	C ₂ O ₂ Ta ₃	78	53	C2DB	1C2O2Ta3-1	ESFD	-	-

TABLE S17: Stable (C2DB) topological semimetals

2D-TQC	Formula	LG	N. elec.	Source	Source ID	Topology (SOC)	Parent COD	Parent ICSD
2.3.928	C ₂ O ₂ Y ₃	78	53	C2DB	1C2O2Y3-1	ESFD	-	-
2.3.925	C ₂ Nb ₃ S ₂	78	59	C2DB	1C2S2Nb3-1	ESFD	-	-
2.3.929	C ₂ S ₂ Ta ₃	78	53	C2DB	1C2S2Ta3-1	ESFD	-	-
2.3.930	C ₂ S ₂ V ₃	78	59	C2DB	1C2S2V3-1	ESFD	-	-
2.3.931	C ₂ Sc ₃	78	41	C2DB	1C2Sc3-1	ESFD	-	-
2.3.932	C ₂ V ₃	78	47	C2DB	1C2V3-1	ESFD	-	-
2.3.933	C ₂ Y ₃	78	41	C2DB	1C2Y3-1	ESFD	-	-
2.3.934	Cl ₂ N ₂ Sc ₃	78	57	C2DB	1Cl2N2Sc3-1	ESFD	-	-
2.3.953	H ₂ Co	78	11	C2DB	1CoH2-1	ESFD	-	-
2.3.940	CoSe ₂	78	21	C2DB	1CoSe2-2	ESFD	-	-
2.3.941	CoTe ₂	78	21	C2DB	1CoTe2-2	ESFD	-	-
2.3.954	H ₂ Cu	78	13	C2DB	1CuH2-1	ESFD	-	-
2.3.942	CuLi ₂	78	17	C2DB	1CuLi2-1	ESFD	-	-
2.3.943	CuNi ₂ O ₄	78	55	C2DB	1CuNi2O4-1	ESFD	-	-
2.3.944	CuO ₄ Pd ₂	78	55	C2DB	1CuPd2O4-1	ESFD	-	-
2.3.945	CuSe ₂	78	23	C2DB	1CuSe2-2	ESFD	-	-
2.3.946	CuTe ₂	78	23	C2DB	1CuTe2-2	ESFD	-	-
2.3.947	F ₂ N ₂ Sc ₃	78	57	C2DB	1F2N2Sc3-1	ESFD	-	-
2.3.948	F ₂ N ₂ Y ₃	78	57	C2DB	1F2N2Y3-1	ESFD	-	-
2.3.951	Gal ₂	78	27	C2DB	1Gal2-3	ESFD	-	-
2.3.956	H ₂ N ₂ O ₂ Sc ₃	78	57	C2DB	1H2N2O2Sc3-1	ESFD	-	-
2.3.957	H ₂ N ₂ O ₂ Y ₃	78	57	C2DB	1H2N2O2Y3-1	ESFD	-	-
2.3.962	I ₂ In	78	27	C2DB	1InI2-3	ESFD	-	-
2.3.955	H ₂ Ir	78	11	C2DB	1IrH2-1	ESFD	-	-
2.3.964	IrLi ₂	78	15	C2DB	1IrLi2-1	ESFD	-	-
2.3.967	N ₂ Nb ₃	78	49	C2DB	1N2Nb3-1	ESFD	-	-
2.3.968	N ₂ O ₂ Sc ₃	78	55	C2DB	1N2O2Sc3-1	ESFD	-	-
2.3.969	N ₂ Ta ₃	78	43	C2DB	1N2Ta3-1	ESFD	-	-
2.3.970	N ₂ V ₃	78	49	C2DB	1N2V3-1	ESFD	-	-
2.3.971	N ₂ Y ₃	78	43	C2DB	1N2Y3-1	ESFD	-	-
2.3.914	Bi ₂ Nb	78	43	C2DB	1NbBi2-2	ESFD	-	-
2.3.935	Co ₂ PS ₂	78	35	C2DB	1PCo2S2-1	ESFD	-	-
2.3.936	Co ₂ PSe ₂	78	35	C2DB	1PCo2Se2-1	ESFD	-	-
2.3.937	Co ₂ PTe ₂	78	35	C2DB	1PCo2Te2-1	ESFD	-	-
2.3.949	Fe ₂ PSe ₂	78	33	C2DB	1PFe2Se2-1	ESFD	-	-
2.3.972	Ni ₂ PS ₂	78	37	C2DB	1PNi2S2-1	ESFD	-	-
2.3.973	Ni ₂ PSe ₂	78	37	C2DB	1PNi2Se2-1	ESFD	-	-
2.3.974	Ni ₂ PTe ₂	78	37	C2DB	1PNi2Te2-1	ESFD	-	-
2.3.978	PPd ₂ Se ₂	78	37	C2DB	1PPd2Se2-1	ESFD	-	-
2.3.979	PPd ₂ Te ₂	78	37	C2DB	1PPd2Te2-1	ESFD	-	-
2.3.958	H ₂ Re	78	9	C2DB	1ReH2-1	ESFD	-	-
2.3.959	H ₂ Rh	78	17	C2DB	1RhH2-1	ESFD	-	-
2.3.965	Li ₂ Rh	78	21	C2DB	1RhLi2-1	ESFD	-	-
2.3.938	Co ₂ SbSe ₂	78	35	C2DB	1SbCo2Se2-1	ESFD	-	-
2.3.939	Co ₂ SbTe ₂	78	35	C2DB	1SbCo2Te2-1	ESFD	-	-
2.3.975	Ni ₂ S ₂ Sb	78	37	C2DB	1SbNi2S2-1	ESFD	-	-
2.3.976	Ni ₂ SbSe ₂	78	37	C2DB	1SbNi2Se2-1	ESFD	-	-
2.3.977	Ni ₂ SbTe ₂	78	37	C2DB	1SbNi2Te2-1	ESFD	9010633	-
2.3.980	Pd ₂ S ₂ Sb	78	37	C2DB	1SbPd2S2-1	ESFD	-	-
2.3.981	Pd ₂ SbSe ₂	78	37	C2DB	1SbPd2Se2-1	ESFD	-	-
2.3.982	Pd ₂ SbTe ₂	78	37	C2DB	1SbPd2Te2-1	ESFD	-	-
2.3.983	S ₂ Sb	78	17	C2DB	1SbS2-1	ESFD	-	-
2.3.984	SbSe ₂	78	17	C2DB	1SbSe2-3	ESFD	-	-
2.3.985	SbTe ₂	78	17	C2DB	1SbTe2-2	ESFD	-	-
2.3.950	Fe ₃ Se ₂ Si	78	40	C2DB	1SiSe2Fe3-1	ES	-	-
2.3.960	H ₂ Ta	78	13	C2DB	1TaH2-1	ESFD	-	-
2.3.986	Se ₂ Ta	78	23	C2DB	1TaSe2-1	ESFD	1521538	24318
2.3.987	TaTe ₂	78	23	C2DB	1TaTe2-1	ESFD	-	-

TABLE S17: Stable (C2DB) topological semimetals

2D-TQC	Formula	LG	N. elec.	Source	Source ID	Topology (SOC)	Parent COD	Parent ICSD
2.3.963	I ₂ Tl	78	27	C2DB	1TI2-3	ESFD	-	-
2.3.961	H ₂ V	78	15	C2DB	1VH2-1	ESFD	-	-
2.3.966	Li ₂ V	78	19	C2DB	1VLi2-1	ESFD	-	-

E. Not-stable (C2DB)

TABLE S18: Not-stable (C2DB) topological semimetals

2D-TQC	Formula	LG	N. elec.	Source	Source ID	Topology (SOC)	Parent COD	Parent ICSD
2.4.1	AsGeO ₂	1	31	C2DB	1AsGeO2-1	ESFD	-	-
2.4.2	AsO ₃ Pd	1	33	C2DB	1AsPdO3-1	ESFD	-	-
2.4.4	AuCl ₂ GaS ₃ Ta	1	67	C2DB	1AuGaTaCl2S3-1	ESFD	-	-
2.4.5	AuS ₂ Sn	1	37	C2DB	1AuSnS2-1	ESFD	-	-
2.4.3	AuBr ₂ Sr	1	35	C2DB	1AuSrBr2-1	ESFD	-	-
2.4.10	BrCaGeO	1	37	C2DB	1BrCaGeO-1	ESFD	-	-
2.4.11	BrClInOSe	1	39	C2DB	1BrClInOSe-1	ESFD	-	-
2.4.12	BrInMnSe	1	39	C2DB	1BrInMnSe-1	ESFD	-	-
2.4.13	BrOSnTe	1	33	C2DB	1BrOSnTe-1	ESFD	-	-
2.4.17	CuOSeTe	1	29	C2DB	1CuOSeTe-1	ESFD	-	-
2.4.18	FSZn	1	25	C2DB	1FSZn-1	ESFD	-	-
2.4.14	Cl ₂ GaSSe	1	39	C2DB	1GaSSeCl2-1	ESFD	-	-
2.4.7	Br ₂ GaSe	1	33	C2DB	1GaSeBr2-1	ESFD	-	-
2.4.20	InP ₂ S ₂	1	35	C2DB	1InP2S2-1	ESFD	-	-
2.4.21	InS ₃	1	31	C2DB	1InS3-1	ESFD	-	-
2.4.8	Br ₂ InSe	1	33	C2DB	1InSeBr2-1	ESFD	-	-
2.4.22	MnOSeSi	1	29	C2DB	1MnOSeSi-1	ESFD	-	-
2.4.15	Cl ₂ MnZn	1	39	C2DB	1MnZnCl2-1	ESFD	-	-
2.4.23	MoSbSe ₃	1	37	C2DB	1MoSbSe3-1	ESFD	-	-
2.4.24	NbSSiTe	1	29	C2DB	1NbSSiTe-1	ESFD	-	-
2.4.25	NiO ₃ P	1	33	C2DB	1NiPO3-1	ESFD	-	-
2.4.16	Cl ₂ OY	1	31	C2DB	1OYCl2-1	ESFD	-	-
2.4.9	Br ₂ STl	1	33	C2DB	1STlBr2-1	ESFD	-	-
2.4.26	Br ₂ InS	3	33	C2DB	1InSBr2-1	ESFD	-	-
2.4.28	ClCr	4	19	C2DB	1ClCr-1	ESFD	-	-
2.4.30	HZn	4	13	C2DB	1HZn-1	ESFD	-	-
2.4.27	Br ₂ MnNSb	4	37	C2DB	1MnNSbBr2-1	ESFD	-	-
2.4.31	O ₃ PPd	4	33	C2DB	1PPdO3-1	ESFD	-	-
2.4.29	H ₆ Ag ₂ Re	4	35	C2DB	1ReAg2H6-1	ESFD	-	-
2.4.32	P ₂ S ₆ Sn ₂	5	74	C2DB	8451fa32b2ab	ES	-	-
2.4.33	H ₂ Cd ₂	7	26	C2DB	2CdH-1	ESFD	-	-
2.4.34	AgBrIZn	11	37	C2DB	1AgBrIZn-1	ESFD	-	-
2.4.35	AgClMnSe	11	37	C2DB	1AgClMnSe-1	ESFD	-	-
2.4.36	AgOsS ₂	11	31	C2DB	1AgOsS2-1	ESFD	-	-
2.4.38	AuBrMnSe	11	37	C2DB	1AuBrMnSe-1	ESFD	-	-
2.4.37	AuBr ₂ Cd	11	37	C2DB	1AuCdBr2-1	ESFD	-	-
2.4.39	BiBrClS	11	35	C2DB	1BiBrClS-1	ESFD	-	-
2.4.40	BrCaCuI	11	35	C2DB	1BrCaCuI-1	ESFD	-	-
2.4.41	BrClHfN	11	29	C2DB	1BrClHfN-1	ESFD	-	-
2.4.42	BrMoSTe	11	33	C2DB	1BrMoSTe-1	ESFD	-	-
2.4.44	ClInbZr	11	39	C2DB	1ClInbZr-1	ESFD	-	-
2.4.45	ClNiSe	11	23	C2DB	1ClNiSe-1	ESFD	-	-
2.4.46	ClSeVY	11	37	C2DB	1ClSeVY-1	ESFD	-	-
2.4.48	FNi ₂ O	11	33	C2DB	1FONi2-1	ESFD	-	-
2.4.49	GeHfISe	11	37	C2DB	1GeHfISe-1	ESFD	-	-
2.4.50	GeSSbTe	11	31	C2DB	1GeSSbTe-1	ESFD	-	-
2.4.51	GeSSeV	11	39	C2DB	1GeSSeV-1	ESFD	-	-
2.4.43	Cl ₂ HgORe	11	39	C2DB	1HgOReCl2-1	ESFD	-	-
2.4.53	InSiTe ₂	11	29	C2DB	1InSiTe2-1	ESFD	-	-
2.4.52	I ₂ IrSSb ₂	11	39	C2DB	1IrSI2Sb2-1	ESFD	-	-
2.4.47	F ₂ LiPt	11	27	C2DB	1LiPtF2-1	ESFD	-	-
2.4.54	AgBrSV	13	37	C2DB	1AgBrSV-1	ESFD	-	-
2.4.55	AsGe	13	19	C2DB	1AsGe-1	ESFD	-	-
2.4.57	AsNiO ₃	13	33	C2DB	1AsNiO3-1	ESFD	-	-
2.4.58	AsO ₂	13	17	C2DB	1AsO2-1	ESFD	-	-

TABLE S18: Not-stable (C2DB) topological semimetals

2D-TQC	Formula	LG	N. elec.	Source	Source ID	Topology (SOC)	Parent COD	Parent ICSD
2.4.56	AsNi ₂ SSe	13	37	C2DB	1AsSSeNi2-1	ESFD	-	-
2.4.59	BiSTe	13	27	C2DB	1BiSTe-1	ESFD	-	-
2.4.69	CBrFlr	13	27	C2DB	1BrCFIr-1	ESFD	-	-
2.4.77	HBrNZn	13	25	C2DB	1BrHNZn-1	ESFD	-	-
2.4.60	BrF ₂ Hf	13	31	C2DB	1BrHfF2-1	ESFD	-	-
2.4.62	BrISSc	13	31	C2DB	1BrISSc-1	ESFD	-	-
2.4.63	BrISTa	13	31	C2DB	1BrISTa-1	ESFD	-	-
2.4.64	BrMnSbTe	13	31	C2DB	1BrMnSbTe-1	ESFD	-	-
2.4.65	BrNiTeTi	13	35	C2DB	1BrNiTeTi-1	ESFD	-	-
2.4.66	BrPbSSr	13	37	C2DB	1BrPbSSr-1	ESFD	-	-
2.4.61	BrGa ₂ S	13	39	C2DB	1BrSGa2-1	ESFD	-	-
2.4.67	BrPd ₂ S	13	33	C2DB	1BrSPd2-1	ESFD	-	-
2.4.68	BrSSnSr	13	37	C2DB	1BrSSnSr-1	ESFD	-	-
2.4.78	HCdOS	13	25	C2DB	1CdHOS-1	ESFD	-	-
2.4.70	ClFePtTe	13	31	C2DB	1ClFePtTe-1	ESFD	-	-
2.4.71	ClIRh	13	29	C2DB	1ClIRh-1	ESFD	-	-
2.4.72	FNNbO	13	31	C2DB	1FNNbO-1	ESFD	-	-
2.4.73	FeI ₂ Tl	13	35	C2DB	1FeI2-1	ESFD	-	-
2.4.76	GaSe ₄	13	37	C2DB	1GaSe4-1	ESFD	-	-
2.4.79	HOPbS	13	27	C2DB	1HOPbS-1	ESFD	-	-
2.4.80	HfTaTe ₂	13	33	C2DB	1HfTaTe2-1	ESFD	-	-
2.4.82	In ₂ S	13	39	C2DB	1ISn2-1	ESFD	-	-
2.4.83	InSe ₄	13	37	C2DB	1InSe4-1	ESFD	-	-
2.4.84	InTe ₄	13	37	C2DB	1InTe4-1	ESFD	-	-
2.4.85	MnMoSeTe	13	39	C2DB	1MnMoSeTe-1	ESFD	-	-
2.4.86	MnSSeSi	13	29	C2DB	1MnSSeSi-1	ESFD	-	-
2.4.87	NSe ₂ W ₂	13	45	C2DB	1NSe2W2-1	ESFD	-	-
2.4.88	NbSiTe ₂	13	29	C2DB	1NbSiTe2-1	ESFD	-	-
2.4.81	I ₂ NbZr	13	39	C2DB	1NbZrI2-1	ESFD	-	-
2.4.89	NiP ₃ S ₂	13	37	C2DB	1NiS2P3-1	ESFD	-	-
2.4.90	O ₃ PdSb	13	33	C2DB	1PdSbO3-1	ESFD	-	-
2.4.92	STeY	13	23	C2DB	1STeY-1	ESFD	-	-
2.4.91	S ₂ VW	13	39	C2DB	1VWS2-1	ESFD	-	-
2.4.93	Se ₂ VW	13	39	C2DB	1VWSe2-1	ESFD	-	-
2.4.75	GaSSe	13	25	C2DB	a189568b92ad	ESFD	-	-
2.4.94	Cl ₄ Ta ₂	15	50	C2DB	2TaCl2-1	ESFD	-	-
2.4.115	H ₆ AgSn	18	31	C2DB	1AgSnH6-1	ESFD	-	-
2.4.100	AuF ₂ O ₂	18	37	C2DB	1AuF2O2-1	ESFD	-	-
2.4.101	AuF ₂ S ₂	18	37	C2DB	1AuF2S2-1	ESFD	-	-
2.4.112	H ₂ AuO ₂	18	25	C2DB	1AuH2O2-1	ESFD	-	-
2.4.102	AuNa ₂ O ₂	18	37	C2DB	1AuNa2O2-1	ESFD	-	-
2.4.116	H ₆ AuSn	18	31	C2DB	1AuSnH6-1	ESFD	-	-
2.4.117	H ₆ CuGe	18	31	C2DB	1CuGeH6-1	ESFD	-	-
2.4.113	H ₂ GaS ₂	18	27	C2DB	1GaH2S2-1	ESFD	-	-
2.4.105	F ₂ MnS ₂	18	39	C2DB	1MnF2S2-1	ESFD	-	-
2.4.111	H ₁₂ MnSb ₂	18	35	C2DB	1MnSb2H12-1	ESFD	-	-
2.4.106	F ₂ S ₂ Tl	18	39	C2DB	1TlF2S2-1	ESFD	-	-
2.4.95	AgO ₂	18	23	C2DB	2AgO2-2	ESFD	-	-
2.4.96	AgS ₂	18	23	C2DB	2AgS2-2	ESFD	-	-
2.4.97	AgSe ₂	18	23	C2DB	2AgSe2-2	ESFD	-	-
2.4.98	AuO ₂	18	23	C2DB	2AuO2-2	ESFD	-	-
2.4.99	AuTe ₂	18	23	C2DB	2AuTe2-2	ESFD	-	-
2.4.103	BiS ₂	18	27	C2DB	2BiS2-1	ESFD	-	-
2.4.109	GaS ₂	18	25	C2DB	2GaS2-2	ESFD	-	-
2.4.110	GaSe ₂	18	25	C2DB	2GaSe2-1	ESFD	-	-
2.4.118	InO ₂	18	25	C2DB	2InO2-1	ESFD	-	-
2.4.119	InS ₂	18	25	C2DB	2InS2-4	ESFD	-	-
2.4.120	InSe ₂	18	25	C2DB	2InSe2-1	ESFD	-	-

TABLE S18: Not-stable (C2DB) topological semimetals

2D-TQC	Formula	LG	N. elec.	Source	Source ID	Topology (SOC)	Parent COD	Parent ICSD
2.4.121	InSe ₂	18	25	C2DB	2InSe2-3	ESFD	-	-
2.4.122	InTe ₂	18	25	C2DB	2InTe2-3	ESFD	-	-
2.4.104	Cl ₂ Re	18	21	C2DB	2ReCl2-1	ESFD	-	-
2.4.107	F ₂ Rh	18	29	C2DB	2RhF2-1	ESFD	-	-
2.4.124	S ₂ Sb	18	17	C2DB	2SbS2-1	ESFD	-	-
2.4.108	F ₂ Ta	18	25	C2DB	2TaF2-1	ESFD	-	-
2.4.123	O ₂ Tl	18	25	C2DB	2TlO2-1	ESFD	-	-
2.4.125	Te ₂ Tl	18	25	C2DB	2TlTe2-1	ESFD	-	-
2.4.114	H ₂ V	18	15	C2DB	2VH2-1	ESFD	-	-
2.4.127	AgBrCaCl	23	35	C2DB	1AgBrCaCl-1	ESFD	-	-
2.4.128	AgBrCaI	23	35	C2DB	1AgBrCaI-1	ESFD	-	-
2.4.129	AgSTe	23	23	C2DB	1AgSTe-1	ESFD	-	-
2.4.126	AgBr ₂ Se	23	31	C2DB	1AgSeBr2-1	ESFD	-	-
2.4.131	AlCa ₂ O ₂	23	39	C2DB	1AlCa2O2-1	ESFD	-	-
2.4.132	AlF ₂	23	17	C2DB	1AlF2-1	ESFD	-	-
2.4.130	AlBr ₂ S ₂ Si	23	33	C2DB	1AlSiBr2S2-1	ESFD	-	-
2.4.133	AsClInS	23	31	C2DB	1AsClInS-1	ESFD	-	-
2.4.135	AuClIS	23	31	C2DB	1AuClIS-1	ESFD	-	-
2.4.136	AuGeSeTe	23	37	C2DB	1AuGeSeTe-1	ESFD	-	-
2.4.134	AuBr ₂ Se	23	31	C2DB	1AuSeBr2-1	ESFD	-	-
2.4.137	BaBrSW	23	37	C2DB	1BaBrSW-1	ESFD	-	-
2.4.139	BiNi	23	25	C2DB	1BiNi-1	ESFD	-	-
2.4.138	BiBr ₂ Pd	23	39	C2DB	1BiPdBr2-1	ESFD	-	-
2.4.146	BrCdClN	23	31	C2DB	1BrCdClN-1	ESFD	-	-
2.4.147	BrClNPd ₂	23	39	C2DB	1BrClNPd2-1	ESFD	-	-
2.4.148	BrIMnS	23	33	C2DB	1BrIMnS-1	ESFD	-	-
2.4.149	BrNbTaTe	23	37	C2DB	1BrNbTaTe-1	ESFD	-	-
2.4.150	Cl ₂ NiTa	23	39	C2DB	1ClNiTa2-1	ESFD	-	-
2.4.151	CdS ₂ Sb	23	29	C2DB	1CdSbS2-1	ESFD	-	-
2.4.154	ClHfIMn	23	37	C2DB	1ClHfIMn-1	ESFD	-	-
2.4.155	ClISc	23	25	C2DB	1ClISc-1	ESFD	-	-
2.4.140	Br ₂ CoSe	23	29	C2DB	1CoSeBr2-1	ESFD	-	-
2.4.156	CrSeTeV	23	37	C2DB	1CrSeTeV-1	ESFD	-	-
2.4.141	Br ₂ Cs	23	23	C2DB	1CsBr2-1	ESFD	-	-
2.4.157	CsI ₂	23	23	C2DB	1CsI2-1	ESFD	-	-
2.4.158	CuFLiO ₂	23	33	C2DB	1CuFLiO2-1	ESFD	-	-
2.4.142	Br ₂ CuMo	23	39	C2DB	1CuMoBr2-1	ESFD	-	-
2.4.160	GaTe ₂ Zr	23	37	C2DB	1GaZrTe2-1	ESFD	-	-
2.4.159	F ₃ Hf	23	31	C2DB	1HfF3-1	ESFD	-	-
2.4.161	HfITeTi	23	35	C2DB	1HfITeTi-1	ESFD	-	-
2.4.162	HfO ₂ V	23	35	C2DB	1HfVO2-1	ESFD	-	-
2.4.163	HfS ₂ V	23	35	C2DB	1HfVS2-1	ESFD	-	-
2.4.167	ISZn ₂	23	37	C2DB	1ISZn2-1	ESFD	-	-
2.4.168	ISZn	23	25	C2DB	1ISZn-1	ESFD	-	-
2.4.164	I ₂ InSe	23	33	C2DB	1InSeI2-1	ESFD	-	-
2.4.143	Br ₂ K	23	23	C2DB	1KBr2-1	ESFD	-	-
2.4.165	I ₂ K	23	23	C2DB	1KI2-1	ESFD	-	-
2.4.169	LiSSe	23	15	C2DB	1LiSSe-1	ESFD	-	-
2.4.144	Br ₂ Na	23	21	C2DB	1NaBr2-1	ESFD	-	-
2.4.152	Cl ₂ Na	23	21	C2DB	1NaCl2-1	ESFD	-	-
2.4.170	NbOSe	23	25	C2DB	1NbOSe-2	ESFD	-	-
2.4.153	Cl ₂ NbPt	23	37	C2DB	1NbPtCl2-1	ESFD	-	-
2.4.145	Br ₂ Rb	23	23	C2DB	1RbBr2-1	ESFD	-	-
2.4.166	I ₂ Rb	23	23	C2DB	1RbI2-1	ESFD	-	-
2.4.171	RbSe ₂	23	21	C2DB	1RbSe2-1	ESFD	-	-
2.4.172	Se ₂ TaTi	23	35	C2DB	1TaTiSe2-1	ESFD	-	-
5.4.1	C ₄ Li ₂ O ₂	32	34	C2DB	2LiOC2-1	ESFDplusAccidental	-	-
2.4.173	Li ₂ N ₄ O ₂	32	38	C2DB	2LiON2-1	ESFD	-	-

TABLE S18: Not-stable (C2DB) topological semimetals

2D-TQC	Formula	LG	N. elec.	Source	Source ID	Topology (SOC)	Parent COD	Parent ICSD
2.4.179	CAs	35	9	C2DB	1AsC-1	ESFD	-	-
2.4.176	BLi ₄ O ₄	35	39	C2DB	1BLi4O4-1	ESFD	-	-
2.4.177	BLi ₄ S ₄	35	39	C2DB	1BLi4S4-1	ESFD	-	-
2.4.178	BS	35	9	C2DB	1BS-1	ESFD	-	-
2.4.180	CP	35	9	C2DB	1CP-1	ESFD	-	-
2.4.181	OTI	35	19	C2DB	1OTI-1	ESFD	-	-
2.4.174	AgBr ₂ S ₂ Sr ₂	35	57	C2DB	849adca71060	ESFD	-	-
2.4.175	AgCa ₂ Cl ₂ O ₂	35	57	C2DB	82ffa28b190c	ESFD	-	-
2.4.182	I ₂ Pt ₂	36	34	C2DB	1aec7cda98b8	ES	-	-
2.4.183	AlB ₄	37	15	C2DB	1AlB4-1	ESFD	1529751	-
2.4.184	AlBr ₂ Se	37	23	C2DB	1AlSeBr2-1	ESFD	-	-
2.4.186	CoNiOSe ₂	37	37	C2DB	1CoNiOSe2-1	ESFD	-	-
2.4.185	Br ₂ MnTe	37	33	C2DB	1MnTeBr2-1	ESFD	-	-
2.4.187	F ₂ SV	37	33	C2DB	1SVF2-1	ESFD	-	-
2.4.188	F ₃ Ru	37	35	C2DB	538aea76231a	ESFD	-	-
2.4.189	C ₂ Cu ₂ N ₄	41	50	C2DB	2CCuN2-1	ESFD	7222502	-
2.4.190	H ₄ Au ₂	42	26	C2DB	2AuH2-1	ESFD	-	-
2.4.191	Ag ₂ S ₂	46	34	C2DB	2AgS-4	ESFD	-	-
2.4.192	Al ₂ Br ₂ N ₂	46	30	C2DB	2AlBrN-1	ESFD	-	-
2.4.193	Al ₂ Cl ₂ N ₂	46	30	C2DB	2AlClN-1	ESFD	-	-
2.4.195	Au ₂ Se ₂	46	34	C2DB	2AuSe-2	ESFD	-	-
2.4.194	Au ₂ S ₂	46	34	C2DB	2AuS-5	ESFD	-	-
2.4.199	C ₂ Br ₂ Fe ₂	46	38	C2DB	2BrCFe-1	ESFD	-	-
2.4.200	C ₂ Br ₂ Si ₂	46	30	C2DB	2BrCSi-1	ESFD	-	-
2.4.196	Br ₂ S ₂ Si ₂	46	34	C2DB	2BrSSi-1	ESFD	-	-
2.4.197	Br ₂ Se ₂ Si ₂	46	34	C2DB	2BrSeSi-1	ESFD	-	-
2.4.198	Br ₂ Si ₂ Te ₂	46	34	C2DB	2BrSiTe-1	ESFD	-	-
2.4.201	C ₂ Cl ₂ Fe ₂	46	38	C2DB	2CClFe-1	ESFD	-	-
2.4.202	C ₂ Cl ₂ Si ₂	46	30	C2DB	2CClSi-1	ESFD	-	-
2.4.203	C ₂ F ₂ Fe ₂	46	38	C2DB	2CFFe-1	ESFD	-	-
2.4.204	C ₂ F ₂ Si ₂	46	30	C2DB	2CFSi-1	ESFD	-	-
2.4.205	C ₂ Fe ₂ I ₂	46	38	C2DB	2CFeI-1	ESFD	-	-
2.4.206	Cl ₂ S ₂ Si ₂	46	34	C2DB	2ClSSi-1	ESFD	-	-
2.4.207	Cl ₂ Se ₂ Si ₂	46	34	C2DB	2ClSeSi-1	ESFD	-	-
2.4.208	Cl ₂ Si ₂ Te ₂	46	34	C2DB	2ClSiTe-1	ESFD	-	-
2.4.209	Cu ₂ S ₂	46	34	C2DB	2CuS-5	ESFD	-	-
2.4.210	F ₂ S ₂ Si ₂	46	34	C2DB	2FSSi-1	ESFD	-	-
2.4.211	F ₂ Se ₂ Si ₂	46	34	C2DB	2FSeSi-1	ESFD	-	-
2.4.212	F ₂ Si ₂ Te ₂	46	34	C2DB	2FSiTe-1	ESFD	-	-
2.4.213	H ₂ Fe ₂ S ₂	46	30	C2DB	2FeHS-1	ESFD	-	-
2.4.214	H ₂ Ni ₂ O ₂	46	34	C2DB	2HNiO-1	ESFD	-	-
2.4.215	H ₂ Ni ₂ S ₂	46	34	C2DB	2HNiS-1	ESFD	-	-
2.4.216	I ₂ S ₂ Si ₂	46	34	C2DB	2ISSi-1	ESFD	-	-
2.4.217	I ₂ Se ₂ Si ₂	46	34	C2DB	2ISeSi-1	ESFD	-	-
2.4.219	H ₆ CuSn	47	31	C2DB	1CuSnH6-1	ESFD	-	-
2.4.218	F ₂ Ir	47	23	C2DB	2IrF2-1	ESFD	-	-
2.4.220	C ₂ H ₄ Li ₂	48	18	C2DB	2CLiH2-1	ESFD	-	-
2.4.221	C ₂ H ₄ Na ₂	48	26	C2DB	2CNaH2-1	ESFD	-	-
2.4.222	AgSe ₂ Sr	55	33	C2DB	1AgSrSe2-1	ESFD	-	-
2.4.224	BiSe ₂ Zr	55	39	C2DB	1BiZrSe2-1	ESFD	-	-
2.4.225	BrCaSnTe	55	37	C2DB	1BrCaSnTe-1	ESFD	-	-
2.4.226	ClSSc ₂	55	35	C2DB	1ClSSc2-1	ESFD	-	-
2.4.228	INSeV	55	31	C2DB	1INSeV-1	ESFD	-	-
2.4.227	I ₂ InZn	55	39	C2DB	1InZnI2-1	ESFD	-	-
2.4.229	InSe ₂ Zr	55	37	C2DB	1InZrSe2-1	ESFD	-	-
2.4.223	BBr ₂ Mo	55	31	C2DB	2BMoBr2-1	ESFD	-	-
2.4.230	AsNiO ₄	57	39	C2DB	1AsNiO4-1	ESFD	-	-
2.4.231	AgCrI ₂	59	37	C2DB	1AgCrI2-1	ESFD	-	-

TABLE S18: Not-stable (C2DB) topological semimetals

2D-TQC	Formula	LG	N. elec.	Source	Source ID	Topology (SOC)	Parent COD	Parent ICSD
2.4.232	AgPtSe ₂	59	33	C2DB	1AgPtSe2-1	ESFD	-	-
2.4.233	AgS ₂	59	23	C2DB	1AgS2-2	ESFD	-	-
2.4.234	AlBr ₂	59	17	C2DB	1AlBr2-1	ESFD	-	-
2.4.235	AlCl ₂	59	17	C2DB	1AlCl2-1	ESFD	-	-
2.4.236	AlF ₂	59	17	C2DB	1AlF2-2	ESFD	-	-
2.4.283	H ₂ Al	59	5	C2DB	1AlH2-1	ESFD	-	-
2.4.237	AlI ₂	59	17	C2DB	1AlI2-2	ESFD	-	-
2.4.238	AlS ₂	59	15	C2DB	1AlS2-1	ESFD	-	-
2.4.239	AsS ₂	59	17	C2DB	1AsS2-2	ESFD	-	-
2.4.240	AsSe ₂	59	17	C2DB	1AsSe2-2	ESFD	-	-
2.4.241	AsTe ₂	59	17	C2DB	1AsTe2-3	ESFD	-	-
2.4.242	AuCl ₂	59	25	C2DB	1AuCl2-2	ESFD	-	-
2.4.243	AuO ₂	59	23	C2DB	1AuO2-3	ESFD	-	-
2.4.244	AuS ₂	59	23	C2DB	1AuS2-3	ESFD	-	-
2.4.245	AuSe ₂	59	23	C2DB	1AuSe2-2	ESFD	-	-
2.4.246	BiCl ₂	59	29	C2DB	1BiCl2-3	ESFD	-	-
2.4.247	BiF ₂	59	29	C2DB	1BiF2-1	ESFD	-	-
2.4.248	BiO ₂	59	27	C2DB	1BiO2-2	ESFD	-	-
2.4.249	BiS ₂	59	27	C2DB	1BiS2-2	ESFD	-	-
2.4.250	BiSe ₂	59	27	C2DB	1BiSe2-3	ESFD	-	-
2.4.251	BiTe ₂	59	27	C2DB	1BiTe2-3	ESFD	-	-
2.4.284	H ₂ Co	59	11	C2DB	1CoH2-2	ESFD	-	-
2.4.266	CoMoSe ₂	59	35	C2DB	1CoMoSe2-1	ESFD	-	-
2.4.267	CoS ₂	59	21	C2DB	1CoS2-3	ESFD	-	-
2.4.268	CoSe ₂	59	21	C2DB	1CoSe2-3	ESFD	-	-
2.4.269	CoTe ₂	59	21	C2DB	1CoTe2-3	ESFD	-	-
2.4.270	CsO ₂	59	21	C2DB	1CsO2-2	ESFD	-	-
2.4.271	CuS ₂	59	23	C2DB	1CuS2-2	ESFD	-	-
2.4.281	FeI ₂ Mn	59	35	C2DB	1FeMnI2-1	ESFD	-	-
2.4.258	Cl ₂ Ga	59	27	C2DB	1GaCl2-1	ESFD	-	-
2.4.272	F ₂ Ga	59	27	C2DB	1GaF2-1	ESFD	-	-
2.4.285	H ₂ Ga	59	15	C2DB	1GaH2-1	ESFD	-	-
2.4.282	GaS ₂	59	25	C2DB	1GaS2-1	ESFD	-	-
2.4.259	Cl ₂ In	59	27	C2DB	1InCl2-1	ESFD	-	-
2.4.273	F ₂ In	59	27	C2DB	1InF2-2	ESFD	-	-
2.4.286	H ₂ In	59	15	C2DB	1InH2-1	ESFD	-	-
2.4.293	InS ₂	59	25	C2DB	1InS2-1	ESFD	-	-
2.4.294	InSe ₂	59	25	C2DB	1InSe2-1	ESFD	-	-
2.4.252	Br ₂ Ir	59	23	C2DB	1IrBr2-2	ESFD	-	-
2.4.260	Cl ₂ Ir	59	23	C2DB	1IrCl2-2	ESFD	-	-
2.4.288	I ₂ Ir	59	23	C2DB	1IrI2-2	ESFD	-	-
2.4.295	IrO ₂	59	21	C2DB	1IrO2-2	ESFD	-	-
2.4.296	IrS ₂	59	21	C2DB	1IrS2-2	ESFD	-	-
2.4.297	IrSe ₂	59	21	C2DB	1IrSe2-3	ESFD	-	-
2.4.298	IrTe ₂	59	21	C2DB	1IrTe2-3	ESFD	-	-
2.4.299	KS ₂	59	21	C2DB	1KS2-1	ESFD	-	-
2.4.300	KSe ₂	59	21	C2DB	1KSe2-1	ESFD	-	-
2.4.301	KTe ₂	59	21	C2DB	1KTe2-1	ESFD	-	-
2.4.253	Br ₂ Nb	59	27	C2DB	1NbBr2-3	ESFD	-	-
2.4.261	Cl ₂ Nb	59	27	C2DB	1NbCl2-3	ESFD	-	-
2.4.274	F ₂ Nb	59	27	C2DB	1NbF2-2	ESFD	-	-
2.4.289	I ₂ Nb	59	27	C2DB	1NbI2-3	ESFD	-	-
2.4.302	NiS ₂ Ta	59	33	C2DB	1NiTaS2-1	ESFD	-	-
2.4.305	PS ₂	59	17	C2DB	1PS2-2	ESFD	-	-
2.4.306	PSe ₂	59	17	C2DB	1PSe2-2	ESFD	-	-
2.4.307	PTe ₂	59	17	C2DB	1PTe2-3	ESFD	-	-
2.4.308	RbS ₂	59	21	C2DB	1RbS2-1	ESFD	-	-
2.4.309	RbTe ₂	59	21	C2DB	1RbTe2-1	ESFD	-	-

TABLE S18: Not-stable (C2DB) topological semimetals

2D-TQC	Formula	LG	N. elec.	Source	Source ID	Topology (SOC)	Parent COD	Parent ICSD
2.4.254	Br ₂ Re	59	21	C2DB	1ReBr2-2	ESFD	-	-
2.4.262	Cl ₂ Re	59	21	C2DB	1ReCl2-1	ESFD	-	-
2.4.275	F ₂ Re	59	21	C2DB	1ReF2-1	ESFD	-	-
2.4.303	O ₂ Re	59	19	C2DB	1ReO2-3	ESFD	-	-
2.4.310	ReSe ₂	59	19	C2DB	1ReSe2-3	ESFD	-	-
2.4.311	ReTe ₂	59	19	C2DB	1ReTe2-3	ESFD	-	-
2.4.255	Br ₂ Rh	59	29	C2DB	1RhBr2-2	ESFD	-	-
2.4.263	Cl ₂ Rh	59	29	C2DB	1RhCl2-2	ESFD	-	-
2.4.290	I ₂ Rh	59	29	C2DB	1RhI2-2	ESFD	-	-
2.4.312	RhS ₂	59	27	C2DB	1RhS2-3	ESFD	-	-
2.4.313	RhSe ₂	59	27	C2DB	1RhSe2-3	ESFD	-	-
2.4.314	RhTe ₂	59	27	C2DB	1RhTe2-3	ESFD	-	-
2.4.256	Br ₂ Sb	59	19	C2DB	1SbBr2-1	ESFD	-	-
2.4.264	Cl ₂ Sb	59	19	C2DB	1SbCl2-1	ESFD	-	-
2.4.276	F ₂ Sb	59	19	C2DB	1SbF2-1	ESFD	-	-
2.4.304	O ₂ Sb	59	17	C2DB	1SbO2-1	ESFD	-	-
2.4.315	S ₂ Sb	59	17	C2DB	1SbS2-1	ESFD	-	-
2.4.318	SbSe ₂	59	17	C2DB	1SbSe2-2	ESFD	-	-
2.4.320	SbTe ₂	59	17	C2DB	1SbTe2-3	ESFD	-	-
2.4.319	SbTe ₂ Zr	59	29	C2DB	1SbZrTe2-1	ESFD	-	-
2.4.316	S ₂ Sc	59	23	C2DB	1ScS2-3	ESFD	-	-
2.4.321	ScSe ₂	59	23	C2DB	1ScSe2-3	ESFD	-	-
2.4.322	ScTe ₂	59	23	C2DB	1ScTe2-3	ESFD	-	-
2.4.257	Br ₂ Ta	59	25	C2DB	1TaBr2-3	ESFD	-	-
2.4.265	Cl ₂ Ta	59	25	C2DB	1TaCl2-3	ESFD	-	-
2.4.277	F ₂ Ta	59	25	C2DB	1TaF2-1	ESFD	-	-
2.4.291	I ₂ Ta	59	25	C2DB	1TaI2-3	ESFD	-	-
2.4.292	I ₂ TiV	59	39	C2DB	1TiVI2-1	ESFD	-	-
2.4.278	F ₂ Tl	59	27	C2DB	1TlF2-2	ESFD	-	-
2.4.287	H ₂ Tl	59	15	C2DB	1TlH2-1	ESFD	-	-
2.4.317	S ₂ Tl	59	25	C2DB	1TlS2-1	ESFD	-	-
2.4.323	Se ₂ Tl	59	25	C2DB	1TlSe2-1	ESFD	-	-
2.4.325	Te ₂ Tl	59	25	C2DB	1TlTe2-1	ESFD	-	-
2.4.279	F ₂ V	59	27	C2DB	1VF2-2	ESFD	-	-
2.4.280	F ₂ Y	59	25	C2DB	1YF2-3	ESFD	-	-
2.4.324	Se ₂ Y	59	23	C2DB	1YSe2-1	ESFD	-	-
2.4.326	Te ₂ Y	59	23	C2DB	1YTe2-1	ESFD	-	-
2.4.350	H ₆ AgGe	61	31	C2DB	1AgGeH6-1	ESFD	-	-
2.4.346	H ₂ Ag	61	13	C2DB	1AgH2-1	ESFD	-	-
2.4.351	H ₆ AgPb	61	31	C2DB	1AgPbH6-1	ESFD	-	-
2.4.352	H ₆ AuGe	61	31	C2DB	1AuGeH6-1	ESFD	-	-
2.4.331	AuCl ₂ S	61	31	C2DB	1AuSCl2-1	ESFD	-	-
2.4.335	BiZr	61	27	C2DB	1BiZr-1	ESFD	-	-
2.4.347	H ₂ Cu	61	13	C2DB	1CuH2-2	ESFD	-	-
2.4.339	F ₂ NZn	61	31	C2DB	1NZnF2-1	ESFD	-	-
2.4.358	Na	61	7	C2DB	1Na-2	ESFD	-	20572
2.4.348	H ₄ Nb	61	17	C2DB	1NbH4-1	ESFD	-	-
2.4.340	F ₂ Rb	61	23	C2DB	1RbF2-1	ESFD	-	-
2.4.365	ScTe	61	17	C2DB	1ScTe-1	ESFD	-	-
2.4.367	SeY	61	17	C2DB	1SeY-1	ESFD	-	-
2.4.349	H ₄ Ta	61	15	C2DB	1TaH4-1	ESFD	-	-
2.4.332	BiS	61	21	C2DB	2BiS-3	ESFD	-	-
2.4.336	CaF	61	17	C2DB	2CaF-1	ESFD	-	-
2.4.338	CoS	61	15	C2DB	2CoS-5	ESFD	-	-
2.4.341	FSr	61	17	C2DB	2FSr-1	ESFD	-	-
2.4.354	InS	61	19	C2DB	2InS-5	ESFD	-	-
2.4.363	SbSe	61	11	C2DB	2SbSe-2	ESFD	-	-
2.4.327	AlO	61	9	C2DB	bbdfd7ae9eb8	ESFD	-	-

TABLE S18: Not-stable (C2DB) topological semimetals

2D-TQC	Formula	LG	N. elec.	Source	Source ID	Topology (SOC)	Parent COD	Parent ICSD
2.4.328	AlS	61	9	C2DB	6a3995b58556	ESFD	-	-
2.4.329	AlSe	61	9	C2DB	abdd54f8c191	ESFD	-	-
2.4.330	AlTe	61	9	C2DB	ba10af39c9af	ESFD	-	-
2.4.333	BiSe	61	21	C2DB	cb8088dba1dd	ESFD	-	-
2.4.334	BiTe	61	21	C2DB	6802e9b199ab	ESFD	-	-
2.4.337	CoO	61	15	C2DB	d47bc7d294c4	ESFD	-	-
2.4.342	GaO	61	19	C2DB	484864d3132e	ESFD	-	-
2.4.343	GaS	61	19	C2DB	59b4a4d394f4	ESFD	-	-
2.4.344	GaSe	61	19	C2DB	75e8083e3aea	ESFD	-	-
2.4.345	GaTe	61	19	C2DB	ad9124d494cc	ESFD	-	-
2.4.353	InO	61	19	C2DB	f52aa2f32203	ESFD	-	-
2.4.355	InSe	61	19	C2DB	80128895cd2d	ESFD	-	-
2.4.356	InTe	61	19	C2DB	49131827d51a	ESFD	-	-
2.4.357	IrO ₂	61	21	C2DB	e2942c32cb5b	ESFD	-	-
2.4.359	OTl	61	19	C2DB	b4a3f5c5096f	ESFD	-	-
2.4.360	O ₂ Rh	61	27	C2DB	3fcb975f24f3	ESFD	-	-
2.4.361	SSb	61	11	C2DB	cb47aae74f4a	ESFD	-	-
2.4.362	STl	61	19	C2DB	f5c178117127	ESFD	-	-
2.4.364	SbTe	61	11	C2DB	c68292d0fd2c	ESFD	-	-
2.4.366	SeTl	61	19	C2DB	7fcab28cd312	ESFD	-	-
2.4.368	TeTl	61	19	C2DB	1f080298aa9e	ESFD	-	-
2.4.370	Ag ₂ Se ₂	64	34	C2DB	2AgSe-5	ESFD	-	-
2.4.369	Ag ₂ S ₂	64	34	C2DB	2AgS-5	ESFD	-	-
2.4.371	Al ₂ O ₂	64	18	C2DB	2AlO-3	ESFD	-	-
2.4.373	Al ₂ Se ₂	64	18	C2DB	2AlSe-4	ESFD	-	-
2.4.372	Al ₂ S ₂	64	18	C2DB	2AlS-4	ESFD	-	-
2.4.374	Al ₂ Te ₂	64	18	C2DB	2AlTe-4	ESFD	-	-
2.4.376	Au ₂ Se ₂	64	34	C2DB	2AuSe-7	ESFD	-	-
2.4.375	Au ₂ S ₂	64	34	C2DB	2AuS-6	ESFD	-	-
2.4.377	Au ₂ Te ₂	64	34	C2DB	2AuTe-5	ESFD	-	-
2.4.378	Ba ₂ Br ₂	64	34	C2DB	2BaBr-1	ESFD	-	-
2.4.379	Ba ₂ Cl ₂	64	34	C2DB	2BaCl-1	ESFD	-	-
2.4.380	Ba ₂ I ₂	64	34	C2DB	2BaI-1	ESFD	-	-
2.4.381	Bi ₂ O ₂	64	42	C2DB	2BiO-3	ESFD	1528107	-
2.4.382	Br ₂ Ca ₂	64	34	C2DB	2BrCa-1	ESFD	-	-
2.4.383	Br ₂ Cd ₂	64	38	C2DB	2BrCd-3	ESFD	-	-
2.4.384	Br ₂ Cr ₂	64	38	C2DB	2BrCr-1	ESFD	-	-
2.4.385	Br ₂ Hf ₂	64	34	C2DB	2BrHf-2	ESFD	-	-
2.4.386	Br ₂ Hg ₂	64	38	C2DB	2BrHg-3	ESFD	-	-
2.4.387	Br ₂ Os ₂	64	30	C2DB	2BrOs-2	ESFD	-	-
2.4.388	Br ₂ Pd ₂	64	34	C2DB	2BrPd-3	ESFD	-	-
2.4.389	Br ₂ Pt ₂	64	34	C2DB	2BrPt-3	ESFD	-	-
2.4.390	Br ₂ Sr ₂	64	34	C2DB	2BrSr-2	ESFD	-	-
2.4.391	Br ₂ Zn ₂	64	38	C2DB	2BrZn-3	ESFD	-	-
2.4.392	Br ₂ Zr ₂	64	38	C2DB	2BrZr-3	ESFD	-	-
2.4.395	Ca ₂ Cl ₂	64	34	C2DB	2CaCl-2	ESFD	-	-
2.4.396	Cd ₂ Cl ₂	64	38	C2DB	2CdCl-4	ESFD	-	-
2.4.397	Cd ₂ F ₂	64	38	C2DB	2CdF-2	ESFD	-	-
2.4.398	Cd ₂ I ₂	64	38	C2DB	2CdI-3	ESFD	-	-
2.4.399	Cl ₂ Cr ₂	64	38	C2DB	2ClCr-2	ESFD	-	-
2.4.400	Cl ₂ Hf ₂	64	34	C2DB	2ClHf-2	ESFD	-	-
2.4.401	Cl ₂ Hg ₂	64	38	C2DB	2ClHg-3	ESFD	-	-
2.4.402	Cl ₂ Os ₂	64	30	C2DB	2ClOs-4	ESFD	-	-
2.4.403	Cl ₂ Pd ₂	64	34	C2DB	2ClPd-3	ESFD	-	-
2.4.404	Cl ₂ Pt ₂	64	34	C2DB	2ClPt-3	ESFD	-	-
2.4.405	Cl ₂ Ti ₂	64	38	C2DB	2ClTi-1	ESFD	-	-
2.4.406	Cl ₂ Zn ₂	64	38	C2DB	2ClZn-2	ESFD	-	-
2.4.407	Cl ₂ Zr ₂	64	38	C2DB	2ClZr-3	ESFD	-	-

TABLE S18: Not-stable (C2DB) topological semimetals

2D-TQC	Formula	LG	N. elec.	Source	Source ID	Topology (SOC)	Parent COD	Parent ICSD
2.4.408	Co ₂ Mg ₂ Si ₂	64	30	C2DB	2CoMgSi-1	ESFD	-	-
2.4.409	Cr ₂ F ₂	64	38	C2DB	2CrF-2	ESFD	-	-
2.4.410	F ₂ Hf ₂	64	34	C2DB	2FHF-2	ESFD	-	-
2.4.411	F ₂ Os ₂	64	30	C2DB	2FOs-3	ESFD	-	-
2.4.412	F ₂ Pd ₂	64	34	C2DB	2FPd-2	ESFD	-	-
2.4.413	F ₂ Pt ₂	64	34	C2DB	2FPt-2	ESFD	-	-
2.4.414	F ₂ Ti ₂	64	38	C2DB	2FTi-2	ESFD	-	-
2.4.415	F ₂ Zn ₂	64	38	C2DB	2FZn-2	ESFD	-	-
2.4.416	F ₂ Zr ₂	64	38	C2DB	2FZr-2	ESFD	-	-
2.4.417	Ga ₂ O ₂	64	38	C2DB	2GaO-3	ESFD	-	-
2.4.419	Ga ₂ Se ₂	64	38	C2DB	2GaSe-4	ESFD	-	-
2.4.418	Ga ₂ S ₂	64	38	C2DB	2GaS-4	ESFD	-	-
2.4.420	Hf ₂ I ₂	64	34	C2DB	2HfI-2	ESFD	-	-
2.4.421	Hg ₂ I ₂	64	38	C2DB	2HgI-3	ESFD	-	-
2.4.422	I ₂ Os ₂	64	30	C2DB	2IOs-2	ESFD	-	-
2.4.423	I ₂ Pt ₂	64	34	C2DB	2IPt-4	ESFD	-	-
2.4.424	I ₂ Zn ₂	64	38	C2DB	2IZn-2	ESFD	-	-
2.4.425	I ₂ Zr ₂	64	38	C2DB	2IZr-2	ESFD	-	-
2.4.426	In ₂ O ₂	64	38	C2DB	2InO-3	ESFD	-	-
2.4.427	In ₂ S ₂	64	38	C2DB	2InS-4	ESFD	9008787	-
2.4.428	Ir ₂ O ₂	64	30	C2DB	2IrO-4	ESFD	-	-
2.4.430	Ir ₂ Se ₂	64	30	C2DB	2IrSe-2	ESFD	-	-
2.4.429	Ir ₂ S ₂	64	30	C2DB	2IrS-6	ESFD	-	-
2.4.431	Ir ₂ Te ₂	64	30	C2DB	2IrTe-1	ESFD	-	-
2.4.393	C ₄ K ₂	64	34	C2DB	2KC2-1	ESFD	-	36139
2.4.432	Nb ₂ O ₂	64	38	C2DB	2NbO-3	ESFD	-	-
2.4.434	Nb ₂ Se ₂	64	38	C2DB	2NbSe-1	ESFD	-	-
2.4.433	Nb ₂ S ₂	64	38	C2DB	2NbS-3	ESFD	-	-
2.4.435	Ni ₂ Sb ₂ Si ₂	64	38	C2DB	2NiSbSi-1	ESFD	-	646436
2.4.436	O ₂ Re ₂	64	26	C2DB	2ORe-3	ESFD	-	-
2.4.437	O ₂ Ta ₂	64	34	C2DB	2OTa-3	ESFD	-	-
2.4.438	O ₂ Tl ₂	64	38	C2DB	2OTl-3	ESFD	-	-
2.4.439	O ₂ V ₂	64	38	C2DB	2OV-2	ESFD	-	-
2.4.394	C ₄ Rb ₂	64	34	C2DB	2RbC2-1	ESFD	-	36140
2.4.440	Re ₂ S ₂	64	26	C2DB	2ReS-3	ESFD	-	-
2.4.441	Re ₂ Te ₂	64	26	C2DB	2ReTe-2	ESFD	-	-
2.4.442	S ₂ Sc ₂	64	34	C2DB	2SSc-3	ESFD	-	-
2.4.443	S ₂ Ta ₂	64	34	C2DB	2STa-2	ESFD	-	-
2.4.444	S ₂ V ₂	64	38	C2DB	2SV-2	ESFD	-	-
2.4.445	Sc ₂ Te ₂	64	34	C2DB	2ScTe-1	ESFD	-	-
2.4.446	Se ₂ Ta ₂	64	34	C2DB	2SeTa-1	ESFD	-	-
2.4.447	H ₆ CoZr	67	27	C2DB	1CoZrH6-2	ESFD	-	-
2.4.448	AgCaI ₂	69	35	C2DB	1AgCaI2-1	ESFD	-	-
2.4.449	AgCrTe ₂	69	35	C2DB	1AgCrTe2-1	ESFD	-	-
2.4.450	AsNbSb	69	23	C2DB	1AsNbSb-2	ESFD	-	-
2.4.451	AuBr ₂ Ca	69	35	C2DB	1AuCaBr2-1	ESFD	-	-
2.4.452	AuClIZr	69	37	C2DB	1AuClIZr-1	ESFD	-	-
2.4.453	AuNiSe ₂	69	33	C2DB	1AuNiSe2-1	ESFD	-	-
2.4.454	BF ₂ Ge	69	31	C2DB	1BGeF2-1	ESFD	-	-
2.4.455	BF ₂ Si	69	21	C2DB	1BSiF2-1	ESFD	-	-
2.4.456	BiNbP	69	33	C2DB	1BiNbP-1	ESFD	-	-
2.4.457	BiNbSb	69	33	C2DB	1BiNbSb-1	ESFD	-	-
2.4.458	BiNbSb	69	33	C2DB	1BiNbSb-2	ESFD	-	-
2.4.459	BiO	69	21	C2DB	1BiO-1	ESFD	-	30361
2.4.460	BiPTa	69	31	C2DB	1BiPTa-1	ESFD	-	-
2.4.461	BiSbTa	69	31	C2DB	1BiSbTa-1	ESFD	-	-
2.4.462	BiSbTa	69	31	C2DB	1BiSbTa-2	ESFD	-	-
2.4.463	BiSbV	69	33	C2DB	1BiSbV-2	ESFD	-	-

TABLE S18: Not-stable (C2DB) topological semimetals

2D-TQC	Formula	LG	N. elec.	Source	Source ID	Topology (SOC)	Parent COD	Parent ICSD
2.4.467	BrClNZr	69	31	C2DB	1BrClNZr-1	ESFD	-	-
2.4.468	BrClNb	69	27	C2DB	1BrClNb-1	ESFD	-	-
2.4.469	BrClNb	69	27	C2DB	1BrClNb-2	ESFD	-	-
2.4.470	BrClOSc	69	31	C2DB	1BrClOSc-1	ESFD	-	-
2.4.471	BrClTa	69	25	C2DB	1BrClTa-1	ESFD	-	-
2.4.472	BrClTa	69	25	C2DB	1BrClTa-2	ESFD	-	-
2.4.473	BrCuNbTe	69	37	C2DB	1BrCuNbTe-1	ESFD	-	-
2.4.474	BrFNb	69	27	C2DB	1BrFNb-1	ESFD	-	-
2.4.475	BrFTa	69	25	C2DB	1BrFTa-1	ESFD	-	-
2.4.476	BrFeGeS	69	35	C2DB	1BrFeGeS-1	ESFD	-	-
2.4.477	BrINZr	69	31	C2DB	1BrINZr-1	ESFD	-	-
2.4.478	BrINb	69	27	C2DB	1BrINb-1	ESFD	-	-
2.4.479	BrINb	69	27	C2DB	1BrINb-2	ESFD	-	-
2.4.480	BrITa	69	25	C2DB	1BrITa-1	ESFD	-	-
2.4.481	BrITa	69	25	C2DB	1BrITa-2	ESFD	-	-
2.4.482	BrOsSe	69	21	C2DB	1BrOsSe-1	ESFD	-	-
2.4.466	BrCd ₂ S	69	37	C2DB	1BrSCd2-1	ESFD	-	-
2.4.483	CHHfO	69	21	C2DB	1CHHfO-1	ESFD	-	-
2.4.484	CIMo	69	25	C2DB	1CIMo-1	ESFD	-	-
2.4.485	CaI ₂ In	69	37	C2DB	1CaInI2-1	ESFD	-	-
2.4.486	CdClS	69	25	C2DB	1CdClS-1	ESFD	-	-
2.4.487	CdS ₂ V	69	37	C2DB	1CdVS2-1	ESFD	-	-
2.4.490	ClFNb	69	27	C2DB	1ClFNb-1	ESFD	-	-
2.4.491	ClFTa	69	25	C2DB	1ClFTa-1	ESFD	-	-
2.4.492	ClINb	69	27	C2DB	1ClINb-1	ESFD	-	-
2.4.493	ClINb	69	27	C2DB	1ClINb-2	ESFD	-	-
2.4.494	ClITa	69	25	C2DB	1ClITa-1	ESFD	-	-
2.4.495	ClITa	69	25	C2DB	1ClITa-2	ESFD	-	-
2.4.496	ClOsS	69	21	C2DB	1ClOsS-1	ESFD	-	-
2.4.489	ClCo ₂ S	69	31	C2DB	1ClSCo2-1	ESFD	-	-
2.4.497	CoSTe	69	21	C2DB	1CoSTe-1	ESFD	-	-
2.4.498	CrCuS ₂	69	35	C2DB	1CrCuS2-1	ESFD	-	-
2.4.499	CrCuSe ₂	69	35	C2DB	1CrCuSe2-1	ESFD	-	-
2.4.500	CrCuTe ₂	69	35	C2DB	1CrCuTe2-1	ESFD	-	-
2.4.501	CrLiS ₂	69	27	C2DB	1CrLiS2-1	ESFD	-	-
2.4.502	CrTaTe ₂	69	35	C2DB	1CrTaTe2-1	ESFD	-	-
2.4.503	CsGeO ₂	69	35	C2DB	1CsGeO2-1	ESFD	-	-
2.4.504	CsGeS ₂	69	35	C2DB	1CsGeS2-1	ESFD	-	-
2.4.505	CsGeSe ₂	69	35	C2DB	1CsGeSe2-1	ESFD	-	-
2.4.506	CsGeTe ₂	69	35	C2DB	1CsGeTe2-1	ESFD	-	-
2.4.508	CsPbS ₂	69	35	C2DB	1CsPbS2-1	ESFD	-	-
2.4.509	CsPbSe ₂	69	35	C2DB	1CsPbSe2-1	ESFD	-	-
2.4.510	CsPbTe ₂	69	35	C2DB	1CsPbTe2-1	ESFD	-	-
2.4.507	CsO ₂ Sn	69	35	C2DB	1CsSnO2-1	ESFD	-	-
2.4.511	CsS ₂ Sn	69	35	C2DB	1CsSnS2-1	ESFD	-	-
2.4.513	CsSe ₂ Sn	69	35	C2DB	1CsSnSe2-1	ESFD	-	-
2.4.515	CsSnTe ₂	69	35	C2DB	1CsSnTe2-1	ESFD	-	-
2.4.512	CsS ₂ Ti	69	33	C2DB	1CsTiS2-1	ESFD	-	-
2.4.514	CsSe ₂ Ti	69	33	C2DB	1CsTiSe2-1	ESFD	-	-
2.4.516	CsTe ₂ Ti	69	33	C2DB	1CsTiTe2-1	ESFD	-	-
2.4.518	FINb	69	27	C2DB	1FINb-1	ESFD	-	-
2.4.519	FITa	69	25	C2DB	1FITa-1	ESFD	-	-
2.4.520	FIV	69	27	C2DB	1FIV-1	ESFD	-	-
2.4.521	FOZn	69	25	C2DB	1FOZn-1	ESFD	-	-
2.4.522	GaHfSe ₂	69	35	C2DB	1GaHfSe2-1	ESFD	-	-
2.4.523	GeKS ₂	69	35	C2DB	1GeKS2-1	ESFD	-	-
2.4.524	GeKSe ₂	69	35	C2DB	1GeKSe2-1	ESFD	-	-
2.4.525	GeKTe ₂	69	35	C2DB	1GeKTe2-1	ESFD	-	-

TABLE S18: Not-stable (C2DB) topological semimetals

2D-TQC	Formula	LG	N. elec.	Source	Source ID	Topology (SOC)	Parent COD	Parent ICSD
2.4.517	F ₂ GeN	69	33	C2DB	1GeNF2-1	ESFD	-	-
2.4.531	H ₂ GeN	69	21	C2DB	1GeNH2-1	ESFD	-	-
2.4.526	GeO ₂ Rb	69	35	C2DB	1GeRbO2-1	ESFD	-	-
2.4.527	GeRbS ₂	69	35	C2DB	1GeRbS2-1	ESFD	-	-
2.4.528	GeRbSe ₂	69	35	C2DB	1GeRbSe2-1	ESFD	-	-
2.4.529	GeRbTe ₂	69	35	C2DB	1GeRbTe2-1	ESFD	-	-
2.4.530	GeS ₂ Ta	69	37	C2DB	1GeTaS2-1	ESFD	-	-
2.4.534	HfHfO ₂	69	23	C2DB	1HfHfO2-1	ESFD	-	-
2.4.536	HfMnTe ₂	69	35	C2DB	1HfMnTe2-1	ESFD	-	-
2.4.535	HfI ₂ N	69	29	C2DB	1HfNI2-1	ESFD	-	-
2.4.539	ISV ₂	69	39	C2DB	1ISV2-1	ESFD	-	-
2.4.540	InS ₂ Zr	69	37	C2DB	1InZrS2-1	ESFD	-	-
2.4.541	IrNiSeTe	69	31	C2DB	1IrNiSeTe-1	ESFD	-	-
2.4.542	IrSTe	69	21	C2DB	1IrSTe-1	ESFD	-	-
2.4.543	KO ₂ Pb	69	35	C2DB	1KPbO2-1	ESFD	-	-
2.4.544	KPbS ₂	69	35	C2DB	1KPbS2-1	ESFD	-	-
2.4.545	KPbSe ₂	69	35	C2DB	1KPbSe2-1	ESFD	-	-
2.4.546	KPbTe ₂	69	35	C2DB	1KPbTe2-1	ESFD	-	-
2.4.547	KS ₂ Sn	69	35	C2DB	1KSnS2-1	ESFD	-	-
2.4.548	KSe ₂ Sn	69	35	C2DB	1KSnSe2-1	ESFD	-	-
2.4.550	KSnTe ₂	69	35	C2DB	1KSnTe2-1	ESFD	-	-
2.4.549	KSe ₂ Ti	69	33	C2DB	1KTiSe2-1	ESFD	-	-
2.4.551	KTe ₂ Ti	69	33	C2DB	1KTiTe2-1	ESFD	-	-
2.4.552	LiNiPdSe ₂	69	35	C2DB	1LiNiPdSe2-1	ESFD	-	-
2.4.553	MnRuTe ₂	69	39	C2DB	1MnRuTe2-1	ESFD	-	-
2.4.464	Br ₂ MoN	69	33	C2DB	1MoNBr2-1	ESFD	-	-
2.4.465	Br ₂ MoSbSe	69	39	C2DB	1MoSbSeBr2-1	ESFD	-	-
2.4.532	H ₂ NSi	69	11	C2DB	1NSiH2-1	ESFD	-	-
2.4.554	NaO ₂ Ti	69	31	C2DB	1NaTiO2-1	ESFD	-	-
2.4.555	NaS ₂ Ti	69	31	C2DB	1NaTiS2-1	ESFD	-	-
2.4.556	NaSe ₂ Ti	69	31	C2DB	1NaTiSe2-1	ESFD	-	-
2.4.558	NbOSe	69	25	C2DB	1NbOSe-1	ESFD	-	-
2.4.557	NbOS	69	25	C2DB	1NbOS-1	ESFD	-	-
2.4.559	NbOTe	69	25	C2DB	1NbOTe-1	ESFD	-	-
2.4.560	NbPSb	69	23	C2DB	1NbPSb-1	ESFD	-	-
2.4.561	NbSSeZn	69	37	C2DB	1NbSSeZn-1	ESFD	-	-
2.4.562	NbSTeZr	69	37	C2DB	1NbSTeZr-1	ESFD	-	-
2.4.488	Cl ₂ NbZn	69	39	C2DB	1NbZnCl2-1	ESFD	-	-
2.4.537	I ₂ NiTa	69	35	C2DB	1NiTaI2-1	ESFD	-	-
2.4.564	ORhS	69	27	C2DB	1ORhS-1	ESFD	-	-
2.4.565	OSTa	69	23	C2DB	1OSTa-1	ESFD	-	-
2.4.566	OSc	69	17	C2DB	1OSc-1	ESFD	-	-
2.4.567	OSeTa	69	23	C2DB	1OSeTa-1	ESFD	-	-
2.4.568	OTaTe	69	23	C2DB	1OTaTe-1	ESFD	-	-
2.4.569	PSbTa	69	21	C2DB	1PSbTa-1	ESFD	-	-
2.4.563	O ₂ PbRb	69	35	C2DB	1PbRbO2-1	ESFD	-	-
2.4.570	PbRbS ₂	69	35	C2DB	1PbRbS2-1	ESFD	-	-
2.4.571	PbRbSe ₂	69	35	C2DB	1PbRbSe2-1	ESFD	-	-
2.4.572	PbRbTe ₂	69	35	C2DB	1PbRbTe2-1	ESFD	-	-
2.4.573	RbS ₂ Sn	69	35	C2DB	1RbSnS2-1	ESFD	-	23449
2.4.574	RbSe ₂ Sn	69	35	C2DB	1RbSnSe2-1	ESFD	-	-
2.4.576	RbSnTe ₂	69	35	C2DB	1RbSnTe2-1	ESFD	-	-
2.4.575	RbSe ₂ Ti	69	33	C2DB	1RbTiSe2-1	ESFD	-	-
2.4.577	RbTe ₂ Ti	69	33	C2DB	1RbTiTe2-1	ESFD	-	-
2.4.533	H ₆ Au ₂ Re	69	35	C2DB	1ReAu2H6-1	ESFD	-	-
2.4.578	SSeTaTi	69	35	C2DB	1SSeTaTi-1	ESFD	-	-
2.4.579	SbSn	69	19	C2DB	1SbSn-1	ESFD	-	-
2.4.538	I ₂ ScZn	69	37	C2DB	1ScZnI2-1	ESFD	-	-

TABLE S18: Not-stable (C2DB) topological semimetals

2D-TQC	Formula	LG	N. elec.	Source	Source ID	Topology (SOC)	Parent COD	Parent ICSD
2.4.580	AgF ₂ O ₂	72	37	C2DB	1AgF2O2-1	ESFD	-	-
2.4.581	AgF ₂ S ₂	72	37	C2DB	1AgF2S2-1	ESFD	-	-
2.4.582	AgS ₂	72	23	C2DB	1AgS2-3	ESFD	-	-
2.4.583	AgSe ₂	72	23	C2DB	1AgSe2-3	ESFD	-	-
2.4.584	AgTe ₂	72	23	C2DB	1AgTe2-2	ESFD	-	-
2.4.586	AlBr ₂	72	17	C2DB	1AlBr2-2	ESFD	-	-
2.4.587	AlF ₂ S ₂	72	29	C2DB	1AlF2S2-1	ESFD	-	-
2.4.588	AlF ₂	72	17	C2DB	1AlF2-3	ESFD	-	-
2.4.643	H ₂ AlO ₂	72	17	C2DB	1AlH2O2-1	ESFD	-	-
2.4.644	H ₂ AlS ₂	72	17	C2DB	1AlH2S2-1	ESFD	-	-
2.4.591	AsBr ₂	72	19	C2DB	1AsBr2-2	ESFD	-	-
2.4.592	AsI ₂	72	19	C2DB	1AsI2-1	ESFD	-	-
2.4.593	AuS ₂	72	23	C2DB	1AuS2-1	ESFD	-	-
2.4.594	AuSe ₂	72	23	C2DB	1AuSe2-1	ESFD	-	-
2.4.595	AuTe ₂	72	23	C2DB	1AuTe2-2	ESFD	-	-
2.4.596	BCl ₂ Fe ₂	72	33	C2DB	1BCl2Fe2-1	ESFD	-	-
2.4.645	H ₂ BCr ₂	72	29	C2DB	1BCr2H2-1	ESFD	-	-
2.4.597	BCr ₂ O ₂	72	39	C2DB	1BCr2O2-1	ESFD	-	-
2.4.598	BCr ₂ S ₂	72	39	C2DB	1BCr2S2-1	ESFD	-	-
2.4.599	BCr ₂ Se ₂	72	39	C2DB	1BCr2Se2-1	ESFD	-	-
2.4.600	BCr ₂ Te ₂	72	39	C2DB	1BCr2Te2-1	ESFD	-	-
2.4.601	BF ₂ Fe ₂	72	33	C2DB	1BF2Fe2-1	ESFD	-	-
2.4.602	BF ₂ Ta ₂	72	39	C2DB	1BF2Ta2-1	ESFD	-	-
2.4.646	H ₂ BF ₂ S ₂	72	33	C2DB	1BF2H2S2-1	ESFD	-	-
2.4.647	H ₂ BFe ₂	72	21	C2DB	1BFe2H2-1	ESFD	-	-
2.4.648	H ₂ BHf ₂	72	25	C2DB	1BH2Hf2-1	ESFD	-	-
2.4.649	H ₂ BMn ₂	72	31	C2DB	1BH2Mn2-1	ESFD	-	-
2.4.650	H ₂ BNb ₂	72	31	C2DB	1BH2Nb2-1	ESFD	-	-
2.4.651	H ₂ BO ₂ Ta ₂	72	39	C2DB	1BH2O2Ta2-1	ESFD	-	-
2.4.652	H ₂ BS ₂ Ta ₂	72	39	C2DB	1BH2S2Ta2-1	ESFD	-	-
2.4.653	H ₂ BSc ₂	72	27	C2DB	1BH2Sc2-1	ESFD	-	-
2.4.654	H ₂ BTi ₂	72	29	C2DB	1BH2Ti2-1	ESFD	-	-
2.4.655	H ₂ BV ₂	72	31	C2DB	1BH2V2-1	ESFD	-	-
2.4.656	H ₂ BY ₂	72	27	C2DB	1BH2Y2-1	ESFD	-	-
2.4.657	H ₂ BZr ₂	72	29	C2DB	1BH2Zr2-1	ESFD	-	-
2.4.603	BHf ₂ O ₂	72	35	C2DB	1BHf2O2-1	ESFD	-	-
2.4.604	BHf ₂ S ₂	72	35	C2DB	1BHf2S2-1	ESFD	-	-
2.4.605	BHf ₂ Se ₂	72	35	C2DB	1BHf2Se2-1	ESFD	-	-
2.4.606	BI ₂ Sc ₂	72	39	C2DB	1BI2Sc2-1	ESFD	-	-
2.4.607	BO ₂ Ti ₂	72	39	C2DB	1BO2Ti2-1	ESFD	-	-
2.4.608	BTe ₂ Ti ₂	72	39	C2DB	1BTe2Ti2-1	ESFD	-	-
2.4.609	BTe ₂ Zr ₂	72	39	C2DB	1BTe2Zr2-1	ESFD	-	-
2.4.610	BiBr ₂	72	29	C2DB	1BiBr2-2	ESFD	-	-
2.4.611	BiCl ₂	72	29	C2DB	1BiCl2-2	ESFD	-	-
2.4.658	H ₂ BiO ₂	72	29	C2DB	1BiH2O2-1	ESFD	-	-
2.4.612	BiO ₂	72	27	C2DB	1BiO2-1	ESFD	-	-
2.4.621	CoF ₂ O ₂	72	35	C2DB	1CoF2O2-1	ESFD	-	-
2.4.622	CuF ₂ O ₂	72	37	C2DB	1CuF2O2-1	ESFD	-	-
2.4.623	CuF ₂ S ₂	72	37	C2DB	1CuF2S2-1	ESFD	-	-
2.4.624	CuTe ₂	72	23	C2DB	1CuTe2-3	ESFD	-	-
2.4.613	Br ₂ Ga	72	27	C2DB	1GaBr2-2	ESFD	-	-
2.4.625	F ₂ Ga	72	27	C2DB	1GaF2-2	ESFD	-	-
2.4.661	H ₂ GaO ₂	72	27	C2DB	1GaH2O2-1	ESFD	-	-
2.4.618	Cl ₂ In	72	27	C2DB	1InCl2-2	ESFD	-	-
2.4.627	F ₂ InO ₂	72	39	C2DB	1InF2O2-1	ESFD	-	-
2.4.628	F ₂ InS ₂	72	39	C2DB	1InF2S2-1	ESFD	-	-
2.4.629	F ₂ In	72	27	C2DB	1InF2-1	ESFD	-	-
2.4.662	H ₂ InO ₂	72	27	C2DB	1InH2O2-1	ESFD	-	-

TABLE S18: Not-stable (C2DB) topological semimetals

2D-TQC	Formula	LG	N. elec.	Source	Source ID	Topology (SOC)	Parent COD	Parent ICSD
2.4.630	F ₂ Ir	72	23	C2DB	1IrF2-2	ESFD	-	-
2.4.670	I ₂ Ir	72	23	C2DB	1IrI2-1	ESFD	-	-
2.4.674	IrO ₂	72	21	C2DB	1IrO2-1	ESFD	-	-
2.4.631	F ₂ Mn	72	27	C2DB	1MnF2-3	ESFD	-	-
2.4.642	H ₁₂ MnP ₂	72	35	C2DB	1MnP2H12-1	ESFD	-	-
2.4.617	Cl ₂ Fe ₂ N	72	35	C2DB	1NC12Fe2-1	ESFD	-	-
2.4.626	F ₂ Hf ₂ N	72	39	C2DB	1NF2Hf2-1	ESFD	-	-
2.4.659	H ₂ Fe ₂ NS ₂	72	35	C2DB	1NFe2H2S2-1	ESFD	-	-
2.4.660	H ₂ Fe ₂ N	72	23	C2DB	1NFe2H2-1	ESFD	-	-
2.4.639	Fe ₂ NO ₂	72	33	C2DB	1NFe2O2-1	ESFD	-	-
2.4.640	Fe ₂ NS ₂	72	33	C2DB	1NFe2S2-1	ESFD	-	-
2.4.663	H ₂ Mo ₂ N	72	35	C2DB	1NH2Mo2-1	ESFD	-	-
2.4.664	H ₂ NTa ₂	72	29	C2DB	1NH2Ta2-1	ESFD	-	-
2.4.665	H ₂ NW ₂	72	35	C2DB	1NH2W2-1	ESFD	-	-
2.4.675	NO ₂ Ta ₂	72	39	C2DB	1NO2Ta2-1	ESFD	-	-
2.4.589	As ₂ Nb	72	23	C2DB	1NbAs2-2	ESFD	-	-
2.4.614	Br ₂ Nb	72	27	C2DB	1NbBr2-1	ESFD	-	-
2.4.666	H ₂ NbO ₂	72	27	C2DB	1NbH2O2-1	ESFD	-	-
2.4.671	I ₂ Nb	72	27	C2DB	1NbI2-1	ESFD	-	-
2.4.676	NbP ₂	72	23	C2DB	1NbP2-1	ESFD	-	-
2.4.677	NbSb ₂	72	23	C2DB	1NbSb2-1	ESFD	-	-
2.4.678	O ₂ P	72	17	C2DB	1PO2-1	ESFD	-	-
2.4.619	Cl ₂ Re	72	21	C2DB	1ReCl2-2	ESFD	-	-
2.4.679	O ₂ Re	72	19	C2DB	1ReO2-1	ESFD	-	-
2.4.684	ReS ₂	72	19	C2DB	1ReS2-2	ESFD	-	-
2.4.685	ReSe ₂	72	19	C2DB	1ReSe2-2	ESFD	-	-
2.4.686	ReTe ₂	72	19	C2DB	1ReTe2-2	ESFD	-	-
2.4.633	F ₂ Rh	72	29	C2DB	1RhF2-1	ESFD	-	-
2.4.615	Br ₂ Sb	72	19	C2DB	1SbBr2-1	ESFD	-	-
2.4.620	Cl ₂ Sb	72	19	C2DB	1SbCl2-1	ESFD	-	-
2.4.634	F ₂ S ₂ Sb	72	31	C2DB	1SbF2S2-1	ESFD	-	-
2.4.667	H ₂ O ₂ Sb	72	19	C2DB	1SbH2O2-1	ESFD	-	-
2.4.668	H ₂ S ₂ Sb	72	19	C2DB	1SbH2S2-1	ESFD	-	-
2.4.680	O ₂ Sb	72	17	C2DB	1SbO2-1	ESFD	-	-
2.4.616	Br ₂ Ta	72	25	C2DB	1TaBr2-1	ESFD	-	-
2.4.672	I ₂ Ta	72	25	C2DB	1TaI2-1	ESFD	-	-
2.4.681	O ₂ Ta	72	23	C2DB	1TaO2-1	ESFD	-	-
2.4.682	P ₂ Ta	72	21	C2DB	1TaP2-1	ESFD	-	-
2.4.688	Sb ₂ Ta	72	21	C2DB	1TaSb2-1	ESFD	-	-
2.4.632	F ₂ O ₂ Tl	72	39	C2DB	1TlF2O2-1	ESFD	-	-
2.4.590	As ₂ V	72	23	C2DB	1VAs2-1	ESFD	-	-
2.4.635	F ₂ S ₂ V	72	39	C2DB	1VF2S2-1	ESFD	-	-
2.4.683	P ₂ V	72	23	C2DB	1VP2-1	ESFD	-	-
2.4.689	Sb ₂ V	72	23	C2DB	1VSb2-1	ESFD	-	-
2.4.636	F ₂ Y	72	25	C2DB	1YF2-2	ESFD	-	-
2.4.669	H ₂ Cu	72	13	C2DB	2CuH2-1	ESFD	-	-
2.4.641	GaO ₂	72	25	C2DB	2GaO2-1	ESFD	-	-
2.4.637	F ₂ Nb	72	27	C2DB	2NbF2-1	ESFD	-	-
2.4.585	AlO ₂	72	15	C2DB	Off0ed592958	ESFD	-	-
2.4.638	F ₂ V	72	27	C2DB	9a550182178a	ESFD	-	-
2.4.673	InS ₂	72	25	C2DB	80e0361277b7	ESFD	-	-
2.4.687	S ₂ Sc	72	23	C2DB	3cb54b9d9954	ESFD	-	-
2.4.690	AgF ₂	78	25	C2DB	1AgF2-3	ESFD	-	-
2.4.753	H ₂ Ag	78	13	C2DB	1AgH2-1	ESFD	-	-
2.4.691	AgI ₂	78	25	C2DB	1AgI2-3	ESFD	-	-
2.4.692	AgLi ₂	78	17	C2DB	1AgLi2-1	ESFD	-	-
2.4.693	AgNa ₂	78	25	C2DB	1AgNa2-1	ESFD	-	-
2.4.694	AgS ₂	78	23	C2DB	1AgS2-1	ESFD	-	-

TABLE S18: Not-stable (C2DB) topological semimetals

2D-TQC	Formula	LG	N. elec.	Source	Source ID	Topology (SOC)	Parent COD	Parent ICSD
2.4.695	AgSe ₂	78	23	C2DB	1AgSe2-2	ESFD	-	-
2.4.696	AgTe ₂	78	23	C2DB	1AgTe2-3	ESFD	-	-
2.4.697	AlBr ₂	78	17	C2DB	1AlBr2-3	ESFD	-	-
2.4.701	AsBr ₂	78	19	C2DB	1AsBr2-1	ESFD	-	-
2.4.702	AsCl ₂	78	19	C2DB	1AsCl2-1	ESFD	-	-
2.4.703	AsCo ₂ S ₂	78	35	C2DB	1AsCo2S2-1	ESFD	-	-
2.4.704	AsFe ₂ S ₂	78	33	C2DB	1AsFe2S2-1	ESFD	-	-
2.4.705	AsPd ₂ S ₂	78	37	C2DB	1AsPd2S2-1	ESFD	-	-
2.4.706	AsS ₂	78	17	C2DB	1AsS2-3	ESFD	-	-
2.4.707	AsSe ₂	78	17	C2DB	1AsSe2-3	ESFD	-	428192
2.4.708	AuF ₂	78	25	C2DB	1AuF2-3	ESFD	-	-
2.4.754	H ₂ Au	78	13	C2DB	1AuH2-1	ESFD	-	-
2.4.709	AuLi ₂	78	17	C2DB	1AuLi2-1	ESFD	-	-
2.4.710	AuNa ₂	78	25	C2DB	1AuNa2-1	ESFD	-	-
2.4.711	AuS ₂	78	23	C2DB	1AuS2-2	ESFD	-	-
2.4.712	B ₂ Sc ₃	78	39	C2DB	1B2Sc3-1	ESFD	-	-
2.4.713	B ₂ Y ₃	78	39	C2DB	1B2Y3-1	ESFD	-	-
2.4.714	BiBr ₂	78	29	C2DB	1BiBr2-1	ESFD	-	-
2.4.715	BiCl ₂	78	29	C2DB	1BiCl2-1	ESFD	-	-
2.4.716	BiI ₂	78	29	C2DB	1BiI2-1	ESFD	-	-
2.4.717	BiO	78	21	C2DB	1BiO-2	ESFD	-	-
2.4.718	BiS ₂	78	27	C2DB	1BiS2-3	ESFD	-	-
2.4.719	BiSe ₂	78	27	C2DB	1BiSe2-2	ESFD	-	-
2.4.720	BiTe ₂	78	27	C2DB	1BiTe2-2	ESFD	-	-
2.4.727	CGa	78	17	C2DB	1CGa-1	ESFD	-	-
2.4.736	CoF ₂	78	23	C2DB	1CoF2-3	ESFD	-	-
2.4.737	CoNa ₂	78	23	C2DB	1CoNa2-1	ESFD	-	-
2.4.738	CoS ₂	78	21	C2DB	1CoS2-2	ESFD	-	-
2.4.739	CuF ₂	78	25	C2DB	1CuF2-3	ESFD	-	-
2.4.740	CuNa ₂	78	25	C2DB	1CuNa2-1	ESFD	-	-
2.4.721	Br ₂ Ga	78	27	C2DB	1GaBr2-3	ESFD	-	-
2.4.728	Cl ₂ Ga	78	27	C2DB	1GaCl2-3	ESFD	-	-
2.4.722	Br ₂ In	78	27	C2DB	1InBr2-3	ESFD	-	-
2.4.729	Cl ₂ In	78	27	C2DB	1InCl2-3	ESFD	-	-
2.4.741	F ₂ In	78	27	C2DB	1InF2-3	ESFD	-	-
2.4.723	Br ₂ Ir	78	23	C2DB	1IrBr2-3	ESFD	-	-
2.4.730	Cl ₂ Ir	78	23	C2DB	1IrCl2-3	ESFD	-	-
2.4.742	F ₂ Ir	78	23	C2DB	1IrF2-3	ESFD	-	-
2.4.756	I ₂ Ir	78	23	C2DB	1IrI2-3	ESFD	-	-
2.4.761	IrNa ₂	78	23	C2DB	1IrNa2-1	ESFD	-	-
2.4.762	IrS ₂	78	21	C2DB	1IrS2-3	ESFD	-	-
2.4.763	IrSe ₂	78	21	C2DB	1IrSe2-2	ESFD	-	-
2.4.764	IrTe ₂	78	21	C2DB	1IrTe2-2	ESFD	-	-
2.4.743	F ₂ Mn	78	27	C2DB	1MnF2-1	ESFD	-	-
2.4.698	As ₂ Nb	78	23	C2DB	1NbAs2-1	ESFD	-	-
2.4.731	Cl ₂ Nb	78	27	C2DB	1NbCl2-2	ESFD	-	-
2.4.744	F ₂ Nb	78	27	C2DB	1NbF2-1	ESFD	-	-
2.4.755	H ₂ Nb	78	15	C2DB	1NbH2-1	ESFD	-	-
2.4.757	I ₂ Nb	78	27	C2DB	1NbI2-2	ESFD	-	-
2.4.769	NbP ₂	78	23	C2DB	1NbP2-2	ESFD	-	-
2.4.770	NbSb ₂	78	23	C2DB	1NbSb2-2	ESFD	-	-
2.4.751	Fe ₂ PS ₂	78	33	C2DB	1PFe2S2-1	ESFD	-	-
2.4.774	PPd ₂ S ₂	78	37	C2DB	1PPd2S2-1	ESFD	-	-
2.4.775	PS ₂	78	17	C2DB	1PS2-3	ESFD	-	-
2.4.776	PSe ₂	78	17	C2DB	1PSe2-3	ESFD	-	-
2.4.777	PTe ₂	78	17	C2DB	1PTe2-2	ESFD	-	-
2.4.765	Li ₂ Re	78	13	C2DB	1ReLi2-1	ESFD	-	-
2.4.771	O ₂ Re	78	19	C2DB	1ReO2-2	ESFD	-	-

TABLE S18: Not-stable (C2DB) topological semimetals

2D-TQC	Formula	LG	N. elec.	Source	Source ID	Topology (SOC)	Parent COD	Parent ICSD
2.4.779	ReS ₂	78	19	C2DB	1ReS2-1	ESFD	-	-
2.4.780	ReSe ₂	78	19	C2DB	1ReSe2-1	ESFD	-	650091
2.4.781	ReTe ₂	78	19	C2DB	1ReTe2-1	ESFD	-	-
2.4.758	I ₂ Rh	78	29	C2DB	1RhI2-3	ESFD	-	-
2.4.767	Na ₂ Rh	78	29	C2DB	1RhNa2-1	ESFD	-	-
2.4.782	RhS ₂	78	27	C2DB	1RhS2-2	ESFD	-	-
2.4.783	RhSe ₂	78	27	C2DB	1RhSe2-2	ESFD	-	-
2.4.784	RhTe ₂	78	27	C2DB	1RhTe2-2	ESFD	-	-
2.4.745	F ₂ Ru	78	28	C2DB	1RuF2-3	ES	-	-
2.4.724	Br ₂ Sb	78	19	C2DB	1SbBr2-1	ESFD	-	-
2.4.732	Cl ₂ Sb	78	19	C2DB	1SbCl2-1	ESFD	-	-
2.4.735	Co ₂ S ₂ Sb	78	35	C2DB	1SbCo2S2-1	ESFD	-	-
2.4.752	Fe ₂ S ₂ Sb	78	33	C2DB	1SbFe2S2-1	ESFD	-	-
2.4.759	I ₂ Sb	78	19	C2DB	1SbI2-1	ESFD	-	-
2.4.746	F ₂ Sc	78	25	C2DB	1ScF2-1	ESFD	-	-
2.4.768	Na ₂ Sc	78	25	C2DB	1ScNa2-1	ESFD	-	-
2.4.787	ScTe ₂	78	23	C2DB	1ScTe2-2	ESFD	-	-
2.4.699	As ₂ Ta	78	21	C2DB	1TaAs2-2	ESFD	-	-
2.4.725	Br ₂ Ta	78	25	C2DB	1TaBr2-2	ESFD	-	-
2.4.733	Cl ₂ Ta	78	25	C2DB	1TaCl2-2	ESFD	-	-
2.4.747	F ₂ Ta	78	25	C2DB	1TaF2-2	ESFD	-	-
2.4.760	I ₂ Ta	78	25	C2DB	1TaI2-2	ESFD	-	-
2.4.766	Li ₂ Ta	78	17	C2DB	1TaLi2-1	ESFD	-	-
2.4.772	P ₂ Ta	78	21	C2DB	1TaP2-2	ESFD	-	-
2.4.785	Sb ₂ Ta	78	21	C2DB	1TaSb2-2	ESFD	-	-
2.4.726	Br ₂ Tl	78	27	C2DB	1TlBr2-3	ESFD	-	-
2.4.734	Cl ₂ Tl	78	27	C2DB	1TlCl2-3	ESFD	-	-
2.4.748	F ₂ Tl	78	27	C2DB	1TlF2-3	ESFD	-	-
2.4.700	As ₂ V	78	23	C2DB	1VAs2-2	ESFD	-	-
2.4.749	F ₂ V	78	27	C2DB	1VF2-1	ESFD	-	-
2.4.773	P ₂ V	78	23	C2DB	1VP2-2	ESFD	-	-
2.4.786	Sb ₂ V	78	23	C2DB	1VSb2-2	ESFD	-	-
2.4.750	F ₂ Y	78	25	C2DB	1YF2-1	ESFD	-	-
2.4.778	Re ₂ Se ₂	78	26	C2DB	2ReSe-3	ES	-	-
2.4.788	Cs	80	9	C2DB	1Cs-1	ESFD	-	-
2.4.789	K	80	9	C2DB	1K-1	ESFD	-	23448
2.4.790	Na	80	7	C2DB	1Na-1	ESFD	-	-
2.4.791	Rb	80	9	C2DB	1Rb-1	ESFD	-	-

S11. TABLE OF OBSTRUCTED ATOMIC INSULATORS

A. Summary of results

Type of obstructed atomic insulator	Number of materials
Experimental	50
Computationally exfoliated (MC2D)	201
Stable (C2DB)	533
Not-stable (C2DB)	220

TABLE S19. Summary of obstructed atomic insulators in each type.

B. Experimental

TABLE S20: Experimental obstructed atomic insulators

2D-TQC	Formula	LG	Gap	Direct Gap	Source	Source ID	Topology (SOC)	RSI	Occ. WP	Parent COD	Parent ICSD
3.1.1	Re ₄ S ₈	2	1.3082	1.3082	C2DB	4ReS2-1	OAI	$\delta(a) = 1$ $\delta(c) = 1$	<i>e</i>	-	81814
3.1.3	Re ₄ Se ₈	2	1.1495	1.1495	C2DB	4ReSe2-1	OAI	$\delta(a) = 1$ $\delta(c) = 1$	<i>e</i>	1539953	-
3.1.2	Re ₄ S ₈	2	1.2764	1.2764	MC2D	ReS2	OAI	$\delta(b) = 1$ $\delta(d) = 1$	<i>e</i>	-	-
3.1.4	Re ₄ Se ₈	2	1.1402	1.1409	MC2D	ReSe2	OAI	$\delta(a) = 1$ $\delta(c) = 1$	<i>e</i>	-	-
3.1.5	Pd ₂ S ₄	17	1.1243	1.6124	C2DB	2PdS2-1	OAI	$\delta(a) = 1$ $\delta(b) = 4$	<i>b</i> <i>c</i>	2310589	-
3.1.6	Pd ₂ Se ₄	17	1.3036	1.4342	C2DB	2PdSe2-1	OAI	$\delta(a) = 1$ $\delta(b) = 4$	<i>b</i> <i>c</i>	4310736	-
3.1.7	P ₄	42	0.9115	0.9117	C2DB	4P-1	OAI	$\delta(a) = -1$ $\eta(c, d, e) = 1$ $\zeta(c, d, e) = 2$	<i>e</i>	9012486	36434
3.1.8	P ₄	42	0.8989	0.8992	MC2D	P	OAI	$\delta(a) = -1$ $\eta(c, d, e) = 1$ $\zeta(c, d, e) = 2$	<i>e</i>	-	-
3.3.222	AgInP ₂ S ₆	67	1.3326	1.6055	C2DB	1AgInP2S6-1	OAI	$\delta(c, f) = -1$ $\delta(b, e) = 1$ $\delta(a, d) = -1$ $\eta(a) = 1$ $\eta(b) = 1$ $\eta(c) = 1$	<i>a</i> <i>c</i> <i>e</i> <i>h</i>	1000229	-
3.1.9	AgInP ₂ S ₆	67	1.3377	1.6146	MC2D	AgInP2S6	OAI	$\delta(c, f) = -1$ $\delta(b, e) = 1$ $\delta(a, d) = -1$ $\eta(a) = 1$ $\eta(b) = 1$ $\eta(c) = 1$	<i>a</i> <i>c</i> <i>e</i> <i>h</i>	-	-
3.1.10	MoSSe	69	1.4758	1.4758	C2DB	1MoSSe-1	OAI	$\delta(a) = 1$ $\delta(b) = 1$ $\delta(c) = 2$ $\eta(d) = 1$	<i>a</i> <i>c</i>	-	-
3.1.21	MoS ₂	72	0.00	0.0745	C2DB	1MoS2-2	OAI	$\delta(c) = 2$ $\delta(d) = -1$	<i>a</i> <i>c</i>	-	26622

TABLE S20: Experimental obstructed atomic insulators

2D-TQC	Formula	LG	Gap	Direct Gap	Source	Source ID	Topology (SOC)	RSI	Occ. WP	Parent COD	Parent ICSD
3.1.22	MoSe ₂	72	0.00	0.1031	C2DB	1MoSe2-2	OAI	$\delta(c) = 2$ $\delta(d) = -1$	$\begin{matrix} a \\ c \end{matrix}$	-	-
3.1.28	Te ₂ Ti	72	0.00	0.0699	C2DB	1TiTe2-1	OAI	$\delta(a) = 1$ $\delta(c) = 1$ $\delta(d) = -1$	$\begin{matrix} a \\ c \end{matrix}$	1008063	80092
3.1.27	Se ₂ W	72	0.00	0.1940	C2DB	1WSe2-2	OAI	$\delta(c) = 2$ $\delta(d) = -1$	$\begin{matrix} a \\ c \end{matrix}$	-	-
3.1.11	As ₂	72	1.4779	1.7960	C2DB	2As-1	OAI	$\delta(c) = 1$ $\delta(d) = -1$ $\eta(e, f) = 1$	$\begin{matrix} c \\ c \end{matrix}$	5000219	-
3.1.14	Bi ₂ Se ₂	72	0.3265	0.4494	C2DB	2BiSe-2	OAI	$\delta(a) = -1$ $\delta(b) = 1$ $\delta(c) = 1$ $\eta(e, f) = 1$	$\begin{matrix} c \\ c \end{matrix}$	-	-
3.1.15	C ₂ H ₂	72	3.4615	3.4615	C2DB	2CH-1	OAI	$\delta(c) = 1$ $\delta(d) = -1$ $\eta(e, f) = 1$	$\begin{matrix} c \\ c \end{matrix}$	-	-
3.1.16	Ga ₂ Ge ₂ Te ₂	72	0.6663	0.6842	C2DB	2GaGeTe-1	OAI	$\delta(b) = 1$ $\delta(c) = -1$ $\delta(d) = -1$	$\begin{matrix} b \\ c \end{matrix}$	-	35386
3.1.18	H ₂ Ge ₂	72	0.8969	0.8969	C2DB	2GeH-1	OAI	$\delta(d) = -1$ $\eta(e, f) = 1$	$\begin{matrix} c \\ c \end{matrix}$	-	-
3.1.19	H ₂ Si ₂	72	2.1754	2.3039	C2DB	2HSi-1	OAI	$\delta(c) = 1$ $\delta(d) = -1$ $\eta(e, f) = 1$	$\begin{matrix} c \\ c \end{matrix}$	1536250	-
3.1.23	P ₂	72	1.9496	2.1386	C2DB	2P-1	OAI	$\delta(c) = 1$ $\delta(d) = -1$ $\eta(e, f) = 1$	$\begin{matrix} c \\ c \end{matrix}$	1533384	-
3.1.25	Sb ₂	72	1.0089	1.2494	C2DB	2Sb-1	OAI	$\delta(c) = 1$ $\delta(d) = -1$ $\eta(e, f) = 1$	$\begin{matrix} c \\ c \end{matrix}$	7203815	-
3.1.12	As ₂	72	1.4954	1.7976	MC2D	As	OAI	$\delta(c) = 1$ $\delta(d) = -1$ $\eta(e, f) = 1$	$\begin{matrix} c \\ c \end{matrix}$	-	-
3.1.17	Ga ₂ Ge ₂ Te ₂	72	0.6688	0.6869	MC2D	GaGeTe	OAI	$\delta(b) = 1$ $\delta(c) = -1$ $\delta(d) = -1$	$\begin{matrix} b \\ c \end{matrix}$	-	-
3.1.24	P ₂	72	1.9314	2.1226	MC2D	P-As	OAI	$\delta(c) = 1$ $\delta(d) = -1$ $\eta(e, f) = 1$	$\begin{matrix} c \\ c \end{matrix}$	-	-
3.1.26	Sb ₂	72	0.9601	1.2506	MC2D	Sb	OAI	$\delta(c) = 1$ $\delta(d) = -1$ $\eta(e, f) = 1$	$\begin{matrix} c \\ c \end{matrix}$	-	-
3.1.20	H ₂ Si ₂	72	2.1743	2.3158	MC2D	SiH	OAI	$\delta(c) = 1$ $\delta(d) = -1$ $\eta(e, f) = 1$	$\begin{matrix} c \\ c \end{matrix}$	-	-
3.1.29	C ₂ H ₂ O ₂ Ti ₃	78	0.00	0.0457	C2DB	1C2H2O2Ti3-1	OAI	$\delta(a) = -1$ $\delta(c) = 1$ $\delta(d) = 2$ $\delta(e) = 1$ $\delta(f) = 1$ $\eta(g) = 1$ $\zeta(g, h, i) = 3$	$\begin{matrix} a \\ d \\ e \\ f \end{matrix}$	-	-

TABLE S20: Experimental obstructed atomic insulators

2D-TQC	Formula	LG	Gap	Direct Gap	Source	Source ID	Topology (SOC)	RSI	Occ. WP	Parent COD	Parent ICSD
3.1.39	MoS ₂	78	1.6044	1.6044	C2DB	1MoS2-1	OAI	$\delta(a) = -1$ $\delta(b) = 1$ $\delta(d) = 1$ $\delta(f) = 1$ $\eta(g) = 1$ $\zeta(g, h, i) = 3$	<i>a</i> <i>f</i>	9007661	38401
3.1.41	MoSe ₂	78	1.3428	1.3428	C2DB	1MoSe2-1	OAI	$\delta(a) = -1$ $\delta(b) = 1$ $\delta(d) = 1$ $\delta(f) = 1$ $\eta(g) = 1$ $\zeta(g, h, i) = 3$	<i>a</i> <i>f</i>	1528933	49800
3.1.43	MoTe ₂	78	0.9564	0.9564	C2DB	1MoTe2-1	OAI	$\delta(a) = -1$ $\delta(b) = 1$ $\delta(d) = 1$ $\delta(f) = 1$ $\eta(g) = 1$ $\zeta(g, h, i) = 3$	<i>a</i> <i>f</i>	9009147	15431
3.1.45	S ₂ W	78	1.5540	1.5540	C2DB	1WS2-1	OAI	$\delta(a) = -1$ $\delta(b) = 1$ $\delta(d) = 1$ $\delta(f) = 1$ $\eta(g) = 1$ $\zeta(g, h, i) = 3$	<i>a</i> <i>f</i>	9012192	202367
3.1.46	Se ₂ W	78	1.2567	1.2567	C2DB	1WSe2-1	OAI	$\delta(a) = -1$ $\delta(b) = 1$ $\delta(d) = 1$ $\delta(f) = 1$ $\eta(g) = 1$ $\zeta(g, h, i) = 3$	<i>a</i> <i>f</i>	9012193	84182
3.1.47	Te ₂ W	78	0.7522	0.7522	C2DB	1WTe2-1	OAI	$\delta(a) = -1$ $\delta(b) = 1$ $\delta(d) = 1$ $\delta(f) = 1$ $\eta(g) = 1$ $\zeta(g, h, i) = 3$	<i>a</i> <i>f</i>	-	653170
3.1.32	Ga ₂ Se ₂	78	1.7352	1.8163	C2DB	2GaSe-1	OAI	$\delta(c) = 1$ $\delta(e) = 1$ $\delta(f) = -1$ $\zeta(g, h, i) = 2$	<i>e</i> <i>f</i>	2105478	2002
3.1.30	Ga ₂ S ₂	78	2.3040	2.4062	C2DB	2GaS-1	OAI	$\delta(c) = 1$ $\delta(e) = 1$ $\delta(f) = -1$ $\zeta(g, h, i) = 2$	<i>e</i> <i>f</i>	9008966	635254
3.1.35	Ga ₂ Te ₂	78	1.2886	1.4875	C2DB	2GaTe-1	OAI	$\delta(c) = 1$ $\delta(e) = 1$ $\delta(f) = -1$ $\zeta(g, h, i) = 2$	<i>e</i> <i>f</i>	-	43328
3.1.37	In ₂ Se ₂	78	1.3977	1.4469	C2DB	2InSe-1	OAI	$\delta(c) = 1$ $\delta(e) = 1$ $\delta(f) = -1$ $\zeta(g, h, i) = 2$	<i>e</i> <i>f</i>	9008967	640503

TABLE S20: Experimental obstructed atomic insulators

2D-TQC	Formula	LG	Gap	Direct Gap	Source	Source ID	Topology (SOC)	RSI	Occ. WP	Parent COD	Parent ICSD
3.1.34	Ga ₂ Se ₂	78	1.7530	1.8359	MC2D	GaSe	OAI	$\delta(b) = 1$ $\delta(e) = -1$ $\delta(f) = 1$ $\zeta(g, h, i) = 2$	e f	-	-
3.1.31	Ga ₂ S ₂	78	2.3412	2.4469	MC2D	GaS	OAI	$\delta(c) = 1$ $\delta(e) = 1$ $\delta(f) = -1$ $\zeta(g, h, i) = 2$	e f	-	-
3.1.36	Ga ₂ Te ₂	78	1.2894	1.4708	MC2D	GaTe	OAI	$\delta(c) = 1$ $\delta(e) = 1$ $\delta(f) = -1$ $\zeta(g, h, i) = 2$	e f	-	-
3.1.38	In ₂ Se ₂	78	1.4448	1.4894	MC2D	InSe-GaS	OAI	$\delta(c) = 1$ $\delta(e) = 1$ $\delta(f) = -1$ $\zeta(g, h, i) = 2$	e f	-	-
3.1.40	MoS ₂	78	1.5840	1.5840	MC2D	MoS ₂ -MoS ₂	OAI	$\delta(a) = 1$ $\delta(b) = -1$ $\delta(e) = 1$ $\delta(f) = 1$ $\eta(g) = 1$ $\zeta(g, h, i) = 3$	b f	-	-
3.1.42	MoSe ₂	78	1.3556	1.3556	MC2D	MoSe ₂	OAI	$\delta(b) = -1$ $\delta(c) = 1$ $\delta(d) = 1$ $\delta(e) = 1$ $\eta(g) = 1$ $\zeta(g, h, i) = 3$	b d	-	-
3.1.44	MoTe ₂	78	0.9305	0.9305	MC2D	MoTe ₂ -MoS ₂	OAI	$\delta(a) = 1$ $\delta(b) = -1$ $\delta(e) = 1$ $\delta(f) = 1$ $\eta(g) = 1$ $\zeta(g, h, i) = 3$	b f	-	-
3.2.203	S ₂ W	78	1.5487	1.5487	MC2D	WS ₂	OAI	$\delta(a) = 1$ $\delta(c) = -1$ $\delta(e) = 1$ $\delta(f) = 1$ $\eta(g) = 1$ $\zeta(g, h, i) = 3$	c e	-	-
3.2.204	Se ₂ W	78	1.2688	1.2688	MC2D	WSe ₂	OAI	$\delta(a) = 1$ $\delta(c) = -1$ $\delta(e) = 1$ $\delta(f) = 1$ $\eta(g) = 1$ $\zeta(g, h, i) = 3$	c e	-	-
3.2.205	Te ₂ W	78	0.7267	0.7267	MC2D	WTe ₂ -MoS ₂	OAI	$\delta(a) = 1$ $\delta(c) = -1$ $\delta(e) = 1$ $\delta(f) = 1$ $\eta(g) = 1$ $\zeta(g, h, i) = 3$	c e	-	-

TABLE S20: Experimental obstructed atomic insulators

2D-TQC	Formula	LG	Gap	Direct Gap	Source	Source ID	Topology (SOC)	RSI	Occ. WP	Parent COD	Parent ICSD
								$\delta(a) = -1$ $\delta(b) = -1$ $\delta(c) = -1$ $\delta(e) = 1$ $\eta(c, f, g, h) = 1$ $\zeta(c, f, g, h, i, j, k) = 3$			
3.1.48	C ₆ N ₂	80	0.3903	1.4882	C2DB	2NC3-1	OAI		<i>b</i> <i>h</i>	-	-

C. Computationally exfoliated (MC2D)

TABLE S21: Computationally exfoliated (MC2D) topological insulators

2D-TQC	Formula	LG	Gap	Direct Gap	Source	Source ID	Topology (SOC)	RSI	Occ. WP	Parent COD	Parent ICSD
3.2.20	C ₂ Ag ₂ O ₄	2	2.3209	2.6052	MC2D	Ag2C2O4	OAI	$\delta(b) = 1$	<i>e</i>	-	-
3.2.37	C ₆ H ₁₂ Ag ₂ N ₄ S ₂	2	2.9953	3.3048	MC2D	Ag2C6N4S2H12	OAI	$\delta(d) = 1$	<i>e</i>	-	-
3.2.36	C ₆ Ag ₂ N ₈ O ₁₀	2	2.0783	2.1130	MC2D	Ag2C6N8O10	OAI	$\delta(b) = 1$	<i>e</i>	-	-
3.2.42	C ₈ Ag ₂ Br ₄ O ₄	2	2.5679	2.8579	MC2D	Ag2C8O4Br4	OAI	$\delta(a) = 1$	<i>e</i>	-	-
3.2.1	Ag ₂ Bi ₂ P ₄ S ₁₂	2	1.1285	1.1285	MC2D	AgBiP2S6	OAI	$\delta(b) = 1$ $\delta(c) = 1$	<i>e</i>	-	-
3.2.15	C ₁₄ H ₈ Ag ₂ N ₈	2	1.7248	1.7502	MC2D	AgC7N4H4	OAI	$\delta(a) = 1$	<i>e</i>	-	-
3.2.18	C ₁₆ H ₁₂ Ag ₂ N ₈	2	1.8653	1.8816	MC2D	AgC8N4H6	OAI	$\delta(d) = 1$	<i>e</i>	-	-
3.2.24	C ₂ H ₈ Ag ₂ N ₈	2	2.8837	3.1343	MC2D	AgCN4H4	OAI	$\delta(b) = 1$	<i>e</i>	-	-
3.2.34	C ₄ N ₂ S ₆ Sb ₄	2	1.5059	1.5946	MC2D	C4Sb4N2S6	OAI	$\delta(b) = 1$	<i>e</i>	-	-
3.2.41	C ₆ H ₈ O ₁₆ Tm ₂	2	3.4036	3.4036	MC2D	C6Tm2O16H8	OAI	$\delta(b) = 1$ $\delta(c) = 1$ $\delta(d) = 1$	<i>e</i>	-	-
3.2.29	C ₄ Cd ₂ O ₁₄	2	0.2643	0.2753	MC2D	Cd2C4O14	OAI	$\delta(a) = 1$ $\delta(d) = 1$	<i>e</i>	-	-
3.2.7	C ₁₂ H ₁₀ Cd ₂ N ₁₆	2	1.3089	1.3560	MC2D	Cd2C12N16H10	OAI	$\delta(d) = 1$	<i>e</i>	-	-
3.2.32	C ₄ H ₈ Cd ₂ O ₁₂	2	2.0192	2.0648	MC2D	CdC2O6H4	OAI	$\delta(a) = 1$ $\delta(d) = 1$	<i>e</i>	-	-
3.2.3	C ₁₀ H ₁₂ CdN ₄ O ₄	2	3.9741	3.9741	MC2D	CdC10N4O4H12	OAI	$\delta(a) = 5$ $\delta(b) = 1$	<i>a</i> <i>e</i>	-	-
3.2.8	C ₁₂ H ₁₂ Br ₂ CdN ₂ O ₂	2	2.6714	2.7235	MC2D	CdC12N2O2H12Br2	OAI	$\delta(c) = 5$ $\delta(d) = 1$	<i>c</i> <i>e</i>	-	-
3.2.9	C ₁₂ H ₁₂ CdCl ₂ N ₂ O ₂	2	2.8606	3.0592	MC2D	CdC12N2O2H12Cl2	OAI	$\delta(c) = 1$ $\delta(d) = 5$	<i>d</i> <i>e</i>	-	-
3.2.10	C ₁₂ H ₁₂ CdI ₂ N ₆	2	1.1160	1.1976	MC2D	CdC12N6H12I2	OAI	$\delta(b) = 1$ $\delta(c) = 5$	<i>c</i> <i>e</i>	-	-
3.2.11	C ₁₂ H ₁₂ CdN ₁₂	2	3.8207	3.8213	MC2D	CdC12N12H12	OAI	$\delta(b) = 5$ $\delta(c) = 1$	<i>b</i> <i>e</i>	-	-
3.2.14	C ₁₄ H ₁₀ CdN ₆ S ₂	2	1.9124	1.9152	MC2D	CdC14N6S2H10	OAI	$\delta(a) = 5$ $\delta(d) = 1$	<i>a</i> <i>e</i>	-	-
3.2.16	C ₁₆ H ₁₀ CdN ₆ S ₂	2	1.4809	1.5985	MC2D	CdC16N6S2H10	OAI	$\delta(b) = 5$ $\delta(c) = 1$	<i>b</i> <i>e</i>	-	-
3.2.12	C ₁₂ H ₁₂ Co ₂ N ₂ O ₆ P ₂	2	0.00	0.0470	MC2D	Co2C12P2N2O6H12	OAI	$\delta(b) = 1$	<i>e</i>	-	-
3.2.46	Cs ₂ Sb ₄ Se ₈	2	1.5804	1.5932	MC2D	CsSb2Se4	OAI	$\delta(b) = 1$	<i>e</i>	-	-
3.2.33	C ₄ H ₈ Cu ₂ N ₁₆ O ₄	2	0.00	0.0265	MC2D	Cu2C4N16O4H8	OAI	$\delta(c) = -1$	<i>e</i>	-	-
3.2.30	C ₄ H ₄ Br ₂ Cu ₂ N ₂	2	0.6953	0.9528	MC2D	Cu2CNH2Br	OAI	$\delta(b) = 1$	<i>e</i>	-	-
3.2.38	C ₆ H ₈ Br ₂ Cu ₂ N ₆	2	1.7902	1.8090	MC2D	Cu3CN3H4Br	OAI	$\delta(a) = 1$	<i>e</i>	-	-
3.2.39	C ₆ H ₈ Cl ₂ Cu ₂ N ₆	2	1.3847	1.3847	MC2D	Cu3CN3H4Cl	OAI	$\delta(a) = 1$	<i>e</i>	-	-
3.2.21	C ₂ F ₆ Hg ₂ O ₆ S ₂	2	3.3972	3.4227	MC2D	Hg2C2S2O6F6	OAI	$\delta(b) = 1$	<i>e</i>	-	-
3.2.45	Cl ₈ Ga ₂ Hg ₂	2	2.8660	3.0429	MC2D	HgGaCl4	OAI	$\delta(c) = 1$	<i>e</i>	-	-
3.2.53	Hg ₂ P ₂ Se ₆	2	1.2185	1.2255	MC2D	HgPSe3	OAI	$\delta(b) = 1$	<i>e</i>	-	-
3.2.22	C ₂ H ₄ In ₂ O ₁₂ Se ₂	2	3.6933	3.7953	MC2D	InCSeO6H2	OAI	$\delta(d) = 1$	<i>e</i>	-	-
3.2.25	C ₂ H ₈ In ₂ O ₁₄ Se ₂	2	3.7326	3.8436	MC2D	InCSeO7H4	OAI	$\delta(d) = 1$ $\delta(c) = 1$	<i>e</i>	-	-
3.2.2	As ₈ Cd ₄ Ge ₄ K ₄	2	0.6641	0.8144	MC2D	K4Cd4Ge4As8	OAI	$\delta(d) = 1$	<i>e</i>	-	-
3.2.23	C ₂ H ₄ Li ₂ N ₈ O ₂	2	4.2852	4.3450	MC2D	Li2C2N8O2H4	OAI	$\delta(b) = 1$	<i>e</i>	-	-
3.2.26	C ₂ H ₈ Li ₂ N ₈ O ₆	2	3.2723	3.2776	MC2D	Li2C2N8O6H8	OAI	$\delta(b) = 1$	<i>e</i>	-	-
3.2.28	C ₂ Li ₂	2	3.6222	3.9870	MC2D	Li2C2	OAI	$\delta(c) = -1$	<i>e</i>	-	-
3.2.40	C ₆ H ₈ Li ₂ O ₁₀ S ₂	2	3.3307	3.3353	MC2D	Li2C6S2O10H8	OAI	$\delta(c) = 1$	<i>e</i>	-	-
3.2.55	Li ₄ Mo ₄ S ₈	2	0.6737	0.6737	MC2D	Li4Mo4S8	OAI	$\delta(b) = 1$ $\delta(d) = 1$	<i>e</i>	-	-
3.2.51	H ₈ Cl ₆ Cu ₂ Li ₂ O ₄	2	0.1240	0.1275	MC2D	LiCuO2H4Cl3	OAI	$\delta(d) = -1$	<i>e</i>	-	-
3.2.4	C ₁₀ H ₁₄ Mg ₂ O ₁₄	2	3.0661	3.0713	MC2D	MgC5O7H7	OAI	$\delta(c) = 1$	<i>e</i>	-	-
3.2.27	C ₂ H ₈ N ₈ Na ₂ O ₆	2	3.3040	3.3040	MC2D	Na2C2N8O6H8	OAI	$\delta(a) = 1$	<i>e</i>	-	-

TABLE S21: Computationally exfoliated (MC2D) topological insulators

2D-TQC	Formula	LG	Gap	Direct Gap	Source	Source ID	Topology (SOC)	RSI	Occ. WP	Parent COD	Parent ICSD
3.2.5	C ₁₀ H ₁₆ Na ₂ O ₁₀	2	3.4405	3.4865	MC2D	Na2C10O10H16	OAI	$\delta(b) = 1$	<i>e</i>	-	-
3.2.44	Cl ₈ Eu ₂ Na ₂	2	0.00	0.0053	MC2D	Na2Eu2Cl8	OAI	$\delta(b) = 1$	<i>e</i>	-	-
								$\delta(a) = 1$ $\delta(b) = 1$ $\delta(d) = 1$			
3.2.54	I ₂ Nb ₄ Te ₁₂	2	0.6614	0.6910	MC2D	Nb2Te6I	OAI	$\delta(d) = 1$	<i>e</i>	-	-
3.2.19	C ₁₆ H ₈ N ₆ Ni ₂ O ₂ S ₄	2	0.0123	0.1733	MC2D	Ni2C16N6S4O2H8	OAI	$\delta(b) = -1$	<i>e</i>	-	-
								$\delta(a) = 1$			
3.2.43	C ₈ H ₁₀ N ₂ Pb ₂ S ₄	2	1.8242	2.0322	MC2D	Pb2C8N2S4H10	OAI	$\delta(b) = 1$	<i>e</i>	-	-
3.2.6	C ₁₀ H ₈ L ₄ N ₂ O ₂ Pb ₂	2	1.2397	1.2492	MC2D	Pb2C10N2O2H8I4	OAI	$\delta(b) = 1$	<i>e</i>	-	-
3.2.56	N ₂ Pb ₂ S ₄	2	0.1251	0.2322	MC2D	Pb2N2S4	OAI	$\delta(b) = 1$	<i>e</i>	-	-
								$\delta(b) = 1$			
3.2.35	C ₄ O ₈ Pb ₂	2	2.8709	2.8987	MC2D	PbC2O4	OAI	$\delta(c) = 1$	<i>e</i>	-	-
3.2.57	Rb ₂ Sb ₄ Se ₈	2	1.5687	1.6458	MC2D	RbSb2Se4	OAI	$\delta(d) = 1$	<i>e</i>	-	-
								$\delta(b) = 1$			
3.2.58	Re ₄ Te ₈	2	0.7591	0.9949	MC2D	ReTe2	OAI	$\delta(d) = 1$	<i>e</i>	-	-
								$\delta(c) = 1$			
3.2.13	C ₁₂ H ₈ S ₄ Tl ₄	2	1.8183	1.8287	MC2D	Tl4C12S4H8	OAI	$\delta(d) = 1$	<i>e</i>	-	-
								$\delta(c) = 1$			
3.2.48	F ₂ O ₇ Te ₂ V ₂	2	0.00	0.1974	MC2D	V2Te2O7F2	OAI	$\delta(d) = -2$	<i>d</i> <i>e</i>	-	-
3.2.52	Hg ₂ O ₆ V ₂	2	2.3546	2.3546	MC2D	VHgO3	OAI	$\delta(c) = 1$	<i>e</i>	-	-
3.2.50	H ₄ O ₆ V ₂	2	0.4033	0.5332	MC2D	VO3H2	OAI	$\delta(c) = 1$	<i>e</i>	-	-
3.2.49	H ₄ O ₁₀ Se ₂ V ₂	2	0.7321	1.0540	MC2D	VSeO5H2	OAI	$\delta(d) = 1$	<i>e</i>	-	-
3.2.47	Cu ₂ O ₈ W ₂	2	0.1107	0.1951	MC2D	W2Cu2O8	OAI	$\delta(a) = -1$	<i>e</i>	-	-
3.2.17	C ₁₆ H ₁₀ O ₁₀ Zn ₂	2	2.8209	2.9313	MC2D	Zn2C16O10H10	OAI	$\delta(b) = 1$	<i>e</i>	-	-
								$\delta(a) = -4$ $\delta(b) = -1$ $\delta(c) = -1$	<i>a</i> <i>g</i> <i>i</i> <i>j</i>	-	-
3.2.59	C ₄ H ₈ N ₂ NiO ₄	6	0.00	0.0207	MC2D	NiC4N2O4H8	OAI		<i>d</i> <i>e</i>	-	-
3.2.60	Hg ₄ O ₈ S ₂	7	2.1681	2.2036	MC2D	Hg2SO4	OAI	$\delta(a) = 1$	<i>d</i> <i>e</i>	-	-
3.2.61	Hg ₄ O ₈ Se ₂	7	1.9295	1.9870	MC2D	Hg2SeO4	OAI	$\delta(a) = 1$	<i>d</i> <i>e</i>	-	-
3.2.62	Na ₄ O ₈ S ₄	7	2.3409	2.3409	MC2D	NaSO2	OAI	$\eta(c, d) = 1$	<i>e</i>	-	-
3.2.64	Br ₆ Hg ₂ O ₄ Pb ₄	10	0.0424	0.0426	MC2D	Hg2Pb4O4Br6	OAI	$\eta(a) = 1$	<i>b</i>	-	-
3.2.66	P ₄₂	10	2.1225	2.1329	MC2D	P	OAI	$\eta(a) = 1$	<i>b</i>	-	-
3.2.65	H ₁₂ B ₁₂ O ₁₂ Rb ₂	10	2.1952	2.2082	MC2D	RbB6O6H6	OAI	$\eta(a) = 1$	<i>b</i>	-	-
								$\delta(c) = -1$ $\delta(d) = -5$	<i>d</i> <i>f</i> <i>h</i> <i>i</i>	-	-
3.2.71	C ₄ H ₄ CdCl ₂ N ₂	14	2.1589	2.3197	MC2D	CdC4N2H4Cl2	OAI	$\eta(e, f, g, h) = 1$	<i>i</i>	-	-
								$\delta(a) = -5$ $\delta(b) = -1$	<i>a</i> <i>e</i> <i>g</i> <i>i</i>	-	-
3.2.70	C ₄ H ₄ Br ₂ HgN ₂	14	2.5988	2.5993	MC2D	HgC4N2H4Br2	OAI	$\eta(e, f, g, h) = 1$	<i>i</i>	-	-
								$\delta(a) = -5$ $\delta(b) = -1$	<i>a</i> <i>e</i> <i>g</i> <i>i</i>	-	-
3.2.72	C ₄ H ₄ Cl ₂ HgN ₂	14	1.8258	2.0429	MC2D	HgC4N2H4Cl2	OAI	$\eta(e, f, g, h) = 1$	<i>i</i>	-	-
								$\delta(b) = -1$ $\delta(c) = -1$	<i>g</i> <i>h</i>	-	-
3.2.67	As ₆ K ₂ Si ₆	14	0.5934	0.5934	MC2D	K2Si6As6	OAI	$\eta(e, f, g, h) = 1$	<i>e</i> <i>h</i> <i>i</i>	-	-
3.2.68	Au ₂ K ₂ P ₂ Se ₆	14	0.8763	0.8763	MC2D	KAuPSe3	OAI	$\delta(d) = -1$	<i>h</i> <i>i</i>	-	-
								$\delta(c) = -1$	<i>f</i> <i>g</i> <i>h</i> <i>i</i>	-	-
3.2.74	K ₂ Mo ₆ O ₁₈	14	0.6982	0.7096	MC2D	KMo3O9	OAI	$\eta(e, f, g, h) = 1$	<i>i</i>	-	-
3.2.73	Cl ₂ La ₂ O ₄	14	3.1354	3.3716	MC2D	La2O4Cl2	OAI	$\delta(b) = -1$ $\delta(d) = -1$	<i>g</i> <i>h</i>	-	-
								$\delta(a) = -1$	<i>e</i> <i>g</i> <i>h</i> <i>i</i>	-	-
3.2.75	Mo ₆ N ₂ O ₁₈	14	0.0081	0.0291	MC2D	Mo3NO9	OAI	$\eta(e, f, g, h) = 1$	<i>i</i>	-	-

TABLE S21: Computationally exfoliated (MC2D) topological insulators

2D-TQC	Formula	LG	Gap	Direct Gap	Source	Source ID	Topology (SOC)	RSI	Occ. WP	Parent COD	Parent ICSD
3.2.76	Mo ₆ O ₁₈ Tl ₂	14	0.5464	0.5464	MC2D	Mo3TlO9	OAI	$\delta(c) = -1$ $\eta(e, f, g, h) = 1$	<i>f</i> <i>g</i> <i>h</i> <i>i</i>	-	-
3.2.69	C ₁₀ H ₈ Br ₂ N ₂ Pb	14	1.2293	1.3035	MC2D	PbC10N2H8Br2	OAI	$\delta(c) = -6$ $\delta(d) = -1$ $\eta(e, f, g, h) = 1$	<i>c</i> <i>f</i> <i>g</i> <i>i</i>	-	-
3.2.77	Te ₄ TiZr	14	0.00	0.0031	MC2D	ZrTiTe4	OAI	$\delta(a) = -1$ $\delta(b) = 1$ $\delta(c) = 1$ $\delta(d) = -1$	<i>b</i> <i>c</i> <i>g</i> <i>h</i>	-	-
3.2.78	Bi ₄ Cl ₁₆	16	0.4018	0.4396	MC2D	BiCl4	OAI	$\delta(a) = 1$	<i>d</i>	-	-
3.2.79	Br ₄ Hg ₄ O ₁₂	16	2.8795	2.9614	MC2D	HgO3Br	OAI	$\delta(b) = 1$	<i>d</i>	-	-
3.2.81	P ₄ Pd ₄ Se ₄	16	0.9995	1.1714	MC2D	PdPSe	OAI	$\eta(c) = 1$	<i>d</i>	-	-
3.2.80	P ₄ Pd ₄ S ₄	16	1.1244	1.2695	MC2D	PdPS	OAI	$\eta(c) = 1$	<i>d</i>	-	-
3.2.82	Al ₄ O ₁₂	17	2.4074	2.4074	MC2D	Al4O12	OAI	$\delta(a) = 1$	<i>c</i>	-	-
3.2.85	C ₄ H ₁₆ O ₈ P ₄	17	5.9799	5.9809	MC2D	CPO2H4	OAI	$\delta(a) = 1$	<i>c</i>	-	-
3.2.88	Cs ₄ Te ₁₆	17	0.4718	0.4718	MC2D	CsTe4	OAI	$\delta(b) = 1$	<i>c</i>	-	-
3.2.86	C ₄ H ₂₄ Cu ₄ N ₈ O ₁₂	17	0.0400	0.0400	MC2D	CuCN2O3H6	OAI	$\delta(b) = 1$	<i>c</i>	-	-
3.2.89	H ₄ Cl ₄ Cu ₄ O ₄	17	0.0567	0.1067	MC2D	CuOHCl	OAI	$\delta(a) = -1$	<i>c</i>	-	-
3.2.83	Br ₁₂ Hg ₈ Te ₄	17	1.9087	1.9239	MC2D	Hg2TeBr3	OAI	$\delta(a) = 1$	<i>c</i>	-	-
3.2.90	Hg ₄ N ₄ O ₈	17	1.9641	1.9641	MC2D	HgNO2	OAI	$\delta(a) = 1$	<i>c</i>	-	-
3.2.84	C ₄ H ₁₂ K ₄ N ₄	17	2.9654	3.0054	MC2D	KCNH3	OAI	$\delta(a) = -1$	<i>c</i>	-	-
3.2.91	Na ₁₂ Si ₄ Te ₁₂	17	0.0146	0.1123	MC2D	Na3SiTe3	OAI	$\delta(a) = 1$	<i>c</i>	-	-
3.2.87	C ₈ H ₈ Na ₄ O ₁₂	17	2.7263	2.7714	MC2D	NaC2O3H2	OAI	$\delta(b) = -1$	<i>c</i>	-	-
3.2.92	P ₄ Pb ₄ Se ₁₂	17	1.6488	1.6750	MC2D	PbPSe3	OAI	$\delta(a) = 1$	<i>c</i>	-	-
3.2.93	Pd ₂ S ₄	17	1.1577	1.6289	MC2D	PdS2	OAI	$\delta(a) = 1$ $\delta(b) = 4$	<i>b</i> <i>c</i>	-	-
3.2.95	B ₂ BaSe ₆	18	2.2124	2.2469	MC2D	BaB2Se6	OAI	$\delta(b) = 2$ $\delta(c) = 1$ $\eta(d, e) = 1$	<i>b</i> <i>d</i> <i>e</i> <i>f</i>	-	-
3.2.102	Cl ₆ Cr ₂	18	0.1599	0.1826	MC2D	CrCl3	OAI	$\delta(b) = 1$	<i>d</i> <i>e</i> <i>f</i>	-	-
3.2.106	Ga ₆ Te ₆	18	1.2875	1.2875	MC2D	GaTe	OAI	$\delta(b) = -1$ $\eta(d, e) = 1$	<i>e</i>	-	-
3.2.94	As ₆ Ge ₆	18	1.3588	1.4353	MC2D	GeAs	OAI	$\delta(b) = -1$ $\eta(d, e) = 1$	<i>e</i>	-	-
3.2.107	Ge ₆ P ₆	18	1.6136	1.7789	MC2D	GeP	OAI	$\delta(a) = -1$ $\eta(d, e) = 1$	<i>e</i>	-	-
3.2.110	La ₂ P ₄ S ₁₄ Tl ₄	18	1.8194	1.8194	MC2D	La2Tl4P4S14	OAI	$\delta(a) = -1$ $\eta(d, e) = 1$	<i>e</i> <i>f</i>	-	-
3.2.111	Mg ₃ O ₁₂ Si ₄	18	3.1317	3.1317	MC2D	Mg3Si4O12	OAI	$\delta(b) = -1$	<i>a</i> <i>d</i> <i>e</i> <i>f</i>	-	-
3.2.103	Cl ₆ Mo ₂	18	0.2134	0.2170	MC2D	MoCl3	OAI	$\delta(b) = 1$ $\eta(d, e) = 1$	<i>d</i> <i>e</i> <i>f</i>	-	-
3.2.109	I ₄ Nb ₂ Se ₄	18	1.0476	1.0986	MC2D	Nb2Se4I4	OAI	$\delta(b) = -1$	<i>d</i> <i>e</i> <i>f</i>	-	-
3.2.97	Br ₄ Nb ₂ S ₄	18	1.5605	1.5692	MC2D	NbS2Br2	OAI	$\delta(a) = -1$	<i>d</i> <i>e</i> <i>f</i>	-	-
3.2.98	Br ₄ Nb ₂ Se ₄	18	1.0887	1.0952	MC2D	NbSe2Br2	OAI	$\delta(b) = -1$	<i>d</i> <i>e</i> <i>f</i>	-	-
3.2.100	C ₂ Cl ₂ O ₄ Pb ₂	18	2.8927	2.9624	MC2D	PbCO2Cl	OAI	$\delta(a) = -1$ $\eta(d, e) = 1$	<i>d</i> <i>e</i> <i>f</i>	-	-

TABLE S21: Computationally exfoliated (MC2D) topological insulators

2D-TQC	Formula	LG	Gap	Direct Gap	Source	Source ID	Topology (SOC)	RSI	Occ. WP	Parent COD	Parent ICSD
3.2.108	H ₁₂ B ₁₂ O ₁₂ Rb ₂	18	1.7863	1.9069	MC2D	RbB6O6H6	OAI	$\delta(b) = 1$	$\begin{matrix} d \\ e \\ f \end{matrix}$	-	-
3.2.96	Bi ₈ Br ₄ Ru ₂	18	0.7219	0.7219	MC2D	RuBi4Br2	OAI	$\delta(a) = -1$ $\delta(b) = -1$ $\eta(d, e) = 1$	$\begin{matrix} d \\ e \end{matrix}$	-	-
3.2.112	O ₂ S ₄ Sb ₂ Yb ₂	18	0.00	0.0170	MC2D	Sb2Yb2S4O2	OAI	$\delta(a) = -1$	$\begin{matrix} d \\ e \end{matrix}$	-	-
3.2.115	P ₆ Si ₆	18	1.8918	1.9234	MC2D	SiP	OAI	$\delta(a) = -1$	$\begin{matrix} d \\ e \end{matrix}$	-	-
3.2.113	P ₂ S ₆ Sn ₂	18	1.1094	1.2981	MC2D	SnPS3	OAI	$\delta(b) = -1$ $\eta(d, e) = 1$	$\begin{matrix} d \\ e \\ f \end{matrix}$	-	-
3.2.104	Cl ₆ Ti ₂	18	0.2522	0.3459	MC2D	TiCl3	OAI	$\delta(a) = -1$ $\eta(d, e) = 1$	$\begin{matrix} d \\ e \\ f \end{matrix}$	-	-
3.2.101	Cl ₁₀ Fe ₂ W ₂	18	0.1348	0.1348	MC2D	W2Fe2Cl10	OAI	$\delta(a) = 1$	$\begin{matrix} d \\ e \\ f \end{matrix}$	-	-
3.2.105	Cl ₆ Y ₄	18	0.7770	0.8032	MC2D	Y2Cl3	OAI	$\delta(b) = -1$	$\begin{matrix} d \\ e \end{matrix}$	-	-
3.2.99	Br ₆ Y ₄	18	0.6554	0.7171	MC2D	Y4Br6	OAI	$\delta(a) = -1$	$\begin{matrix} d \\ e \end{matrix}$	-	-
3.2.114	P ₆ S ₁₈ Zn ₄	18	1.7606	1.7742	MC2D	Zn2P3S9	OAI	$\delta(b) = -1$ $\eta(d, e) = 1$	$\begin{matrix} d \\ e \\ f \end{matrix}$	-	-
3.2.116	C ₈ F ₄ K ₂ O ₄	26	3.9673	3.9673	MC2D	K2C8O4F4	OAI	$\eta(a, b) = 1$ $\zeta(a, b, c, d, e) = 3$	$\begin{matrix} d \\ e \\ f \end{matrix}$	-	-
3.2.117	Bi ₁₂ I ₂ Ni ₄	35	0.00	0.0009	MC2D	Ni2Bi6I	OAI	$\eta(a) = 1$ $\zeta(a, b, c) = 1$	$\begin{matrix} b \\ a \end{matrix}$	-	-
3.2.118	C ₁₀ H ₈ Br ₂ CdN ₂	37	1.4181	1.6333	MC2D	CdC10N2H8Br2	OAI	$\delta(a) = -5$ $\delta(c) = -1$	$\begin{matrix} g \\ k \\ m \end{matrix}$	-	-
3.2.119	C ₁₀ H ₈ CdI ₂ N ₂	37	1.0127	1.3017	MC2D	CdC10N2H8I2	OAI	$\delta(b) = -5$ $\delta(d) = -1$	$\begin{matrix} b \\ h \\ i \\ n \end{matrix}$	-	-
3.2.121	La ₂ S ₂	37	0.00	0.0564	MC2D	La2S2	OAI	$\delta(d) = -1$ $\eta(e, f, g, h, i, j, k, l) = 1$ $\zeta(e, f, g, h, i, j, k, l, m, n, o, p, q) = 1$	$\begin{matrix} i \\ j \end{matrix}$	-	-
3.2.122	S ₁₂ Sb ₁₀	37	0.00	0.0061	MC2D	Sb10S12	OAI	$\delta(d) = 1$ $\zeta(e, f, g, h, i, j, k, l, m, n, o, p, q) = 2$	$\begin{matrix} i \\ j \\ l \\ m \\ n \end{matrix}$	-	-
3.2.120	I ₄ O ₂ Ta ₂	37	0.8552	0.9107	MC2D	TaOI2	OAI	$\delta(d) = -1$	$\begin{matrix} g \\ h \\ k \\ l \end{matrix}$	-	-
3.2.123	Fe ₂ Pd ₄ Se ₄	38	0.00	0.0129	MC2D	FePd2Se2	OAI	$\delta(b) = -1$ $\eta(c, d) = 1$ $\zeta(c, d, e, f, g, h, i, j) = 1$	$\begin{matrix} d \\ j \end{matrix}$	-	-
3.2.124	H ₄ Ga ₂ K ₂	41	0.9393	0.9393	MC2D	K2Ga2H4	OAI	$\delta(a) = -1$ $\eta(c, d) = 1$ $\zeta(c, d, e, f, g, h) = 1$	$\begin{matrix} c \\ d \\ h \end{matrix}$	-	-
3.2.125	As ₄	42	0.7154	0.8071	MC2D	As	OAI	$\delta(b) = -1$ $\eta(c, d, e) = 1$ $\zeta(c, d, e) = 2$	$\begin{matrix} d \\ e \end{matrix}$	-	-

TABLE S21: Computationally exfoliated (MC2D) topological insulators

2D-TQC	Formula	LG	Gap	Direct Gap	Source	Source ID	Topology (SOC)	RSI	Occ. WP	Parent COD	Parent ICSD
3.2.126	Cr ₈ Te ₂₄	42	0.00	0.0095	MC2D	CrTe3	OAI	$\delta(a) = -1$ $\delta(b) = 1$	$\begin{matrix} c \\ e \\ f \end{matrix}$	-	-
3.2.127	Na ₈ P ₄ Se ₁₂	42	1.7765	1.7765	MC2D	Na2PSe3	OAI	$\delta(a) = -1$ $\eta(c, d, e) = 1$ $\zeta(c, d, e) = 2$	$\begin{matrix} d \\ e \\ f \end{matrix}$	-	-
3.2.128	Nb ₄ Ni ₄ Te ₈	42	0.00	0.0147	MC2D	NbNiTe2	OAI	$\delta(b) = -1$	$\begin{matrix} c \\ d \\ e \end{matrix}$	-	-
3.2.129	Ni ₄ Ta ₄ Te ₈	42	0.00	0.0556	MC2D	TaNiTe2	OAI	$\delta(a) = -1$ $\eta(c, d, e) = 1$ $\zeta(c, d, e) = 2$	$\begin{matrix} c \\ d \\ e \end{matrix}$	-	-
3.2.130	Ge ₂ Nb ₄ Te ₈	44	0.4004	0.5182	MC2D	Nb2GeTe4	OAI	$\delta(a) = -1$ $\delta(b) = -5$ $\eta(c, d, e) = 1$ $\zeta(c, d, e) = 2$	$\begin{matrix} b \\ e \\ f \end{matrix}$	-	-
3.2.132	N ₄	46	0.8203	0.9259	MC2D	N4	OAI	$\delta(c) = 1$ $\eta(a, b) = 1$ $\zeta(a, b, d, e) = 3$	d	-	-
3.2.133	Ni ₆ Ta ₄ Te ₁₀	46	0.0340	0.0340	MC2D	Ta4Ni6Te10	OAI	$\delta(c) = 1$ $\eta(a, b) = 1$ $\zeta(a, b, d, e) = 3$	$\begin{matrix} a \\ b \\ d \end{matrix}$	-	-
3.2.131	Co ₈ Ta ₄ Te ₈	46	0.00	0.0069	MC2D	TaCo2Te2	OAI	$\delta(c) = 1$ $\eta(a, b) = 1$ $\zeta(a, b, d, e) = 3$	$\begin{matrix} a \\ b \\ d \\ f \end{matrix}$	-	-
3.2.134	Hg ₄ I ₂ O ₂	47	1.2406	1.5901	MC2D	Hg2OI	OAI	$\delta(a) = -1$ $\delta(c) = -5$	$\begin{matrix} c \\ d \end{matrix}$	-	-
3.2.135	C ₈ F ₄	48	2.2696	2.2696	MC2D	C8F4	OAI	$\delta(b) = -1$	$\begin{matrix} f \\ h \end{matrix}$	-	-
3.2.136	H ₈ B ₄ O ₈	51	4.9242	4.9572	MC2D	B4O8H8	OAI	$\delta(c) = -1$ $\eta(d, e, f, g) = 1$	g	-	-
3.2.137	K ₈ Tl ₁₀ Zn	53	0.00	0.0286	MC2D	K8ZnTl10	OAI	$\delta(b, e) = -1$ $\eta(b) = 1$ $\eta(a, b, c) = 1$ $\eta(a, b, c) = 1$ $\zeta(a, b, c, e) = 3$ $\zeta(a, b, e) = 3$ $\zeta(a, b, d) = 2$ $\zeta(a, b, c, d, e, f, g, h, i) = 1$ $\zeta(a, b, c, d, e, f, g, h, i) = 2$ $\zeta(a, b, c, d, e, f, g, h, i) = 1$	$\begin{matrix} a \\ d \\ j \end{matrix}$	-	-
3.2.139	Li ₄ N ₄	57	0.00	0.0015	MC2D	Li4N4	OAI	$\delta(a) = 1$ $\delta(b) = 1$ $\eta(c, d, e) = 1$ $\zeta(c, d, e, f, g, h, i) = 3$	$\begin{matrix} c \\ d \\ i \end{matrix}$	-	-
3.2.138	Cu ₂ S ₄ Ti	57	0.00	0.0074	MC2D	TiCu2S4	OAI	$\delta(b) = 1$ $\zeta(c, d, e, f, g, h, i) = 2$	$\begin{matrix} a \\ c \\ i \end{matrix}$	-	-

TABLE S21: Computationally exfoliated (MC2D) topological insulators

2D-TQC	Formula	LG	Gap	Direct Gap	Source	Source ID	Topology (SOC)	RSI	Occ. WP	Parent COD	Parent ICSD
3.2.140	Br ₂ Ca ₃ Cu ₂ O ₄	61	0.00	0.0063	MC2D	Ca3Cu2O4Br2	OAI	$\delta(a) = 1$ $\delta(a) = 1$ $\delta(b) = -1$ $\delta(d) = 3$ $\delta(e) = 1$ $\eta(d, e, f, g, h, i) = 1$ $\zeta(d, e, f, g, h, i, j, k, l, m) = 1$	a d e f	-	-
3.2.141	Ca ₃ Cl ₂ Cu ₂ O ₄	61	0.00	0.0116	MC2D	Ca3Cu2O4Cl2	OAI	$\delta(a) = -1$ $\delta(b) = 1$ $\delta(b) = 1$ $\delta(d) = 1$ $\delta(e) = 3$ $\eta(d, e, f, g, h, i) = 1$ $\zeta(d, e, f, g, h, i, j, k, l, m) = 1$	b d e f	-	-
3.2.143	Hf ₃ Te ₂	61	0.00	0.0076	MC2D	Hf3Te2	OAI	$\delta(a) = 2$ $\delta(b) = -1$ $\delta(d) = 1$ $\delta(e) = 1$	a d e	-	-
3.2.142	Fe ₂ Na ₂ OSe ₂	61	0.00	0.0092	MC2D	Na2Fe2Se2O	OAI	$\delta(a) = 1$ $\delta(b) = 1$ $\delta(c) = -3$ $\delta(d) = 1$ $\delta(e) = 1$ $\zeta(d, e, f, g, h, i, j, k, l, m) = 2$	b c d e	-	-
3.2.146	Ce ₂ Te ₆	64	0.00	0.0051	MC2D	CeTe3	OAI	$\delta(a) = 1$ $\delta(b) = 4$ $\eta(b, d) = 1$ $\zeta(b, d, e, f, g) = 1$	b d	-	-
3.2.147	Fe ₂ S ₂	64	0.00	0.0105	MC2D	FeS	OAI	$\delta(b) = 1$ $\delta(c) = -1$	a b	-	-
3.2.144	As ₂ Ir ₂	64	0.00	0.2517	MC2D	Ir2As2	OAI	$\delta(b) = 1$ $\delta(c) = -1$	a b	-	-
3.2.148	Ir ₂ P ₂	64	0.00	0.5851	MC2D	Ir2P2	OAI	$\delta(b) = 1$ $\delta(c) = -1$	a b	-	-
3.2.145	As ₂ Rh ₂	64	0.00	0.1415	MC2D	Rh2As2	OAI	$\delta(a) = -1$ $\delta(b) = 1$ $\delta(c) = -1$ $\zeta(b, d, e, f, g) = 2$	a b	-	-

TABLE S21: Computationally exfoliated (MC2D) topological insulators

2D-TQC	Formula	LG	Gap	Direct Gap	Source	Source ID	Topology (SOC)	RSI	Occ. WP	Parent COD	Parent ICSD
3.2.149	P ₂ Rh ₂	64	0.00	0.2119	MC2D	RhP	OAI	$\delta(a) = -1$ $\delta(b) = 1$ $\delta(c) = -1$ $\zeta(b, d, e, f, g) = 2$	a b	-	-
3.2.150	Cl ₁₈ Li ₂ Nb ₆	66	0.8726	0.8900	MC2D	Li2Nb6Cl18	OAI	$\delta(a) = -1$ $\delta(b) = 1$ $\delta(c) = 1$	c e	-	-
3.2.152	P ₂ S ₆ Sn ₂	66	1.5868	1.7215	MC2D	SnPS3	OAI	$\delta(a) = -1$ $\delta(b) = 1$	b c e	-	-
3.2.151	Hg ₃ Se ₆ Zn ₂	66	0.00	0.0242	MC2D	Zn2Hg3Se6	OAI	$\delta(a) = 1$ $\delta(b) = 1$ $\delta(d) = 5$	b d e	-	-
3.2.153	AgErP ₂ Se ₆	67	1.4972	1.6127	MC2D	AgErP2Se6	OAI	$\delta(c, f) = 1$ $\delta(b, e) = -1$ $\eta(b) = 1$ $\eta(c) = 1$ $\eta(g) = 1$	a b f h	-	-
3.2.154	AgGaP ₂ Se ₆	67	0.9156	0.9231	MC2D	AgGaP2Se6	OAI	$\delta(c, f) = -1$ $\delta(b, e) = 1$ $\delta(a, d) = -1$ $\eta(a) = 1$ $\eta(b) = 1$ $\eta(c) = 1$	a c e h	-	-
3.2.155	AgInP ₂ Se ₆	67	0.8667	1.0148	MC2D	AgInP2Se6	OAI	$\delta(c, f) = -1$ $\delta(b, e) = 1$ $\delta(a, d) = -1$ $\eta(a) = 1$ $\eta(b) = 1$ $\eta(c) = 1$	a c e h	-	-
3.2.158	AgP ₂ Se ₆ Tm	67	1.5025	1.6156	MC2D	AgTmP2Se6	OAI	$\delta(c, f) = 1$ $\delta(b, e) = -1$ $\eta(b) = 1$ $\eta(c) = 1$ $\eta(g) = 1$	a b f h	-	-
3.2.159	BiCuP ₂ Se ₆	67	0.6526	0.6781	MC2D	CuBiP2Se6	OAI	$\delta(b, e) = 1$ $\delta(a, d) = -1$ $\eta(a) = 1$ $\eta(b) = 1$	a c e h	-	-
3.2.160	CuInP ₂ Se ₆	67	0.4873	0.4875	MC2D	CuInP2Se6	OAI	$\delta(c, f) = 1$ $\delta(b, e) = -1$ $\delta(a, d) = -1$ $\eta(a) = 1$ $\eta(b) = 1$ $\eta(c) = 1$	a b f h	-	-
3.2.156	AgP ₂ S ₆ Sc	67	2.0470	2.0625	MC2D	ScAgP2S6	OAI	$\delta(c, f) = -1$ $\delta(b, e) = 1$ $\delta(a, d) = 1$ $\eta(a) = 1$ $\eta(b) = 1$ $\eta(c) = 1$ $\eta(g) = 1$	a c e h	-	-

TABLE S21: Computationally exfoliated (MC2D) topological insulators

2D-TQC	Formula	LG	Gap	Direct Gap	Source	Source ID	Topology (SOC)	RSI	Occ. WP	Parent COD	Parent ICSD
3.2.157	AgP ₂ ScSe ₆	67	1.6459	1.6927	MC2D	ScAgP2Se6	OAI	$\delta(c, f) = -1$ $\delta(b, e) = 1$ $\delta(a, d) = 1$ $\eta(a) = 1$ $\eta(b) = 1$ $\eta(c) = 1$ $\eta(g) = 1$	a c e h	-	-
3.2.161	P ₂ S ₆ Sn	67	1.3322	1.4082	MC2D	SnP2S6	OAI	$\delta(c, f) = -1$ $\delta(b, e) = 1$ $\eta(b) = 1$ $\eta(c) = 1$	c e h	-	-
3.2.162	Li ₂ Tl ₂	69	0.0296	0.0296	MC2D	LiTl	OAI	$\delta(b) = 1$ $\delta(c) = 3$	a c	-	-
3.2.163	Al ₂ Si ₂ Te ₆	71	1.0943	1.3444	MC2D	AlSiTe3	OAI	$\delta(a) = -1$ $\delta(c) = 1$	b c g	-	-
3.2.166	Cd ₂ P ₂ Se ₆	71	1.2837	1.5239	MC2D	CdPSe3	OAI	$\delta(a) = -1$ $\delta(c) = 1$ $\delta(b, e) = -1$ $\eta(b) = 1$	b c g	-	-
3.2.174	Cr ₂ I ₆	71	0.00	0.0990	MC2D	Cr2I6	OAI	$\delta(a) = -1$ $\delta(c) = -1$	b g	-	-
3.2.175	Cr ₂ Se ₆ Si ₂	71	0.1259	0.1715	MC2D	Cr2Si2Se6	OAI	$\delta(a) = -1$ $\delta(c) = 1$ $\delta(d) = -1$	b c g	-	-
3.2.176	Cr ₂ Si ₂ Te ₆	71	0.00	0.0379	MC2D	CrSiTe3	OAI	$\delta(a) = -1$ $\delta(c) = 1$ $\delta(d) = -1$	b c g	-	-
3.2.165	Br ₆ Fe ₂	71	0.00	0.0023	MC2D	FeBr3	OAI	$\delta(a) = -1$ $\delta(c) = 1$ $\delta(b, e) = -1$ $\eta(b) = 1$ $\eta(f, g) = 1$	b g	-	-
3.2.170	Cl ₆ Fe ₂	71	0.00	0.0037	MC2D	FeCl3	OAI	$\delta(a) = -1$ $\delta(c) = 1$ $\delta(b, e) = -1$ $\eta(b) = 1$ $\eta(f, g) = 1$	b g	-	-
3.2.177	In ₂ Si ₂ Te ₆	71	0.6708	0.8648	MC2D	InSiTe3	OAI	$\delta(a) = -1$ $\delta(c) = 1$ $\delta(b, e) = -1$ $\eta(b) = 1$ $\eta(f, g) = 1$	b c g	-	-
3.2.164	Br ₁₈ K ₄ Nb ₆	71	1.1183	1.1185	MC2D	K2Nb3Br9	OAI	$\delta(c) = 1$ $\delta(b, e) = 2$ $\eta(f, g) = 1$	e f g	-	-
3.2.167	Cl ₁₈ K ₄ Nb ₆	71	1.1047	1.1047	MC2D	K2Nb3Cl9	OAI	$\delta(c) = 1$ $\delta(b, e) = 2$ $\eta(f, g) = 1$	e f g	-	-
3.2.168	Cl ₁₈ K ₄ Ta ₆	71	1.3500	1.3769	MC2D	K2Ta3Cl9	OAI	$\delta(c) = 1$ $\delta(b, e) = 2$	e f g	-	-
3.2.178	Mg ₂ P ₂ Se ₆	71	2.0304	2.0304	MC2D	MgPSe3	OAI	$\delta(a) = -1$ $\delta(c) = 1$	b c g	-	-
3.2.179	Mn ₂ P ₂ Se ₆	71	0.00	0.0053	MC2D	MnPSe3	OAI	$\delta(a) = -2$ $\delta(c) = 2$ $\delta(b, e) = -1$ $\eta(b) = 1$	b c g	-	-

TABLE S21: Computationally exfoliated (MC2D) topological insulators

2D-TQC	Formula	LG	Gap	Direct Gap	Source	Source ID	Topology (SOC)	RSI	Occ. WP	Parent COD	Parent ICSD
3.2.169	Cl ₁₈ Nb ₆ Tl ₄	71	1.0722	1.0722	MC2D	Nb6Tl4Cl18	OAI	$\delta(c) = 1$ $\eta(f, g) = 1$	$\begin{matrix} e \\ f \\ g \end{matrix}$	-	-
3.2.180	Ni ₂ P ₂ Se ₆	71	0.00	0.0304	MC2D	NiPSe3	OAI	$\delta(a) = 1$ $\delta(c) = 2$ $\delta(b, e) = -1$ $\eta(b) = 1$ $\eta(f, g) = 1$	$\begin{matrix} b \\ c \\ g \end{matrix}$	-	-
3.2.171	Cl ₆ Ru ₂	71	0.00	0.0409	MC2D	RuCl3	OAI	$\delta(a) = -1$ $\delta(c) = 1$ $\delta(b, e) = -1$ $\eta(b) = 1$	$\begin{matrix} b \\ g \end{matrix}$	-	-
3.2.172	Cl ₆ Ti ₂	71	0.00	0.0051	MC2D	TiCl3	OAI	$\delta(a) = -1$ $\delta(c) = -1$	$\begin{matrix} b \\ g \end{matrix}$	-	-
3.2.181	P ₂ S ₆ V ₂	71	0.4077	0.4084	MC2D	VPS3	OAI	$\delta(a) = -1$ $\delta(c) = 1$ $\delta(d) = -1$ $\delta(b, e) = 1$ $\eta(b) = 1$	$\begin{matrix} b \\ c \\ g \end{matrix}$	-	-
3.2.182	P ₂ S ₆ Zn ₂	71	2.1208	2.5181	MC2D	ZnPS3	OAI	$\delta(a) = -1$ $\delta(c) = 1$ $\delta(b, e) = -1$ $\eta(b) = 1$	$\begin{matrix} b \\ c \\ g \end{matrix}$	-	-
3.2.173	Cl ₆ Zr ₂	71	0.00	0.0035	MC2D	ZrCl3	OAI	$\delta(a) = -1$ $\delta(c) = 1$ $\delta(b, e) = 1$ $\eta(b) = 1$ $\eta(f, g) = 1$	$\begin{matrix} b \\ g \end{matrix}$	-	-
3.2.183	C ₂ F ₂	72	3.0872	3.0872	MC2D	C2F2	OAI	$\delta(c) = 1$ $\delta(d) = -1$	c	-	-
3.2.185	CrS ₂	72	0.00	0.0169	MC2D	CrS2	OAI	$\delta(a) = 1$ $\delta(b) = -1$ $\delta(c) = 2$ $\delta(d) = -1$	$\begin{matrix} a \\ c \end{matrix}$	-	-
3.2.186	CrTe ₂	72	0.00	0.0112	MC2D	CrTe2	OAI	$\delta(a) = 1$ $\delta(c) = 1$ $\delta(d) = -1$	$\begin{matrix} a \\ c \end{matrix}$	-	-
3.2.190	Ga ₂ Se ₂	72	0.00	0.0727	MC2D	GaSe	OAI	$\delta(a) = -1$ $\delta(c) = 1$ $\eta(e, f) = 1$	c	-	-
3.2.194	Ga ₂ S ₂	72	2.2132	2.3112	MC2D	(P-3m1)	OAI	$\delta(a) = -1$ $\delta(c) = 1$ $\eta(e, f) = 1$	$\begin{matrix} b \\ c \end{matrix}$	-	-
3.2.187	Ga ₂ Gd ₂ I ₂	72	0.00	0.5293	MC2D	Gd2Ga2I2	OAI	$\delta(c) = 1$ $\delta(d) = -1$ $\eta(e, f) = 1$	$\begin{matrix} b \\ c \end{matrix}$	-	-
3.2.191	Li ₁₀ Si ₂	72	0.00	0.0023	MC2D	Li10Si2	OAI	$\delta(a) = -1$ $\delta(b) = 2$ $\delta(c) = 5$ $\eta(e, f) = 1$	$\begin{matrix} b \\ c \end{matrix}$	-	-
3.2.192	MoS ₂	72	0.00	0.0748	MC2D	MoS2	OAI	$\delta(c) = 2$ $\delta(d) = -1$	$\begin{matrix} a \\ c \end{matrix}$	-	-
3.2.184	CNb ₂ S ₂	72	0.00	0.0192	MC2D	Nb2CS2	OAI	$\delta(b) = 1$ $\delta(c) = 2$ $\delta(d) = -1$ $\eta(e, f) = 1$	$\begin{matrix} a \\ c \end{matrix}$	-	-

TABLE S21: Computationally exfoliated (MC2D) topological insulators

2D-TQC	Formula	LG	Gap	Direct Gap	Source	Source ID	Topology (SOC)	RSI	Occ. WP	Parent COD	Parent ICSD
3.2.193	Ni ₂ Te ₂	72	0.00	0.0458	MC2D	NiTe	OAI	$\delta(a) = 1$ $\delta(d) = -1$ $\eta(e, f) = 1$	<i>c</i>	-	-
3.2.195	P ₆ Sn ₂	72	0.4283	1.0326	MC2D	SnP3	OAI	$\delta(a) = 1$ $\delta(b) = -1$ $\eta(e, f) = 1$	<i>c</i> <i>f</i>	-	-
3.2.188	Ga ₂ I ₂ Tb ₂	72	0.00	0.4930	MC2D	Tb2Ga2I2	OAI	$\delta(c) = 1$ $\delta(d) = -1$ $\eta(e, f) = 1$	<i>b</i> <i>c</i>	-	-
3.2.196	Te ₂ Ti	72	0.00	0.1025	MC2D	TiTe2	OAI	$\delta(a) = 1$ $\delta(c) = 1$ $\delta(d) = -1$	<i>a</i> <i>c</i>	-	-
3.2.189	Ga ₂ I ₂ Y ₂	72	0.00	0.8219	MC2D	YGaI	OAI	$\delta(b) = 1$ $\delta(c) = 1$ $\delta(d) = -1$ $\eta(e, f) = 1$	<i>b</i> <i>c</i>	-	-
3.2.197	Br ₉ K ₃ Ti ₂	74	0.1777	0.2396	MC2D	K3Ti2Br9	OAI	$\delta(a) = 1$ $\delta(b) = -1$ $\delta(e) = 2$ $\delta(f) = 1$ $\eta(g) = 1$	<i>a</i> <i>e</i> <i>f</i> <i>g</i> <i>h</i>	-	-
3.2.200	CrSe ₂	78	0.7073	0.7073	MC2D	CrSe2	OAI	$\delta(a) = 1$ $\delta(b) = -2$ $\delta(e) = 1$ $\delta(f) = 1$ $\eta(g) = 1$ $\zeta(g, h, i) = 3$	<i>b</i> <i>f</i>	-	-
3.2.201	Cs ₃ I ₉ Nb ₂	78	0.00	0.0517	MC2D	Cs3Nb2I9	OAI	$\delta(a) = -1$ $\delta(c) = 1$ $\delta(d) = 1$ $\delta(f) = 1$ $\zeta(g, h, i) = 2$	<i>a</i> <i>f</i> <i>g</i> <i>i</i>	-	-
3.2.202	Fe ₃ S ₄	78	0.00	0.0060	MC2D	Fe3S4	OAI	$\delta(a) = 1$ $\delta(c) = 1$ $\delta(e) = 2$ $\zeta(g, h, i) = 2$	<i>a</i> <i>e</i> <i>f</i>	-	-
3.2.198	Br ₉ Nb ₂ Rb ₃	78	0.00	0.0541	MC2D	Rb3Nb2Br9	OAI	$\delta(a) = -1$ $\delta(c) = 1$ $\delta(d) = 1$ $\delta(f) = 1$ $\zeta(g, h, i) = 2$	<i>a</i> <i>f</i> <i>g</i> <i>i</i>	-	-
3.2.199	Cl ₂ Zr	78	0.9658	1.5806	MC2D	ZrCl2	OAI	$\delta(a) = 1$ $\delta(b) = -1$ $\delta(e) = 1$ $\delta(f) = 1$ $\eta(g) = 1$ $\zeta(g, h, i) = 3$	<i>b</i> <i>f</i>	-	-
3.2.206	C ₆ B ₂	80	0.6311	1.5123	MC2D	B2C6	OAI	$\delta(a) = -1$ $\delta(c) = -1$ $\eta(c, f, g, h) = 1$ $\zeta(c, f, g, h, i, j, k) = 3$	<i>b</i> <i>h</i>	-	-

D. Stable (C2DB)

TABLE S22: Stable (C2DB) obstructed atomic insulators

2D-TQC	Formula	LG	Gap	Direct Gap	Source	Source ID	Topology (SOC)	RSI	Occ. WP	Parent COD	Parent ICSD
3.3.12	C ₆ Ag ₂ Cl ₂ F ₈ N ₂	2	1.5745	1.6688	C2DB	2AgCINC3F4-1	OAI	$\delta(c) = 1$	<i>e</i>	-	-
3.3.16	C ₆ H ₈ Ag ₂ Cl ₂ N ₂	2	1.6727	1.8673	C2DB	2AgCINC3H4-1	OAI	$\delta(c) = 1$	<i>e</i>	-	-
3.3.1	As ₂ S ₆ Si ₂	2	2.1757	2.1843	C2DB	2AsSiS3-1	OAI	$\delta(d) = 1$	<i>e</i>	-	-
3.3.2	As ₂ Se ₆ Si ₂	2	1.7759	1.8493	C2DB	2AsSiSe3-1	OAI	$\delta(d) = 1$	<i>e</i>	-	-
3.3.11	C ₄ H ₄ Br ₂ Cu ₂ N ₂	2	0.6873	0.9613	C2DB	2BrCuNC2H2-1	OAI	$\delta(b) = 1$	<i>e</i>	7052608	-
3.3.13	C ₆ Br ₂ Cu ₂ F ₈ N ₂	2	0.3352	0.3423	C2DB	2BrCuNC3F4-1	OAI	$\delta(c) = 1$	<i>e</i>	-	-
								$\delta(a) = 1$			
3.3.5	Br ₂ Nb ₄ S ₁₂	2	0.3740	0.4044	C2DB	2BrNb2S6-1	OAI	$\delta(b) = 1$ $\delta(d) = 1$	<i>e</i>	-	-
								$\delta(a) = 1$			
3.3.6	Br ₂ Nb ₄ Se ₁₂	2	0.6120	0.6482	C2DB	2BrNb2Se6-1	OAI	$\delta(b) = 1$ $\delta(d) = 1$	<i>e</i>	-	-
								$\delta(a) = 1$			
3.3.7	Br ₂ Nb ₄ Te ₁₂	2	0.7447	0.7599	C2DB	2BrNb2Te6-1	OAI	$\delta(b) = 1$ $\delta(d) = 1$	<i>e</i>	-	-
								$\delta(a) = 1$			
3.3.8	Br ₂ S ₁₂ Ta ₄	2	0.5478	0.5478	C2DB	2BrTa2S6-1	OAI	$\delta(b) = 1$ $\delta(d) = 1$	<i>e</i>	-	-
								$\delta(a) = 1$			
3.3.9	Br ₂ Se ₁₂ Ta ₄	2	0.6673	0.6673	C2DB	2BrTa2Se6-1	OAI	$\delta(b) = 1$ $\delta(d) = 1$	<i>e</i>	-	-
								$\delta(a) = 1$			
3.3.10	Br ₂ Ta ₄ Te ₁₂	2	0.6845	0.6845	C2DB	2BrTa2Te6-1	OAI	$\delta(b) = 1$ $\delta(d) = 1$	<i>e</i>	-	-
3.3.14	C ₆ Cl ₂ Cu ₂ F ₈ N ₂	2	0.4030	0.4169	C2DB	2ClCuNC3F4-1	OAI	$\delta(c) = 1$	<i>e</i>	-	-
3.3.17	C ₆ H ₈ Cl ₂ Cu ₂ N ₂	2	0.8058	0.8795	C2DB	2ClCuNC3H4-1	OAI	$\delta(a) = 1$	<i>e</i>	-	-
								$\delta(b) = 1$			
3.3.19	Cl ₂ Nb ₄ S ₁₂	2	0.3952	0.4084	C2DB	2ClNb2S6-1	OAI	$\delta(d) = 1$	<i>e</i>	-	-
								$\delta(a) = 1$			
3.3.20	Cl ₂ Nb ₄ Se ₁₂	2	0.6199	0.6446	C2DB	2ClNb2Se6-1	OAI	$\delta(b) = 1$ $\delta(d) = 1$	<i>e</i>	-	-
								$\delta(a) = 1$			
3.3.21	Cl ₂ Nb ₄ Te ₁₂	2	0.7565	0.7903	C2DB	2ClNb2Te6-1	OAI	$\delta(b) = 1$ $\delta(d) = 1$	<i>e</i>	-	-
								$\delta(a) = 1$			
3.3.22	Cl ₂ S ₁₂ Ta ₄	2	0.5543	0.5543	C2DB	2ClTa2S6-1	OAI	$\delta(b) = 1$ $\delta(d) = 1$	<i>e</i>	-	-
								$\delta(a) = 1$			
3.3.23	Cl ₂ Se ₁₂ Ta ₄	2	0.6785	0.6785	C2DB	2ClTa2Se6-1	OAI	$\delta(b) = 1$ $\delta(d) = 1$	<i>e</i>	-	-
								$\delta(a) = 1$			
3.3.24	Cl ₂ Ta ₄ Te ₁₂	2	0.7116	0.7237	C2DB	2ClTa2Te6-1	OAI	$\delta(b) = 1$ $\delta(d) = 1$	<i>e</i>	-	-
3.3.15	C ₆ Cu ₂ F ₈ I ₂ N ₂	2	0.2298	0.2355	C2DB	2CuINC3F4-1	OAI	$\delta(c) = 1$	<i>e</i>	-	-
3.3.18	C ₆ H ₈ Cu ₂ I ₂ N ₂	2	0.8518	1.0509	C2DB	2CuINC3H4-1	OAI	$\delta(a) = 1$	<i>e</i>	7217321	-
3.3.26	Hf ₂ P ₂ S ₆	2	0.9530	1.0139	C2DB	2HfPS3-2	OAI	$\delta(c) = 1$	<i>e</i>	-	-
3.3.27	Hf ₂ P ₂ Se ₆	2	0.6201	0.9199	C2DB	2HfPSe3-2	OAI	$\delta(a) = 1$	<i>e</i>	-	-
3.3.28	Hf ₂ P ₂ Te ₆	2	0.1539	0.3910	C2DB	2HfPTe3-2	OAI	$\delta(a) = 1$	<i>e</i>	-	-
3.3.29	Hg ₂ O ₆ V ₂	2	2.1968	2.3094	C2DB	2HgVO3-1	OAI	$\delta(c) = 1$	<i>e</i>	-	82242
								$\delta(a) = 1$			
3.3.30	I ₂ Nb ₄ S ₁₂	2	0.3395	0.3956	C2DB	2INb2S6-1	OAI	$\delta(b) = 1$ $\delta(d) = 1$	<i>e</i>	-	-

TABLE S22: Stable (C2DB) obstructed atomic insulators

2D-TQC	Formula	LG	Gap	Direct Gap	Source	Source ID	Topology (SOC)	RSI	Occ. WP	Parent COD	Parent ICSD
3.3.31	$I_2Nb_4Se_{12}$	2	0.5880	0.6485	C2DB	2INb2Se6-1	OAI	$\delta(a) = 1$ $\delta(b) = 1$ $\delta(d) = 1$	e	-	-
3.3.32	$I_2Nb_4Te_{12}$	2	0.6933	0.7034	C2DB	2INb2Te6-1	OAI	$\delta(a) = 1$ $\delta(b) = 1$ $\delta(d) = 1$	e	-	71516
3.3.33	$I_2S_{12}Ta_4$	2	0.5248	0.5331	C2DB	2ITa2S6-1	OAI	$\delta(a) = 1$ $\delta(b) = 1$ $\delta(d) = 1$	e	-	-
3.3.34	$I_2Se_{12}Ta_4$	2	0.6445	0.6445	C2DB	2ITa2Se6-1	OAI	$\delta(a) = 1$ $\delta(b) = 1$ $\delta(d) = 1$	e	-	-
3.3.35	$I_2Ta_4Te_{12}$	2	0.6318	0.6318	C2DB	2ITa2Te6-1	OAI	$\delta(a) = 1$ $\delta(b) = 1$ $\delta(d) = 1$	e	-	-
3.3.36	$Ir_2Ni_2S_8$	2	0.5462	0.6046	C2DB	2IrNiS4-1	OAI	$\delta(a) = 1$	e	-	-
3.3.41	$P_2S_6Zr_2$	2	0.8441	0.9429	C2DB	2PZrS3-2	OAI	$\delta(c) = 1$	e	-	-
3.3.42	$P_2Se_6Zr_2$	2	0.5357	0.7961	C2DB	2PZrSe3-2	OAI	$\delta(a) = 1$	e	-	-
3.3.25	Co_2S_4	2	0.3530	0.4705	C2DB	4CoS2-1	OAI	$\delta(b) = 1$	e	-	-
3.3.3	Bi_8Ir_4	2	0.00	0.1631	C2DB	4IrBi2-1	OAI	$\delta(c) = 1$ $\delta(d) = 1$	e	-	-
3.3.37	Ir_2S_4	2	0.7556	0.9761	C2DB	4IrS2-1	OAI	$\delta(b) = 1$	e	-	-
3.3.38	Ir_2Se_4	2	0.8916	1.0253	C2DB	4IrSe2-1	OAI	$\delta(b) = 1$	e	-	-
3.3.39	Ir_2Te_4	2	0.6219	0.7144	C2DB	4IrTe2-1	OAI	$\delta(b) = 1$	e	-	-
3.3.40	O_8Re_4	2	1.3501	1.4361	C2DB	4ReO2-1	OAI	$\delta(a) = 1$ $\delta(c) = 1$	e	-	-
3.3.43	Re_4Te_8	2	0.8512	1.0382	C2DB	4ReTe2-1	OAI	$\delta(a) = 1$ $\delta(c) = 1$	e	-	650162
3.3.4	Bi_8Rh_4	2	0.0866	0.1873	C2DB	4RhBi2-1	OAI	$\delta(b) = 1$ $\delta(d) = 1$	e	2101560	-
3.3.44	Rh_2S_4	2	0.6245	0.8238	C2DB	4RhS2-1	OAI	$\delta(b) = 1$	e	-	-
3.3.45	Rh_2Se_4	2	0.6419	0.6468	C2DB	4RhSe2-1	OAI	$\delta(b) = 1$	e	-	-
3.3.47	K_4S_{12}	7	1.4136	1.4279	C2DB	4KS3-1	OAI	$\eta(c, d) = 1$	e	-	-
3.3.46	$K_4O_8Se_4$	7	1.9280	1.9280	C2DB	4KSeO2-1	OAI	$\eta(c, d) = 1$	e	-	-
3.3.48	$K_4S_8Se_4$	7	1.3936	1.4083	C2DB	4KSeS2-1	OAI	$\eta(c, d) = 1$	e	-	-
3.3.49	$K_4S_8Te_4$	7	1.3981	1.3981	C2DB	4KTeS2-1	OAI	$\eta(c, d) = 1$	e	-	-
3.3.50	Li_4O_{12}	7	0.5502	0.5502	C2DB	4LiO3-1	OAI	$\eta(c, d) = 1$	e	-	-
3.3.51	$Li_4O_8Se_4$	7	1.4489	1.4489	C2DB	4LiSeO2-1	OAI	$\eta(c, d) = 1$	e	-	-
3.3.52	$Li_4S_8Te_4$	7	0.3416	0.3422	C2DB	4LiTeS2-1	OAI	$\eta(c, d) = 1$	e	-	-
3.3.55	Na_4S_{12}	7	1.0960	1.0960	C2DB	4NaS3-1	OAI	$\eta(c, d) = 1$	e	-	-
3.3.53	$Na_4O_8S_4$	7	2.3587	2.3587	C2DB	4NaSO2-1	OAI	$\eta(c, d) = 1$	e	2310568	-
3.3.54	$Na_4O_8Se_4$	7	1.7413	1.7413	C2DB	4NaSeO2-1	OAI	$\eta(c, d) = 1$	e	-	-
3.3.56	$Na_4S_8Se_4$	7	1.1455	1.1455	C2DB	4NaSeS2-1	OAI	$\eta(c, d) = 1$	e	-	-
3.3.57	$Na_4S_8Te_4$	7	1.3813	1.4393	C2DB	4NaTeS2-1	OAI	$\eta(c, d) = 1$	e	-	-
3.3.59	$C_4H_4CdCl_2N_2$	14	2.1666	2.3061	C2DB	1CdCl2N2C4H4-1	OAI	$\delta(a) = -5$ $\delta(b) = -1$ $\eta(e, f, g, h) = 1$	a e g i	7206216	-
3.3.60	$C_4H_4Cl_2HgN_2$	14	2.4913	2.4913	C2DB	1HgCl2N2C4H4-1	OAI	$\delta(a) = -5$ $\delta(b) = -1$ $\eta(e, f, g, h) = 1$	a e g i	-	-
3.3.58	Br_2S_2Sn	14	0.8134	1.2070	C2DB	1SnBr2S2-1	OAI	$\delta(a) = -1$ $\delta(d) = -5$ $\eta(e, f, g, h) = 1$	d g h	-	-
3.3.61	Fe_2S_4	15	0.6361	0.7069	C2DB	2FeS2-1	OAI	$\delta(a) = 1$ $\eta(c) = 1$	c	-	-
3.3.62	Fe_2Se_4	15	0.5535	0.6300	C2DB	2FeSe2-1	OAI	$\delta(a) = 1$ $\eta(c) = 1$	c	-	-

TABLE S22: Stable (C2DB) obstructed atomic insulators

2D-TQC	Formula	LG	Gap	Direct Gap	Source	Source ID	Topology (SOC)	RSI	Occ. WP	Parent COD	Parent ICSD
3.3.63	Fe ₂ Te ₄	15	0.2910	0.4800	C2DB	2FeTe2-1	OAI	$\delta(a) = 1$ $\eta(c) = 1$	<i>c</i>	-	-
3.3.64	O ₄ Os ₂	15	0.2099	0.2099	C2DB	2OsO2-1	OAI	$\delta(a) = 1$ $\eta(c) = 1$	<i>c</i>	-	-
3.3.66	Os ₂ S ₄	15	0.5536	1.0349	C2DB	2OsS2-1	OAI	$\delta(a) = 1$ $\eta(c) = 1$	<i>c</i>	-	-
3.3.67	Os ₂ Se ₄	15	0.6066	0.9507	C2DB	2OsSe2-1	OAI	$\delta(a) = 1$ $\eta(c) = 1$	<i>c</i>	-	-
3.3.68	Os ₂ Te ₄	15	0.7354	0.9537	C2DB	2OsTe2-1	OAI	$\delta(a) = 1$ $\eta(c) = 1$	<i>c</i>	-	-
3.3.65	O ₄ Ru ₂	15	0.0511	0.0511	C2DB	2RuO2-1	OAI	$\delta(a) = 1$	<i>c</i>	-	-
3.3.69	Ru ₂ S ₄	15	0.7176	1.1338	C2DB	2RuS2-1	OAI	$\delta(a) = 1$	<i>c</i>	-	-
3.3.70	Ru ₂ Se ₄	15	0.7789	0.9751	C2DB	2RuSe2-1	OAI	$\delta(a) = 1$	<i>c</i>	-	-
3.3.71	Ru ₂ Te ₄	15	0.6548	0.7194	C2DB	2RuTe2-1	OAI	$\delta(a) = 1$	<i>c</i>	-	-
3.3.72	As ₄ Ni ₄ S ₄	16	0.4634	0.4634	C2DB	4AsNiS-1	OAI	$\eta(c) = 1$	<i>d</i>	-	-
3.3.74	As ₄ Pd ₄ Se ₄	16	0.7269	1.0027	C2DB	4AsPdSe-1	OAI	$\eta(c) = 1$	<i>d</i>	-	-
3.3.73	As ₄ Pd ₄ S ₄	16	0.8757	1.0728	C2DB	4AsPdS-1	OAI	$\eta(c) = 1$	<i>d</i>	-	-
3.3.75	As ₄ Pd ₄ Te ₄	16	0.4993	0.7284	C2DB	4AsPdTe-1	OAI	$\eta(c) = 1$	<i>d</i>	-	-
3.3.76	As ₄ Pt ₄ S ₄	16	1.3169	1.4682	C2DB	4AsPtS-1	OAI	$\eta(c) = 1$	<i>d</i>	-	-
3.3.78	Ni ₄ P ₄ Se ₄	16	0.5825	0.6389	C2DB	4NiPS-1	OAI	$\eta(c) = 1$	<i>d</i>	-	-
3.3.77	Ni ₄ P ₄ S ₄	16	0.8198	0.8655	C2DB	4NiPS-1	OAI	$\eta(c) = 1$	<i>d</i>	-	-
3.3.80	P ₄ Pd ₄ Se ₄	16	1.0965	1.2044	C2DB	4PPdSe-1	OAI	$\eta(c) = 1$	<i>d</i>	9012269	-
3.3.79	P ₄ Pd ₄ S ₄	16	1.1929	1.3052	C2DB	4PPdS-1	OAI	$\eta(c) = 1$	<i>d</i>	-	2331
3.3.81	P ₄ Pd ₄ Te ₄	16	0.7338	0.9452	C2DB	4PPdTe-1	OAI	$\eta(c) = 1$	<i>d</i>	-	-
3.3.83	P ₄ Pt ₄ Se ₄	16	1.4942	1.6977	C2DB	4PPtSe-1	OAI	$\eta(c) = 1$	<i>d</i>	-	-
3.3.82	P ₄ Pt ₄ S ₄	16	1.7922	1.9064	C2DB	4PPtS-1	OAI	$\eta(c) = 1$	<i>d</i>	-	-
3.3.84	Pd ₄ S ₄ Sb ₄	16	0.6379	0.8506	C2DB	4PdSSb-1	OAI	$\eta(c) = 1$	<i>d</i>	-	-
3.3.86	Cd ₂ S ₄	17	1.5337	1.7504	C2DB	2CdS2-2	OAI	$\delta(a) = 1$ $\delta(b) = 5$	<i>b</i> <i>c</i>	-	-
3.3.92	Ni ₂ S ₄	17	0.7654	1.1813	C2DB	2NiS2-1	OAI	$\delta(a) = 1$ $\delta(b) = 4$	<i>b</i> <i>c</i>	-	-
3.3.93	Ni ₂ Se ₄	17	0.9531	1.0519	C2DB	2NiSe2-1	OAI	$\delta(a) = 1$ $\delta(b) = 4$	<i>b</i> <i>c</i>	-	-
3.3.94	Ni ₂ Te ₄	17	0.9204	1.0003	C2DB	2NiTe2-1	OAI	$\delta(a) = 1$ $\delta(b) = 4$	<i>b</i> <i>c</i>	-	-
3.3.95	Pd ₂ Te ₄	17	1.2284	1.2555	C2DB	2PdTe2-1	OAI	$\delta(a) = 1$ $\delta(b) = 4$	<i>b</i> <i>c</i>	-	-
3.3.96	Pt ₂ S ₄	17	1.8420	1.8856	C2DB	2PtS2-1	OAI	$\delta(a) = 1$ $\delta(b) = 4$	<i>b</i> <i>c</i>	-	-
3.3.97	Pt ₂ Se ₄	17	1.4510	1.5827	C2DB	2PtSe2-1	OAI	$\delta(a) = 1$ $\delta(b) = 4$	<i>b</i> <i>c</i>	-	-
3.3.98	Pt ₂ Te ₄	17	1.3334	1.3952	C2DB	2PtTe2-1	OAI	$\delta(a) = 1$ $\delta(b) = 4$	<i>b</i> <i>c</i>	-	-
3.3.99	S ₄ Zn ₂	17	1.7153	1.9862	C2DB	2ZnS2-1	OAI	$\delta(a) = 1$ $\delta(b) = 5$	<i>b</i> <i>c</i>	-	-
3.3.87	H ₄ Ag ₄ Br ₄ O ₄	17	0.3203	0.3516	C2DB	4AgBrHO-1	OAI	$\delta(b) = -1$	<i>c</i>	-	-
3.3.85	As ₄ Ca ₄	17	0.9985	0.9992	C2DB	4AsCa-1	OAI	$\delta(a) = 1$	<i>c</i>	-	22388
3.3.88	H ₄ Au ₄ Br ₄ O ₄	17	0.0532	0.0532	C2DB	4AuBrHO-1	OAI	$\delta(b) = -1$	<i>c</i>	-	-
3.3.89	H ₄ Au ₄ Cl ₄ O ₄	17	0.0295	0.0295	C2DB	4AuClHO-1	OAI	$\delta(b) = -1$	<i>c</i>	-	-
3.3.90	H ₄ Au ₄ I ₄ O ₄	17	0.0006	0.0157	C2DB	4AuIHO-1	OAI	$\delta(b) = -1$	<i>c</i>	-	-
3.3.91	H ₄ Cu ₄ I ₄ O ₄	17	0.1313	0.1589	C2DB	4CuIHO-1	OAI	$\delta(b) = -1$	<i>c</i>	-	-
3.3.110	CMo ₂ Se ₂	18	0.00	0.0591	C2DB	1CMo2Se2-1	OAI	$\delta(a) = -1$ $\delta(b) = 1$ $\delta(c) = 1$	<i>b</i> <i>e</i>	-	-
3.3.135	NiTa ₂ Te ₆	18	0.00	0.0592	C2DB	1NiTa2Te6-1	OAI	$\delta(a) = -4$ $\delta(c) = 1$	<i>a</i> <i>e</i>	-	-
3.3.140	PdTa ₂ Te ₆	18	0.00	0.0312	C2DB	1PdTa2Te6-1	OAI	$\delta(a) = -4$ $\delta(c) = 1$	<i>a</i> <i>e</i>	-	-

TABLE S22: Stable (C2DB) obstructed atomic insulators

2D-TQC	Formula	LG	Gap	Direct Gap	Source	Source ID	Topology (SOC)	RSI	Occ. WP	Parent COD	Parent ICSD
3.3.133	Nb ₂ PtSe ₆	18	0.00	0.0897	C2DB	1PtNb2Se6-1	OAI	$\delta(a) = -4$ $\delta(c) = 1$ $\eta(d, e) = 1$	<i>a</i> <i>e</i>	-	-
3.3.141	PtSe ₆ Ta ₂	18	0.00	0.1662	C2DB	1PtTa2Se6-1	OAI	$\delta(a) = -4$ $\delta(c) = 1$	<i>a</i> <i>e</i>	-	-
3.3.142	PtTa ₂ Te ₆	18	0.00	0.0562	C2DB	1PtTa2Te6-1	OAI	$\delta(a) = -4$ $\delta(c) = 1$	<i>a</i> <i>e</i>	-	-
3.3.101	Al ₂ Se ₂	18	1.6434	2.5851	C2DB	2AlSe-3	OAI	$\delta(b) = -1$ $\eta(d, e) = 1$	<i>e</i>	-	-
3.3.100	Al ₂ S ₂	18	1.9328	3.0249	C2DB	2AlS-3	OAI	$\delta(b) = -1$ $\eta(d, e) = 1$	<i>e</i>	-	-
3.3.102	Al ₂ Te ₂	18	1.4849	1.8124	C2DB	2AlTe-3	OAI	$\delta(b) = -1$ $\eta(d, e) = 1$	<i>e</i>	-	-
3.3.103	As ₂ Te ₂	18	0.9644	1.0921	C2DB	2AsTe-1	OAI	$\delta(b) = -1$	<i>e</i>	-	-
3.3.120	Ga ₂ Se ₂	18	1.5792	2.0288	C2DB	2GaSe-3	OAI	$\delta(b) = -1$	<i>e</i>	-	-
3.3.119	Ga ₂ S ₂	18	2.0105	2.5500	C2DB	2GaS-3	OAI	$\delta(b) = -1$	<i>e</i>	-	-
3.3.121	Ga ₂ Te ₂	18	0.9272	1.2379	C2DB	2GaTe-3	OAI	$\delta(a) = -1$	<i>e</i>	-	-
3.3.122	HgTe ₂	18	0.9732	1.0779	C2DB	2HgTe-1	OAI	$\delta(a) = -1$ $\delta(b) = -5$ $\eta(d, e) = 1$	<i>b</i> <i>e</i>	-	-
3.3.130	In ₂ Se ₂	18	1.6298	1.8368	C2DB	2InSe-3	OAI	$\delta(a) = -1$	<i>e</i>	1540841	-
3.3.129	In ₂ S ₂	18	1.9785	2.1049	C2DB	2InS-3	OAI	$\delta(b) = -1$	<i>e</i>	-	-
3.3.131	In ₂ Te ₂	18	1.0862	1.4552	C2DB	2InTe-3	OAI	$\delta(a) = -1$	<i>e</i>	-	-
3.3.132	Mo ₂ Sb ₂ Te ₆	18	0.00	0.0149	C2DB	2MoSbTe3-1	OAI	$\delta(b) = -1$ $\eta(d, e) = 1$	<i>d</i> <i>e</i> <i>f</i>	-	-
3.3.134	Nb ₄ Te ₆	18	0.00	0.0023	C2DB	2Nb2Te3-1	OAI	$\delta(a) = -1$ $\delta(b) = -1$ $\eta(d, e) = 1$	<i>e</i>	-	-
3.3.104	Br ₄ Nb ₂ S ₄	18	1.5487	1.5562	C2DB	2NbBr2S2-1	OAI	$\delta(a) = -1$	<i>d</i> <i>e</i> <i>f</i>	-	424413
3.3.105	Br ₄ Nb ₂ Se ₄	18	1.0870	1.0928	C2DB	2NbBr2Se2-1	OAI	$\delta(b) = -1$	<i>d</i> <i>e</i> <i>f</i>	4031460	-
3.3.106	Br ₄ Nb ₂ Te ₄	18	0.6381	0.6381	C2DB	2NbBr2Te2-1	OAI	$\delta(b) = -1$	<i>d</i> <i>e</i> <i>f</i>	-	-
3.3.111	Cl ₄ Nb ₂ S ₄	18	1.6054	1.6054	C2DB	2NbCl2S2-1	OAI	$\delta(b) = -1$	<i>d</i> <i>e</i> <i>f</i>	1540014	-
3.3.112	Cl ₄ Nb ₂ Se ₄	18	1.0746	1.0746	C2DB	2NbCl2Se2-1	OAI	$\delta(b) = -1$	<i>d</i> <i>e</i> <i>f</i>	1522780	-
3.3.113	Cl ₄ Nb ₂ Te ₄	18	0.5854	0.6577	C2DB	2NbCl2Te2-1	OAI	$\delta(b) = -1$	<i>d</i> <i>e</i> <i>f</i>	-	-
3.3.116	F ₄ Nb ₂ S ₄	18	1.6082	1.6488	C2DB	2NbF2S2-1	OAI	$\delta(b) = -1$	<i>d</i> <i>e</i> <i>f</i>	-	-
3.3.117	F ₄ Nb ₂ Se ₄	18	1.1114	1.1641	C2DB	2NbF2Se2-1	OAI	$\delta(b) = -1$	<i>d</i> <i>e</i> <i>f</i>	-	-
3.3.123	I ₄ Nb ₂ S ₄	18	1.4237	1.4814	C2DB	2NbI2S2-1	OAI	$\delta(b) = -1$	<i>d</i> <i>e</i> <i>f</i>	-	-
3.3.124	I ₄ Nb ₂ Se ₄	18	1.0555	1.1049	C2DB	2NbI2Se2-1	OAI	$\delta(b) = -1$	<i>d</i> <i>e</i> <i>f</i>	-	-
3.3.125	I ₄ Nb ₂ Te ₄	18	0.6563	0.6889	C2DB	2NbI2Te2-1	OAI	$\delta(b) = -1$	<i>d</i> <i>e</i> <i>f</i>	-	-
3.3.136	P ₂ Pt ₂ Se ₆	18	0.4007	0.5785	C2DB	2PPtSe3-1	OAI	$\delta(b) = -1$ $\eta(d, e) = 1$	<i>d</i> <i>e</i> <i>f</i>	-	-

TABLE S22: Stable (C2DB) obstructed atomic insulators

2D-TQC	Formula	LG	Gap	Direct Gap	Source	Source ID	Topology (SOC)	RSI	Occ. WP	Parent COD	Parent ICSD
3.3.137	PbS ₂	18	1.2229	1.2316	C2DB	2PbS2-1	OAI	$\delta(a) = -1$ $\delta(b) = -6$	<i>b</i> <i>e</i>	-	-
3.3.138	PbSe ₂	18	0.8513	0.8910	C2DB	2PbSe2-1	OAI	$\delta(a) = -1$ $\delta(b) = -6$	<i>b</i> <i>e</i>	-	-
3.3.139	PbTe ₂	18	0.2124	0.6270	C2DB	2PbTe2-1	OAI	$\delta(a) = -1$ $\delta(b) = -6$	<i>b</i> <i>e</i>	-	-
3.3.143	Sb ₂ Te ₂	18	0.5456	0.7394	C2DB	2SbTe-1	OAI	$\delta(b) = -1$	<i>e</i>	-	-
3.3.144	SnTe ₂	18	0.00	0.6988	C2DB	2SnTe2-1	OAI	$\delta(a) = -1$ $\delta(b) = -6$	<i>b</i> <i>e</i>	-	-
3.3.107	Br ₄ S ₄ Ta ₂	18	1.5196	1.5272	C2DB	2TaBr2S2-1	OAI	$\delta(b) = -1$ $\eta(d, e) = 1$	<i>d</i> <i>e</i> <i>f</i>	-	-
3.3.108	Br ₄ Se ₄ Ta ₂	18	0.9756	0.9835	C2DB	2TaBr2Se2-1	OAI	$\delta(b) = -1$ $\eta(d, e) = 1$	<i>d</i> <i>e</i> <i>f</i>	-	-
3.3.109	Br ₄ Ta ₂ Te ₄	18	0.5424	0.5430	C2DB	2TaBr2Te2-1	OAI	$\delta(b) = -1$ $\eta(d, e) = 1$	<i>d</i> <i>e</i> <i>f</i>	-	-
3.3.114	Cl ₄ S ₄ Ta ₂	18	1.5399	1.5399	C2DB	2TaCl2S2-1	OAI	$\delta(b) = -1$ $\eta(d, e) = 1$	<i>d</i> <i>e</i> <i>f</i>	-	-
3.3.115	Cl ₄ Se ₄ Ta ₂	18	0.9265	0.9265	C2DB	2TaCl2Se2-1	OAI	$\delta(b) = -1$ $\eta(d, e) = 1$	<i>d</i> <i>e</i> <i>f</i>	-	-
3.3.118	F ₄ S ₄ Ta ₂	18	1.4061	1.4447	C2DB	2TaF2S2-1	OAI	$\delta(b) = -1$ $\eta(d, e) = 1$	<i>d</i> <i>e</i> <i>f</i>	-	-
3.3.126	I ₄ S ₄ Ta ₂	18	1.4190	1.4705	C2DB	2TaI2S2-1	OAI	$\delta(b) = -1$ $\eta(d, e) = 1$	<i>d</i> <i>e</i> <i>f</i>	-	-
3.3.127	I ₄ Se ₄ Ta ₂	18	0.9858	1.0385	C2DB	2TaI2Se2-1	OAI	$\delta(b) = -1$ $\eta(d, e) = 1$	<i>d</i> <i>e</i> <i>f</i>	-	-
3.3.128	I ₄ Ta ₂ Te ₄	18	0.5766	0.6231	C2DB	2TaI2Te2-1	OAI	$\delta(b) = -1$ $\eta(d, e) = 1$	<i>d</i> <i>e</i> <i>f</i>	-	-
3.3.145	Br ₄ O ₂ Ta ₂	37	0.8352	1.0075	C2DB	2OTaBr2-1	OAI	$\delta(b) = -1$	<i>g</i> <i>h</i> <i>k</i> <i>l</i>	-	-
3.3.146	Cl ₄ O ₂ Ta ₂	37	0.8024	0.9081	C2DB	2OTaCl2-1	OAI	$\delta(b) = -1$	<i>g</i> <i>h</i> <i>k</i> <i>l</i>	-	-
3.3.147	I ₄ O ₂ Ta ₂	37	0.8712	0.9129	C2DB	2OTaI2-1	OAI	$\delta(b) = -1$	<i>g</i> <i>h</i> <i>k</i> <i>l</i>	2004011	-
3.3.149	Co ₂ S ₁₀ Ta ₂	41	0.00	0.0167	C2DB	2CoTaS5-1	OAI	$\delta(a) = -1$ $\delta(b) = -3$ $\eta(c, d) = 1$ $\zeta(c, d, e, f, g, h) = 1$	<i>b</i> <i>c</i> <i>d</i> <i>f</i> <i>g</i>	-	-
3.3.150	Co ₂ Se ₁₀ Ta ₂	41	0.00	0.0067	C2DB	2CoTaSe5-1	OAI	$\delta(a) = -1$ $\delta(b) = -3$ $\eta(c, d) = 1$ $\zeta(c, d, e, f, g, h) = 1$	<i>b</i> <i>c</i> <i>d</i> <i>f</i> <i>g</i>	-	-

TABLE S22: Stable (C2DB) obstructed atomic insulators

2D-TQC	Formula	LG	Gap	Direct Gap	Source	Source ID	Topology (SOC)	RSI	Occ. WP	Parent COD	Parent ICSD
3.3.151	Cu ₄ Sb ₄	41	0.00	0.1053	C2DB	4CuSb-1	OAI	$\delta(a) = -4$ $\delta(b) = -1$ $\eta(c, d) = 1$ $\zeta(c, d, e, f, g, h) = 1$	$\begin{matrix} a \\ c \\ d \end{matrix}$	-	-
3.3.152	As ₄	42	0.7991	0.8816	C2DB	4As-1	OAI	$\delta(a) = -1$ $\eta(c, d, e) = 1$ $\zeta(c, d, e) = 2$	$\begin{matrix} e \\ c \\ d \end{matrix}$	9013006	-
3.3.153	Nb ₄ Ni ₄ Te ₈	42	0.00	0.0231	C2DB	4NbNiTe2-1	OAI	$\delta(a) = -1$	$\begin{matrix} c \\ d \\ e \end{matrix}$	-	84209
3.3.154	Nb ₄ Pd ₄ Te ₈	42	0.00	0.0146	C2DB	4NbPdTe2-1	OAI	$\delta(a) = -1$	$\begin{matrix} c \\ d \\ e \end{matrix}$	-	-
3.3.155	Ni ₄ Ta ₄ Te ₈	42	0.00	0.0573	C2DB	4NiTaTe2-1	OAI	$\delta(a) = -1$ $\eta(c, d, e) = 1$ $\zeta(c, d, e) = 2$	$\begin{matrix} c \\ d \\ e \end{matrix}$	-	71063
3.3.156	Pd ₄ Ta ₄ Te ₈	42	0.00	0.0649	C2DB	4PdTaTe2-1	OAI	$\delta(a) = -1$ $\eta(c, d, e) = 1$ $\zeta(c, d, e) = 2$	$\begin{matrix} c \\ d \\ e \end{matrix}$	-	-
3.3.157	Sb ₄	42	0.0642	0.0642	C2DB	4Sb-1	OAI	$\delta(a) = -1$ $\eta(c, d, e) = 1$ $\zeta(c, d, e) = 2$	$\begin{matrix} e \end{matrix}$	-	42678
3.3.158	Ge ₂ Nb ₄ S ₈	44	0.0792	0.0931	C2DB	2GeNb2S4-1	OAI	$\delta(a) = -5$ $\delta(b) = -1$ $\eta(c, d, e) = 1$ $\zeta(c, d, e) = 2$	$\begin{matrix} a \\ e \\ f \end{matrix}$	-	-
3.3.159	Ge ₂ Nb ₄ Se ₈	44	0.2808	0.3265	C2DB	2GeNb2Se4-1	OAI	$\delta(a) = -5$ $\delta(b) = -1$ $\eta(c, d, e) = 1$ $\zeta(c, d, e) = 2$	$\begin{matrix} a \\ e \\ f \end{matrix}$	-	-
3.3.160	Ge ₂ Nb ₄ Te ₈	44	0.4098	0.5288	C2DB	2GeNb2Te4-1	OAI	$\delta(a) = -5$ $\delta(b) = -1$ $\eta(c, d, e) = 1$ $\zeta(c, d, e) = 2$	$\begin{matrix} a \\ e \\ f \end{matrix}$	-	81417
3.3.161	Ge ₂ Se ₈ Ta ₄	44	0.1619	0.2896	C2DB	2GeTa2Se4-1	OAI	$\delta(a) = -5$ $\delta(b) = -1$	$\begin{matrix} a \\ e \\ f \end{matrix}$	-	-
3.3.162	Ge ₂ Ta ₄ Te ₈	44	0.3052	0.4524	C2DB	2GeTa2Te4-1	OAI	$\delta(a) = -5$ $\delta(b) = -1$	$\begin{matrix} a \\ e \\ f \end{matrix}$	-	-
3.3.163	Nb ₄ S ₈ Si ₂	44	0.3452	0.3738	C2DB	2SiNb2S4-1	OAI	$\delta(b) = -1$	$\begin{matrix} a \\ e \\ f \end{matrix}$	-	-
3.3.164	Nb ₄ Se ₈ Si ₂	44	0.4371	0.5345	C2DB	2SiNb2Se4-1	OAI	$\delta(b) = -1$	$\begin{matrix} a \\ e \\ f \end{matrix}$	-	-
3.3.166	Nb ₄ Si ₂ Te ₈	44	0.5075	0.5844	C2DB	2SiNb2Te4-1	OAI	$\delta(b) = -1$	$\begin{matrix} a \\ e \\ f \end{matrix}$	-	81416
3.3.168	S ₈ Si ₂ Ta ₄	44	0.2947	0.3825	C2DB	2SiTa2S4-1	OAI	$\delta(b) = -1$ $\eta(c, d, e) = 1$ $\zeta(c, d, e) = 2$	$\begin{matrix} a \\ e \\ f \end{matrix}$	-	-
3.3.169	Se ₈ Si ₂ Ta ₄	44	0.3756	0.5223	C2DB	2SiTa2Se4-1	OAI	$\delta(b) = -1$ $\eta(c, d, e) = 1$ $\zeta(c, d, e) = 2$	$\begin{matrix} a \\ e \\ f \end{matrix}$	-	-
3.3.170	Si ₂ Ta ₄ Te ₈	44	0.4337	0.5159	C2DB	2SiTa2Te4-1	OAI	$\delta(b) = -1$ $\eta(c, d, e) = 1$ $\zeta(c, d, e) = 2$	$\begin{matrix} a \\ e \\ f \end{matrix}$	-	-

TABLE S22: Stable (C2DB) obstructed atomic insulators

2D-TQC	Formula	LG	Gap	Direct Gap	Source	Source ID	Topology (SOC)	RSI	Occ. WP	Parent COD	Parent ICSD
3.3.165	Nb ₄ Se ₈ Sn ₂	44	0.0109	0.0109	C2DB	2SnNb2Se4-1	OAI	$\delta(a) = -5$ $\delta(b) = -1$ $\eta(c, d, e) = 1$ $\zeta(c, d, e) = 2$	<i>a</i> <i>e</i> <i>f</i>	-	-
3.3.167	Nb ₄ Sn ₂ Te ₈	44	0.2965	0.3047	C2DB	2SnNb2Te4-1	OAI	$\delta(a) = -5$ $\delta(b) = -1$ $\eta(c, d, e) = 1$ $\zeta(c, d, e) = 2$	<i>a</i> <i>e</i> <i>f</i>	-	-
3.3.171	Sn ₂ Ta ₄ Te ₈	44	0.2515	0.2515	C2DB	2SnTa2Te4-1	OAI	$\delta(a) = -5$ $\delta(b) = -1$	<i>a</i> <i>e</i> <i>f</i>	-	-
3.3.176	Nb ₄ Ni ₆ S ₁₀	46	0.1496	0.1496	C2DB	2Nb2Ni3S5-1	OAI	$\delta(c) = 1$ $\eta(a, b) = 1$ $\zeta(a, b, d, e) = 1$	<i>a</i> <i>b</i> <i>d</i>	-	-
3.3.177	Nb ₄ Ni ₆ Se ₁₀	46	0.1049	0.1078	C2DB	2Nb2Ni3Se5-1	OAI	$\delta(c) = 1$ $\eta(a, b) = 1$ $\zeta(a, b, d, e) = 1$	<i>a</i> <i>b</i> <i>d</i>	-	-
3.3.178	Nb ₄ Pd ₆ S ₁₀	46	0.0754	0.1072	C2DB	2Nb2Pd3S5-1	OAI	$\delta(c) = 1$ $\eta(a, b) = 1$ $\zeta(a, b, d, e) = 1$	<i>a</i> <i>b</i> <i>d</i>	-	-
3.3.179	Nb ₄ Pd ₆ Se ₁₀	46	0.0569	0.0569	C2DB	2Nb2Pd3Se5-1	OAI	$\delta(c) = 1$ $\eta(a, b) = 1$ $\zeta(a, b, d, e) = 1$	<i>a</i> <i>b</i> <i>d</i>	-	-
3.3.180	Ni ₆ S ₁₀ Ta ₄	46	0.0486	0.0486	C2DB	2Ta2Ni3S5-1	OAI	$\delta(c) = 1$ $\eta(a, b) = 1$ $\zeta(a, b, d, e) = 3$	<i>a</i> <i>b</i> <i>d</i>	-	-
3.3.181	Ni ₆ Se ₁₀ Ta ₄	46	0.1856	0.1856	C2DB	2Ta2Ni3Se5-1	OAI	$\delta(c) = 1$ $\eta(a, b) = 1$ $\zeta(a, b, d, e) = 3$	<i>a</i> <i>b</i> <i>d</i>	-	-
3.3.182	Ni ₆ Ta ₄ Te ₁₀	46	0.0742	0.0746	C2DB	2Ta2Ni3Te5-1	OAI	$\delta(c) = 1$ $\eta(a, b) = 1$ $\zeta(a, b, d, e) = 3$	<i>a</i> <i>b</i> <i>d</i>	-	-
3.3.183	Pd ₆ Se ₁₀ Ta ₄	46	0.1046	0.1116	C2DB	2Ta2Pd3Se5-1	OAI	$\delta(c) = 1$ $\eta(a, b) = 1$ $\zeta(a, b, d, e) = 3$	<i>a</i> <i>b</i> <i>d</i>	-	-
3.3.172	Co ₈ Nb ₄ Se ₈	46	0.00	0.0021	C2DB	4NbCo2Se2-1	OAI	$\delta(c) = 1$ $\eta(a, b) = 1$ $\zeta(a, b, d, e) = 1$	<i>a</i> <i>b</i> <i>d</i> <i>f</i>	-	-
3.3.173	Co ₈ Nb ₄ Te ₈	46	0.00	0.0076	C2DB	4NbCo2Te2-1	OAI	$\delta(c) = 1$ $\eta(a, b) = 1$ $\zeta(a, b, d, e) = 1$	<i>a</i> <i>b</i> <i>d</i> <i>f</i>	-	-
3.3.174	Co ₈ Se ₈ Ta ₄	46	0.00	0.0035	C2DB	4TaCo2Se2-1	OAI	$\delta(c) = 1$ $\eta(a, b) = 1$ $\zeta(a, b, d, e) = 3$	<i>a</i> <i>b</i> <i>d</i> <i>f</i>	-	-
3.3.175	Co ₈ Ta ₄ Te ₈	46	0.00	0.0035	C2DB	4TaCo2Te2-1	OAI	$\delta(c) = 1$ $\eta(a, b) = 1$ $\zeta(a, b, d, e) = 3$	<i>a</i> <i>b</i> <i>d</i> <i>f</i>	-	71197

TABLE S22: Stable (C2DB) obstructed atomic insulators

2D-TQC	Formula	LG	Gap	Direct Gap	Source	Source ID	Topology (SOC)	RSI	Occ. WP	Parent COD	Parent ICSD
3.3.184	Ag ₂ CaO ₈	53	0.00	0.0126	C2DB	1CaAg2O8-1	OAI	$\delta(b, e) = 1$ $\delta(a, d) = -3$ $\eta(a) = 1$ $\eta(b) = 1$ $\eta(a, b, c) = 1$ $\zeta(a, b, c, e) = 1$ $\zeta(a, b, c, d) = 3$ $\zeta(a, b, e) = 3$ $\zeta(a, b, d) = 3$ $\zeta(a, b, c, d, e, f, g, h, i) = 3$ $\zeta(a, b, c, d, e, f, g, h, i) = 2$ $\zeta(a, b, c, d, e, f, g, h, i) = 2$	<i>a</i> <i>e</i> <i>j</i>	-	-
3.3.185	MoS ₂	59	0.00	0.0013	C2DB	1MoS2-3	OAI	$\delta(b) = -1$ $\eta(c, d, e) = 1$ $\zeta(c, d, e, f, g, h) = 3$	<i>a</i> <i>e</i>	-	-
3.3.186	Ag ₂ Br ₂ O ₄ Sr ₃	61	0.00	0.0043	C2DB	1Ag2Br2Sr3O4-1	OAI	$\delta(a) = 1$ $\delta(a) = 1$ $\delta(b) = -1$ $\delta(d) = 3$ $\delta(e) = 1$ $\eta(d, e, f, g, h, i) = 1$ $\zeta(d, e, f, g, h, i, j, k, l, m) = 1$	<i>a</i> <i>d</i> <i>e</i> <i>f</i>	-	-
3.3.187	Ag ₂ Ca ₃ Cl ₂ O ₄	61	0.00	0.0048	C2DB	1Ag2Cl2Ca3O4-1	OAI	$\delta(a) = 1$ $\delta(a) = 1$ $\delta(b) = -1$ $\delta(d) = 3$ $\delta(e) = 1$ $\eta(d, e, f, g, h, i) = 1$ $\zeta(d, e, f, g, h, i, j, k, l, m) = 1$	<i>a</i> <i>d</i> <i>e</i> <i>f</i>	-	-

TABLE S22: Stable (C2DB) obstructed atomic insulators

2D-TQC	Formula	LG	Gap	Direct Gap	Source	Source ID	Topology (SOC)	RSI	Occ. WP	Parent COD	Parent ICSD
3.3.188	$\text{Ag}_2\text{Cl}_2\text{O}_4\text{Sr}_3$	61	0.00	0.0033	C2DB	1Ag2Cl2Sr3O4-1	OAI	$\delta(a) = 1$ $\delta(a) = 1$ $\delta(b) = -1$ $\delta(d) = 3$ $\delta(e) = 1$ $\eta(d, e, f, g, h, i) = 1$ $\zeta(d, e, f, g, h, i, j, k, l, m) = 1$	a d e f	-	-
3.3.189	$\text{Ag}_2\text{I}_2\text{O}_4\text{Sr}_3$	61	0.00	0.0012	C2DB	1Ag2I2Sr3O4-1	OAI	$\delta(a) = 1$ $\delta(a) = 1$ $\delta(b) = -1$ $\delta(d) = 3$ $\delta(e) = 1$ $\eta(d, e, f, g, h, i) = 1$ $\zeta(d, e, f, g, h, i, j, k, l, m) = 1$	a d e f	-	-
3.3.190	$\text{Br}_2\text{Ca}_3\text{Cu}_2\text{O}_4$	61	0.00	0.0076	C2DB	1Br2Cu2Ca3O4-1	OAI	$\delta(a) = 1$ $\delta(a) = 1$ $\delta(b) = -1$ $\delta(d) = 3$ $\delta(e) = 1$ $\eta(d, e, f, g, h, i) = 1$ $\zeta(d, e, f, g, h, i, j, k, l, m) = 1$	a d e f	-	69182
3.3.191	$\text{Br}_2\text{Cu}_2\text{O}_4\text{Sr}_3$	61	0.00	0.0038	C2DB	1Br2Cu2Sr3O4-1	OAI	$\delta(a) = 1$ $\delta(a) = 1$ $\delta(b) = -1$ $\delta(d) = 3$ $\delta(e) = 1$ $\eta(d, e, f, g, h, i) = 1$ $\zeta(d, e, f, g, h, i, j, k, l, m) = 1$	a d e f	-	-

TABLE S22: Stable (C2DB) obstructed atomic insulators

2D-TQC	Formula	LG	Gap	Direct Gap	Source	Source ID	Topology (SOC)	RSI	Occ. WP	Parent COD	Parent ICSD
3.3.192	$\text{Ca}_3\text{Cl}_2\text{Cu}_2\text{O}_4$	61	0.00	0.0115	C2DB	1Cl2Cu2Ca3O4-1	OAI	$\delta(a) = 1$ $\delta(a) = 1$ $\delta(b) = -1$ $\delta(d) = 3$ $\delta(e) = 1$ $\eta(d, e, f, g, h, i) = 1$ $\zeta(d, e, f, g, h, i, j, k, l, m) = 1$	<i>a</i> <i>d</i> <i>e</i> <i>f</i>	-	-
3.3.194	$\text{Cl}_2\text{Cu}_2\text{O}_4\text{Sr}_3$	61	0.00	0.0077	C2DB	1Cl2Cu2Sr3O4-1	OAI	$\delta(a) = 1$ $\delta(a) = 1$ $\delta(b) = -1$ $\delta(d) = 3$ $\delta(e) = 1$ $\eta(d, e, f, g, h, i) = 1$ $\zeta(d, e, f, g, h, i, j, k, l, m) = 1$	<i>a</i> <i>d</i> <i>e</i> <i>f</i>	-	-
3.3.193	$\text{Ca}_3\text{Cu}_2\text{I}_2\text{O}_4$	61	0.00	0.0001	C2DB	1Cu2I2Ca3O4-1	OAI	$\delta(a) = 1$ $\delta(a) = 1$ $\delta(b) = -1$ $\delta(d) = 3$ $\delta(e) = 1$ $\eta(d, e, f, g, h, i) = 1$ $\zeta(d, e, f, g, h, i, j, k, l, m) = 1$	<i>a</i> <i>d</i> <i>e</i> <i>f</i>	-	-
3.3.195	$\text{Cu}_2\text{I}_2\text{S}_4\text{Sr}_3$	61	0.00	0.0155	C2DB	1Cu2I2Sr3S4-1	OAI	$\delta(a) = 1$ $\delta(a) = 1$ $\delta(b) = -1$ $\delta(d) = 3$ $\delta(e) = 1$ $\eta(d, e, f, g, h, i) = 1$ $\zeta(d, e, f, g, h, i, j, k, l, m) = 1$	<i>a</i> <i>d</i> <i>e</i> <i>f</i>	-	-
3.3.197	S_2Zr_3	61	0.00	0.0080	C2DB	1S2Zr3-1	OAI	$\delta(a) = -1$ $\delta(a) = 1$ $\delta(d) = 3$ $\delta(e) = 3$ $\eta(d, e, f, g, h, i) = 1$ $\zeta(d, e, f, g, h, i, j, k, l, m) = 3$	<i>b</i> <i>d</i> <i>e</i>	-	-

TABLE S22: Stable (C2DB) obstructed atomic insulators

2D-TQC	Formula	LG	Gap	Direct Gap	Source	Source ID	Topology (SOC)	RSI	Occ. WP	Parent COD	Parent ICSD
3.3.198	Se ₂ Zr ₃	61	0.00	0.0067	C2DB	1Se2Zr3-1	OAI	$\delta(a) = -1$ $\delta(a) = 1$ $\delta(d) = 3$ $\delta(e) = 3$ $\eta(d, e, f, g, h, i) = 1$ $\zeta(d, e, f, g, h, i, j, k, l, m) = 3$	<i>b</i> <i>d</i> <i>e</i>	-	-
3.3.196	Hf ₃ Te ₂	61	0.00	0.0093	C2DB	1Te2Hf3-1	OAI	$\delta(a) = -1$ $\delta(b) = 2$ $\delta(d) = 1$ $\delta(e) = 1$	<i>b</i> <i>d</i> <i>e</i>	-	75936
3.3.199	Cl ₂ Sc ₂	64	0.2026	0.8542	C2DB	2ClSc-3	OAI	$\delta(a) = 1$ $\delta(b) = 4$ $\zeta(b, d, e, f, g) = 2$	<i>b</i>	-	-
3.3.200	Fe ₂ Mg ₂ Si ₂	64	0.00	0.0235	C2DB	2FeMgSi-1	OAI	$\delta(b) = 1$ $\delta(c) = -1$	<i>a</i> <i>b</i>	-	-
3.3.202	Fe ₂ Se ₂	64	0.00	0.0147	C2DB	2FeSe-1	OAI	$\delta(b) = 1$ $\delta(c) = -1$	<i>a</i> <i>b</i>	4002154	-
3.3.201	Fe ₂ S ₂	64	0.00	0.0099	C2DB	2FeS-1	OAI	$\delta(b) = 1$ $\delta(c) = -1$	<i>a</i> <i>b</i>	4124261	633338
3.3.203	H ₈ Mo ₂	64	0.1556	0.4237	C2DB	2MoH4-1	OAI	$\delta(b) = 3$ $\delta(c) = -1$	<i>b</i> <i>d</i>	-	-
3.3.206	Ru ₂ Se ₂	64	0.00	0.0362	C2DB	2RuSe-1	OAI	$\delta(a) = -1$ $\delta(b) = 1$ $\delta(c) = -1$ $\zeta(b, d, e, f, g) = 2$	<i>a</i> <i>b</i>	-	-
3.3.205	Ru ₂ S ₂	64	0.00	0.1015	C2DB	2RuS-1	OAI	$\delta(a) = -1$ $\delta(b) = 1$ $\delta(c) = -1$ $\zeta(b, d, e, f, g) = 2$	<i>a</i> <i>b</i>	-	-
3.3.207	Ru ₂ Te ₂	64	0.00	0.0446	C2DB	2RuTe-1	OAI	$\delta(a) = -1$ $\delta(b) = 1$ $\delta(c) = -1$ $\zeta(b, d, e, f, g) = 2$	<i>a</i> <i>b</i>	-	-
3.3.204	H ₈ W ₂	64	0.00	0.3016	C2DB	2WH4-1	OAI	$\delta(b) = 3$ $\delta(c) = -1$	<i>b</i> <i>d</i>	-	247605
3.3.208	As ₂ Ge ₂ Te ₆	66	0.5951	0.8070	C2DB	2AsGeTe3-1	OAI	$\delta(a) = -1$ $\delta(b) = 1$	<i>b</i> <i>c</i> <i>e</i>	-	-
3.3.209	As ₂ Sn ₂ Te ₆	66	0.4871	0.5846	C2DB	2AsSnTe3-1	OAI	$\delta(a) = -1$ $\delta(b) = 1$	<i>b</i> <i>c</i> <i>e</i>	-	-
3.3.210	Ge ₂ P ₂ Te ₆	66	0.8422	1.0946	C2DB	2GePTe3-1	OAI	$\delta(a) = -1$ $\delta(b) = 1$	<i>b</i> <i>c</i> <i>e</i>	-	-
3.3.211	Ge ₂ Sb ₂ Te ₆	66	0.5335	0.7591	C2DB	2GeSbTe3-2	OAI	$\delta(a) = -1$ $\delta(b) = 1$	<i>b</i> <i>c</i> <i>e</i>	-	-

TABLE S22: Stable (C2DB) obstructed atomic insulators

2D-TQC	Formula	LG	Gap	Direct Gap	Source	Source ID	Topology (SOC)	RSI	Occ. WP	Parent COD	Parent ICSD
3.3.212	AgAlAs ₂ Se ₆	67	0.7649	0.7649	C2DB	1AgAlAs2Se6-1	OAI	$\delta(c, f) = 1$ $\delta(a, d) = -1$ $\eta(a) = 1$ $\eta(c) = 1$	<i>a</i> <i>b</i> <i>f</i> <i>h</i>	-	-
3.3.213	AgAlP ₂ S ₆	67	1.9583	2.1314	C2DB	1AgAlP2S6-1	OAI	$\delta(c, f) = -1$ $\delta(b, e) = 1$ $\eta(b) = 1$ $\eta(c) = 1$	<i>a</i> <i>c</i> <i>e</i> <i>h</i>	-	-
3.3.214	AgAlP ₂ Se ₆	67	1.3694	1.3694	C2DB	1AgAlP2Se6-1	OAI	$\delta(c, f) = 1$ $\delta(a, d) = -1$ $\eta(a) = 1$ $\eta(c) = 1$	<i>a</i> <i>b</i> <i>f</i> <i>h</i>	-	-
3.3.215	AgAlP ₂ Te ₆	67	0.5196	0.7853	C2DB	1AgAlP2Te6-1	OAI	$\delta(c, f) = -1$ $\delta(b, e) = 1$ $\eta(b) = 1$ $\eta(c) = 1$	<i>a</i> <i>c</i> <i>e</i> <i>h</i>	-	-
3.3.220	AgGaP ₂ S ₆	67	1.2965	1.4903	C2DB	1AgGaP2S6-1	OAI	$\delta(c, f) = -1$ $\delta(b, e) = 1$ $\delta(a, d) = -1$ $\eta(a) = 1$ $\eta(b) = 1$ $\eta(c) = 1$	<i>a</i> <i>c</i> <i>e</i> <i>h</i>	-	-
3.3.221	AgGaP ₂ Se ₆	67	0.9073	0.9146	C2DB	1AgGaP2Se6-1	OAI	$\delta(c, f) = -1$ $\delta(b, e) = 1$ $\delta(a, d) = -1$ $\eta(a) = 1$ $\eta(b) = 1$ $\eta(c) = 1$	<i>a</i> <i>c</i> <i>e</i> <i>h</i>	1509347	-
3.3.216	AgAs ₂ InSe ₆	67	0.6741	0.6742	C2DB	1AgInAs2Se6-1	OAI	$\delta(c, f) = 1$ $\delta(b, e) = -1$ $\delta(a, d) = -1$ $\eta(a) = 1$ $\eta(b) = 1$ $\eta(c) = 1$	<i>a</i> <i>b</i> <i>f</i> <i>h</i>	-	-
3.3.217	AgAs ₂ S ₆ Sc	67	1.6370	1.7558	C2DB	1AgScAs2S6-1	OAI	$\delta(c, f) = 1$ $\delta(b, e) = 1$ $\delta(a, d) = -1$ $\eta(a) = 1$ $\eta(b) = 1$ $\eta(c) = 1$ $\eta(g) = 1$	<i>a</i> <i>b</i> <i>f</i> <i>h</i>	-	-
3.3.218	AgAs ₂ ScSe ₆	67	0.9837	1.0544	C2DB	1AgScAs2Se6-1	OAI	$\delta(c, f) = 1$ $\delta(b, e) = 1$ $\delta(a, d) = -1$ $\eta(a) = 1$ $\eta(b) = 1$ $\eta(c) = 1$ $\eta(g) = 1$	<i>a</i> <i>b</i> <i>f</i> <i>h</i>	-	-

TABLE S22: Stable (C2DB) obstructed atomic insulators

2D-TQC	Formula	LG	Gap	Direct Gap	Source	Source ID	Topology (SOC)	RSI	Occ. WP	Parent COD	Parent ICSD
3.3.219	AgAs ₂ ScTe ₆	67	0.1905	0.3815	C2DB	1AgScAs2Te6-1	OAI	$\delta(c,f) = 1$ $\delta(b,e) = 1$ $\delta(a,d) = -1$ $\eta(a) = 1$ $\eta(b) = 1$ $\eta(c) = 1$ $\eta(g) = 1$	<i>a</i> <i>b</i> <i>f</i> <i>h</i>	-	-
3.3.223	AgP ₂ S ₆ Sc	67	2.0284	2.0431	C2DB	1AgScP2S6-1	OAI	$\delta(c,f) = 1$ $\delta(b,e) = -1$ $\delta(a,d) = 1$ $\eta(a) = 1$ $\eta(b) = 1$ $\eta(c) = 1$ $\eta(g) = 1$	<i>a</i> <i>b</i> <i>f</i> <i>h</i>	4331401	-
3.3.225	AgP ₂ ScSe ₆	67	1.6405	1.6869	C2DB	1AgScP2Se6-1	OAI	$\delta(c,f) = 1$ $\delta(b,e) = 1$ $\delta(a,d) = -1$ $\eta(a) = 1$ $\eta(b) = 1$ $\eta(c) = 1$ $\eta(g) = 1$	<i>a</i> <i>b</i> <i>f</i> <i>h</i>	-	195336
3.3.226	AgP ₂ ScTe ₆	67	0.6746	0.9164	C2DB	1AgScP2Te6-1	OAI	$\delta(c,f) = 1$ $\delta(b,e) = -1$ $\delta(a,d) = 1$ $\eta(a) = 1$ $\eta(b) = 1$ $\eta(c) = 1$ $\eta(g) = 1$	<i>b</i> <i>c</i> <i>d</i> <i>h</i>	-	-
3.3.224	AgP ₂ S ₆ Tl	67	0.5784	0.5940	C2DB	1AgTlP2S6-1	OAI	$\delta(c,f) = 1$ $\delta(b,e) = -1$ $\delta(a,d) = -1$ $\eta(a) = 1$ $\eta(b) = 1$ $\eta(c) = 1$	<i>a</i> <i>b</i> <i>f</i> <i>h</i>	-	-
3.3.227	AgP ₂ Se ₆ Tl	67	0.2451	0.2947	C2DB	1AgTlP2Se6-1	OAI	$\delta(c,f) = -1$ $\delta(b,e) = 1$ $\delta(a,d) = -1$ $\eta(a) = 1$ $\eta(b) = 1$ $\eta(c) = 1$	<i>a</i> <i>c</i> <i>e</i> <i>h</i>	-	-
3.3.228	AlAuP ₂ S ₆	67	1.2729	1.3983	C2DB	1AlAuP2S6-1	OAI	$\delta(c,f) = 1$ $\delta(a,d) = -1$ $\eta(a) = 1$ $\eta(c) = 1$	<i>a</i> <i>b</i> <i>f</i> <i>h</i>	-	-
3.3.229	AlAuP ₂ Se ₆	67	0.7657	0.7657	C2DB	1AlAuP2Se6-1	OAI	$\delta(c,f) = -1$ $\delta(b,e) = 1$ $\eta(b) = 1$ $\eta(c) = 1$	<i>a</i> <i>c</i> <i>e</i> <i>h</i>	-	-
3.3.230	AlCuP ₂ S ₆	67	1.5398	1.6030	C2DB	1AlCuP2S6-1	OAI	$\delta(b,e) = -1$ $\delta(a,d) = 1$ $\eta(a) = 1$ $\eta(b) = 1$	<i>b</i> <i>c</i> <i>d</i> <i>h</i>	-	-

TABLE S22: Stable (C2DB) obstructed atomic insulators

2D-TQC	Formula	LG	Gap	Direct Gap	Source	Source ID	Topology (SOC)	RSI	Occ. WP	Parent COD	Parent ICSD
3.3.231	$\text{AlCuP}_2\text{Se}_6$	67	0.9524	0.9524	C2DB	1AlCuP2Se6-1	OAI	$\delta(c, f) = -1$ $\delta(b, e) = 1$ $\eta(b) = 1$ $\eta(c) = 1$	a c e h	-	-
3.3.237	AuGaP_2S_6	67	0.7884	0.9106	C2DB	1AuGaP2S6-1	OAI	$\delta(c, f) = 1$ $\delta(b, e) = -1$ $\delta(a, d) = -1$ $\eta(a) = 1$ $\eta(b) = 1$ $\eta(c) = 1$	a b f h	-	-
3.3.238	$\text{AuGaP}_2\text{Se}_6$	67	0.4643	0.4643	C2DB	1AuGaP2Se6-1	OAI	$\delta(c, f) = -1$ $\delta(b, e) = 1$ $\delta(a, d) = -1$ $\eta(a) = 1$ $\eta(b) = 1$ $\eta(c) = 1$	a c e h	-	-
3.3.239	AuInP_2S_6	67	0.8117	0.9539	C2DB	1AuInP2S6-1	OAI	$\delta(c, f) = -1$ $\delta(b, e) = 1$ $\delta(a, d) = -1$ $\eta(a) = 1$ $\eta(b) = 1$ $\eta(c) = 1$	a c e h	-	-
3.3.240	$\text{AuInP}_2\text{Se}_6$	67	0.4155	0.4941	C2DB	1AuInP2Se6-1	OAI	$\delta(c, f) = -1$ $\delta(b, e) = 1$ $\delta(a, d) = -1$ $\eta(a) = 1$ $\eta(b) = 1$ $\eta(c) = 1$	a c e h	-	-
3.3.232	$\text{As}_2\text{AuScSe}_6$	67	0.4871	0.4871	C2DB	1AuScAs2Se6-1	OAI	$\delta(c, f) = 1$ $\delta(b, e) = 1$ $\delta(a, d) = -1$ $\eta(a) = 1$ $\eta(b) = 1$ $\eta(c) = 1$ $\eta(g) = 1$	a b f h	-	-
3.3.241	$\text{AuP}_2\text{S}_6\text{Sc}$	67	1.5901	1.6140	C2DB	1AuScP2S6-1	OAI	$\delta(c, f) = 1$ $\delta(b, e) = 1$ $\delta(a, d) = -1$ $\eta(a) = 1$ $\eta(b) = 1$ $\eta(c) = 1$ $\eta(g) = 1$	a b f h	-	-
3.3.242	$\text{AuP}_2\text{ScSe}_6$	67	0.9777	0.9777	C2DB	1AuScP2Se6-1	OAI	$\delta(c, f) = 1$ $\delta(b, e) = 1$ $\delta(a, d) = -1$ $\eta(a) = 1$ $\eta(b) = 1$ $\eta(c) = 1$ $\eta(g) = 1$	a b f h	-	-
3.3.243	CoLiP_2S_6	67	0.9547	0.9858	C2DB	1CoLiP2S6-1	OAI	$\delta(c, f) = 1$ $\delta(a, d) = 1$ $\eta(a) = 1$ $\eta(c) = 1$ $\eta(g) = 1$	b c d h	-	-

TABLE S22: Stable (C2DB) obstructed atomic insulators

2D-TQC	Formula	LG	Gap	Direct Gap	Source	Source ID	Topology (SOC)	RSI	Occ. WP	Parent COD	Parent ICSD
3.3.244	CoLiP ₂ Se ₆	67	0.7885	0.7885	C2DB	1CoLiP2Se6-1	OAI	$\delta(c,f) = 1$ $\delta(a,d) = 1$ $\eta(a) = 1$ $\eta(c) = 1$ $\eta(g) = 1$	<i>b</i> <i>c</i> <i>d</i> <i>h</i>	-	-
3.3.233	As ₂ CoNaS ₆	67	0.4985	0.4985	C2DB	1CoNaAs2S6-1	OAI	$\delta(a,d) = 1$ $\eta(a) = 1$	<i>b</i> <i>c</i> <i>d</i> <i>h</i>	-	-
3.3.234	As ₂ CoNaSe ₆	67	0.3019	0.3866	C2DB	1CoNaAs2Se6-1	OAI	$\delta(a,d) = 1$ $\eta(a) = 1$	<i>b</i> <i>c</i> <i>d</i> <i>h</i>	-	-
3.3.245	CoNaP ₂ S ₆	67	0.5727	0.5727	C2DB	1CoNaP2S6-1	OAI	$\delta(a,d) = 1$ $\eta(a) = 1$	<i>b</i> <i>c</i> <i>d</i> <i>h</i>	-	-
3.3.246	CoNaP ₂ Se ₆	67	0.4705	0.4705	C2DB	1CoNaP2Se6-1	OAI	$\delta(a,d) = 1$ $\eta(a) = 1$	<i>b</i> <i>c</i> <i>d</i> <i>h</i>	-	-
3.3.247	CuGaP ₂ S ₆	67	0.8812	0.9002	C2DB	1CuGaP2S6-1	OAI	$\delta(c,f) = -1$ $\delta(b,e) = 1$ $\delta(a,d) = -1$ $\eta(a) = 1$ $\eta(b) = 1$ $\eta(c) = 1$	<i>a</i> <i>c</i> <i>e</i> <i>h</i>	-	-
3.3.248	CuGaP ₂ Se ₆	67	0.4570	0.4974	C2DB	1CuGaP2Se6-1	OAI	$\delta(c,f) = -1$ $\delta(b,e) = 1$ $\delta(a,d) = -1$ $\eta(a) = 1$ $\eta(b) = 1$ $\eta(c) = 1$	<i>a</i> <i>c</i> <i>e</i> <i>h</i>	-	-
3.3.249	CuInP ₂ S ₆	67	0.9679	1.0078	C2DB	1CuInP2S6-2	OAI	$\delta(c,f) = 1$ $\delta(b,e) = -1$ $\delta(a,d) = -1$ $\eta(a) = 1$ $\eta(b) = 1$ $\eta(c) = 1$	<i>a</i> <i>b</i> <i>f</i> <i>h</i>	-	-
3.3.250	CuInP ₂ Se ₆	67	0.4913	0.4915	C2DB	1CuInP2Se6-2	OAI	$\delta(c,f) = 1$ $\delta(b,e) = -1$ $\delta(a,d) = -1$ $\eta(a) = 1$ $\eta(b) = 1$ $\eta(c) = 1$	<i>a</i> <i>b</i> <i>f</i> <i>h</i>	-	71969
3.3.235	As ₂ CuScSe ₆	67	0.3259	0.6075	C2DB	1CuScAs2Se6-1	OAI	$\delta(c,f) = 1$ $\delta(b,e) = 1$ $\delta(a,d) = -1$ $\eta(a) = 1$ $\eta(b) = 1$ $\eta(c) = 1$ $\eta(g) = 1$	<i>a</i> <i>b</i> <i>f</i> <i>h</i>	-	-

TABLE S22: Stable (C2DB) obstructed atomic insulators

2D-TQC	Formula	LG	Gap	Direct Gap	Source	Source ID	Topology (SOC)	RSI	Occ. WP	Parent COD	Parent ICSD
3.3.251	CuP ₂ S ₆ Sc	67	1.1535	1.2360	C2DB	1CuScP2S6-1	OAI	$\delta(c, f) = 1$ $\delta(b, e) = -1$ $\delta(a, d) = 1$ $\eta(a) = 1$ $\eta(b) = 1$ $\eta(c) = 1$ $\eta(g) = 1$	<i>b</i> <i>c</i> <i>d</i> <i>h</i>	-	-
3.3.253	CuP ₂ ScSe ₆	67	0.8272	0.9733	C2DB	1CuScP2Se6-1	OAI	$\delta(c, f) = 1$ $\delta(b, e) = 1$ $\delta(a, d) = -1$ $\eta(a) = 1$ $\eta(b) = 1$ $\eta(c) = 1$ $\eta(g) = 1$	<i>a</i> <i>b</i> <i>f</i> <i>h</i>	-	-
3.3.252	CuP ₂ S ₆ Tl	67	0.1555	0.1908	C2DB	1CuTIP2S6-1	OAI	$\delta(c, f) = 1$ $\delta(b, e) = -1$ $\delta(a, d) = -1$ $\eta(a) = 1$ $\eta(b) = 1$ $\eta(c) = 1$	<i>a</i> <i>b</i> <i>f</i> <i>h</i>	-	-
3.3.236	As ₂ S ₆ Tl ₂	67	0.7196	0.7546	C2DB	2AsTIS3-1	OAI	$\delta(c, f) = 1$ $\delta(a, d) = -1$ $\eta(a) = 1$ $\eta(c) = 1$	<i>a</i> <i>b</i> <i>f</i> <i>h</i>	-	-
3.3.254	In ₂ P ₂ S ₆	67	0.8425	0.8558	C2DB	2InPS3-1	OAI	$\delta(c, f) = 1$ $\delta(a, d) = -1$ $\eta(a) = 1$ $\eta(c) = 1$	<i>a</i> <i>b</i> <i>f</i> <i>h</i>	-	-
3.3.255	AgGaSe ₂	69	0.00	0.0280	C2DB	1AgGaSe2-1	OAI	$\delta(a) = 1$ $\delta(b) = 1$ $\delta(c) = 1$ $\eta(d) = 1$	<i>a</i> <i>c</i>	-	-
3.3.256	AgS ₂ V	69	0.00	0.0336	C2DB	1AgVS2-1	OAI	$\delta(a) = 2$ $\delta(c) = 1$ $\eta(d) = 1$	<i>a</i> <i>b</i>	-	-
3.3.257	AsBiMo	69	0.00	0.0606	C2DB	1AsBiMo-2	OAI	$\delta(a) = 2$ $\delta(b) = 1$ $\delta(c) = 2$	<i>a</i> <i>c</i>	-	-
3.3.258	AsBiW	69	0.00	0.0028	C2DB	1AsBiW-2	OAI	$\delta(a) = 2$ $\delta(b) = 1$ $\delta(c) = 2$	<i>a</i> <i>c</i>	-	-
3.3.259	AsMoSb	69	0.00	0.0015	C2DB	1AsMoSb-2	OAI	$\delta(a) = 2$ $\delta(b) = 1$ $\delta(c) = 3$	<i>a</i> <i>c</i>	-	-
3.3.260	AsSbW	69	0.00	0.0415	C2DB	1AsSbW-2	OAI	$\delta(a) = 2$ $\delta(b) = 1$ $\delta(c) = 3$	<i>a</i> <i>c</i>	-	-
3.3.261	AuInSe ₂	69	0.00	0.0029	C2DB	1AuInSe2-1	OAI	$\delta(a) = 3$ $\delta(b) = 1$ $\delta(c) = -1$ $\eta(d) = 1$	<i>a</i> <i>c</i>	-	-
3.3.262	BiHfSb	69	0.00	0.0264	C2DB	1BiHfSb-2	OAI	$\delta(a) = 1$ $\delta(b) = 1$ $\delta(c) = 1$	<i>a</i> <i>c</i>	-	-

TABLE S22: Stable (C2DB) obstructed atomic insulators

2D-TQC	Formula	LG	Gap	Direct Gap	Source	Source ID	Topology (SOC)	RSI	Occ. WP	Parent COD	Parent ICSD
3.3.263	BiSbTi	69	0.00	0.0121	C2DB	1BiSbTi-2	OAI	$\delta(a) = 2$ $\delta(b) = 1$ $\delta(c) = 1$	a c	-	-
3.3.264	BiSbZr	69	0.00	0.0482	C2DB	1BiSbZr-2	OAI	$\delta(a) = 2$ $\delta(b) = 1$ $\delta(c) = 1$	a c	-	-
3.3.265	BrClHf	69	0.8189	1.6308	C2DB	1BrClHf-1	OAI	$\delta(b) = 1$ $\delta(c) = 2$ $\eta(d) = 1$	a c	-	-
3.3.266	BrClTi	69	0.8290	1.0517	C2DB	1BrClTi-1	OAI	$\delta(a) = 1$ $\delta(b) = 1$ $\delta(c) = 2$ $\eta(d) = 1$	a c	-	-
3.3.267	BrClZr	69	0.9118	1.5232	C2DB	1BrClZr-1	OAI	$\delta(a) = 1$ $\delta(b) = 1$ $\delta(c) = 2$ $\eta(d) = 1$	a c	-	-
3.3.268	BrHfI	69	0.6951	1.4212	C2DB	1BrHfI-1	OAI	$\delta(b) = 1$ $\delta(c) = 2$ $\eta(d) = 1$	a c	-	-
3.3.269	BrITi	69	0.6825	0.7655	C2DB	1BrITi-1	OAI	$\delta(a) = 1$ $\delta(b) = 1$ $\delta(c) = 2$ $\eta(d) = 1$	a c	-	-
3.3.270	BrIZr	69	0.7827	1.3947	C2DB	1BrIZr-1	OAI	$\delta(a) = 1$ $\delta(b) = 1$ $\delta(c) = 2$ $\eta(d) = 1$	a c	-	-
3.3.271	ClFTi	69	1.1260	1.3491	C2DB	1ClFTi-1	OAI	$\delta(a) = 1$ $\delta(b) = 1$ $\delta(c) = 2$ $\eta(d) = 1$	a c	-	-
3.3.272	ClFZr	69	1.2546	1.8574	C2DB	1ClFZr-1	OAI	$\delta(a) = 1$ $\delta(b) = 1$ $\delta(c) = 2$ $\eta(d) = 1$	a c	-	-
3.3.273	ClHfI	69	0.8059	1.4684	C2DB	1ClHfI-1	OAI	$\delta(b) = 1$ $\delta(c) = 2$ $\eta(d) = 1$	a c	-	-
3.3.274	ClITi	69	0.7499	0.8532	C2DB	1ClITi-1	OAI	$\delta(a) = 1$ $\delta(b) = 1$ $\delta(c) = 2$ $\eta(d) = 1$	a c	-	-
3.3.275	ClIZr	69	0.8835	1.4317	C2DB	1ClIZr-1	OAI	$\delta(a) = 1$ $\delta(b) = 1$ $\delta(c) = 2$ $\eta(d) = 1$	a c	-	-
3.3.276	CrSSe	69	0.8022	0.8022	C2DB	1CrSSe-1	OAI	$\delta(b) = 1$ $\delta(c) = 2$ $\eta(d) = 1$	a c	-	-
3.3.277	CrSTe	69	0.2873	0.6878	C2DB	1CrSTe-1	OAI	$\delta(b) = 1$ $\delta(c) = 2$ $\eta(d) = 1$	a c	-	-

TABLE S22: Stable (C2DB) obstructed atomic insulators

2D-TQC	Formula	LG	Gap	Direct Gap	Source	Source ID	Topology (SOC)	RSI	Occ. WP	Parent COD	Parent ICSD
3.3.278	CrSeTe	69	0.5903	0.5903	C2DB	1CrSeTe-1	OAI	$\delta(b) = 1$ $\delta(c) = 2$ $\eta(d) = 1$	a c	-	-
3.3.279	GaMnSeTe	69	0.00	0.1033	C2DB	1GaMnSeTe-1	OAI	$\delta(a) = 1$ $\delta(b) = 1$ $\delta(c) = -1$	b c	-	-
3.3.280	HgSe	69	0.0689	0.1037	C2DB	1HgSe-1	OAI	$\delta(a) = 1$ $\delta(b) = 2$	b c	-	-
3.3.281	HgTe	69	0.1350	0.1463	C2DB	1HgTe-1	OAI	$\delta(a) = 1$ $\delta(b) = 2$	b c	-	-
3.3.282	MnSSb	69	0.00	0.2445	C2DB	1MnSSb-1	OAI	$\delta(a) = 1$ $\delta(b) = 2$ $\eta(d) = 1$	b c	-	-
3.3.284	MoOSe	69	0.7833	1.8580	C2DB	1MoOSe-1	OAI	$\delta(a) = 1$ $\delta(b) = 1$ $\delta(c) = 2$ $\eta(d) = 1$	a c	-	-
3.3.283	MoOS	69	1.0864	2.0338	C2DB	1MoOS-1	OAI	$\delta(a) = 1$ $\delta(b) = 1$ $\delta(c) = 2$ $\eta(d) = 1$	a c	-	-
3.3.285	MoOTe	69	0.2051	1.1763	C2DB	1MoOTe-1	OAI	$\delta(a) = 1$ $\delta(b) = 1$ $\delta(c) = 2$ $\eta(d) = 1$	a c	-	-
3.3.286	MoSTe	69	1.0288	1.2991	C2DB	1MoSTe-1	OAI	$\delta(a) = 1$ $\delta(b) = 1$ $\delta(c) = 2$ $\eta(d) = 1$	a c	-	-
3.3.287	MoSeTe	69	1.1602	1.1602	C2DB	1MoSeTe-1	OAI	$\delta(a) = 1$ $\delta(b) = 1$ $\delta(c) = 2$ $\eta(d) = 1$	a c	-	-
3.3.288	NiSeTeZn	69	0.00	0.0081	C2DB	1NiSeTeZn-1	OAI	$\delta(a) = 1$ $\delta(c) = 1$ $\eta(d) = 1$	b c	-	-
3.3.289	OSW	69	1.5113	2.1732	C2DB	1OSW-1	OAI	$\delta(a) = 1$ $\delta(b) = 1$ $\delta(c) = 2$ $\eta(d) = 1$	a c	-	-
3.3.290	OSeW	69	1.2592	2.0843	C2DB	1OSeW-1	OAI	$\delta(a) = 1$ $\delta(b) = 1$ $\delta(c) = 2$ $\eta(d) = 1$	a c	-	-
3.3.291	OTeW	69	0.5617	1.3886	C2DB	1OTeW-1	OAI	$\delta(a) = 1$ $\delta(b) = 2$ $\delta(c) = 1$ $\eta(d) = 1$	a b	-	-
3.3.292	SSeW	69	1.4204	1.4204	C2DB	1SSeW-1	OAI	$\delta(a) = 1$ $\delta(b) = 1$ $\delta(c) = 2$ $\eta(d) = 1$	a c	-	-

TABLE S22: Stable (C2DB) obstructed atomic insulators

2D-TQC	Formula	LG	Gap	Direct Gap	Source	Source ID	Topology (SOC)	RSI	Occ. WP	Parent COD	Parent ICSD
3.3.293	STeW	69	1.1719	1.2820	C2DB	1STeW-1	OAI	$\delta(a) = 1$ $\delta(b) = 1$ $\delta(c) = 2$ $\eta(d) = 1$	a c	-	-
3.3.294	SeTeW	69	1.0580	1.0580	C2DB	1SeTeW-1	OAI	$\delta(a) = 1$ $\delta(b) = 1$ $\delta(c) = 2$ $\eta(d) = 1$	a c	-	-
3.3.295	Ag ₂ P ₂ S ₆	71	0.00	0.0187	C2DB	2AgPS3-1	OAI	$\delta(a) = -1$ $\delta(a) = 1$ $\delta(c) = 2$ $\eta(f,g) = 1$	b c g	-	-
3.3.296	Ag ₂ P ₂ Se ₆	71	0.0233	0.0819	C2DB	2AgPSe3-2	OAI	$\delta(a) = -1$ $\delta(a) = 1$ $\delta(c) = 2$ $\eta(f,g) = 1$	b c g	-	-
3.3.297	Ag ₂ P ₂ Te ₆	71	0.00	0.1540	C2DB	2AgPTe3-1	OAI	$\delta(a) = -1$ $\delta(a) = 1$ $\delta(c) = 2$ $\eta(f,g) = 1$	b c g	-	-
3.3.298	Al ₂ Ge ₂ S ₆	71	2.0159	2.3456	C2DB	2AlGeS3-1	OAI	$\delta(a) = -1$	b c g	-	-
3.3.299	Al ₂ Ge ₂ Se ₆	71	1.6300	1.6619	C2DB	2AlGeSe3-1	OAI	$\delta(a) = -1$	b c g	-	-
3.3.300	Al ₂ Ge ₂ Te ₆	71	0.9641	0.9641	C2DB	2AlGeTe3-1	OAI	$\delta(a) = -1$	b c g	-	-
3.3.301	Al ₂ P ₂ Te ₆	71	0.00	0.1112	C2DB	2AlPTe3-1	OAI	$\delta(a) = -2$ $\delta(c) = 2$	b c g	-	-
3.3.302	Al ₂ S ₆ Si ₂	71	2.6822	2.9092	C2DB	2AlSiS3-1	OAI	$\delta(a) = -1$ $\delta(c) = 1$	b c g	-	-
3.3.303	Al ₂ Se ₆ Si ₂	71	2.1396	2.2074	C2DB	2AlSiSe3-1	OAI	$\delta(a) = -1$ $\delta(c) = 1$	b c g	-	-
3.3.304	Al ₂ Si ₂ Te ₆	71	1.1334	1.3465	C2DB	2AlSiTe3-1	OAI	$\delta(a) = -1$ $\delta(c) = 1$	b c g	-	75001
3.3.305	As ₂ Cd ₂ Se ₆	71	0.9968	1.0130	C2DB	2AsCdSe3-1	OAI	$\delta(a) = -1$ $\delta(c) = 1$ $\delta(b,e) = -1$ $\eta(b) = 1$	b c g	-	-
3.3.306	As ₂ Cu ₂ Se ₆	71	0.00	0.1089	C2DB	2AsCuSe3-2	OAI	$\delta(a) = -1$ $\delta(a) = 1$ $\delta(c) = 2$ $\eta(f,g) = 1$	b c g	-	-
3.3.307	As ₂ Mg ₂ S ₆	71	2.0062	2.0062	C2DB	2AsMgS3-1	OAI	$\delta(a) = -1$ $\delta(c) = 1$	b c g	-	-
3.3.308	As ₂ Mg ₂ Se ₆	71	1.2753	1.2753	C2DB	2AsMgSe3-1	OAI	$\delta(a) = -1$ $\delta(c) = 1$	b c g	-	-
3.3.309	As ₂ Mg ₂ Te ₆	71	0.4742	0.6235	C2DB	2AsMgTe3-1	OAI	$\delta(a) = -1$ $\delta(c) = 1$	b c g	-	-
3.3.310	As ₂ Ni ₂ Se ₆	71	0.00	0.2094	C2DB	2AsNiSe3-1	OAI	$\delta(a) = -1$ $\delta(c) = 2$ $\eta(f,g) = 1$	b c g	-	-
3.3.311	As ₂ Pb ₂ S ₆	71	1.2470	1.2470	C2DB	2AsPbS3-1	OAI	$\delta(a) = -1$ $\delta(c) = 1$	b c g	-	-

TABLE S22: Stable (C2DB) obstructed atomic insulators

2D-TQC	Formula	LG	Gap	Direct Gap	Source	Source ID	Topology (SOC)	RSI	Occ. WP	Parent COD	Parent ICSD
3.3.312	As ₂ Pb ₂ Se ₆	71	0.7095	0.8016	C2DB	2AsPbSe3-1	OAI	$\delta(a) = -1$ $\delta(c) = 1$	$\begin{matrix} b \\ c \\ g \end{matrix}$	-	-
3.3.313	Au ₂ P ₂ Te ₆	71	0.00	0.0716	C2DB	2AuPTe3-2	OAI	$\delta(a) = -1$ $\delta(a) = 1$ $\delta(c) = 2$ $\eta(f, g) = 1$	$\begin{matrix} b \\ c \\ g \end{matrix}$	-	-
3.3.314	Cd ₂ P ₂ S ₆	71	1.9131	2.3389	C2DB	2CdPS3-1	OAI	$\delta(a) = -1$ $\delta(c) = 1$ $\delta(b, e) = -1$ $\eta(b) = 1$	$\begin{matrix} b \\ c \\ g \end{matrix}$	-	657320
3.3.315	Cd ₂ P ₂ Se ₆	71	1.2708	1.5104	C2DB	2CdPSe3-1	OAI	$\delta(a) = -1$ $\delta(c) = 1$ $\delta(b, e) = -1$ $\eta(b) = 1$	$\begin{matrix} b \\ c \\ g \end{matrix}$	-	620234
3.3.316	Cd ₂ P ₂ Te ₆	71	0.8393	0.8393	C2DB	2CdPTe3-1	OAI	$\delta(a) = -1$ $\delta(c) = 1$ $\delta(b, e) = -1$ $\eta(b) = 1$	$\begin{matrix} b \\ c \\ g \end{matrix}$	-	-
3.3.318	Cu ₂ P ₂ S ₆	71	0.00	0.0148	C2DB	2CuPS3-1	OAI	$\delta(a) = -1$ $\delta(a) = 1$ $\delta(c) = 2$ $\eta(f, g) = 1$	$\begin{matrix} b \\ c \\ g \end{matrix}$	-	-
3.3.319	Cu ₂ P ₂ Se ₆	71	0.00	0.0832	C2DB	2CuPSe3-2	OAI	$\delta(a) = -1$ $\delta(a) = 1$ $\delta(c) = 2$ $\eta(f, g) = 1$	$\begin{matrix} b \\ c \\ g \end{matrix}$	-	-
3.3.320	Cu ₂ P ₂ Te ₆	71	0.00	0.2079	C2DB	2CuPTe3-1	OAI	$\delta(a) = -1$ $\delta(a) = 1$ $\delta(c) = 2$ $\eta(f, g) = 1$	$\begin{matrix} b \\ c \\ g \end{matrix}$	-	-
3.3.322	Fe ₂ P ₂ Te ₆	71	0.0799	0.2288	C2DB	2FePTe3-1	OAI	$\delta(a) = -1$ $\delta(c) = 1$ $\eta(f, g) = 1$	$\begin{matrix} b \\ c \\ g \end{matrix}$	-	-
3.3.323	Ga ₂ Ge ₂ S ₆	71	1.5619	1.8284	C2DB	2GaGeS3-1	OAI	$\delta(a) = -1$ $\delta(b, e) = -1$ $\eta(b) = 1$	$\begin{matrix} b \\ c \\ g \end{matrix}$	-	-
3.3.324	Ga ₂ Ge ₂ Se ₆	71	0.9949	0.9949	C2DB	2GaGeSe3-1	OAI	$\delta(a) = -1$ $\delta(b, e) = -1$ $\eta(b) = 1$	$\begin{matrix} b \\ c \\ g \end{matrix}$	-	-
3.3.325	Ga ₂ P ₂ Se ₆	71	0.00	0.0461	C2DB	2GaPSe3-2	OAI	$\delta(a) = -2$ $\delta(c) = 2$ $\delta(b, e) = -1$ $\eta(b) = 1$	$\begin{matrix} b \\ c \\ g \end{matrix}$	-	-
3.3.326	Ga ₂ Se ₆ Si ₂	71	1.3385	1.3591	C2DB	2GaSiSe3-1	OAI	$\delta(a) = -1$ $\delta(c) = 1$ $\delta(b, e) = -1$ $\eta(b) = 1$	$\begin{matrix} b \\ c \\ g \end{matrix}$	-	-
3.3.327	Ga ₂ Si ₂ Te ₆	71	0.3231	0.5135	C2DB	2GaSiTe3-1	OAI	$\delta(a) = -1$ $\delta(c) = 1$ $\delta(b, e) = -1$ $\eta(b) = 1$	$\begin{matrix} b \\ c \\ g \end{matrix}$	-	-
3.3.328	Ge ₂ In ₂ S ₆	71	1.6530	1.9207	C2DB	2GeInS3-1	OAI	$\delta(a) = -1$ $\delta(b, e) = -1$ $\eta(b) = 1$	$\begin{matrix} b \\ c \\ g \end{matrix}$	-	-

TABLE S22: Stable (C2DB) obstructed atomic insulators

2D-TQC	Formula	LG	Gap	Direct Gap	Source	Source ID	Topology (SOC)	RSI	Occ. WP	Parent COD	Parent ICSD
3.3.329	Ge ₂ In ₂ Se ₆	71	1.2003	1.2003	C2DB	2GeInSe3-1	OAI	$\delta(a) = -1$ $\delta(b, e) = -1$ $\eta(b) = 1$	$\begin{matrix} b \\ c \\ g \end{matrix}$	-	-
3.3.330	Ge ₂ In ₂ Te ₆	71	0.6684	0.6684	C2DB	2GeInTe3-1	OAI	$\delta(a) = -1$ $\delta(b, e) = -1$ $\eta(b) = 1$	$\begin{matrix} b \\ c \\ g \end{matrix}$	-	-
3.3.331	Ge ₂ P ₂ S ₆	71	1.4206	1.7166	C2DB	2GePS3-1	OAI	$\delta(a) = -1$ $\delta(c) = 1$	$\begin{matrix} b \\ c \\ g \end{matrix}$	-	-
3.3.332	Ge ₂ P ₂ Se ₆	71	0.9789	1.1792	C2DB	2GePSe3-1	OAI	$\delta(a) = -1$ $\delta(c) = 1$	$\begin{matrix} b \\ c \\ g \end{matrix}$	-	-
3.3.333	Ge ₂ P ₂ Te ₆	71	0.6405	0.9846	C2DB	2GePTe3-2	OAI	$\delta(a) = -1$ $\delta(c) = 1$	$\begin{matrix} b \\ c \\ g \end{matrix}$	-	-
3.3.334	Hg ₂ P ₂ S ₆	71	0.9792	1.3989	C2DB	2HgPS3-1	OAI	$\delta(a) = -1$ $\delta(c) = 1$ $\delta(b, e) = -1$ $\eta(b) = 1$	$\begin{matrix} b \\ c \\ g \end{matrix}$	1537461	-
3.3.335	Hg ₂ P ₂ Se ₆	71	0.5577	0.7990	C2DB	2HgPSe3-1	OAI	$\delta(a) = -1$ $\delta(c) = 1$ $\delta(b, e) = -1$ $\eta(b) = 1$	$\begin{matrix} b \\ c \\ g \end{matrix}$	1537462	-
3.3.336	Hg ₂ P ₂ Te ₆	71	0.3460	0.3460	C2DB	2HgPTe3-1	OAI	$\delta(a) = -1$ $\delta(c) = 1$ $\delta(b, e) = -1$ $\eta(b) = 1$	$\begin{matrix} b \\ c \\ g \end{matrix}$	-	-
3.3.337	In ₂ P ₂ Se ₆	71	0.00	0.0465	C2DB	2InPSe3-1	OAI	$\delta(a) = -2$ $\delta(c) = 2$ $\delta(b, e) = -1$ $\eta(b) = 1$	$\begin{matrix} b \\ c \\ g \end{matrix}$	-	-
3.3.338	In ₂ P ₂ Te ₆	71	0.00	0.1304	C2DB	2InPTe3-1	OAI	$\delta(a) = -2$ $\delta(c) = 2$ $\delta(b, e) = -1$ $\eta(b) = 1$	$\begin{matrix} b \\ c \\ g \end{matrix}$	-	-
3.3.339	In ₂ S ₆ Si ₂	71	1.8642	2.0751	C2DB	2InSiS3-1	OAI	$\delta(a) = -1$ $\delta(c) = 1$ $\delta(b, e) = -1$ $\eta(b) = 1$	$\begin{matrix} b \\ c \\ g \end{matrix}$	-	-
3.3.340	In ₂ Se ₆ Si ₂	71	1.3940	1.4769	C2DB	2InSiSe3-1	OAI	$\delta(a) = -1$ $\delta(c) = 1$ $\delta(b, e) = -1$ $\eta(b) = 1$	$\begin{matrix} b \\ c \\ g \end{matrix}$	-	-
3.3.341	In ₂ Si ₂ Te ₆	71	0.7096	0.8728	C2DB	2InSiTe3-1	OAI	$\delta(a) = -1$ $\delta(c) = 1$ $\delta(b, e) = -1$ $\eta(b) = 1$	$\begin{matrix} b \\ c \\ g \end{matrix}$	-	66356
3.3.342	Mg ₂ P ₂ S ₆	71	2.8071	2.8071	C2DB	2MgPS3-1	OAI	$\delta(a) = -1$ $\delta(c) = 1$	$\begin{matrix} b \\ c \\ g \end{matrix}$	-	642729
3.3.343	Mg ₂ P ₂ Se ₆	71	2.0079	2.0079	C2DB	2MgPSe3-1	OAI	$\delta(a) = -1$ $\delta(c) = 1$	$\begin{matrix} b \\ c \\ g \end{matrix}$	1536197	-
3.3.344	Mg ₂ P ₂ Te ₆	71	0.9749	0.9749	C2DB	2MgPTe3-1	OAI	$\delta(a) = -1$ $\delta(c) = 1$	$\begin{matrix} b \\ c \\ g \end{matrix}$	-	-
3.3.321	F ₆ Mo ₂	71	0.6063	0.6063	C2DB	2MoF3-1	OAI	$\delta(d) = -1$ $\delta(b, e) = 1$ $\eta(b) = 1$	$\begin{matrix} b \\ g \end{matrix}$	-	-

TABLE S22: Stable (C2DB) obstructed atomic insulators

2D-TQC	Formula	LG	Gap	Direct Gap	Source	Source ID	Topology (SOC)	RSI	Occ. WP	Parent COD	Parent ICSD
3.3.345	Nb ₂ P ₂ S ₆	71	0.5061	0.5061	C2DB	2NbPS3-2	OAI	$\delta(a) = -1$ $\delta(c) = 1$ $\delta(d) = -1$ $\delta(b, e) = 1$ $\eta(b) = 1$	$\begin{matrix} b \\ c \\ g \end{matrix}$	-	-
3.3.346	Os ₂ P ₂ Te ₆	71	0.00	0.2565	C2DB	2OsPTE3-1	OAI	$\delta(a) = -1$ $\delta(c) = 1$ $\eta(f, g) = 1$	$\begin{matrix} b \\ c \\ g \end{matrix}$	-	-
3.3.347	P ₂ Pb ₂ S ₆	71	1.4770	1.6011	C2DB	2PPbS3-1	OAI	$\delta(a) = -1$ $\delta(c) = 1$	$\begin{matrix} b \\ c \\ g \end{matrix}$	-	-
3.3.348	P ₂ Pb ₂ Se ₆	71	1.0725	1.0725	C2DB	2PPbSe3-1	OAI	$\delta(a) = -1$ $\delta(c) = 1$	$\begin{matrix} b \\ c \\ g \end{matrix}$	-	-
3.3.349	P ₂ Pb ₂ Te ₆	71	0.7505	0.8121	C2DB	2PPbTe3-1	OAI	$\delta(a) = -1$ $\delta(c) = 1$	$\begin{matrix} b \\ c \\ g \end{matrix}$	-	-
3.3.350	P ₂ Pd ₂ S ₆	71	0.0042	0.0138	C2DB	2PPdS3-1	OAI	$\delta(a) = 1$ $\delta(c) = 1$ $\eta(f, g) = 1$	$\begin{matrix} b \\ c \\ g \end{matrix}$	-	647926
3.3.351	P ₂ Pd ₂ Se ₆	71	0.00	0.0331	C2DB	2PPdSe3-1	OAI	$\delta(a) = 1$ $\delta(c) = 2$ $\delta(b, e) = -1$ $\eta(b) = 1$ $\eta(f, g) = 1$	$\begin{matrix} b \\ c \\ g \end{matrix}$	-	-
3.3.352	P ₂ Pd ₂ Te ₆	71	0.00	0.0832	C2DB	2PPdTe3-1	OAI	$\delta(a) = 1$ $\delta(c) = 2$ $\delta(b, e) = -1$ $\eta(b) = 1$ $\eta(f, g) = 1$	$\begin{matrix} b \\ c \\ g \end{matrix}$	-	-
3.3.353	P ₂ Pt ₂ S ₆	71	0.00	0.0132	C2DB	2PPtS3-2	OAI	$\delta(a) = 1$ $\delta(c) = 1$ $\eta(f, g) = 1$	$\begin{matrix} b \\ c \\ g \end{matrix}$	-	-
3.3.354	P ₂ Ru ₂ Se ₆	71	0.0746	0.2915	C2DB	2PRuSe3-1	OAI	$\delta(a) = -1$ $\delta(c) = 1$	$\begin{matrix} b \\ c \\ g \end{matrix}$	-	-
3.3.355	P ₂ Ru ₂ Te ₆	71	0.1832	0.4445	C2DB	2PRuTe3-1	OAI	$\delta(a) = -1$ $\delta(c) = 1$	$\begin{matrix} b \\ c \\ g \end{matrix}$	-	-
3.3.359	P ₂ Sc ₂ Te ₆	71	0.00	0.0187	C2DB	2PScTe3-1	OAI	$\delta(a) = -2$ $\delta(c) = 2$ $\delta(b, e) = 1$ $\eta(b) = 1$ $\eta(f, g) = 1$	$\begin{matrix} b \\ c \\ g \end{matrix}$	-	-
3.3.356	P ₂ S ₆ Sn ₂	71	1.0598	1.2740	C2DB	2PSnS3-1	OAI	$\delta(a) = -1$ $\delta(c) = 1$	$\begin{matrix} b \\ c \\ g \end{matrix}$	-	648055
3.3.360	P ₂ Se ₆ Sn ₂	71	0.7219	0.7219	C2DB	2PSnSe3-1	OAI	$\delta(a) = -1$ $\delta(c) = 1$	$\begin{matrix} b \\ c \\ g \end{matrix}$	-	-
3.3.363	P ₂ Sn ₂ Te ₆	71	0.4276	0.5451	C2DB	2PSnTe3-1	OAI	$\delta(a) = -1$ $\delta(c) = 1$	$\begin{matrix} b \\ c \\ g \end{matrix}$	-	-
3.3.357	P ₂ S ₆ Tl ₂	71	0.00	0.0077	C2DB	2PTIS3-1	OAI	$\delta(a) = -2$ $\delta(c) = 1$	$\begin{matrix} b \\ c \\ g \end{matrix}$	-	-
3.3.361	P ₂ Se ₆ Tl ₂	71	0.00	0.0300	C2DB	2PTISE3-1	OAI	$\delta(a) = -2$ $\delta(c) = 2$ $\delta(b, e) = -1$ $\eta(b) = 1$	$\begin{matrix} b \\ c \\ g \end{matrix}$	-	-
3.3.364	P ₂ Te ₆ Tl ₂	71	0.00	0.0632	C2DB	2PTITe3-1	OAI	$\delta(a) = -2$ $\delta(c) = 1$	$\begin{matrix} b \\ c \\ g \end{matrix}$	-	-

TABLE S22: Stable (C2DB) obstructed atomic insulators

2D-TQC	Formula	LG	Gap	Direct Gap	Source	Source ID	Topology (SOC)	RSI	Occ. WP	Parent COD	Parent ICSD
3.3.358	P ₂ S ₆ Zn ₂	71	2.1049	2.4989	C2DB	2PZnS3-1	OAI	$\delta(a) = -1$ $\delta(c) = 1$ $\delta(b, e) = -1$ $\eta(b) = 1$	$\begin{matrix} b \\ c \\ g \end{matrix}$	-	648089
3.3.362	P ₂ Se ₆ Zn ₂	71	1.2971	1.4891	C2DB	2PZnSe3-1	OAI	$\delta(a) = -1$ $\delta(c) = 1$ $\delta(b, e) = -1$ $\eta(b) = 1$	$\begin{matrix} b \\ c \\ g \end{matrix}$	-	-
3.3.365	P ₂ Te ₆ Zn ₂	71	0.6132	0.6895	C2DB	2PZnTe3-1	OAI	$\delta(a) = -1$ $\delta(c) = 1$ $\delta(b, e) = -1$ $\eta(b) = 1$	$\begin{matrix} b \\ c \\ g \end{matrix}$	-	-
3.3.366	Se ₆ Si ₂ Tl ₂	71	0.6384	0.6919	C2DB	2SiTlSe3-1	OAI	$\delta(a) = -1$ $\delta(c) = 1$ $\delta(b, e) = -1$ $\eta(b) = 1$	$\begin{matrix} b \\ c \\ g \end{matrix}$	-	-
3.3.367	Si ₂ Te ₆ Tl ₂	71	0.0491	0.2468	C2DB	2SiTlTe3-1	OAI	$\delta(a) = -1$ $\delta(c) = 1$ $\delta(b, e) = -1$ $\eta(b) = 1$	$\begin{matrix} b \\ c \\ g \end{matrix}$	-	-
3.3.317	Cl ₆ W ₂	71	0.5146	0.5146	C2DB	2WCl3-2	OAI	$\delta(d) = -1$ $\delta(b, e) = 1$ $\eta(b) = 1$	$\begin{matrix} b \\ g \end{matrix}$	-	-
3.3.395	CCr ₂ S ₂	72	0.00	0.0006	C2DB	1CCr2S2-1	OAI	$\delta(a) = 1$ $\delta(b) = 1$ $\delta(c) = 1$ $\delta(d) = -1$ $\eta(e, f) = 1$	$\begin{matrix} a \\ c \end{matrix}$	-	-
3.3.396	CCr ₂ Se ₂	72	0.00	0.0030	C2DB	1CCr2Se2-1	OAI	$\delta(a) = 1$ $\delta(c) = 2$ $\delta(d) = -1$ $\eta(e, f) = 1$	$\begin{matrix} a \\ c \end{matrix}$	-	-
3.3.397	CCr ₂ Te ₂	72	0.00	0.0078	C2DB	1CCr2Te2-1	OAI	$\delta(a) = 1$ $\delta(c) = 2$ $\delta(d) = -1$ $\eta(e, f) = 1$	$\begin{matrix} a \\ c \end{matrix}$	-	-
3.3.398	CNb ₂ S ₂	72	0.00	0.0196	C2DB	1CNb2S2-1	OAI	$\delta(b) = 1$ $\delta(c) = 2$ $\delta(d) = -1$ $\eta(e, f) = 1$	$\begin{matrix} a \\ c \end{matrix}$	1532143	-
3.3.399	CNb ₂ Se ₂	72	0.00	0.0465	C2DB	1CNb2Se2-1	OAI	$\delta(b) = 1$ $\delta(c) = 2$ $\delta(d) = -1$ $\eta(e, f) = 1$	$\begin{matrix} a \\ c \end{matrix}$	-	-
3.3.400	CNb ₂ Te ₂	72	0.00	0.0822	C2DB	1CNb2Te2-1	OAI	$\delta(b) = 1$ $\delta(c) = 2$ $\delta(d) = -1$ $\eta(e, f) = 1$	$\begin{matrix} a \\ c \end{matrix}$	-	-
3.3.401	CS ₂ Ti ₂	72	0.00	0.0020	C2DB	1CS2Ti2-1	OAI	$\delta(a) = 1$ $\delta(c) = 2$ $\delta(d) = -1$ $\eta(e, f) = 1$	$\begin{matrix} a \\ c \end{matrix}$	-	-

TABLE S22: Stable (C2DB) obstructed atomic insulators

2D-TQC	Formula	LG	Gap	Direct Gap	Source	Source ID	Topology (SOC)	RSI	Occ. WP	Parent COD	Parent ICSD
3.3.402	CS ₂ V ₂	72	0.00	0.0075	C2DB	1CS2V2-1	OAI	$\delta(b) = 1$ $\delta(c) = 2$ $\delta(d) = -1$ $\eta(e, f) = 1$	$\begin{matrix} a \\ c \end{matrix}$	-	-
3.3.403	CSe ₂ Ta ₂	72	0.00	0.1029	C2DB	1CSe2Ta2-1	OAI	$\delta(b) = 1$ $\delta(c) = 1$ $\delta(d) = -1$ $\eta(e, f) = 1$	$\begin{matrix} a \\ c \end{matrix}$	-	-
3.3.404	CSe ₂ V ₂	72	0.00	0.0296	C2DB	1CSe2V2-1	OAI	$\delta(b) = 1$ $\delta(c) = 2$ $\delta(d) = -1$ $\eta(e, f) = 1$	$\begin{matrix} a \\ c \end{matrix}$	-	-
3.3.405	CSe ₂ W ₂	72	0.00	0.1464	C2DB	1CSe2W2-1	OAI	$\delta(a) = 1$ $\delta(c) = 3$ $\delta(d) = -1$ $\eta(e, f) = 1$	$\begin{matrix} a \\ c \end{matrix}$	-	-
3.3.406	CTa ₂ Te ₂	72	0.00	0.1196	C2DB	1CTa2Te2-1	OAI	$\delta(b) = 1$ $\delta(c) = 1$ $\delta(d) = -1$ $\eta(e, f) = 1$	$\begin{matrix} a \\ c \end{matrix}$	-	-
3.3.407	CTe ₂ V ₂	72	0.00	0.0573	C2DB	1CTe2V2-1	OAI	$\delta(b) = 1$ $\delta(c) = 2$ $\delta(d) = -1$ $\eta(e, f) = 1$	$\begin{matrix} a \\ c \end{matrix}$	-	-
3.3.417	CrS ₂	72	0.00	0.0226	C2DB	1CrS2-2	OAI	$\delta(a) = 1$ $\delta(b) = -1$ $\delta(c) = 2$ $\delta(d) = -1$	$\begin{matrix} a \\ c \end{matrix}$	-	-
3.3.418	CrSe ₂	72	0.00	0.0339	C2DB	1CrSe2-2	OAI	$\delta(a) = 1$ $\delta(b) = -1$ $\delta(c) = 2$ $\delta(d) = -1$	$\begin{matrix} a \\ c \end{matrix}$	9012110	626718
3.3.463	MoTe ₂	72	0.00	0.1275	C2DB	1MoTe2-2	OAI	$\delta(c) = 2$ $\delta(d) = -1$	$\begin{matrix} a \\ c \end{matrix}$	-	-
3.3.392	C ₃ O ₂ Ti ₄	72	0.00	0.0789	C2DB	1O2C3Ti4-1	OAI	$\delta(a) = 1$ $\delta(b) = 1$ $\delta(c) = 3$ $\delta(d) = -1$ $\eta(e, f) = 1$	$\begin{matrix} a \\ b \\ c \end{matrix}$	-	-
3.3.391	C ₃ Nb ₄ S ₂	72	0.00	0.0031	C2DB	1S2C3Nb4-1	OAI	$\delta(a) = 1$ $\delta(b) = 1$ $\delta(c) = 4$ $\delta(d) = -1$ $\eta(e, f) = 1$	$\begin{matrix} a \\ b \\ c \end{matrix}$	-	-
3.3.393	C ₃ S ₂ Ta ₄	72	0.00	0.0176	C2DB	1S2C3Ta4-1	OAI	$\delta(a) = 1$ $\delta(c) = 3$ $\delta(d) = -1$ $\eta(e, f) = 1$	$\begin{matrix} a \\ b \\ c \end{matrix}$	-	-
3.3.394	C ₃ S ₂ V ₄	72	0.00	0.0070	C2DB	1S2C3V4-1	OAI	$\delta(a) = 1$ $\delta(b) = 1$ $\delta(c) = 4$ $\delta(d) = -1$ $\eta(e, f) = 1$	$\begin{matrix} a \\ b \\ c \end{matrix}$	-	-

TABLE S22: Stable (C2DB) obstructed atomic insulators

2D-TQC	Formula	LG	Gap	Direct Gap	Source	Source ID	Topology (SOC)	RSI	Occ. WP	Parent COD	Parent ICSD
3.3.368	Al ₂ Br ₂ Y ₂	72	0.00	0.3572	C2DB	2AlBrY-1	OAI	$\delta(b) = 1$ $\delta(c) = 2$ $\delta(d) = -1$ $\eta(e, f) = 1$	b c	-	-
3.3.369	Al ₂ Cl ₂ Y ₂	72	0.00	0.4273	C2DB	2AlClY-1	OAI	$\delta(b) = 1$ $\delta(c) = 2$ $\delta(d) = -1$ $\eta(e, f) = 1$	b c	-	-
3.3.371	Al ₂ Ge ₂ Se ₂	72	0.6159	0.6159	C2DB	2AlGeSe-1	OAI	$\delta(b) = 1$ $\delta(d) = -1$	b c	-	-
3.3.370	Al ₂ Ge ₂ S ₂	72	0.2019	0.2019	C2DB	2AlGeS-1	OAI	$\delta(b) = 1$ $\delta(d) = -1$	b c	-	-
3.3.372	Al ₂ Ge ₂ Te ₂	72	0.8525	0.8525	C2DB	2AlGeTe-1	OAI	$\delta(b) = 1$ $\delta(d) = -1$	b c	-	-
3.3.373	Al ₂ I ₂ Y ₂	72	0.00	0.3019	C2DB	2AlIY-1	OAI	$\delta(b) = 1$ $\delta(c) = 2$ $\delta(d) = -1$ $\eta(e, f) = 1$	b c	-	-
3.3.374	Al ₂ S ₂ Si ₂	72	1.1000	1.4021	C2DB	2AlSSi-1	OAI	$\delta(b) = 1$ $\delta(c) = 1$ $\delta(d) = -1$	b c	-	-
3.3.376	Al ₂ Se ₂ Si ₂	72	1.5755	1.8186	C2DB	2AlSeSi-1	OAI	$\delta(b) = 1$ $\delta(c) = 1$ $\delta(d) = -1$	b c	-	-
3.3.377	Al ₂ Se ₂	72	2.1380	2.7134	C2DB	2AlSe-2	OAI	$\delta(a) = -1$ $\delta(b) = 1$ $\delta(c) = 1$ $\eta(e, f) = 1$	b c	-	-
3.3.378	Al ₂ Si ₂ Te ₂	72	1.5177	1.6203	C2DB	2AlSiTe-1	OAI	$\delta(b) = 1$ $\delta(c) = 1$ $\delta(d) = -1$	b c	-	-
3.3.375	Al ₂ S ₂	72	2.1527	2.7336	C2DB	2AlS-2	OAI	$\delta(a) = -1$ $\delta(b) = 1$ $\delta(c) = 1$ $\eta(e, f) = 1$	b c	-	-
3.3.379	Al ₂ Te ₂	72	1.9749	2.1953	C2DB	2AlTe-2	OAI	$\delta(a) = -1$ $\delta(b) = 1$ $\delta(c) = 1$ $\eta(e, f) = 1$	b c	-	-
3.3.380	Br ₂ Cd ₂	72	1.8424	2.3541	C2DB	2BrCd-1	OAI	$\delta(a) = -1$ $\delta(c) = 1$ $\eta(e, f) = 1$	b c	-	-
3.3.381	Br ₂ F ₂ Sc ₂	72	0.3150	0.3171	C2DB	2BrFSc-1	OAI	$\delta(a) = -1$ $\delta(b) = 2$ $\delta(c) = 2$ $\eta(e, f) = 1$	b c	-	-
3.3.382	Br ₂ Ga ₂ Y ₂	72	0.00	0.9092	C2DB	2BrGaY-1	OAI	$\delta(b) = 1$ $\delta(c) = 1$ $\delta(d) = -1$ $\eta(e, f) = 1$	b c	-	-
3.3.383	Br ₂ Hf ₂	72	0.00	0.0479	C2DB	2BrHf-1	OAI	$\delta(a) = -1$ $\delta(b) = -1$ $\delta(c) = 1$ $\eta(e, f) = 1$	c	-	-

TABLE S22: Stable (C2DB) obstructed atomic insulators

2D-TQC	Formula	LG	Gap	Direct Gap	Source	Source ID	Topology (SOC)	RSI	Occ. WP	Parent COD	Parent ICSD
3.3.384	Br ₂ Hg ₂	72	1.4974	1.5951	C2DB	2BrHg-1	OAI	$\delta(a) = -1$ $\delta(c) = 1$ $\eta(e, f) = 1$	b c	-	-
3.3.385	Br ₂ Pt ₂	72	1.1988	1.3071	C2DB	2BrPt-1	OAI	$\delta(b) = 1$ $\delta(d) = -1$ $\eta(e, f) = 1$	b c	-	-
3.3.386	Br ₂ Ru ₂	72	0.00	0.0206	C2DB	2BrRu-1	OAI	$\delta(a) = 1$ $\delta(c) = 1$ $\eta(e, f) = 1$	c	-	-
3.3.387	Br ₂ Sr ₂	72	0.1878	0.4326	C2DB	2BrSr-1	OAI	$\delta(a) = -1$ $\delta(b) = 1$ $\delta(c) = 2$	c	-	-
3.3.388	Br ₂ Zn ₂	72	2.3655	2.6572	C2DB	2BrZn-1	OAI	$\delta(a) = -1$ $\delta(c) = 1$ $\eta(e, f) = 1$	b c	-	-
3.3.389	Br ₂ Zr ₂	72	0.00	0.0202	C2DB	2BrZr-2	OAI	$\delta(a) = -1$ $\delta(b) = -1$ $\delta(c) = 2$ $\eta(e, f) = 1$	c	-	35700
3.3.390	C ₂ F ₂	72	3.1002	3.1002	C2DB	2CF-1	OAI	$\delta(c) = 1$ $\delta(d) = -1$	c	-	-
3.3.408	Cd ₂ Cl ₂	72	1.6806	2.7133	C2DB	2CdCl-1	OAI	$\delta(a) = -1$ $\delta(c) = 1$ $\eta(e, f) = 1$	b c	-	-
3.3.409	Cd ₂ I ₂	72	1.9510	2.0404	C2DB	2CdI-3	OAI	$\delta(a) = -1$ $\delta(c) = 1$ $\eta(e, f) = 1$	b c	-	-
3.3.410	Cl ₂ Ga ₂ Y ₂	72	0.00	0.9673	C2DB	2ClGaY-1	OAI	$\delta(b) = 1$ $\delta(c) = 1$ $\delta(d) = -1$ $\eta(e, f) = 1$	b c	-	-
3.3.411	Cl ₂ Hf ₂	72	0.00	0.0725	C2DB	2ClHf-1	OAI	$\delta(a) = -1$ $\delta(b) = 1$ $\delta(c) = 2$	c	-	-
3.3.412	Cl ₂ Hg ₂	72	1.6585	1.8990	C2DB	2ClHg-1	OAI	$\delta(a) = -1$ $\delta(c) = 1$ $\eta(e, f) = 1$	b c	-	-
3.3.413	Cl ₂ Pd ₂	72	0.1403	0.3107	C2DB	2ClPd-1	OAI	$\delta(b) = 1$ $\delta(d) = -1$ $\eta(e, f) = 1$	b c	-	-
3.3.414	Cl ₂ Pt ₂	72	1.3301	1.3301	C2DB	2ClPt-1	OAI	$\delta(b) = 1$ $\delta(d) = -1$ $\eta(e, f) = 1$	b c	-	-
3.3.415	Cl ₂ Si ₂	72	1.2548	1.2548	C2DB	2ClSi-1	OAI	$\delta(c) = 1$ $\delta(d) = -1$	c	-	-
3.3.416	Cl ₂ Zr ₂	72	0.00	0.0635	C2DB	2ClZr-2	OAI	$\delta(a) = -1$ $\delta(b) = 1$ $\delta(c) = 3$	c	-	35701
3.3.439	H ₂ Cr ₂	72	0.00	0.0041	C2DB	2CrH-1	OAI	$\delta(a) = 1$ $\delta(b) = 2$ $\delta(c) = 1$ $\eta(e, f) = 1$	c	-	-
3.3.440	H ₂ F ₂ Sc ₂	72	0.00	0.1001	C2DB	2FHSc-1	OAI	$\delta(a) = -1$ $\delta(b) = 2$ $\delta(c) = 2$	b c	-	-

TABLE S22: Stable (C2DB) obstructed atomic insulators

2D-TQC	Formula	LG	Gap	Direct Gap	Source	Source ID	Topology (SOC)	RSI	Occ. WP	Parent COD	Parent ICSD
3.3.419	F ₂ Hf ₂	72	0.00	0.0783	C2DB	2FHf-1	OAI	$\delta(a) = -1$ $\delta(b) = 1$ $\delta(c) = 2$	<i>c</i>	-	-
3.3.420	F ₂ Pd ₂	72	0.8385	1.1473	C2DB	2FPd-1	OAI	$\delta(b) = 1$ $\delta(d) = -1$ $\eta(e, f) = 1$	<i>b</i> <i>c</i>	-	-
3.3.421	F ₂ Pt ₂	72	0.8004	1.0675	C2DB	2FPt-1	OAI	$\delta(b) = 1$ $\delta(d) = -1$ $\eta(e, f) = 1$	<i>b</i> <i>c</i>	-	-
3.3.422	F ₂ Si ₂	72	0.6693	0.6693	C2DB	2FSi-1	OAI	$\delta(c) = 1$ $\delta(d) = -1$	<i>c</i>	-	-
3.3.423	F ₂ Ti ₂	72	0.00	0.0860	C2DB	2FTi-1	OAI	$\delta(a) = -1$ $\delta(b) = 1$ $\delta(c) = 3$	<i>c</i>	-	-
3.3.424	F ₂ Zr ₂	72	0.00	0.0811	C2DB	2FZr-1	OAI	$\delta(a) = -1$ $\delta(b) = 1$ $\delta(c) = 3$	<i>c</i>	-	-
3.3.441	H ₂ Fe ₂	72	0.00	0.0101	C2DB	2FeH-1	OAI	$\delta(a) = -1$ $\delta(b) = 2$ $\eta(e, f) = 1$	<i>c</i>	-	-
3.3.425	Fe ₂ O ₂	72	0.00	0.0034	C2DB	2FeO-1	OAI	$\delta(a) = 1$ $\delta(b) = 2$ $\delta(d) = -1$	<i>c</i>	-	-
3.3.426	Fe ₂ S ₂	72	0.00	0.0387	C2DB	2FeS-2	OAI	$\delta(a) = 1$ $\delta(c) = -1$ $\delta(d) = -1$ $\eta(e, f) = 1$	<i>c</i>	-	-
3.3.427	Ga ₂ Ge ₂ Se ₂	72	0.3757	0.3757	C2DB	2GaGeSe-1	OAI	$\delta(b) = 1$ $\delta(c) = -1$ $\delta(d) = -1$	<i>b</i> <i>c</i>	-	-
3.3.428	Ga ₂ I ₂ Y ₂	72	0.00	0.8394	C2DB	2GaIY-1	OAI	$\delta(b) = 1$ $\delta(c) = 1$ $\delta(d) = -1$ $\eta(e, f) = 1$	<i>b</i> <i>c</i>	-	417149
3.3.429	Ga ₂ O ₂	72	1.3959	1.9218	C2DB	2GaO-2	OAI	$\delta(a) = -1$ $\delta(c) = 1$ $\eta(e, f) = 1$	<i>b</i> <i>c</i>	-	-
3.3.430	Ga ₂ P ₂	72	0.00	0.0242	C2DB	2GaP-1	OAI	$\delta(a) = -2$ $\delta(b) = 2$ $\delta(c) = -1$ $\eta(e, f) = 1$	<i>b</i> <i>c</i>	-	635031
3.3.431	Ga ₂ S ₂ Si ₂	72	1.1295	1.1295	C2DB	2GaSSi-1	OAI	$\delta(b) = 1$ $\delta(d) = -1$	<i>b</i> <i>c</i>	-	-
3.3.433	Ga ₂ Se ₂ Si ₂	72	1.3864	1.4573	C2DB	2GaSeSi-1	OAI	$\delta(b) = 1$ $\delta(d) = -1$	<i>b</i> <i>c</i>	-	-
3.3.434	Ga ₂ Se ₂	72	1.6136	1.6856	C2DB	2GaSe-2	OAI	$\delta(a) = -1$ $\delta(c) = 1$ $\eta(e, f) = 1$	<i>b</i> <i>c</i>	-	-
3.3.435	Ga ₂ Si ₂ Te ₂	72	1.2771	1.3422	C2DB	2GaSiTe-1	OAI	$\delta(b) = 1$ $\delta(d) = -1$	<i>b</i> <i>c</i>	-	-
3.3.432	Ga ₂ S ₂	72	2.1638	2.2587	C2DB	2GaS-2	OAI	$\delta(a) = -1$ $\delta(c) = 1$ $\eta(e, f) = 1$	<i>b</i> <i>c</i>	-	40824
3.3.436	Ga ₂ Te ₂	72	1.2683	1.3216	C2DB	2GaTe-2	OAI	$\delta(a) = -1$ $\delta(c) = 1$ $\eta(e, f) = 1$	<i>b</i> <i>c</i>	-	-

TABLE S22: Stable (C2DB) obstructed atomic insulators

2D-TQC	Formula	LG	Gap	Direct Gap	Source	Source ID	Topology (SOC)	RSI	Occ. WP	Parent COD	Parent ICSD
3.3.438	Ge ₂ In ₂ Se ₂	72	0.5413	0.5413	C2DB	2GeInSe-1	OAI	$\delta(b) = 1$ $\delta(c) = -1$ $\delta(d) = -1$	b c	-	-
3.3.437	Ge ₂ In ₂ S ₂	72	0.4169	0.4169	C2DB	2GeInS-1	OAI	$\delta(b) = 1$ $\delta(c) = -1$ $\delta(d) = -1$	b c	-	-
3.3.442	H ₂ Mn ₂	72	0.00	0.0066	C2DB	2HMn-1	OAI	$\delta(b) = 1$	c	-	-
3.3.443	H ₂ Sn ₂	72	0.2453	0.2453	C2DB	2HSn-1	OAI	$\delta(d) = -1$ $\eta(e, f) = 1$	c	-	-
3.3.444	Hf ₂ I ₂	72	0.00	0.0372	C2DB	2HfI-1	OAI	$\delta(a) = -1$ $\delta(b) = -1$ $\delta(c) = 1$ $\eta(e, f) = 1$	c	-	-
3.3.445	Hg ₂ I ₂	72	1.2708	1.2940	C2DB	2HgI-1	OAI	$\delta(a) = -1$ $\delta(c) = 1$ $\eta(e, f) = 1$	b c	-	-
3.3.446	Hg ₂ Se ₂	72	0.0087	0.0087	C2DB	2HgSe-1	OAI	$\delta(a) = 1$ $\delta(a) = -1$ $\delta(b) = -1$ $\delta(c) = 1$ $\eta(e, f) = 1$	c	-	-
3.3.447	Hg ₂ Te ₂	72	0.0915	0.0956	C2DB	2HgTe-2	OAI	$\delta(a) = 1$ $\delta(a) = -1$ $\delta(b) = -1$ $\delta(c) = 1$ $\eta(e, f) = 1$	c	-	-
3.3.448	I ₂ In ₂ Y ₂	72	0.0113	0.7771	C2DB	2IInY-1	OAI	$\delta(b) = 1$ $\delta(c) = 1$ $\delta(d) = -1$ $\eta(e, f) = 1$	b c	-	-
3.3.449	I ₂ Pd ₂	72	0.00	0.0221	C2DB	2IPd-2	OAI	$\delta(a) = 1$ $\delta(b) = 1$ $\delta(c) = 1$	c	-	-
3.3.450	I ₂ Pt ₂	72	0.3921	0.6655	C2DB	2IPt-1	OAI	$\delta(b) = 1$ $\delta(d) = -1$ $\eta(e, f) = 1$	b c	-	-
3.3.451	I ₂ Zn ₂	72	2.0920	2.1814	C2DB	2IZn-1	OAI	$\delta(a) = -1$ $\delta(c) = 1$ $\eta(e, f) = 1$	b c	-	-
3.3.452	I ₂ Zr ₂	72	0.00	0.0116	C2DB	2IZr-1	OAI	$\delta(a) = -1$ $\delta(b) = -1$ $\delta(c) = 2$ $\eta(e, f) = 1$	c	-	-
3.3.453	In ₂ S ₂ Si ₂	72	1.5258	1.6091	C2DB	2InSSi-1	OAI	$\delta(b) = 1$ $\delta(d) = -1$	b c	-	-
3.3.455	In ₂ Se ₂ Si ₂	72	1.5060	1.5545	C2DB	2InSeSi-1	OAI	$\delta(b) = 1$ $\delta(d) = -1$	b c	-	-
3.3.456	In ₂ Se ₂	72	1.3145	1.3574	C2DB	2InSe-2	OAI	$\delta(a) = -1$ $\delta(c) = 1$ $\eta(e, f) = 1$	b c	-	-
3.3.457	In ₂ Si ₂ Te ₂	72	0.4578	0.4578	C2DB	2InSiTe-1	OAI	$\delta(b) = 1$ $\delta(d) = -1$	b c	-	-
3.3.454	In ₂ S ₂	72	1.6119	1.6926	C2DB	2InS-2	OAI	$\delta(a) = -1$ $\delta(c) = 1$ $\eta(e, f) = 1$	b c	-	-

TABLE S22: Stable (C2DB) obstructed atomic insulators

2D-TQC	Formula	LG	Gap	Direct Gap	Source	Source ID	Topology (SOC)	RSI	Occ. WP	Parent COD	Parent ICSD
3.3.458	In ₂ Te ₂	72	1.1615	1.1638	C2DB	2InTe-2	OAI	$\delta(a) = -1$ $\delta(c) = 1$ $\eta(e, f) = 1$	b c	-	-
3.3.459	In ₂ Te ₂	72	0.00	0.1578	C2DB	2InTe-5	OAI	$\delta(a) = -1$ $\delta(c) = 1$ $\eta(e, f) = 1$	c	-	-
3.3.461	Ir ₂ Se ₂	72	0.0620	0.4490	C2DB	2IrSe-1	OAI	$\delta(a) = -1$ $\delta(b) = 1$ $\delta(c) = 1$	c	-	-
3.3.460	Ir ₂ S ₂	72	0.00	0.4299	C2DB	2IrS-1	OAI	$\delta(a) = -1$ $\delta(b) = 1$ $\delta(c) = 1$	c	-	-
3.3.462	Ir ₂ Te ₂	72	0.00	0.0789	C2DB	2IrTe-4	OAI	$\delta(a) = 1$ $\delta(c) = 1$	c	-	-
3.3.465	Ni ₂ Se ₂	72	0.00	0.0114	C2DB	2NiSe-1	OAI	$\delta(a) = 1$ $\delta(d) = -1$ $\eta(e, f) = 1$	c	-	-
3.3.464	Ni ₂ S ₂	72	0.00	0.0294	C2DB	2NiS-1	OAI	$\delta(a) = 1$ $\delta(d) = -1$ $\eta(e, f) = 1$	c	-	-
3.3.466	Ni ₂ Te ₂	72	0.00	0.0338	C2DB	2NiTe-1	OAI	$\delta(a) = 1$ $\delta(d) = -1$ $\eta(e, f) = 1$	c	-	76730
3.3.467	O ₂ Tl ₂	72	0.00	0.2204	C2DB	2OTl-1	OAI	$\delta(a) = -1$ $\delta(c) = 1$ $\eta(e, f) = 1$	b c	-	-
3.3.468	Pd ₂ Se ₂	72	0.00	0.0305	C2DB	2PdSe-3	OAI	$\delta(a) = 1$ $\delta(d) = -1$ $\eta(e, f) = 1$	c	-	-
3.3.469	Ru ₂ S ₂	72	0.00	0.0805	C2DB	2RuS-2	OAI	$\delta(a) = 1$ $\delta(b) = 2$ $\delta(d) = -1$ $\eta(e, f) = 1$	c	-	-
3.3.470	S ₂ Tl ₂	72	0.6194	0.6910	C2DB	2STl-3	OAI	$\delta(a) = -1$ $\delta(c) = 1$ $\eta(e, f) = 1$	b c	-	-
3.3.471	Se ₂ Tl ₂	72	0.4421	0.4935	C2DB	2SeTl-3	OAI	$\delta(a) = -1$ $\delta(c) = 1$ $\eta(e, f) = 1$	b c	-	-
3.3.472	Se ₂ Tl ₂	72	0.00	0.1565	C2DB	2SeTl-5	OAI	$\delta(a) = -1$ $\delta(c) = 1$ $\eta(e, f) = 1$	c	-	-
3.3.473	Te ₂ Tl ₂	72	0.3214	0.3462	C2DB	2TeTl-3	OAI	$\delta(a) = -1$ $\delta(c) = 1$ $\eta(e, f) = 1$	b c	-	-
3.3.474	Te ₂ Tl ₂	72	0.00	0.1226	C2DB	2TeTl-4	OAI	$\delta(a) = -1$ $\delta(c) = 1$ $\eta(e, f) = 1$	c	-	-
3.3.484	C ₂ F ₂ Hf ₃	78	0.00	0.0018	C2DB	1C2F2Hf3-1	OAI	$\delta(a) = -2$ $\delta(c) = 1$ $\delta(d) = 2$ $\delta(e) = 1$ $\eta(g) = 1$ $\zeta(g, h, i) = 3$	a d e f	-	-

TABLE S22: Stable (C2DB) obstructed atomic insulators

2D-TQC	Formula	LG	Gap	Direct Gap	Source	Source ID	Topology (SOC)	RSI	Occ. WP	Parent COD	Parent ICSD
3.3.485	$C_2F_2Zr_3$	78	0.00	0.0602	C2DB	1C2F2Zr3-1	OAI	$\delta(a) = -1$ $\delta(c) = 1$ $\delta(d) = 2$ $\delta(e) = 1$ $\delta(f) = 1$ $\eta(g) = 1$ $\zeta(g, h, i) = 3$	<i>a</i> <i>d</i> <i>e</i> <i>f</i>	-	-
3.3.487	$C_2H_2Hf_3$	78	0.00	0.0297	C2DB	1C2H2Hf3-1	OAI	$\delta(a) = -2$ $\delta(b) = 1$ $\delta(d) = 2$ $\delta(e) = 1$ $\eta(g) = 1$ $\zeta(g, h, i) = 1$	<i>a</i> <i>d</i> <i>e</i> <i>f</i>	-	-
3.3.486	$C_2H_2Hf_3O_2$	78	0.00	0.0151	C2DB	1C2H2O2Hf3-1	OAI	$\delta(a) = -2$ $\delta(c) = 1$ $\delta(d) = 2$ $\delta(e) = 1$ $\eta(g) = 1$ $\zeta(g, h, i) = 3$	<i>a</i> <i>d</i> <i>e</i> <i>f</i>	-	-
3.3.488	$C_2H_2O_2Zr_3$	78	0.00	0.0167	C2DB	1C2H2O2Zr3-1	OAI	$\delta(a) = -1$ $\delta(c) = 1$ $\delta(d) = 2$ $\delta(e) = 1$ $\delta(f) = 1$ $\eta(g) = 1$ $\zeta(g, h, i) = 3$	<i>a</i> <i>d</i> <i>e</i> <i>f</i>	-	-
3.3.489	$C_2H_2S_2Ti_3$	78	0.00	0.0196	C2DB	1C2H2S2Ti3-1	OAI	$\delta(a) = 1$ $\delta(c) = -1$ $\delta(d) = 1$ $\delta(e) = 1$ $\delta(f) = 2$ $\eta(g) = 1$ $\zeta(g, h, i) = 3$	<i>c</i> <i>d</i> <i>e</i> <i>f</i>	-	-
3.3.490	$C_2H_2S_2Zr_3$	78	0.00	0.0117	C2DB	1C2H2S2Zr3-1	OAI	$\delta(a) = 1$ $\delta(b) = -1$ $\delta(d) = 1$ $\delta(e) = 2$ $\delta(f) = 1$ $\eta(g) = 1$ $\zeta(g, h, i) = 3$	<i>b</i> <i>d</i> <i>e</i> <i>f</i>	-	-
3.3.491	$C_2H_2Ti_3$	78	0.00	0.0413	C2DB	1C2H2Ti3-1	OAI	$\delta(a) = -1$ $\delta(b) = 1$ $\delta(d) = 2$ $\delta(e) = 1$ $\delta(f) = 1$ $\eta(g) = 1$ $\zeta(g, h, i) = 1$	<i>a</i> <i>d</i> <i>e</i> <i>f</i>	-	-
3.3.492	$C_2H_2Zr_3$	78	0.00	0.0399	C2DB	1C2H2Zr3-1	OAI	$\delta(a) = -1$ $\delta(b) = 1$ $\delta(d) = 2$ $\delta(e) = 1$ $\delta(f) = 1$ $\eta(g) = 1$ $\zeta(g, h, i) = 1$	<i>a</i> <i>d</i> <i>e</i> <i>f</i>	-	-

TABLE S22: Stable (C2DB) obstructed atomic insulators

2D-TQC	Formula	LG	Gap	Direct Gap	Source	Source ID	Topology (SOC)	RSI	Occ. WP	Parent COD	Parent ICSD
3.3.496	CrO ₂	78	0.4228	1.5453	C2DB	1CrO2-2	OAI	$\delta(a) = -2$ $\delta(b) = 1$ $\delta(d) = 1$ $\delta(f) = 1$ $\eta(g) = 1$ $\zeta(g, h, i) = 3$	<i>a</i> <i>f</i>	-	-
3.3.497	CrS ₂	78	0.8985	0.8985	C2DB	1CrS2-1	OAI	$\delta(a) = -2$ $\delta(b) = 1$ $\delta(d) = 1$ $\delta(f) = 1$ $\eta(g) = 1$ $\zeta(g, h, i) = 3$	<i>a</i> <i>f</i>	-	-
3.3.498	CrSe ₂	78	0.7035	0.7035	C2DB	1CrSe2-1	OAI	$\delta(a) = -2$ $\delta(b) = 1$ $\delta(d) = 1$ $\delta(f) = 1$ $\eta(g) = 1$ $\zeta(g, h, i) = 3$	<i>a</i> <i>f</i>	-	-
3.3.499	CrTe ₂	78	0.4679	0.4679	C2DB	1CrTe2-2	OAI	$\delta(a) = -2$ $\delta(b) = 1$ $\delta(d) = 1$ $\delta(f) = 1$ $\eta(g) = 1$ $\zeta(g, h, i) = 3$	<i>a</i> <i>f</i>	-	-
3.3.481	Br ₂ Hf	78	0.7221	1.5502	C2DB	1HfBr2-1	OAI	$\delta(a) = -2$ $\delta(b) = 1$ $\delta(d) = 1$ $\delta(f) = 1$ $\eta(g) = 1$ $\zeta(g, h, i) = 3$	<i>a</i> <i>f</i>	-	-
3.3.493	Cl ₂ Hf	78	0.8912	1.7328	C2DB	1HfCl2-1	OAI	$\delta(a) = -2$ $\delta(b) = 1$ $\delta(d) = 1$ $\delta(f) = 1$ $\eta(g) = 1$ $\zeta(g, h, i) = 3$	<i>a</i> <i>f</i>	-	-
3.3.505	HfI ₂	78	0.6156	1.2869	C2DB	1HfI2-1	OAI	$\delta(a) = -2$ $\delta(b) = 1$ $\delta(d) = 1$ $\delta(f) = 1$ $\eta(g) = 1$ $\zeta(g, h, i) = 3$	<i>a</i> <i>f</i>	-	-
3.3.512	MoO ₂	78	0.9226	1.7015	C2DB	1MoO2-1	OAI	$\delta(a) = -1$ $\delta(b) = 1$ $\delta(d) = 1$ $\delta(f) = 1$ $\eta(g) = 1$ $\zeta(g, h, i) = 3$	<i>a</i> <i>f</i>	-	-
3.3.503	Hf ₃ N ₂ O ₂	78	0.3228	0.8779	C2DB	1N2O2Hf3-1	OAI	$\delta(a) = -2$ $\delta(c) = 1$ $\delta(d) = 2$ $\delta(e) = 1$ $\eta(g) = 1$ $\zeta(g, h, i) = 3$	<i>a</i> <i>d</i> <i>e</i> <i>f</i>	-	-

TABLE S22: Stable (C2DB) obstructed atomic insulators

2D-TQC	Formula	LG	Gap	Direct Gap	Source	Source ID	Topology (SOC)	RSI	Occ. WP	Parent COD	Parent ICSD
3.3.513	$N_2O_2Ti_3$	78	0.00	0.0428	C2DB	1N2O2Ti3-1	OAI	$\delta(a) = -1$ $\delta(c) = 1$ $\delta(d) = 2$ $\delta(e) = 1$ $\delta(f) = 1$ $\eta(g) = 1$ $\zeta(g, h, i) = 3$	a d e f	-	-
3.3.514	$N_2O_2Zr_3$	78	0.4050	0.7817	C2DB	1N2O2Zr3-1	OAI	$\delta(a) = -1$ $\delta(c) = 1$ $\delta(d) = 2$ $\delta(e) = 1$ $\delta(f) = 1$ $\eta(g) = 1$ $\zeta(g, h, i) = 3$	a d e f	-	-
3.3.504	$Hf_3N_2S_2$	78	0.00	0.6044	C2DB	1N2S2Hf3-1	OAI	$\delta(a) = -2$ $\delta(c) = 1$ $\delta(d) = 2$ $\delta(e) = 1$ $\eta(g) = 1$ $\zeta(g, h, i) = 3$	a d e f	-	-
3.3.515	$N_2S_2Ti_3$	78	0.0879	0.4436	C2DB	1N2S2Ti3-1	OAI	$\delta(a) = -1$ $\delta(c) = 1$ $\delta(d) = 2$ $\delta(e) = 1$ $\delta(f) = 1$ $\eta(g) = 1$ $\zeta(g, h, i) = 3$	a d e f	-	-
3.3.516	$N_2S_2Zr_3$	78	0.00	0.5191	C2DB	1N2S2Zr3-1	OAI	$\delta(a) = -1$ $\delta(c) = 1$ $\delta(d) = 2$ $\delta(e) = 1$ $\delta(f) = 1$ $\eta(g) = 1$ $\zeta(g, h, i) = 3$	a d e f	-	-
3.3.517	N_2Ti_3	78	0.00	0.0713	C2DB	1N2Ti3-1	OAI	$\delta(a) = -1$ $\delta(c) = 1$ $\delta(d) = 2$ $\delta(e) = 1$ $\delta(f) = 1$ $\eta(g) = 1$ $\zeta(g, h, i) = 1$	a e f	-	-
3.3.521	PbS_2	78	1.7073	1.7073	C2DB	1PbS2-1	OAI	$\delta(a) = 2$ $\delta(c) = 1$ $\delta(d) = -1$	a f	-	-
3.3.522	$PbSe_2$	78	1.3231	1.3231	C2DB	1PbSe2-1	OAI	$\delta(a) = 2$ $\delta(c) = 1$ $\delta(d) = -1$	a f	-	-
3.3.482	Br_2Ti	78	0.7584	0.9370	C2DB	1TiBr2-1	OAI	$\delta(a) = -1$ $\delta(b) = 1$ $\delta(d) = 1$ $\delta(f) = 1$ $\eta(g) = 1$ $\zeta(g, h, i) = 3$	a f	-	-

TABLE S22: Stable (C2DB) obstructed atomic insulators

2D-TQC	Formula	LG	Gap	Direct Gap	Source	Source ID	Topology (SOC)	RSI	Occ. WP	Parent COD	Parent ICSD
3.3.494	Cl ₂ Ti	78	0.9049	1.1781	C2DB	1TiCl2-1	OAI	$\delta(a) = -1$ $\delta(b) = 1$ $\delta(d) = 1$ $\delta(f) = 1$ $\eta(g) = 1$ $\zeta(g, h, i) = 3$	<i>a</i> <i>f</i>	-	-
3.3.500	F ₂ Ti	78	1.2752	1.4554	C2DB	1TiF2-1	OAI	$\delta(a) = -1$ $\delta(b) = 1$ $\delta(d) = 1$ $\delta(f) = 1$ $\eta(g) = 1$ $\zeta(g, h, i) = 3$	<i>a</i> <i>f</i>	-	-
3.3.506	I ₂ Ti	78	0.6040	0.6317	C2DB	1TiI2-2	OAI	$\delta(a) = -1$ $\delta(b) = 1$ $\delta(d) = 1$ $\delta(f) = 1$ $\eta(g) = 1$ $\zeta(g, h, i) = 3$	<i>a</i> <i>f</i>	-	-
3.3.511	Li ₂ Ti	78	0.00	0.1832	C2DB	1TiLi2-1	OAI	$\delta(a) = -1$ $\delta(c) = 1$ $\delta(d) = 1$ $\delta(e) = 1$ $\delta(f) = 1$ $\eta(g) = 1$ $\zeta(g, h, i) = 1$	<i>a</i> <i>f</i>	-	-
3.3.520	O ₂ W	78	1.3422	1.6916	C2DB	1WO2-1	OAI	$\delta(a) = -1$ $\delta(b) = 1$ $\delta(d) = 1$ $\delta(f) = 1$ $\eta(g) = 1$ $\zeta(g, h, i) = 3$	<i>a</i> <i>f</i>	-	-
3.3.483	Br ₂ Zr	78	0.8273	1.4775	C2DB	1ZrBr2-1	OAI	$\delta(a) = -1$ $\delta(b) = 1$ $\delta(d) = 1$ $\delta(f) = 1$ $\eta(g) = 1$ $\zeta(g, h, i) = 3$	<i>a</i> <i>f</i>	-	-
3.3.495	Cl ₂ Zr	78	0.9886	1.5788	C2DB	1ZrCl2-1	OAI	$\delta(a) = -1$ $\delta(b) = 1$ $\delta(d) = 1$ $\delta(f) = 1$ $\eta(g) = 1$ $\zeta(g, h, i) = 3$	<i>a</i> <i>f</i>	1530902	-
3.3.507	I ₂ Zr	78	0.6987	1.2868	C2DB	1ZrI2-1	OAI	$\delta(a) = -1$ $\delta(b) = 1$ $\delta(d) = 1$ $\delta(f) = 1$ $\eta(g) = 1$ $\zeta(g, h, i) = 3$	<i>a</i> <i>f</i>	-	-
3.3.475	Al ₂ O ₂	78	1.3241	1.5436	C2DB	2AlO-1	OAI	$\delta(c) = 1$ $\delta(e) = 1$ $\zeta(g, h, i) = 2$	<i>e</i> <i>f</i>	-	-

TABLE S22: Stable (C2DB) obstructed atomic insulators

2D-TQC	Formula	LG	Gap	Direct Gap	Source	Source ID	Topology (SOC)	RSI	Occ. WP	Parent COD	Parent ICSD
3.3.477	Al ₂ Se ₂	78	1.9977	2.6459	C2DB	2AlSe-1	OAI	$\delta(c) = 1$ $\delta(e) = 1$ $\zeta(g, h, i) = 2$	e f	-	-
3.3.476	Al ₂ S ₂	78	2.0992	2.7358	C2DB	2AlS-1	OAI	$\delta(c) = 1$ $\delta(e) = 1$ $\zeta(g, h, i) = 2$	e f	-	-
3.3.478	Al ₂ Te ₂	78	1.7627	2.3599	C2DB	2AlTe-1	OAI	$\delta(c) = 1$ $\delta(e) = 1$ $\zeta(g, h, i) = 2$	e f	-	-
3.3.479	Bi ₂ O ₂	78	0.4493	1.0726	C2DB	2BiO-1	OAI	$\delta(c) = 1$ $\delta(e) = 1$ $\zeta(g, h, i) = 2$	e f	-	-
3.3.480	Bi ₂ S ₂	78	0.2790	0.4868	C2DB	2BiS-3	OAI	$\delta(a) = 1$ $\delta(e) = 1$ $\zeta(g, h, i) = 2$	e f	-	-
3.3.501	Fe ₂ O ₂	78	0.00	0.0094	C2DB	2FeO-5	OAI	$\delta(a) = 1$ $\delta(b) = 1$	e f	-	-
3.3.502	Ga ₂ O ₂	78	1.4797	2.0021	C2DB	2GaO-1	OAI	$\delta(c) = 1$ $\delta(e) = 1$ $\delta(f) = -1$ $\zeta(g, h, i) = 2$	e f	-	-
3.1.33	Ga ₂ Se ₂	78	0.6776	0.7315	C2DB	2GaSe-7	OAI	$\delta(c) = 1$ $\delta(d) = 1$ $\delta(f) = -1$ $\zeta(g, h, i) = 2$	d f	1530863	-
3.3.508	In ₂ O ₂	78	0.3707	1.1219	C2DB	2InO-2	OAI	$\delta(c) = 1$ $\delta(e) = 1$ $\delta(f) = -1$ $\zeta(g, h, i) = 2$	e f	-	-
3.3.509	In ₂ S ₂	78	1.6833	1.7684	C2DB	2InS-1	OAI	$\delta(c) = 1$ $\delta(e) = 1$ $\delta(f) = -1$ $\zeta(g, h, i) = 2$	e f	-	-
3.3.510	In ₂ Te ₂	78	1.2481	1.2565	C2DB	2InTe-1	OAI	$\delta(c) = 1$ $\delta(e) = 1$ $\delta(f) = -1$ $\zeta(g, h, i) = 2$	e f	-	-
3.3.518	Ni ₂ Te ₂	78	0.00	0.1134	C2DB	2NiTe-4	OAI	$\delta(c) = -1$ $\delta(e) = 1$ $\eta(g) = 1$ $\zeta(g, h, i) = 1$	e f	-	-
3.3.519	O ₂ Tl ₂	78	0.00	0.2656	C2DB	2OTl-2	OAI	$\delta(c) = 1$ $\delta(e) = 1$ $\delta(f) = -1$ $\zeta(g, h, i) = 2$	e f	-	-
3.3.523	Pt ₂ Te ₂	78	0.00	0.0321	C2DB	2PtTe-5	OAI	$\delta(d) = 1$ $\delta(e) = 1$	e f	-	-
3.3.524	Rh ₂ Se ₂	78	0.0656	0.5439	C2DB	2RhSe-3	OAI	$\delta(a) = 1$ $\delta(e) = 1$ $\zeta(g, h, i) = 2$	e f	-	-
3.3.525	S ₂ Tl ₂	78	0.6650	0.7439	C2DB	2STl-2	OAI	$\delta(c) = 1$ $\delta(e) = 1$ $\delta(f) = -1$ $\zeta(g, h, i) = 2$	e f	-	-

TABLE S22: Stable (C2DB) obstructed atomic insulators

2D-TQC	Formula	LG	Gap	Direct Gap	Source	Source ID	Topology (SOC)	RSI	Occ. WP	Parent COD	Parent ICSD
3.3.526	Se ₂ Tl ₂	78	0.4869	0.5507	C2DB	2SeTl-2	OAI	$\delta(c) = 1$ $\delta(e) = 1$ $\delta(f) = -1$ $\zeta(g, h, i) = 2$	<i>e</i> <i>f</i>	-	-
3.3.527	Se ₂ Zr ₂	78	0.0625	0.5520	C2DB	2SeZr-4	OAI	$\delta(a) = 1$ $\delta(b) = 1$ $\delta(e) = 1$ $\delta(f) = 1$	<i>e</i> <i>f</i>	-	-
3.3.528	Te ₂ Ti ₂	78	0.2375	0.3901	C2DB	2TeTi-4	OAI	$\delta(a) = 1$ $\delta(b) = 1$ $\delta(e) = 1$ $\delta(f) = 1$	<i>e</i> <i>f</i>	-	-
3.3.529	Te ₂ Tl ₂	78	0.3651	0.4098	C2DB	2TeTl-2	OAI	$\delta(c) = 1$ $\delta(e) = 1$ $\delta(f) = -1$ $\zeta(g, h, i) = 2$	<i>e</i> <i>f</i>	-	-
3.3.530	Te ₂ Zr ₂	78	0.4602	0.5274	C2DB	2TeZr-4	OAI	$\delta(a) = 1$ $\delta(b) = 1$ $\delta(e) = 1$ $\delta(f) = 1$	<i>e</i> <i>f</i>	-	-
3.3.532	Cl ₆ Mo ₂	79	0.5311	0.5311	C2DB	2MoCl3-3	OAI	$\delta(b) = 1$ $\eta(d) = 1$ $\zeta(d, f, g) = 3$	<i>b</i> <i>f</i>	-	-
3.3.534	F ₆ Mo ₂	79	1.7577	1.7577	C2DB	2MoF3-2	OAI	$\delta(b) = 1$ $\eta(d) = 1$ $\zeta(d, f, g) = 3$	<i>b</i> <i>f</i>	-	-
3.3.531	Br ₆ W ₂	79	0.2270	0.2270	C2DB	2WBr3-3	OAI	$\delta(b) = 1$ $\eta(d) = 1$ $\zeta(d, f, g) = 3$	<i>b</i> <i>f</i>	-	-
3.3.533	Cl ₆ W ₂	79	0.7426	0.7426	C2DB	2WCl3-3	OAI	$\delta(b) = 1$ $\eta(d) = 1$ $\zeta(d, f, g) = 3$	<i>b</i> <i>f</i>	-	-

E. Not-stable (C2DB)

TABLE S23: Not-stable (C2DB) obstructed atomic insulators

2D-TQC	Formula	LG	Gap	Direct Gap	Source	Source ID	Topology (SOC)	RSI	Occ. WP	Parent COD	Parent ICSD
3.4.1	CdS ₂	2	1.3877	1.3877	C2DB	1CdS2-1	OAI	$\delta(c) = 1$ $\delta(d) = 5$	d e	-	-
3.4.2	F ₂ Os ₂	10	0.00	0.0865	C2DB	2FOs-2	OAI	$\eta(a) = 1$	b	-	-
3.4.3	GaLiS ₄	14	0.6825	0.8498	C2DB	1GaLiS4-1	OAI	$\delta(a) = -5$ $\delta(b) = -1$ $\delta(c) = -1$ $\delta(d) = -1$	a d g h	-	-
3.4.4	H ₄ AlIn	14	0.7369	1.0837	C2DB	2AlInH4-1	OAI	$\delta(a) = -5$ $\delta(b) = -1$	a c g h	-	-
3.4.6	Fe ₂ S ₄	17	0.00	0.1668	C2DB	2FeS2-2	OAI	$\delta(a) = 1$ $\delta(b) = 3$	b c	-	-
3.4.5	Cl ₄ Cu ₄ F ₄ S ₄	17	1.0350	1.0900	C2DB	c21bb14d795c	OAI	$\delta(b) = -1$	c	-	-
3.4.7	H ₄ Ag ₄ Cl ₄ O ₄	17	0.3071	0.3071	C2DB	7a15511a86d5	OAI	$\delta(b) = -1$	c	-	-
3.4.18	O ₂ Sb ₂ Te	18	0.00	0.1773	C2DB	1TeO2Sb2-1	OAI	$\delta(a) = -1$ $\delta(b) = 1$ $\eta(d, e) = 1$	b e	-	-
3.4.11	CdS ₂	18	1.7377	1.7953	C2DB	2CdS2-1	OAI	$\delta(a) = -1$ $\delta(b) = -5$ $\eta(d, e) = 1$	b e	-	-
3.4.12	CdSe ₂	18	1.3606	1.3832	C2DB	2CdSe2-1	OAI	$\delta(a) = -1$ $\delta(b) = -5$ $\eta(d, e) = 1$	b e	-	-
3.4.13	CdTe ₂	18	1.0826	1.2259	C2DB	2CdTe2-1	OAI	$\delta(a) = -1$ $\delta(b) = -5$ $\eta(d, e) = 1$	b e	-	-
3.4.14	Cl ₂ Ir ₂	18	0.00	0.0692	C2DB	2ClIr-1	OAI	$\delta(c) = 1$ $\eta(d, e) = 1$	e	-	-
3.4.15	GeS ₂	18	0.2729	1.2561	C2DB	2GeS2-1	OAI	$\delta(a) = -1$ $\delta(b) = -6$	b e	-	-
3.4.16	GeSe ₂	18	0.00	0.9259	C2DB	2GeSe2-1	OAI	$\delta(a) = -1$ $\delta(b) = -6$	b e	-	-
3.4.17	GeTe ₂	18	0.00	0.3196	C2DB	2GeTe2-1	OAI	$\delta(a) = -1$ $\delta(b) = -6$	b e	-	-
3.4.19	P ₂ Se ₂	18	0.00	0.2001	C2DB	2PSe-1	OAI	$\delta(b) = -1$	e	-	-
3.4.20	S ₂ Sn	18	0.8864	1.3290	C2DB	2SnS2-1	OAI	$\delta(a) = -1$ $\delta(b) = -6$	b e	-	-
3.4.21	Se ₂ Sn	18	0.4778	0.9488	C2DB	2SnSe2-1	OAI	$\delta(a) = -1$ $\delta(b) = -6$	b e	-	-
3.4.8	As ₂ Te ₂	18	0.00	0.1621	C2DB	7e867ff7b0ea	OAI	$\delta(b) = -1$	e	-	-
3.4.9	Au ₂ Cl ₂	18	1.1131	1.1192	C2DB	a2e424ea817a	OAI	$\delta(c) = 1$	e	-	-
3.4.10	Cd ₂ Cl ₂	18	0.00	0.0094	C2DB	3eb64cfe1909	OAI	$\delta(a) = -1$	e	-	-
3.4.22	BaTe ₂	59	0.00	0.0149	C2DB	1BaTe2-1	OAI	$\delta(b) = 1$ $\eta(c, d, e) = 1$ $\zeta(c, d, e, f, g, h) = 1$	a e	-	-
3.4.28	CaS ₂	59	0.00	0.0013	C2DB	1CaS2-1	OAI	$\delta(b) = 1$ $\eta(c, d, e) = 1$ $\zeta(c, d, e, f, g, h) = 1$	a e	-	-

TABLE S23: Not-stable (C2DB) obstructed atomic insulators

2D-TQC	Formula	LG	Gap	Direct Gap	Source	Source ID	Topology (SOC)	RSI	Occ. WP	Parent COD	Parent ICSD
3.4.29	CaSe ₂	59	0.00	0.0032	C2DB	1CaSe2-1	OAI	$\delta(b) = 1$ $\eta(c, d, e) = 1$ $\zeta(c, d, e, f, g, h) = 1$	$\begin{matrix} a \\ e \end{matrix}$	-	-
3.4.30	CaTe ₂	59	0.00	0.0034	C2DB	1CaTe2-1	OAI	$\delta(b) = 1$ $\eta(c, d, e) = 1$ $\zeta(c, d, e, f, g, h) = 1$	$\begin{matrix} a \\ e \end{matrix}$	-	-
3.4.39	H ₂ Fe	59	0.00	0.0315	C2DB	1FeH2-2	OAI	$\delta(b) = 1$ $\zeta(c, d, e, f, g, h) = 2$	$\begin{matrix} a \\ e \end{matrix}$	-	-
3.4.40	H ₂ Ge	59	0.00	0.0189	C2DB	1GeH2-1	OAI	$\delta(a) = -1$ $\delta(b) = -1$ $\eta(c, d, e) = 1$ $\zeta(c, d, e, f, g, h) = 1$	$\begin{matrix} a \\ e \end{matrix}$	-	-
3.4.23	Br ₂ Hf	59	0.00	0.0266	C2DB	1HfBr2-3	OAI	$\delta(a) = -1$ $\delta(b) = 1$ $\zeta(c, d, e, f, g, h) = 2$	$\begin{matrix} a \\ e \end{matrix}$	-	-
3.4.31	Cl ₂ Hf	59	0.00	0.0030	C2DB	1HfCl2-3	OAI	$\delta(a) = -1$ $\delta(b) = 1$ $\zeta(c, d, e, f, g, h) = 2$	$\begin{matrix} a \\ e \end{matrix}$	-	-
3.4.35	F ₂ Hf	59	0.00	0.0098	C2DB	1HfF2-3	OAI	$\delta(a) = -1$ $\delta(b) = 1$ $\zeta(c, d, e, f, g, h) = 2$	$\begin{matrix} a \\ e \end{matrix}$	-	-
3.4.46	HfI ₂	59	0.00	0.0125	C2DB	1HfI2-3	OAI	$\delta(a) = -1$ $\delta(b) = 1$ $\zeta(c, d, e, f, g, h) = 2$	$\begin{matrix} a \\ e \end{matrix}$	-	-
3.4.24	Br ₂ Mo	59	0.00	0.0072	C2DB	1MoBr2-2	OAI	$\delta(a) = -1$ $\delta(b) = 1$ $\eta(c, d, e) = 1$ $\zeta(c, d, e, f, g, h) = 3$	$\begin{matrix} a \\ e \end{matrix}$	-	-
3.4.32	Cl ₂ Mo	59	0.00	0.0010	C2DB	1MoCl2-2	OAI	$\delta(a) = -1$ $\delta(b) = 1$ $\eta(c, d, e) = 1$ $\zeta(c, d, e, f, g, h) = 3$	$\begin{matrix} a \\ e \end{matrix}$	-	-

TABLE S23: Not-stable (C2DB) obstructed atomic insulators

2D-TQC	Formula	LG	Gap	Direct Gap	Source	Source ID	Topology (SOC)	RSI	Occ. WP	Parent COD	Parent ICSD
3.4.50	MoO ₂	59	0.00	0.0045	C2DB	1MoO2-3	OAI	$\delta(b) = -1$ $\eta(c,d,e) = 1$ $\zeta(c,d, e, f, g, h) = 3$	$\begin{matrix} a \\ e \end{matrix}$	-	-
3.4.41	H ₂ Ni	59	0.00	0.0251	C2DB	1NiH2-2	OAI	$\delta(a) = -1$ $\delta(b) = 1$ $\eta(c,d,e) = 1$ $\zeta(c,d, e, f, g, h) = 3$	$\begin{matrix} a \\ e \end{matrix}$	-	-
3.4.36	F ₂ Os	59	0.00	0.1071	C2DB	1OsF2-1	OAI	$\delta(b) = 1$ $\eta(c,d,e) = 1$ $\zeta(c,d, e, f, g, h) = 1$	$\begin{matrix} a \\ e \end{matrix}$	-	-
3.4.51	O ₂ Os	59	0.00	0.0478	C2DB	1OsO2-2	OAI	$\delta(a) = -1$ $\delta(b) = 1$ $\eta(c,d,e) = 1$ $\zeta(c,d, e, f, g, h) = 1$	$\begin{matrix} a \\ e \end{matrix}$	-	-
3.4.54	OsS ₂	59	0.00	0.0179	C2DB	1OsS2-3	OAI	$\delta(a) = -1$ $\delta(b) = 1$ $\eta(c,d,e) = 1$ $\zeta(c,d, e, f, g, h) = 1$	$\begin{matrix} a \\ e \end{matrix}$	-	-
3.4.55	OsSe ₂	59	0.00	0.0293	C2DB	1OsSe2-3	OAI	$\delta(a) = -1$ $\delta(b) = 1$ $\eta(c,d,e) = 1$ $\zeta(c,d, e, f, g, h) = 1$	$\begin{matrix} a \\ e \end{matrix}$	-	-
3.4.56	OsTe ₂	59	0.00	0.1441	C2DB	1OsTe2-3	OAI	$\delta(a) = -1$ $\delta(b) = 1$ $\eta(c,d,e) = 1$ $\zeta(c,d, e, f, g, h) = 1$	$\begin{matrix} a \\ e \end{matrix}$	-	-
3.4.42	H ₂ Pb	59	0.00	0.0970	C2DB	1PbH2-1	OAI	$\delta(a) = -1$ $\delta(b) = -1$ $\eta(c,d,e) = 1$ $\zeta(c,d, e, f, g, h) = 1$	$\begin{matrix} a \\ e \end{matrix}$	-	-
3.4.25	Br ₂ Pd	59	0.00	0.0151	C2DB	1PdBr2-2	OAI	$\delta(a) = -1$ $\delta(b) = -1$ $\eta(c,d,e) = 1$ $\zeta(c,d, e, f, g, h) = 3$	$\begin{matrix} a \\ e \end{matrix}$	-	-

TABLE S23: Not-stable (C2DB) obstructed atomic insulators

2D-TQC	Formula	LG	Gap	Direct Gap	Source	Source ID	Topology (SOC)	RSI	Occ. WP	Parent COD	Parent ICSD
3.4.43	H ₂ Pd	59	0.00	0.0490	C2DB	1PdH2-2	OAI	$\delta(a) = -1$ $\delta(b) = 1$ $\eta(c,d,e) = 1$ $\zeta(c,d, e, f, g, h) = 3$	$\begin{matrix} a \\ e \end{matrix}$	-	-
3.4.47	I ₂ Pd	59	0.00	0.0019	C2DB	1PdI2-2	OAI	$\delta(a) = -1$ $\delta(b) = -1$ $\eta(c,d,e) = 1$ $\zeta(c,d, e, f, g, h) = 3$	$\begin{matrix} a \\ e \end{matrix}$	-	-
3.4.48	I ₂ Pt	59	0.00	0.0306	C2DB	1PtI2-1	OAI	$\delta(a) = -1$ $\delta(b) = -1$ $\eta(c,d,e) = 1$ $\zeta(c,d, e, f, g, h) = 3$	$\begin{matrix} a \\ e \end{matrix}$	-	-
3.4.57	RuTe ₂	59	0.00	0.0281	C2DB	1RuTe2-3	OAI	$\delta(a) = -2$ $\delta(b) = 1$ $\eta(c,d,e) = 1$ $\zeta(c,d, e, f, g, h) = 3$	$\begin{matrix} a \\ e \end{matrix}$	-	-
3.4.44	H ₂ Si	59	0.00	0.0169	C2DB	1SiH2-1	OAI	$\delta(b) = -1$ $\zeta(c,d, e, f, g, h) = 2$	$\begin{matrix} a \\ e \end{matrix}$	-	-
3.4.45	H ₂ Sn	59	0.00	0.0194	C2DB	1SnH2-1	OAI	$\delta(a) = -1$ $\delta(b) = -1$ $\eta(c,d,e) = 1$ $\zeta(c,d, e, f, g, h) = 1$	$\begin{matrix} a \\ e \end{matrix}$	-	-
3.4.59	Se ₂ Sr	59	0.00	0.0115	C2DB	1SrSe2-1	OAI	$\delta(b) = 1$ $\eta(c,d,e) = 1$ $\zeta(c,d, e, f, g, h) = 1$	$\begin{matrix} a \\ e \end{matrix}$	-	-
3.4.61	SrTe ₂	59	0.00	0.0023	C2DB	1SrTe2-1	OAI	$\delta(b) = 1$ $\eta(c,d,e) = 1$ $\zeta(c,d, e, f, g, h) = 1$	$\begin{matrix} a \\ e \end{matrix}$	-	-
3.4.37	F ₂ Ti	59	0.00	0.0155	C2DB	1TiF2-3	OAI	$\delta(b) = 1$ $\zeta(c,d, e, f, g, h) = 2$	$\begin{matrix} a \\ e \end{matrix}$	-	-
3.4.26	Br ₂ W	59	0.00	0.0593	C2DB	1WBr2-2	OAI	$\delta(a) = -1$ $\delta(b) = 1$ $\eta(c,d,e) = 1$ $\zeta(c,d, e, f, g, h) = 3$	$\begin{matrix} a \\ e \end{matrix}$	-	-

TABLE S23: Not-stable (C2DB) obstructed atomic insulators

2D-TQC	Formula	LG	Gap	Direct Gap	Source	Source ID	Topology (SOC)	RSI	Occ. WP	Parent COD	Parent ICSD
3.4.33	Cl ₂ W	59	0.00	0.0122	C2DB	1WC12-3	OAI	$\delta(a) = -1$ $\delta(b) = 1$ $\eta(c, d, e) = 1$ $\zeta(c, d, e, f, g, h) = 3$	$\begin{matrix} a \\ e \end{matrix}$	-	-
3.4.49	I ₂ W	59	0.00	0.0649	C2DB	1WI2-2	OAI	$\delta(a) = -1$ $\delta(b) = 1$ $\eta(c, d, e) = 1$ $\zeta(c, d, e, f, g, h) = 3$	$\begin{matrix} a \\ e \end{matrix}$	-	-
3.4.52	O ₂ W	59	0.00	0.0964	C2DB	1WO2-3	OAI	$\delta(b) = -1$ $\eta(c, d, e) = 1$ $\zeta(c, d, e, f, g, h) = 3$	$\begin{matrix} a \\ e \end{matrix}$	-	-
3.4.58	S ₂ W	59	0.00	0.0404	C2DB	1WS2-3	OAI	$\delta(b) = 1$ $\zeta(c, d, e, f, g, h) = 2$	$\begin{matrix} a \\ e \end{matrix}$	-	-
3.4.60	Se ₂ W	59	0.00	0.0326	C2DB	1WSe2-3	OAI	$\delta(b) = 1$ $\zeta(c, d, e, f, g, h) = 2$	$\begin{matrix} a \\ e \end{matrix}$	-	-
3.4.62	Te ₂ W	59	0.00	0.0124	C2DB	1WTe2-3	OAI	$\delta(b) = 1$ $\zeta(c, d, e, f, g, h) = 2$	$\begin{matrix} a \\ e \end{matrix}$	-	-
3.4.27	Br ₂ Zr	59	0.00	0.0270	C2DB	1ZrBr2-3	OAI	$\delta(b) = 1$ $\zeta(c, d, e, f, g, h) = 2$	$\begin{matrix} a \\ e \end{matrix}$	-	-
3.4.34	Cl ₂ Zr	59	0.00	0.0284	C2DB	1ZrCl2-3	OAI	$\delta(b) = 1$ $\zeta(c, d, e, f, g, h) = 2$	$\begin{matrix} a \\ e \end{matrix}$	-	-
3.4.38	F ₂ Zr	59	0.00	0.0141	C2DB	1ZrF2-3	OAI	$\delta(b) = 1$ $\zeta(c, d, e, f, g, h) = 2$	$\begin{matrix} a \\ e \end{matrix}$	-	-
3.4.53	Os ₂ Te ₂	59	0.00	0.0021	C2DB	2OsTe-3	OAI	$\delta(a) = -1$ $\delta(b) = 1$ $\eta(c, d, e) = 1$ $\zeta(c, d, e, f, g, h) = 3$	$\begin{matrix} d \\ e \end{matrix}$	-	-
3.4.63	Fe ₂ O ₂	61	0.00	0.0032	C2DB	2FeO-6	OAI	$\delta(a) = -1$ $\delta(b) = 1$ $\delta(c) = -3$ $\delta(e) = 2$	$\begin{matrix} c \\ e \end{matrix}$	-	-
3.4.64	Fe ₂ O ₂	64	0.00	0.2859	C2DB	2FeO-7	OAI	$\delta(b) = 1$ $\delta(c) = -1$	$\begin{matrix} a \\ b \end{matrix}$	-	-
3.4.65	H ₆ HfNi	67	0.00	0.0718	C2DB	1HfNiH6-1	OAI	$\delta(b, e) = 1$ $\eta(b) = 1$	$\begin{matrix} a \\ c \\ h \end{matrix}$	-	-

TABLE S23: Not-stable (C2DB) obstructed atomic insulators

2D-TQC	Formula	LG	Gap	Direct Gap	Source	Source ID	Topology (SOC)	RSI	Occ. WP	Parent COD	Parent ICSD
3.4.66	H ₆ NiZr	67	0.0458	0.0465	C2DB	1NiZrH6-2	OAI	$\delta(c, f) = 1$ $\delta(b, e) = 1$ $\eta(b) = 1$ $\eta(c) = 1$	$\begin{matrix} a \\ c \\ h \end{matrix}$	-	-
3.4.67	AgO ₂ V	69	0.00	0.1451	C2DB	1AgVO2-1	OAI	$\delta(a) = 2$ $\delta(c) = 1$ $\eta(d) = 1$	$\begin{matrix} a \\ b \end{matrix}$	-	-
3.4.68	AgSe ₂ V	69	0.00	0.0312	C2DB	1AgVSe2-1	OAI	$\delta(a) = 2$ $\delta(c) = 1$ $\eta(d) = 1$	$\begin{matrix} a \\ b \end{matrix}$	-	-
3.4.69	AgTe ₂ V	69	0.00	0.2137	C2DB	1AgVTe2-1	OAI	$\delta(a) = 2$ $\delta(c) = 1$ $\eta(d) = 1$	$\begin{matrix} a \\ b \end{matrix}$	-	-
3.4.70	AsBiHf	69	0.00	0.0259	C2DB	1AsBiHf-2	OAI	$\delta(a) = 1$ $\delta(b) = 1$ $\delta(c) = 1$	$\begin{matrix} a \\ c \end{matrix}$	-	-
3.4.71	AsBiTi	69	0.00	0.0566	C2DB	1AsBiTi-2	OAI	$\delta(a) = 2$ $\delta(b) = 1$ $\delta(c) = 1$	$\begin{matrix} a \\ c \end{matrix}$	-	-
3.4.72	AsBiZr	69	0.00	0.0584	C2DB	1AsBiZr-2	OAI	$\delta(a) = 2$ $\delta(b) = 1$ $\delta(c) = 1$	$\begin{matrix} a \\ c \end{matrix}$	-	-
3.4.73	AsHfSb	69	0.00	0.0309	C2DB	1AsHfSb-2	OAI	$\delta(a) = 1$ $\delta(b) = 1$ $\delta(c) = 2$	$\begin{matrix} a \\ c \end{matrix}$	-	-
3.4.74	AsMoP	69	0.00	0.0125	C2DB	1AsMoP-1	OAI	$\delta(a) = 2$ $\delta(b) = 1$ $\delta(c) = 3$	$\begin{matrix} a \\ c \end{matrix}$	-	-
3.4.75	AsPW	69	0.00	0.0155	C2DB	1AsPW-1	OAI	$\delta(a) = 2$ $\delta(b) = 1$ $\delta(c) = 3$	$\begin{matrix} a \\ c \end{matrix}$	-	-
3.4.76	AsSbTi	69	0.00	0.0279	C2DB	1AsSbTi-2	OAI	$\delta(a) = 2$ $\delta(b) = 1$ $\delta(c) = 2$	$\begin{matrix} a \\ c \end{matrix}$	-	-
3.4.77	AsSbZr	69	0.00	0.0545	C2DB	1AsSbZr-2	OAI	$\delta(a) = 2$ $\delta(b) = 1$ $\delta(c) = 2$	$\begin{matrix} a \\ c \end{matrix}$	-	-
3.4.78	AuTe ₂ V	69	0.00	0.0147	C2DB	1AuVTe2-1	OAI	$\delta(a) = 3$ $\delta(b) = 1$ $\delta(c) = 2$	$\begin{matrix} a \\ b \end{matrix}$	-	-
3.4.79	BiHfP	69	0.00	0.0604	C2DB	1BiHfP-1	OAI	$\delta(a) = 1$ $\delta(b) = 1$ $\delta(c) = 1$	$\begin{matrix} a \\ c \end{matrix}$	-	-
3.4.80	BiMoSb	69	0.00	0.1211	C2DB	1BiMoSb-2	OAI	$\delta(a) = 2$ $\delta(b) = 1$ $\delta(c) = 2$	$\begin{matrix} a \\ c \end{matrix}$	-	-
3.4.81	BiPTi	69	0.00	0.0442	C2DB	1BiPTi-1	OAI	$\delta(a) = 2$ $\delta(b) = 1$ $\delta(c) = 1$	$\begin{matrix} a \\ c \end{matrix}$	-	-
3.4.82	BiPZr	69	0.00	0.0237	C2DB	1BiPZr-1	OAI	$\delta(a) = 2$ $\delta(b) = 1$ $\delta(c) = 1$	$\begin{matrix} a \\ c \end{matrix}$	-	-
3.4.83	BiSbW	69	0.00	0.0784	C2DB	1BiSbW-2	OAI	$\delta(a) = 2$ $\delta(b) = 1$ $\delta(c) = 2$	$\begin{matrix} a \\ c \end{matrix}$	-	-

TABLE S23: Not-stable (C2DB) obstructed atomic insulators

2D-TQC	Formula	LG	Gap	Direct Gap	Source	Source ID	Topology (SOC)	RSI	Occ. WP	Parent COD	Parent ICSD
3.4.84	BiTl	69	0.5539	0.6277	C2DB	1BiTl-1	OAI	$\delta(b) = 1$ $\delta(c) = 1$	a c	-	-
3.4.86	BrClMo	69	0.00	0.0613	C2DB	1BrClMo-2	OAI	$\delta(a) = 2$ $\delta(b) = 1$ $\delta(c) = 2$ $\eta(d) = 1$	a c	-	-
3.4.87	BrClW	69	0.00	0.1675	C2DB	1BrClW-3	OAI	$\delta(b) = 1$ $\delta(c) = 1$	a c	-	-
3.4.88	BrFHf	69	1.0944	1.8843	C2DB	1BrFHf-1	OAI	$\delta(b) = 1$ $\delta(c) = 2$ $\eta(d) = 1$	a c	-	-
3.4.89	BrFTi	69	1.0299	1.2204	C2DB	1BrFTi-1	OAI	$\delta(a) = 1$ $\delta(b) = 1$ $\delta(c) = 2$ $\eta(d) = 1$	a c	-	-
3.4.90	BrFZr	69	1.1627	1.7425	C2DB	1BrFZr-1	OAI	$\delta(a) = 1$ $\delta(b) = 1$ $\delta(c) = 2$ $\eta(d) = 1$	a c	-	-
3.4.91	BrFeMnO	69	0.00	0.0040	C2DB	1BrFeMnO-1	OAI	$\delta(b) = 1$ $\delta(c) = 1$ $\eta(d) = 1$	a b	-	-
3.4.92	BrGaTeTi	69	0.00	0.0178	C2DB	1BrGaTeTi-1	OAI	$\delta(a) = 1$ $\delta(b) = 1$ $\delta(c) = 2$ $\eta(d) = 1$	b c	-	-
3.4.93	BrIW	69	0.00	0.0077	C2DB	1BrIW-2	OAI	$\delta(a) = 1$ $\delta(b) = 2$ $\delta(c) = 2$ $\eta(d) = 1$	a c	-	-
3.4.94	BrMnSb ₂	69	0.00	0.0025	C2DB	1BrMnSb ₂ -1	OAI	$\delta(a) = 2$ $\delta(c) = 1$	a b	-	-
3.4.95	BrY	69	0.00	0.1353	C2DB	1BrY-1	OAI	$\delta(a) = 1$ $\delta(b) = 1$ $\delta(c) = 1$	a c	-	-
3.4.96	CdPdSe ₂	69	0.00	0.0315	C2DB	1CdPdSe ₂ -1	OAI	$\delta(b) = 1$ $\delta(c) = 1$ $\eta(d) = 1$	a b	-	-
3.4.99	ClFHf	69	1.1838	2.0784	C2DB	1ClFHf-1	OAI	$\delta(b) = 1$ $\delta(c) = 2$ $\eta(d) = 1$	a c	-	-
3.4.100	ClIMo	69	0.00	0.0873	C2DB	1ClIMo-2	OAI	$\delta(a) = 2$ $\delta(b) = 1$ $\delta(c) = 2$ $\eta(d) = 1$	a c	-	-
3.4.101	ClIW	69	0.00	0.0317	C2DB	1ClIW-2	OAI	$\delta(a) = 1$ $\delta(b) = 2$ $\delta(c) = 2$ $\eta(d) = 1$	a c	-	-
3.4.102	ClSeTiV	69	0.00	0.0057	C2DB	1ClSeTiV-1	OAI	$\delta(a) = 1$ $\delta(b) = 1$ $\delta(c) = 2$ $\eta(d) = 1$	a c	-	-

TABLE S23: Not-stable (C2DB) obstructed atomic insulators

2D-TQC	Formula	LG	Gap	Direct Gap	Source	Source ID	Topology (SOC)	RSI	Occ. WP	Parent COD	Parent ICSD
3.4.103	CuO ₂ V	69	0.00	0.2012	C2DB	1CuVO2-1	OAI	$\delta(a) = 2$ $\delta(c) = 1$ $\eta(d) = 1$	<i>a</i> <i>b</i>	-	-
3.4.104	CuS ₂ V	69	0.1355	0.4306	C2DB	1CuVS2-1	OAI	$\delta(a) = 2$ $\delta(c) = 1$ $\eta(d) = 1$	<i>a</i> <i>b</i>	-	-
3.4.105	CuSe ₂ V	69	0.1063	0.3798	C2DB	1CuVSe2-1	OAI	$\delta(a) = 2$ $\delta(c) = 1$ $\eta(d) = 1$	<i>a</i> <i>b</i>	-	-
3.4.106	CuTe ₂ V	69	0.00	0.3193	C2DB	1CuVTe2-1	OAI	$\delta(a) = 2$ $\delta(c) = 1$ $\eta(d) = 1$	<i>a</i> <i>b</i>	-	-
3.4.107	FHfI	69	0.9640	1.5639	C2DB	1FHfI-1	OAI	$\delta(b) = 1$ $\delta(c) = 2$ $\eta(d) = 1$	<i>a</i> <i>c</i>	-	-
3.4.108	FITi	69	0.8704	0.9555	C2DB	1FITi-1	OAI	$\delta(a) = 1$ $\delta(b) = 1$ $\delta(c) = 2$ $\eta(d) = 1$	<i>a</i> <i>c</i>	-	-
3.4.109	FIZr	69	1.0669	1.5160	C2DB	1FIZr-1	OAI	$\delta(a) = 1$ $\delta(b) = 1$ $\delta(c) = 2$ $\eta(d) = 1$	<i>a</i> <i>c</i>	-	-
3.4.111	FeSTe	69	0.00	0.0144	C2DB	1FeSTe-1	OAI	$\delta(a) = 2$ $\delta(b) = 1$ $\delta(c) = 1$	<i>a</i> <i>c</i>	-	-
3.4.110	FeI ₂ Zn	69	0.00	0.0118	C2DB	1FeZnI2-1	OAI	$\delta(b) = 1$ $\delta(c) = 1$ $\eta(d) = 1$	<i>a</i> <i>c</i>	-	-
3.4.112	GaIRuSe	69	0.00	0.5151	C2DB	1GaIRuSe-1	OAI	$\delta(b) = 1$ $\delta(c) = 1$	<i>a</i> <i>b</i>	-	-
3.4.113	GePdS ₂	69	0.00	0.0381	C2DB	1GePdS2-1	OAI	$\delta(a) = 2$ $\delta(b) = 1$ $\eta(d) = 1$	<i>a</i> <i>c</i>	-	-
3.4.114	HfPSb	69	0.00	0.0206	C2DB	1HfPSb-1	OAI	$\delta(a) = 1$ $\delta(b) = 1$ $\delta(c) = 2$	<i>a</i> <i>c</i>	-	-
3.4.115	INbSnTe	69	0.00	0.0086	C2DB	1INbSnTe-1	OAI	$\delta(a) = 1$ $\delta(b) = 1$	<i>a</i> <i>c</i>	-	-
3.4.116	IrMnTe ₂	69	0.00	0.0691	C2DB	1IrMnTe2-1	OAI	$\delta(a) = 1$ $\delta(b) = 1$ $\eta(d) = 1$	<i>a</i> <i>c</i>	-	-
3.4.117	LiRhS ₂	69	0.00	0.1276	C2DB	1LiRhS2-1	OAI	$\delta(a) = 1$ $\delta(b) = 2$	<i>b</i> <i>c</i>	-	-
3.4.97	Cl ₂ MnY	69	0.2890	0.2975	C2DB	1MnYCl2-1	OAI	$\delta(a) = 2$ $\delta(b) = 1$ $\delta(c) = 1$ $\eta(d) = 1$	<i>a</i> <i>b</i>	-	-
3.4.85	Br ₂ NiZn	69	0.00	0.0584	C2DB	1NiZnBr2-1	OAI	$\delta(a) = 1$ $\delta(b) = 1$ $\delta(c) = 1$ $\eta(d) = 1$	<i>a</i> <i>b</i>	-	-
3.4.118	NiSe ₂ Zn	69	0.00	0.0462	C2DB	1NiZnSe2-1	OAI	$\delta(b) = 1$ $\delta(c) = 1$ $\eta(d) = 1$	<i>a</i> <i>b</i>	-	-

TABLE S23: Not-stable (C2DB) obstructed atomic insulators

2D-TQC	Formula	LG	Gap	Direct Gap	Source	Source ID	Topology (SOC)	RSI	Occ. WP	Parent COD	Parent ICSD
3.4.119	PSbTi	69	0.00	0.0240	C2DB	1PSbTi-1	OAI	$\delta(a) = 2$ $\delta(b) = 1$ $\delta(c) = 2$	a c	-	-
3.4.120	PSbW	69	0.00	0.0005	C2DB	1PSbW-1	OAI	$\delta(a) = 2$ $\delta(b) = 1$ $\delta(c) = 3$	a c	-	-
3.4.121	PSbZr	69	0.00	0.0435	C2DB	1PSbZr-1	OAI	$\delta(a) = 2$ $\delta(b) = 1$ $\delta(c) = 2$	a c	-	-
3.4.98	Cl ₂ ZnZr	69	0.6972	0.6995	C2DB	1ZnZrCl2-1	OAI	$\delta(a) = 1$ $\delta(b) = 1$ $\delta(c) = 2$ $\eta(d) = 1$	a c	-	-
3.4.136	CH ₂ Fe ₂	72	0.00	0.0376	C2DB	1CFe2H2-1	OAI	$\delta(b) = 1$ $\delta(d) = -1$	a c	-	-
3.4.175	Te ₂ W	72	0.00	0.1382	C2DB	1WTe2-2	OAI	$\delta(c) = 2$ $\delta(d) = -1$	a c	-	-
3.4.122	Ag ₂ Te ₂	72	0.00	0.0108	C2DB	2AgTe-6	OAI	$\delta(a) = 1$ $\delta(b) = 1$ $\delta(c) = 1$	b c	-	-
3.4.123	Ag ₂	72	0.00	0.0553	C2DB	2Ag-1	OAI	$\delta(a) = -1$	c	1528977	-
3.4.124	Al ₂ O ₂	72	1.1789	1.8266	C2DB	2AlO-2	OAI	$\delta(a) = -1$ $\delta(b) = 1$ $\delta(c) = 1$ $\eta(e, f) = 1$	b c	-	-
3.4.125	As ₂ Se ₂	72	0.00	0.1357	C2DB	2AsSe-1	OAI	$\delta(a) = -1$ $\delta(b) = 1$ $\delta(c) = 2$ $\eta(e, f) = 1$	c	-	-
3.4.126	Au ₂ Se ₂	72	0.00	0.0093	C2DB	2AuSe-5	OAI	$\delta(a) = 1$ $\delta(b) = -2$ $\delta(c) = 1$ $\eta(e, f) = 1$	b c	-	-
3.4.127	Au ₂ Te ₂	72	0.00	0.0075	C2DB	2AuTe-6	OAI	$\delta(a) = 1$ $\delta(b) = 1$ $\delta(c) = 1$	b c	-	-
3.1.13	Bi ₂ Se ₂	72	0.3783	0.4458	C2DB	2BiSe-1	OAI	$\delta(a) = -1$ $\delta(b) = 1$ $\delta(c) = 1$ $\eta(e, f) = 1$	b c	-	-
3.4.128	Bi ₂ S ₂	72	0.4364	0.5849	C2DB	2BiS-2	OAI	$\delta(a) = -1$ $\delta(b) = 1$ $\delta(c) = 1$ $\eta(e, f) = 1$	c	-	-
3.4.129	Bi ₂ Te ₂	72	0.3701	0.3701	C2DB	2BiTe-1	OAI	$\delta(a) = -1$ $\delta(b) = 1$ $\delta(c) = 1$ $\eta(e, f) = 1$	b c	-	-
3.4.130	Bi ₂ Te ₂	72	0.0685	0.2824	C2DB	2BiTe-2	OAI	$\delta(a) = -1$ $\delta(b) = 1$ $\delta(c) = 1$ $\eta(e, f) = 1$	c	-	-
3.4.131	Br ₂ Ir ₂	72	0.00	0.2748	C2DB	2BrIr-1	OAI	$\delta(b) = 1$ $\delta(c) = 1$	c	-	-

TABLE S23: Not-stable (C2DB) obstructed atomic insulators

2D-TQC	Formula	LG	Gap	Direct Gap	Source	Source ID	Topology (SOC)	RSI	Occ. WP	Parent COD	Parent ICSD
3.4.132	Br ₂ Mn ₂	72	0.00	0.0049	C2DB	2BrMn-1	OAI	$\delta(a) = 1$ $\delta(b) = 1$ $\delta(c) = 1$ $\delta(d) = -1$ $\eta(e, f) = 1$	<i>c</i>	-	-
3.4.133	Br ₂ Pd ₂	72	0.00	0.0050	C2DB	2BrPd-2	OAI	$\delta(a) = 1$ $\delta(b) = -1$ $\eta(e, f) = 1$	<i>c</i>	-	-
3.4.134	Br ₂ Pt ₂	72	0.00	0.0900	C2DB	2BrPt-2	OAI	$\delta(a) = 1$ $\delta(b) = 1$ $\delta(c) = 1$	<i>c</i>	-	-
3.4.135	C ₂ Cl ₂	72	1.4748	1.4748	C2DB	2CCl-1	OAI	$\delta(c) = 1$ $\delta(d) = -1$	<i>c</i>	-	-
3.4.137	Cl ₂ Mn ₂	72	0.00	0.0039	C2DB	2ClMn-1	OAI	$\delta(a) = 1$ $\delta(b) = 1$ $\delta(c) = 1$ $\delta(d) = -1$ $\eta(e, f) = 1$	<i>c</i>	-	-
3.4.138	Cl ₂ Pd ₂	72	0.00	0.0301	C2DB	2ClPd-2	OAI	$\delta(a) = 1$ $\delta(b) = -1$ $\eta(e, f) = 1$	<i>c</i>	-	-
3.4.139	Cl ₂ Pt ₂	72	0.00	0.0159	C2DB	2ClPt-2	OAI	$\delta(a) = 1$ $\delta(b) = 1$ $\delta(c) = 1$	<i>c</i>	-	-
3.4.140	Co ₂ O ₂	72	0.00	0.0084	C2DB	2CoO-1	OAI	$\delta(a) = -1$ $\delta(b) = 1$ $\delta(c) = 1$	<i>c</i>	-	-
3.4.141	Cr ₂ I ₂	72	0.00	0.0217	C2DB	2CrI-1	OAI	$\delta(a) = -1$ $\delta(c) = 1$ $\eta(e, f) = 1$	<i>c</i>	-	-
3.4.142	Cu ₂ Se ₂	72	0.00	0.0157	C2DB	2CuSe-6	OAI	$\delta(a) = 1$ $\delta(c) = 2$	<i>b</i> <i>c</i>	-	-
3.4.143	Cu ₂ Te ₂	72	0.00	0.0087	C2DB	2CuTe-6	OAI	$\delta(a) = 1$ $\delta(c) = 2$	<i>b</i> <i>c</i>	-	-
3.4.144	Ga ₂ Se ₂	72	0.00	0.0974	C2DB	2GaSe-5	OAI	$\delta(a) = -1$ $\delta(c) = 1$ $\eta(e, f) = 1$	<i>c</i>	-	-
3.4.145	Ga ₂ Te ₂	72	0.00	0.0354	C2DB	2GaTe-5	OAI	$\delta(a) = -1$ $\delta(c) = 1$ $\eta(e, f) = 1$	<i>c</i>	-	-
3.4.146	H ₂ Hf ₂	72	0.00	0.1373	C2DB	2HHf-1	OAI	$\delta(a) = -1$ $\delta(b) = 1$ $\delta(c) = 2$ $\eta(e, f) = 1$	<i>c</i>	-	-
3.4.147	H ₂ Mo ₂	72	0.00	0.0054	C2DB	2HMo-1	OAI	$\delta(a) = 1$ $\delta(b) = 2$ $\delta(c) = 2$ $\eta(e, f) = 1$	<i>c</i>	-	-
3.4.148	H ₂ Os ₂	72	0.00	0.0817	C2DB	2HOs-2	OAI	$\delta(a) = -1$ $\delta(b) = 1$ $\delta(c) = 1$ $\eta(e, f) = 1$	<i>c</i>	-	-
3.4.149	H ₂ Re ₂	72	0.00	0.0344	C2DB	2HRe-1	OAI	$\delta(b) = 1$ $\eta(e, f) = 1$	<i>c</i>	-	-

TABLE S23: Not-stable (C2DB) obstructed atomic insulators

2D-TQC	Formula	LG	Gap	Direct Gap	Source	Source ID	Topology (SOC)	RSI	Occ. WP	Parent COD	Parent ICSD
3.4.150	H ₂ Ti ₂	72	0.00	0.1298	C2DB	2HTi-1	OAI	$\delta(a) = -1$ $\delta(b) = 1$ $\delta(c) = 3$ $\eta(e, f) = 1$	<i>c</i>	-	-
3.4.151	H ₂ Zr ₂	72	0.00	0.1027	C2DB	2HZr-1	OAI	$\delta(a) = -1$ $\delta(b) = 1$ $\delta(c) = 3$ $\eta(e, f) = 1$	<i>c</i>	-	-
3.4.152	I ₂ Ir ₂	72	0.00	0.1616	C2DB	2IIr-1	OAI	$\delta(b) = 1$ $\delta(c) = 1$	<i>c</i>	-	-
3.4.153	I ₂ Os ₂	72	0.00	0.0460	C2DB	2IOs-1	OAI	$\delta(a) = -1$ $\delta(b) = 1$ $\delta(c) = 1$	<i>c</i>	-	-
3.4.154	I ₂ Pt ₂	72	0.00	0.1009	C2DB	2IPt-3	OAI	$\delta(a) = 1$ $\delta(b) = 1$ $\delta(c) = 1$	<i>c</i>	-	-
3.4.155	In ₂ O ₂	72	0.3469	1.0668	C2DB	2InO-1	OAI	$\delta(a) = -1$ $\delta(c) = 1$ $\eta(e, f) = 1$	<i>b</i> <i>c</i>	-	-
3.4.157	Ir ₂ Te ₂	72	0.00	0.3022	C2DB	2IrTe-3	OAI	$\delta(a) = -1$ $\delta(b) = 1$ $\delta(c) = 1$	<i>c</i>	-	-
3.4.158	Mn ₂ O ₂	72	0.00	0.0333	C2DB	2MnO-3	OAI	$\delta(a) = -1$ $\delta(c) = 1$ $\eta(e, f) = 1$	<i>b</i> <i>c</i>	-	-
3.4.159	Mn ₂ S ₂	72	0.00	0.0266	C2DB	2MnS-7	OAI	$\delta(a) = -1$ $\delta(c) = 1$ $\eta(e, f) = 1$	<i>b</i> <i>c</i>	-	-
3.4.160	O ₂ Sb ₂	72	0.0042	0.0592	C2DB	2OSb-1	OAI	$\delta(a) = -1$ $\delta(b) = 1$ $\delta(c) = 2$ $\eta(e, f) = 1$	<i>c</i>	-	-
3.4.161	Os ₂ S ₂	72	0.00	0.0137	C2DB	2OSs-3	OAI	$\delta(a) = -1$ $\delta(a) = 1$ $\delta(b) = 2$ $\delta(c) = 2$ $\eta(e, f) = 1$	<i>b</i> <i>c</i>	-	-
3.4.163	Pt ₂ Se ₂	72	0.00	0.0410	C2DB	2PtSe-2	OAI	$\delta(b) = 1$ $\delta(c) = 1$	<i>c</i>	-	-
3.4.162	Pt ₂ S ₂	72	0.00	0.0084	C2DB	2PtS-3	OAI	$\delta(a) = -1$ $\delta(a) = 1$ $\delta(b) = 2$	<i>c</i>	-	-
3.4.164	Ru ₂ Se ₂	72	0.00	0.0263	C2DB	2RuSe-2	OAI	$\delta(b) = 1$ $\eta(e, f) = 1$	<i>c</i>	-	-
3.4.165	S ₂ Sb ₂	72	0.3618	0.4211	C2DB	2SSb-1	OAI	$\delta(a) = -1$ $\delta(b) = 1$ $\delta(c) = 2$ $\eta(e, f) = 1$	<i>c</i>	-	-
3.4.166	S ₂ Ti ₂	72	0.00	0.0026	C2DB	2STi-4	OAI	$\delta(a) = -2$ $\delta(b) = 1$ $\delta(c) = 3$	<i>c</i>	-	-
3.4.167	S ₂ V ₂	72	0.00	0.0036	C2DB	2SV-5	OAI	$\delta(a) = 1$ $\delta(b) = 2$ $\delta(c) = 1$	<i>b</i> <i>c</i>	-	-

TABLE S23: Not-stable (C2DB) obstructed atomic insulators

2D-TQC	Formula	LG	Gap	Direct Gap	Source	Source ID	Topology (SOC)	RSI	Occ. WP	Parent COD	Parent ICSD
3.4.169	Sb ₂ Se ₂	72	0.4550	0.4608	C2DB	2SbSe-1	OAI	$\delta(a) = -1$ $\delta(b) = 2$ $\delta(c) = 1$ $\eta(e, f) = 1$	<i>b</i> <i>c</i>	-	-
3.4.170	Sb ₂ Se ₂	72	0.2221	0.2337	C2DB	2SbSe-2	OAI	$\delta(a) = -1$ $\delta(b) = 1$ $\delta(c) = 2$ $\eta(e, f) = 1$	<i>c</i>	-	-
3.4.171	Sb ₂ Te ₂	72	0.00	0.0499	C2DB	2SbTe-2	OAI	$\delta(a) = -1$ $\delta(b) = 1$ $\delta(c) = 2$ $\eta(e, f) = 1$	<i>c</i>	-	-
3.4.172	Se ₂ V ₂	72	0.00	0.1035	C2DB	2SeV-5	OAI	$\delta(a) = 1$ $\delta(b) = 2$ $\delta(c) = 1$	<i>b</i> <i>c</i>	-	-
3.4.168	S ₂	72	0.00	0.0413	C2DB	2S-2	OAI	$\delta(a) = 1$ $\delta(b) = -1$ $\delta(c) = -2$ $\delta(c) = 2$ $\eta(e, f) = 1$	<i>c</i>	-	-
3.4.173	Te ₂ V ₂	72	0.1523	0.3449	C2DB	2TeV-5	OAI	$\delta(a) = 1$ $\delta(b) = 2$ $\delta(c) = 1$	<i>b</i> <i>c</i>	-	-
3.4.174	Te ₂ W ₂	72	0.00	0.1573	C2DB	2TeW-6	OAI	$\delta(a) = -1$ $\delta(a) = 1$ $\delta(b) = 2$ $\delta(c) = 2$	<i>b</i> <i>c</i>	-	-
3.4.176	Te ₂	72	0.00	0.0356	C2DB	2Te-2	OAI	$\delta(a) = 1$ $\delta(a) = -1$ $\delta(b) = -2$ $\delta(c) = 2$ $\eta(e, f) = 1$	<i>c</i>	-	52499
3.4.156	In ₂ Se ₂	72	0.00	0.1067	C2DB	9c6ee6426e1f	OAI	$\delta(a) = -1$ $\delta(c) = 1$ $\eta(e, f) = 1$	<i>c</i>	-	-
3.4.185	H ₂ B ₂ Fe ₃	78	0.00	0.0032	C2DB	1B2H2Fe3-1	OAI	$\delta(a) = 1$ $\delta(c) = 1$ $\delta(e) = 1$	<i>a</i> <i>d</i> <i>e</i> <i>f</i>	-	-
3.4.181	F ₂ Hf	78	1.1443	2.5390	C2DB	1HfF2-1	OAI	$\delta(a) = -2$ $\delta(b) = 1$ $\delta(d) = 1$ $\delta(f) = 1$ $\eta(g) = 1$ $\zeta(g, h, i) = 3$	<i>a</i> <i>f</i>	-	-
3.4.182	F ₂ Ni	78	0.00	0.0097	C2DB	1NiF2-3	OAI	$\delta(a) = 1$ $\delta(b) = 1$ $\delta(d) = -1$ $\delta(e) = -1$ $\delta(f) = 1$	<i>a</i> <i>f</i>	-	-
3.4.201	OsS ₂	78	0.00	0.0064	C2DB	1OsS2-2	OAI	$\delta(a) = 1$ $\delta(b) = 1$ $\delta(f) = 1$ $\zeta(g, h, i) = 2$	<i>a</i> <i>f</i>	-	-

TABLE S23: Not-stable (C2DB) obstructed atomic insulators

2D-TQC	Formula	LG	Gap	Direct Gap	Source	Source ID	Topology (SOC)	RSI	Occ. WP	Parent COD	Parent ICSD
3.4.202	OsSe ₂	78	0.00	0.0007	C2DB	1OsSe2-2	OAI	$\delta(a) = 1$ $\delta(b) = 1$ $\delta(f) = 1$ $\zeta(g, h, i) = 2$	a f	-	-
3.4.203	OsTe ₂	78	0.00	0.0733	C2DB	1OsTe2-1	OAI	$\delta(a) = 1$ $\delta(b) = 1$ $\delta(f) = 1$ $\zeta(g, h, i) = 2$	a f	-	-
3.4.196	O ₂ Pd	78	0.00	0.0294	C2DB	1PdO2-3	OAI	$\delta(a) = 1$ $\delta(b) = 1$ $\delta(c) = 1$ $\delta(d) = -1$ $\delta(e) = -1$	a f	-	-
3.4.207	RuS ₂	78	0.00	0.0038	C2DB	1RuS2-2	OAI	$\delta(a) = -1$ $\delta(b) = 1$ $\delta(d) = 1$ $\delta(f) = 1$ $\eta(g) = 1$ $\zeta(g, h, i) = 3$	a f	-	-
3.4.208	RuSe ₂	78	0.00	0.0290	C2DB	1RuSe2-2	OAI	$\delta(a) = -1$ $\delta(b) = 1$ $\delta(d) = 1$ $\delta(f) = 1$ $\eta(g) = 1$ $\zeta(g, h, i) = 3$	a f	-	-
3.4.209	RuTe ₂	78	0.00	0.0048	C2DB	1RuTe2-1	OAI	$\delta(a) = -1$ $\delta(b) = 1$ $\delta(d) = 1$ $\delta(f) = 1$ $\eta(g) = 1$ $\zeta(g, h, i) = 3$	a f	-	-
3.4.183	F ₂ Si	78	0.5115	0.5115	C2DB	1SiF2-1	OAI	$\delta(b) = 1$ $\delta(f) = 1$ $\zeta(g, h, i) = 2$	a f	-	-
3.4.177	C ₃ W ₂	78	0.00	0.6499	C2DB	1W2C3-1	OAI	$\delta(a) = -1$ $\delta(d) = 1$ $\delta(e) = 1$ $\delta(f) = 1$ $\eta(g) = 1$ $\zeta(g, h, i) = 1$	c e f	-	-
3.4.184	F ₂ Zr	78	1.5155	2.2006	C2DB	1ZrF2-1	OAI	$\delta(a) = -1$ $\delta(b) = 1$ $\delta(d) = 1$ $\delta(f) = 1$ $\eta(g) = 1$ $\zeta(g, h, i) = 3$	a f	-	-
3.4.192	Na ₂ Zr	78	0.00	0.0035	C2DB	1ZrNa2-1	OAI	$\delta(a) = -1$ $\delta(c) = 1$ $\delta(d) = 1$ $\delta(e) = 1$ $\eta(g) = 1$ $\zeta(g, h, i) = 3$	a f	-	-
3.4.178	Co ₂ O ₂	78	0.00	0.0237	C2DB	2CoO-2	OAI	$\delta(a) = 1$ $\delta(e) = 1$	e f	-	-

TABLE S23: Not-stable (C2DB) obstructed atomic insulators

2D-TQC	Formula	LG	Gap	Direct Gap	Source	Source ID	Topology (SOC)	RSI	Occ. WP	Parent COD	Parent ICSD
3.4.180	Co ₂ Se ₂	78	0.00	0.3945	C2DB	2CoSe-5	OAI	$\delta(a) = 1$ $\delta(e) = 1$	e f	-	-
3.4.179	Co ₂ S ₂	78	0.00	0.2043	C2DB	2CoS-5	OAI	$\delta(a) = 1$ $\delta(e) = 1$	e f	-	-
3.4.186	Hf ₂ Te ₂	78	0.00	0.3658	C2DB	2HfTe-4	OAI	$\delta(a) = 1$ $\delta(b) = 1$ $\delta(e) = 1$	e f	-	-
3.4.187	Ir ₂ O ₂	78	0.0990	0.1259	C2DB	2IrO-2	OAI	$\delta(a) = 1$ $\delta(e) = 1$	e f	-	-
3.4.189	Ir ₂ Se ₂	78	0.2854	0.4105	C2DB	2IrSe-3	OAI	$\delta(a) = 1$ $\delta(e) = 1$	e f	-	-
3.4.188	Ir ₂ S ₂	78	0.1337	0.1337	C2DB	2IrS-3	OAI	$\delta(a) = 1$ $\delta(e) = 1$	e f	-	-
3.4.190	Ir ₂ Te ₂	78	0.00	0.0003	C2DB	2IrTe-6	OAI	$\delta(a) = 1$ $\delta(e) = 1$	e f	-	-
3.4.191	Mo ₂ Te ₂	78	0.00	0.0339	C2DB	2MoTe-5	OAI	$\delta(d) = 1$ $\delta(e) = 2$ $\delta(f) = 1$	e f	-	-
3.4.193	Nb ₂ O ₂	78	0.00	0.0409	C2DB	2NbO-1	OAI	$\delta(e) = 1$ $\delta(f) = 1$ $\eta(g) = 1$ $\zeta(g, h, i) = 1$	e f	-	-
3.4.195	Nb ₂ Se ₂	78	0.00	0.0004	C2DB	2NbSe-5	OAI	$\delta(b) = 1$ $\delta(d) = 1$ $\delta(e) = 1$ $\delta(f) = 1$	e f	-	-
3.4.194	Nb ₂ S ₂	78	0.00	0.0125	C2DB	2NbS-6	OAI	$\delta(b) = 1$ $\delta(d) = 1$ $\delta(e) = 1$ $\delta(f) = 1$	e f	-	-
3.4.197	O ₂ Ru ₂	78	0.00	0.0359	C2DB	2ORu-2	OAI	$\delta(a) = 1$ $\delta(c) = 1$ $\delta(e) = 1$ $\delta(f) = -1$ $\zeta(g, h, i) = 2$	e f	-	-
3.4.198	O ₂ Sc ₂	78	0.6946	0.7019	C2DB	2OSc-1	OAI	$\delta(a) = 1$ $\delta(e) = 1$ $\delta(f) = 1$	e f	-	-
3.4.200	Os ₂ Se ₂	78	0.00	0.0306	C2DB	2OsSe-4	OAI	$\delta(a) = 1$ $\delta(b) = 1$	e f	-	-
3.4.199	Os ₂ S ₂	78	0.00	0.2796	C2DB	2OsS-4	OAI	$\delta(a) = 1$ $\delta(b) = 1$	e f	-	-
3.4.204	Pd ₂ Te ₂	78	0.00	0.0121	C2DB	2PdTe-4	OAI	$\delta(d) = 1$ $\delta(e) = 1$	e f	-	-
3.4.205	Re ₂ Te ₂	78	0.00	0.0015	C2DB	2ReTe-4	OAI	$\delta(d) = 1$ $\delta(e) = 1$ $\eta(g) = 1$ $\zeta(g, h, i) = 3$	e f	-	-
3.4.206	Ru ₂ S ₂	78	0.00	0.0014	C2DB	2RuS-4	OAI	$\delta(a) = 1$ $\delta(b) = 1$ $\zeta(g, h, i) = 2$	e f	-	-
3.4.210	S ₂ Sc ₂	78	0.3849	0.3879	C2DB	2SSc-4	OAI	$\delta(a) = 1$ $\delta(e) = 1$ $\delta(f) = 1$	e f	-	-

TABLE S23: Not-stable (C2DB) obstructed atomic insulators

2D-TQC	Formula	LG	Gap	Direct Gap	Source	Source ID	Topology (SOC)	RSI	Occ. WP	Parent COD	Parent ICSD
3.4.211	S_2V_2	78	0.2093	0.3187	C2DB	2SV-4	OAI	$\delta(e) = 1$ $\delta(f) = 1$ $\eta(g) = 1$ $\zeta(g, h, i) = 1$	e f	-	-
3.4.212	S_2Zr_2	78	0.00	0.1018	C2DB	2SZr-5	OAI	$\delta(a) = 1$ $\delta(b) = 1$ $\delta(e) = 1$ $\delta(f) = 1$	e f	-	-
3.4.213	Sc_2Se_2	78	0.3739	0.3757	C2DB	2ScSe-3	OAI	$\delta(a) = 1$ $\delta(e) = 1$ $\delta(f) = 1$	e f	-	-
3.4.214	Sc_2Te_2	78	0.2881	0.3276	C2DB	2ScTe-4	OAI	$\delta(a) = 1$ $\delta(e) = 1$ $\delta(f) = 1$	e f	-	-
3.4.215	Se_2V_2	78	0.2483	0.3656	C2DB	2SeV-4	OAI	$\delta(e) = 1$ $\delta(f) = 1$ $\eta(g) = 1$ $\zeta(g, h, i) = 1$	e f	-	-
3.4.216	Te_2V_2	78	0.2205	0.3411	C2DB	2TeV-4	OAI	$\delta(e) = 1$ $\delta(f) = 1$ $\eta(g) = 1$ $\zeta(g, h, i) = 1$	e f	-	-
3.4.217	Te_2W_2	78	0.0196	0.0266	C2DB	2TeW-5	OAI	$\delta(d) = 1$ $\delta(e) = 2$ $\delta(f) = 1$	e f	-	-
3.4.218	C_6P_2	80	0.00	0.3278	C2DB	2PC3-1	OAI	$\delta(a) = -1$ $\delta(b) = -1$ $\delta(c) = -1$ $\delta(e) = 1$ $\eta(c, f, g, h) = 1$ $\zeta(c, f, g, h, i, j, k) = 3$	b h	-	-
3.2.206	C_6B_2	71	0.6311	1.5123	C2DB	2GeInSe3-1		$\delta(a) = -1$ $\delta(c) = -1$ $\eta(c, f, g, h) = 1$ $\zeta(c, f, g, h, i, j, k) = 3$	b h	-	-

S12. TABLE OF ORBITAL-OBSTRUCTED ATOMIC INSULATORS

A. Summary of results

Type of orbital-obstructed atomic insulator	Number of materials
Experimental	0
Computationally exfoliated (MC2D)	6
Stable (C2DB)	22
Not-stable (C2DB)	8

TABLE S24. Summary of orbital-obstructed atomic insulators in each type.

B. Experimental

TABLE S25: Experimental orbital-obstructed atomic insulators

2D-TQC	Formula	LG	Gap	Direct Gap	Source	Source ID	Topology (SOC)	RSI	Occ. WP	Parent COD	Parent ICSD
--------	---------	----	-----	---------------	--------	-----------	-------------------	-----	---------	---------------	----------------

C. Computationally exfoliated (MC2D)

TABLE S26: Computationally exfoliated (MC2D) orbital-obstructed atomic insulators

2D-TQC	Formula	LG	Gap	Direct Gap	Source	Source ID	Topology (SOC)	RSI	Occ. WP	Parent COD	Parent ICSD
4.2.2	FeSe ₂	61	0.00	0.0076	MC2D	FeSe2	OOAI	$\delta(b) = -1$ $\delta(b) = -3$ $\delta(d) = 2$ $\delta(e) = -1$ $\eta(d, e, f, g, h, i) = 1$ $\zeta(d, e, f, g, h, i, j, k, l, m) = 3$	$b(d)$ $b(s)$ $d(p)$ $d(s)$	-	-
4.2.1	Bi ₂ Pd	61	0.00	0.5591	MC2D	PdBi2	OOAI	$\delta(a) = -1$ $\delta(a) = -3$ $\delta(d) = -1$ $\delta(e) = 1$ $\zeta(d, e, f, g, h, i, j, k, l, m) = 2$	$a(d)$ $a(s)$ $e(d)$ $e(p)$ $e(s)$	-	-
4.2.3	Cl ₂ NiO ₈	66	0.00	0.0048	MC2D	NiO8Cl2	OOAI	$\delta(a) = -2$ $\delta(a) = -2$ $\delta(b) = -1$	$a(d)$ $a(s)$ $c(p)$ $c(s)$ $e(p)$ $e(s)$	-	-
4.2.4	Ba ₂ Pt	72	0.00	0.1663	MC2D	Ba2Pt	OOAI	$\delta(a) = -3$ $\delta(a) = -2$ $\delta(c) = 1$ $\eta(e, f) = 1$	$a(d)$ $a(s)$ $c(d)$ $c(p)$ $c(s)$	-	-
4.2.5	Nb ₂ NiS ₄	72	0.00	0.0282	MC2D	Nb2NiS4	OOAI	$\delta(a) = -2$ $\delta(a) = -2$ $\delta(b) = -1$ $\delta(c) = 3$ $\eta(e, f) = 1$	$a(d)$ $a(s)$ $c(d)$ $c(p)$ $c(s)$	-	-
4.2.6	Te ₂ Zn	72	0.00	0.0488	MC2D	ZnTe2	OOAI	$\delta(a) = -3$ $\delta(a) = -1$ $\delta(c) = 2$	$a(d)$ $a(s)$ $c(p)$ $c(s)$	-	-

D. Stable (C2DB)

TABLE S27: Stable (C2DB) orbital-obstructed atomic insulators

2D-TQC	Formula	LG	Gap	Direct Gap	Source	Source ID	Topology (SOC)	RSI	Occ. WP	Parent COD	Parent ICSD
4.3.1	Bi ₂ Ni	61	0.00	0.4370	C2DB	1NiBi2-1	OOAI	$\delta(b) = -1$ $\delta(b) = -3$ $\delta(d) = 1$ $\delta(e) = -1$ $\zeta(d, e, f, g, h, i, j, k, l, m) = 2$	$b(d)$ $b(s)$ $d(d)$ $d(p)$ $d(s)$	-	-
4.3.2	Bi ₂ Pd	61	0.00	0.5685	C2DB	1PdBi2-1	OOAI	$\delta(b) = -1$ $\delta(b) = -3$ $\delta(d) = 1$ $\delta(e) = -1$ $\zeta(d, e, f, g, h, i, j, k, l, m) = 2$	$b(d)$ $b(s)$ $d(d)$ $d(p)$ $d(s)$	9012857	-
4.3.4	PdSb ₂	61	0.00	0.1769	C2DB	1PdSb2-1	OOAI	$\delta(b) = -1$ $\delta(b) = -3$ $\delta(d) = 2$ $\delta(e) = -1$ $\eta(d, e, f, g, h, i) = 1$ $\zeta(d, e, f, g, h, i, j, k, l, m) = 3$	$b(d)$ $b(s)$ $d(p)$ $d(s)$	-	-
4.3.3	Bi ₂ Pt	61	0.00	0.1121	C2DB	1PtBi2-1	OOAI	$\delta(b) = -1$ $\delta(b) = -3$ $\delta(d) = 1$ $\delta(e) = -1$ $\zeta(d, e, f, g, h, i, j, k, l, m) = 2$	$b(d)$ $b(s)$ $d(d)$ $d(p)$ $d(s)$	-	-
4.3.10	CdGa ₂ Se ₄	72	0.0184	0.0199	C2DB	1CdGa2Se4-1	OOAI	$\delta(a) = -4$ $\delta(a) = -1$ $\delta(b) = 1$ $\delta(c) = 2$ $\eta(e, f) = 1$	$a(d)$ $a(s)$ $c(d)$ $c(p)$ $c(s)$	-	-
4.3.11	CdGa ₂ Te ₄	72	0.00	0.0209	C2DB	1CdGa2Te4-1	OOAI	$\delta(a) = -4$ $\delta(a) = -1$ $\delta(b) = 1$ $\delta(c) = 2$ $\eta(e, f) = 1$	$a(d)$ $a(s)$ $c(d)$ $c(p)$ $c(s)$	-	-
4.3.17	HgIn ₂ Se ₄	72	0.0152	0.0266	C2DB	1HgIn2Se4-1	OOAI	$\delta(a) = -4$ $\delta(a) = -1$ $\delta(b) = 1$ $\delta(c) = 2$ $\eta(e, f) = 1$	$a(d)$ $a(s)$ $c(d)$ $c(p)$ $c(s)$	-	-
4.3.5	Al ₂ NiS ₄	72	0.00	0.0278	C2DB	1NiAl2S4-1	OOAI	$\delta(a) = -2$ $\delta(a) = -2$ $\delta(b) = -1$ $\delta(c) = 1$	$a(d)$ $a(s)$ $c(p)$ $c(s)$	-	-
4.3.6	Al ₂ NiSe ₄	72	0.00	0.0047	C2DB	1NiAl2Se4-2	OOAI	$\delta(a) = -3$ $\delta(a) = -1$ $\delta(c) = 3$ $\eta(e, f) = 1$	$a(d)$ $a(s)$ $c(p)$ $c(s)$	-	-
4.3.7	Al ₂ NiTe ₄	72	0.00	0.0670	C2DB	1NiAl2Te4-2	OOAI	$\delta(a) = -3$ $\delta(a) = -1$ $\delta(c) = 3$ $\eta(e, f) = 1$	$a(d)$ $a(s)$ $c(p)$ $c(s)$	-	-

TABLE S27: Stable (C2DB) orbital-obstructed atomic insulators

2D-TQC	Formula	LG	Gap	Direct Gap	Source	Source ID	Topology (SOC)	RSI	Occ. WP	Parent COD	Parent ICSD
4.3.12	Ga ₂ NiSe ₄	72	0.00	0.0083	C2DB	1NiGa2Se4-1	OOAI	$\delta(a) = -3$ $\delta(a) = -1$ $\delta(c) = 2$ $\eta(e, f) = 1$	$a(d)$ $a(s)$ $c(d)$ $c(p)$ $c(s)$	-	-
4.3.13	Ga ₂ NiTe ₄	72	0.00	0.0589	C2DB	1NiGa2Te4-2	OOAI	$\delta(a) = -3$ $\delta(a) = -1$ $\delta(c) = 2$ $\eta(e, f) = 1$	$a(d)$ $a(s)$ $c(d)$ $c(p)$ $c(s)$	-	-
4.3.15	H ₂ NiS ₂	72	0.00	0.0210	C2DB	1NiH2S2-1	OOAI	$\delta(a) = -2$ $\delta(a) = -2$ $\delta(b) = -1$ $\eta(e, f) = 1$	$a(d)$ $a(s)$ $c(p)$ $c(s)$	-	-
4.3.19	In ₂ NiSe ₄	72	0.00	0.0191	C2DB	1NiIn2Se4-1	OOAI	$\delta(a) = -3$ $\delta(a) = -1$ $\delta(c) = 2$ $\eta(e, f) = 1$	$a(d)$ $a(s)$ $c(d)$ $c(p)$ $c(s)$	-	-
4.3.20	In ₂ NiTe ₄	72	0.00	0.0936	C2DB	1NiIn2Te4-2	OOAI	$\delta(a) = -3$ $\delta(a) = -1$ $\delta(c) = 2$ $\eta(e, f) = 1$	$a(d)$ $a(s)$ $c(d)$ $c(p)$ $c(s)$	-	-
4.3.8	Al ₂ PdS ₄	72	0.00	0.0413	C2DB	1PdAl2S4-1	OOAI	$\delta(a) = -2$ $\delta(a) = -2$ $\delta(b) = -1$ $\delta(c) = 1$	$a(d)$ $a(s)$ $c(p)$ $c(s)$	-	-
4.3.9	Al ₂ PdTe ₄	72	0.00	0.0539	C2DB	1PdAl2Te4-1	OOAI	$\delta(a) = -3$ $\delta(a) = -1$ $\delta(c) = 3$ $\eta(e, f) = 1$	$a(d)$ $a(s)$ $c(p)$ $c(s)$	-	-
4.3.14	Ga ₂ PdTe ₄	72	0.00	0.1092	C2DB	1PdGa2Te4-1	OOAI	$\delta(a) = -3$ $\delta(a) = -1$ $\delta(c) = 2$ $\eta(e, f) = 1$	$a(d)$ $a(s)$ $c(d)$ $c(p)$ $c(s)$	-	-
4.3.16	H ₂ PdS ₂	72	0.00	0.0638	C2DB	1PdH2S2-1	OOAI	$\delta(a) = -2$ $\delta(a) = -2$ $\delta(b) = -1$ $\eta(e, f) = 1$	$a(d)$ $a(s)$ $c(p)$ $c(s)$	-	-
4.3.18	I ₂ Pd	72	0.00	0.1077	C2DB	1PdI2-1	OOAI	$\delta(a) = -3$ $\delta(a) = -1$ $\delta(c) = 2$	$a(d)$ $a(s)$ $c(p)$ $c(s)$	-	-
4.3.21	In ₂ PdSe ₄	72	0.00	0.0186	C2DB	1PdIn2Se4-1	OOAI	$\delta(a) = -3$ $\delta(a) = -1$ $\delta(c) = 2$ $\eta(e, f) = 1$	$a(d)$ $a(s)$ $c(d)$ $c(p)$ $c(s)$	-	-
4.3.22	In ₂ PdTe ₄	72	0.00	0.1035	C2DB	1PdIn2Te4-1	OOAI	$\delta(a) = -3$ $\delta(a) = -1$ $\delta(c) = 2$ $\eta(e, f) = 1$	$a(d)$ $a(s)$ $c(d)$ $c(p)$ $c(s)$	-	-

TABLE S27: Stable (C2DB) orbital-obstructed atomic insulators

2D-TQC	Formula	LG	Gap	Direct Gap	Source	Source ID	Topology (SOC)	RSI	Occ. WP	Parent COD	Parent ICSD
--------	---------	----	-----	---------------	--------	-----------	-------------------	-----	---------	---------------	----------------

E. Not-stable (C2DB)

TABLE S28: Not-stable (C2DB) orbital-obstructed atomic insulators

2D-TQC	Formula	LG	Gap	Direct Gap	Source	Source ID	Topology (SOC)	RSI	Occ. WP	Parent COD	Parent ICSD
4.4.1	NiSb ₂	61	0.00	0.1322	C2DB	1NiSb2-1	OOAI	$\delta(b) = -1$ $\delta(b) = -3$ $\delta(d) = 2$ $\delta(e) = -1$ $\eta(d, e, f, g, h, i) = 1$ $\zeta(d, e, f, g, h, i, j, k, l, m) = 3$	$b(d)$ $b(s)$ $d(p)$ $d(s)$	-	-
4.4.3	CdS ₂	72	0.00	0.0123	C2DB	1CdS2-3	OOAI	$\delta(a) = -3$ $\delta(a) = -1$ $\delta(c) = 2$	$a(d)$ $a(s)$ $c(p)$ $c(s)$	-	-
4.4.4	F ₂ NiO ₂	72	0.00	0.0584	C2DB	1NiF2O2-1	OOAI	$\delta(a) = -2$ $\delta(a) = -2$ $\delta(b) = -1$	$a(d)$ $a(s)$ $c(p)$ $c(s)$	-	-
4.4.2	Al ₂ O ₄ Pd	72	0.00	0.0195	C2DB	1PdAl2O4-1	OOAI	$\delta(a) = -2$ $\delta(a) = -2$ $\delta(b) = -1$ $\delta(c) = 1$	$a(d)$ $a(s)$ $c(p)$ $c(s)$	-	-
4.4.5	F ₂ O ₂ Pd	72	0.00	0.0601	C2DB	1PdF2O2-1	OOAI	$\delta(a) = -2$ $\delta(a) = -2$ $\delta(b) = -1$	$a(d)$ $a(s)$ $c(p)$ $c(s)$	-	-
4.4.7	H ₂ O ₂ Pd	72	0.00	0.0339	C2DB	1PdH2O2-1	OOAI	$\delta(a) = -2$ $\delta(a) = -2$ $\delta(b) = -1$ $\eta(e, f) = 1$	$a(d)$ $a(s)$ $c(p)$ $c(s)$	-	-
4.4.6	F ₂ Pt	72	0.00	0.0321	C2DB	1PtF2-1	OOAI	$\delta(a) = -2$ $\delta(a) = -2$ $\delta(b) = -1$ $\eta(e, f) = 1$	$a(d)$ $a(s)$ $c(p)$ $c(s)$	-	-
4.4.8	I ₂ Pt	72	0.00	0.0496	C2DB	1PtI2-2	OOAI	$\delta(a) = -3$ $\delta(a) = -1$ $\delta(c) = 2$	$a(d)$ $a(s)$ $c(p)$ $c(s)$	-	-