

# Equivalence between the second order steady state for spin-Boson model and its quantum mean force Gibbs state

Prem Kumar,<sup>1,2,\*</sup> K. P. Athulya,<sup>1,2,†</sup> and Sibasish Ghosh<sup>1,2,‡</sup>

<sup>1</sup>*Optics and Quantum Information Group, The Institute of Mathematical Sciences, C.I.T. Campus, Taramani, Chennai 600113, India.*

<sup>2</sup>*Homi Bhabha National Institute, Training School Complex, Anushakti Nagar, Mumbai 400094, India*

When the coupling of a quantum system to its environment is non-negligible, its steady state is known to deviate from the textbook Gibbs state. The Bloch-Redfield quantum master equation, one of the most widely adopted equations to solve the open quantum dynamics, cannot predict all the deviations of the steady state of a quantum system from the Gibbs state. In this paper, for a generic spin-boson model, we use a higher-order quantum master equation (in system environment coupling strength) to analytically calculate all the deviations of the steady state of the quantum system up to second order in the coupling strength. We also show that this steady state is exactly identical to the corresponding generalized Gibbs state, the so-called quantum mean force Gibbs state, at arbitrary temperature. All these calculations are highly general, making them immediately applicable to a wide class of systems well modeled by the spin-Boson model, ranging from various condensed phase processes to quantum thermodynamics. As an example, we use our results to study the dynamics and the steady state of a double quantum dot system under physically relevant choices of parameters.

## I. INTRODUCTION

The Bloch-Redfield (BR) master equation (ME) is a cornerstone in the theory of open quantum systems and is widely adopted in diverse fields such as quantum chemistry and biology, thermodynamics, quantum information, computing, and technology to model the effect of an environment on a quantum system [1–3]. It is known that the textbook Gibbs state is the steady state (SS) of a quantum system only in the vanishing system-environment (SE) coupling limit. The BR-ME correctly predicts the  $O(\lambda^2)$  deviation of the coherence of a quantum state from the Gibbs state, where  $\lambda$  is the SE coupling parameter. However, the diagonal population predicted by BR-ME is correct only up to  $O(1)$ . In fact, it is a general fact that a perturbative ME up to  $O(\lambda^{2n})$  is able to predict the coherence of SS and populations up to  $O(\lambda^{2n})$  and  $O(\lambda^{2n-2})$ , respectively [4]. Since the BR-ME is a  $O(\lambda^2)$  ME, to obtain a more accurate dynamics of an open quantum system and to capture any deviation of the SS populations from the Gibbs state, we need to go to a higher order ME.

The time-convolutionless (TCL) projection operator method is a scheme to perturbatively derive a ME of the order of even powers of the SE coupling parameter  $\lambda$  [2]. An  $O(\lambda^{2n})$  TCL-ME is usually denoted as TCL2n-ME. In fact, BR-equation is equivalent to TCL2. We hence need to solve TCL4 in order to correctly predict the SS population up to  $O(\lambda^2)$ . But higher order TCL generators are notoriously difficult to calculate. Before getting into further details about the SS of a quantum

state, we discuss a related concept called the mean force Gibbs state (MFGS), the generalized Gibbs state of a quantum system coupled at a non-negligible strength to its environment [5].

The MFGS is formally defined as

$$\hat{\rho}_{MF} = \text{Tr}_E Z^{-1} e^{-\beta \hat{H}_{SE}}, \quad (1)$$

where  $\hat{H}_{SE}$  is the full SE Hamiltonian,  $Z = \text{Tr} e^{-\beta \hat{H}_{SE}}$  and  $\beta$  is the inverse temperature of the environment. The MFGS has many applications, for example in the field of strong-coupling quantum thermodynamics [6–13]. Perturbative expressions for the MFGS in weak and strong coupling are known analytically [14, 15]. In the ultra-strong regime, it has also been verified to be the SS of the corresponding strong coupling master equation [16].

It has been proven that there always exists a finite and small value of  $\lambda$  for which the SS and MFGS correspond to each other, although the proof of whether this is true for arbitrary values of  $\lambda$  is unavailable [5, 17–25]. In addition, the bound on  $\lambda$  is known to decrease with decreasing temperature. In fact, at zero temperature, a violation of the equivalence between SS and MFGS has also recently been reported [26]. This makes the proof of the correspondence between the SS and the MFGS up to  $O(\lambda^{2n})$  at arbitrary temperature of high interest.

Under the assumption that, in the expression for the SS, the value of the coherence can be analytically continued to the diagonal population, Thingna et al. have proven that  $O(\lambda^2)$  corrections to the SS matches with the corresponding expression for the MFGS, without requiring the calculation of complicated higher order generators for time evolution [4]. Using a more direct technique, DiVincenzo et al. [27] have proven this result for a spin-Boson model (SBM) with Ohmic spectral density and exponential cutoff in the large cutoff limit. Recently, a modified TCL4-ME has been used to show this re-

\* premkr@imsc.res.in

† athulyakp@imsc.res.in

‡ sibasish@imsc.res.in

sult at zero temperature [26]. In addition, cumulant ME has recently been used to give a better approximation to  $O(\lambda^2)$  corrections to the SS than BR and other equations [28, 29].

The SBM consists of a two level quantum system coupled to many Bosonic modes, uncoupled from each other [2, 3]. It is a powerful model that has found wide scale application in diverse fields from quantum chemistry and biology to many body physics and quantum information, computing, and technology. For example, the SBM has been used to study bio-molecule systems like chromophores and photosynthetic complexes [30–32], trapped ions [33], electron transfer reactions [34, 35] and superconducting circuits [36].

Here, for a generic SBM at arbitrary temperature, we analytically prove the equivalence between SS and MFGS up to  $O(\lambda^2)$  in coupling using TCL4 generator. We do this in a very general setting, while making just one assumption on the form of the spectral density  $J(\omega)$ , namely that it can be analytically continued such that we have  $J(-\omega) = -J(\omega)$ . This assumption was made to simplify the complicated analytical calculations. We do note that this assumption is indeed valid for a wide range of situations of physical interest. In particular, we apply our results to a double quantum dot (DQD) system under physically realistic model parameters, which has previously been studied in the literature and for which the physically relevant spectral density shares the property assumed by us [37].

Since SBM has wide scale applications, this makes our results of widespread interest. Our results are also an important step in the direction of exactly calculating the generators for higher order MEs in a general setting, in order to move to the non-Markovian regime that serves as a better model for many systems of physical interest.

This article is arranged in the following manner. In Section II, we introduce some basic concepts. In Section III, we provide our analytical results regarding the  $O(\lambda^2)$  corrections to the SS coherence and diagonal populations for the generic SBM and show that it exactly matches with the corresponding MFGS. In Section IV, we apply our results to study the dynamics and SS of the DQD system under physically realistic parameter regime. In Section V, we provide conclusions, discussions and future directions.

## II. BASIC CONCEPTS

### A. TCL-ME and its steady state

For a quantum state  $\hat{\rho}(t)$ , the TCL-ME can be written in the following form [2]

$$\dot{\hat{\rho}}_S(t) = \sum_{n=0}^{\infty} \lambda^{2n} F^{(2n)}(t) [\hat{\rho}(t)]. \quad (2)$$

Here,  $\lambda$  is a parameter quantifying the strength of the SE coupling and  $F^{(0)}(t) [\hat{\rho}(t)] = -i[\hat{H}_S, \hat{\rho}(t)]$  is the free Hamiltonian part of the time evolution and likewise  $F^{(2)}(t)$  is the generator for the familiar BR-ME, while terms corresponding to  $n > 1$  give rise to corrections to the BR-ME.

The SS of the TCL-ME can then be calculated perturbatively by solving the following equation

$$\left( F^{(0)} + \lambda^2 F^{(2)} + \dots \right) [\hat{\rho}^{(0)} + \lambda^2 \hat{\rho}^{(2)} + \dots] = 0. \quad (3)$$

Here,  $\hat{\rho}^{(0)}$  is the Gibbs state and the higher order terms are corrections over it.

### B. The spin-Boson model

For an open quantum system, let the full SE Hamiltonian be given as

$$\hat{H}_{SE} = \hat{H}_S + \hat{H}_E + \hat{H}_I, \quad (4)$$

where,  $\hat{H}_S$  and  $\hat{H}_E$  are the system and environment free Hamiltonian, respectively, and

$$\hat{H}_I = \lambda \hat{A} \otimes \hat{B} \quad (5)$$

is the SE interaction operator, where  $\hat{A}$  and  $\hat{B}$  are system and environment operators, respectively. Although this is not the most general interaction Hamiltonian possible, it is widely studied, and here we restrict our discussion to this for simplification. Then, the general Hamiltonian for the SBM is given as [2, 3]

$$\hat{H}_S \equiv \frac{\Omega}{2} \hat{\sigma}_3, \quad (6)$$

$$\hat{H}_E = \sum_k \left[ \frac{\hat{p}_k^2}{2m_k} + \frac{1}{2} m_k \omega_k^2 \hat{q}_k^2 \right], \quad (7)$$

$$\hat{A} = a_3 \hat{\sigma}_3 - a_1 \hat{\sigma}_1, \quad (8)$$

$$\hat{B} = \sum_k c_k \hat{q}_k, \quad (9)$$

where  $\hat{\sigma}_i$  is the Pauli matrix. Also,  $\hat{p}_k$  and  $\hat{q}_k$  are the momentum and position operators of the  $k$ th Bosonic oscillator with mass  $m_k$ , frequency  $\omega_k$  and SE coupling strength  $c_k$ . Then the spectral density is defined as

$$J(\omega) = \sum_k \frac{c_k^2}{m_k \omega_k} \delta(\omega - \omega_k). \quad (10)$$

To simplify the calculations, let us use the vectorized notation for the system state as following,

$$v_i(t) = \text{Tr} \hat{\sigma}_i \hat{\rho}_S(t), \quad (11)$$

where  $\hat{\sigma}_0$  is the identity matrix. Then the TCL-ME for this system can be written as [38],

$$\dot{v}(t) = F(t) \cdot v(t), \quad (12)$$

where  $F(t)$  is a  $4 \times 4$  matrix with matrix elements  $F_{mn}(t)$  defined as

$$F_{mn}(t) \equiv \text{Tr}\{\hat{\sigma}_m \cdot F(t) \cdot \hat{\sigma}_n\}. \quad (13)$$

In the asymptotic limit, let us define

$$F_{mn} \equiv \lim_{t \rightarrow \infty} F_{mn}(t), \quad (14)$$

$$v_n \equiv \lim_{t \rightarrow \infty} v_n(t). \quad (15)$$

The coefficients  $F_{mn}$  and  $v_n$  have a perturbative expansion in  $\lambda^2$  as

$$F_{mn} = F_{mn}^{(0)} + \lambda^2 F_{mn}^{(2)} + \lambda^4 F_{mn}^{(4)} + \dots, \quad (16)$$

$$v_n = v_n^{(0)} + \lambda^2 v_n^{(2)} + \lambda^4 v_n^{(4)} + \dots, \quad (17)$$

and can systematically be calculated order by order [2, 38], as we will show for TCL2 and TCL4.

### III. SECOND ORDER CORRECTION TO STEADY STATE OF SPIN-BOSON MODEL

#### A. Correction to coherence

In appendix A, we show that, for a system operator  $\hat{O}_1$  defined such that

$$[\hat{O}_1, \hat{A}] = 0, \quad (18)$$

even at arbitrarily strong SE coupling, we have

$$\frac{d}{dt} \langle \hat{O}_1 \rangle_{\hat{\rho}_S(t)} = \text{Tr}\{-i[\hat{O}_1, \hat{H}_S] \hat{\rho}_S(t)\}. \quad (19)$$

That is, the expectation value of  $\hat{O}_1$  is evolved by only the free Hamiltonian. Then, in the large time limit, we have

$$\frac{d}{dt} \langle \hat{O}_1 \rangle_{\hat{\rho}_S(t)} = 0 = \lim_{t \rightarrow \infty} \text{Tr}\{-i[\hat{O}_1, \hat{H}_S] \hat{\rho}_S(t)\}. \quad (20)$$

Defining

$$\hat{O}_2 \equiv [\hat{O}_1, \hat{H}_S], \quad (21)$$

we then have that,

$$\langle \hat{O}_2 \rangle_{SS} = 0. \quad (22)$$

Here,  $\langle \hat{O} \rangle_{SS}$  denotes SS expectation value of the operator  $\hat{O}$ .

As proven in appendix A, we note that this is a non-perturbative result which holds for arbitrary value of  $\lambda$  and hence holds not just for TCL2n-ME for arbitrary  $n$ , but also in intermediate and strong SE coupling regime where TCL fails. This result is also valid for a generic  $d$ -dimensional system.

This result is relevant in the present discussion because choosing  $\hat{O}_1 = \hat{A}$ , we get (from Eq. (6) and Eq. (8)) that

$$\hat{O}_2 = [\hat{A}, \hat{H}_S] \propto \hat{\sigma}_2, \quad (23)$$

which means that under the present SBM, to all orders in TCL, we have

$$\langle \hat{\sigma}_2 \rangle_{SS}^{(2n)} = v_2^{(2n)} = 0, \quad (24)$$

$$\implies v_2^{(2)} = 0. \quad (25)$$

As a side note, we also prove in appendix A that the corresponding MFGS expectation value for  $\hat{O}_2$  (Eq. (22)) is also zero at arbitrary SE coupling.

Next, to calculate  $v_1^{(2)}$ , we extract the  $O(\lambda^2)$  term from Eq. (3) as,

$$F^{(0)}[\hat{\rho}^{(2)}] + F^{(2)}[\hat{\rho}^{(0)}] = 0. \quad (26)$$

The zeroth order terms in this equation are given as

$$F^{(0)} = \begin{pmatrix} 0 & 0 & 0 & 0 \\ 0 & 0 & -\Omega & 0 \\ 0 & \Omega & 0 & 0 \\ 0 & 0 & 0 & 0 \end{pmatrix}, \quad (27)$$

$$v^{(0)} = \begin{pmatrix} 1 \\ 0 \\ 0 \\ v_3^{(0)} \end{pmatrix}. \quad (28)$$

The 3rd row of the matrix on the LHS of Eq. (26) then gives us,

$$v_1^{(2)} = -\frac{F_{20}^{(2)} + v_3^{(0)} F_{23}^{(2)}}{\Omega}. \quad (29)$$

The matrix elements for the TCL2 generator ( $F_{20}^{(2)}$  and  $F_{23}^{(2)}$ ) can be evaluated for an arbitrary open quantum system (see [2, 38]). The details of the calculations and solutions of all the elements of the TCL2 matrix are given in appendix B. For the present case, for example, we have

$$F_{20}^{(2)} = -4a_1 a_3 \lim_{t \rightarrow \infty} \int_0^t dt_1 \eta(t - t_1) (\cos((t - t_1)\Omega) - 1), \quad (30)$$

$$F_{23}^{(2)} = -4a_1 a_3 \lim_{t \rightarrow \infty} \int_0^t dt_1 \nu(t - t_1) \sin((t - t_1)\Omega). \quad (31)$$

Here,  $\nu(t)$  and  $\eta(t)$  are defined as the real and imaginary part of the environment's two point correlation function (Eq. (9)),

$$\eta(t) \equiv \Im\{\langle \hat{B}, \hat{B}(-t) \rangle\}, \quad (32)$$

$$\nu(t) \equiv \Re\{\langle \hat{B}, \hat{B}(-t) \rangle\}, \quad (33)$$

and in terms of the spectral density, can be evaluated to be

$$\eta(t) = - \int_0^\infty d\omega J(\omega) \sin(t\omega), \quad (34)$$

$$\nu(t) = \int_0^\infty d\omega f(\omega) \cos(t\omega), \quad (35)$$

where, we have defined

$$f(\omega) \equiv J(\omega) \coth(\beta\omega/2). \quad (36)$$

For a general spectral density,  $J(\omega)$ , in Eq. (30) and Eq. (31), we first do the  $t_1$  integral analytically, and then take the large  $t$  limit. In this case, the result can be evaluated as,

$$F_{20}^{(2)} = 4a_1 a_3 \Omega^2 \int_0^\infty d\omega \frac{J(\omega)}{\omega^3 - \omega\Omega^2}, \quad (37)$$

$$F_{23}^{(2)} = 4a_1 a_3 \Omega \int_0^\infty d\omega \frac{f(\omega)}{\omega^2 - \Omega^2}, \quad (38)$$

which, using Eq. (29), yields

$$v_1^{(2)} = 4a_1 a_3 \int_0^\infty d\omega \frac{J(\omega) \left( \omega \coth\left(\frac{\beta\omega}{2}\right) \tanh\left(\frac{\beta\Omega}{2}\right) - \Omega \right)}{\omega^3 - \omega\Omega^2}. \quad (39)$$

This matches with the corresponding MFGS expression [14]. It is also possible to verify that  $v_2^{(2)} = 0$  using similar calculations, consistent with the more general proof we have provided.

## B. Correction to population

We cannot use the  $O(\lambda^2)$  terms of the TCL-ME SS solution (Eq. (26)) to get the  $O(\lambda^2)$  correction to the population ( $v_3^{(2)}$ ) because when we solve Eq. (26), the term of interest ( $v_3^{(2)}$ ) disappears from the expression. In fact, it is generically true that, in order to get the  $O(\lambda^{2n})$  correction to the population, one needs to go to  $O(\lambda^{2n+2})$  ME [4]. In this case, the  $O(\lambda^4)$  terms for the TCL-ME SS solution (Eq. (3)) give us

$$F^{(0)}[\hat{\rho}^{(4)}] + F^{(2)}[\hat{\rho}^{(2)}] + F^{(4)}[\hat{\rho}^{(0)}] = 0. \quad (40)$$

From the 4th row of the matrix in the LHS of Eq. (40), we get

$$v_3^{(2)} = - \frac{F_{30}^{(4)} + v_3^{(0)} F_{33}^{(4)} + v_1^{(2)} F_{31}^{(2)}}{F_{33}^{(2)}}. \quad (41)$$

The expressions for  $F_{33}^{(2)}$  and  $F_{31}^{(2)}$  can be evaluated as in the last section. The expressions for the integrals for all the TCL2 matrix elements as well as their solutions is provided in appendix B.

To simplify the integrals for the TCL4 coefficients in Eq. (41), we assume that  $J(\omega)$  can be analytically continued such that we have  $J(-\omega) = -J(\omega)$ . Then, the coefficients can be written as [38, 39]

$$\begin{aligned} F_{33}^{(4)} = & \lim_{t \rightarrow \infty} 16a_1^2 \int_0^t dt_1 \int_0^{t_1} dt_2 \int_0^{t_2} dt_3 \left\{ a_3^2 \left[ \eta(t_1 - t_2) \eta(t - t_3) (\cos((t - t_2)\Omega) - \cos((t - t_1)\Omega)) \right. \right. \\ & \left. \left. + \eta(t - t_2) \eta(t_1 - t_3) (\cos((t - t_2)\Omega) - \cos((t - t_1)\Omega)) + \nu(t_1 - t_2) \nu(t - t_3) (\cos((t - t_3)\Omega) - \cos((t - t_2)\Omega)) \right] \right. \\ & \left. + a_1^2 \left[ \nu(t_1 - t_2) \nu(t - t_3) \sin((t - t_2)\Omega) \sin((t_1 - t_3)\Omega) + \nu(t - t_2) \nu(t_1 - t_3) \sin((t_1 - t_2)\Omega) \sin((t - t_3)\Omega) \right] \right\}, \quad (42) \end{aligned}$$

$$\begin{aligned} F_{30}^{(4)} = & \lim_{t \rightarrow \infty} 8a_1^2 \int_0^t dt_1 \int_0^{t_1} dt_2 \int_0^{t_2} dt_3 \left\{ a_1^2 \left[ \eta(t_1 - t_2) \nu(t - t_3) (\sin((t + t_1 - t_2 - t_3)\Omega) - \sin((t - t_1 + t_2 - t_3)\Omega)) \right. \right. \\ & \left. \left. + 2\eta(t_1 - t_3) \nu(t - t_2) \sin((t_1 - t_2)\Omega) \cos((t - t_3)\Omega) - 2\eta(t - t_3) \nu(t_1 - t_2) \sin((t_2 - t_3)\Omega) \cos((t - t_1)\Omega) \right] \right. \\ & \left. + 2a_3^2 \left[ \eta(t_1 - t_3) \nu(t - t_2) (\sin((t - t_2)\Omega) - \sin((t - t_1)\Omega)) + \eta(t - t_3) \nu(t_1 - t_2) (\sin((t - t_2)\Omega) - \sin((t - t_3)\Omega)) \right. \right. \\ & \left. \left. + \eta(t_1 - t_2) \nu(t - t_3) (\sin((t - t_2)\Omega) - \sin((t - t_1)\Omega)) \right] \right\}. \quad (43) \end{aligned}$$

The TCL4 coefficients are essentially a 5 dimensional integral- three integrals in time variables ( $t_1$ ,  $t_2$  and  $t_3$ ) and two in frequency ( $\omega_1$  and  $\omega_2$ , appearing in the functions  $\nu(t)$  and  $\eta(t)$  each (Eq. (34) and Eq. (35))). We proceed by

doing the triple time integral first, which can be easily done using a computer algebra system like MATHEMATICA. Afterward, one has to carefully do the double  $\omega$  integrals in a large  $t$  limit.

We found (the hard way) that although it does not matter which variable, between  $\omega_1$  and  $\omega_2$ , we choose to integrate first, we must do it consistently for each term in the integrand. This is because for some terms, the result of the integral *does* depend upon the choice of the order of the integral in such a manner that no discrepancy appears as long as the same order is followed for all the terms. See appendix C1 for further discussions.

Finally, these integrals are evaluated as,

$$F_{33}^{(4)} = \frac{1}{2} \int_{-\infty}^{\infty} d\omega \left\{ \frac{4\pi a_1^4 \Omega f(\omega)}{(\omega^2 - \Omega^2)^2} [(\omega^2 - \Omega^2) f'(\Omega) + 2\Omega f(\Omega)] + \frac{2\pi a_1^2 a_3^2}{(\omega^3 - \omega\Omega^2)^2} \right. \\ \times \left[ f(\omega) \left( 4f(\Omega) (\omega^2 - \Omega^2)^2 - 2\omega\Omega(\omega + \Omega)^2 f(\omega - \Omega) + \omega(\omega - \Omega)(2\Omega(\omega - \Omega)f(\omega + \Omega) - 4f(0)\omega(\omega + \Omega)) \right) \right. \\ \left. \left. - 2\Omega J(\omega) (\omega^2 - \Omega^2) ((\omega + \Omega)J(\omega - \Omega) + (\Omega - \omega)J(\omega + \Omega)) \right] \right\}, \quad (44)$$

$$F_{30}^{(4)} = \frac{1}{2} \int_{-\infty}^{\infty} d\omega \left\{ \frac{4\pi a_1^4}{(\omega^2 - \Omega^2)^2} [f(\omega) (\Omega (\omega^2 - \Omega^2) J'(\Omega) + J(\Omega) (\omega^2 + 3\Omega^2)) - 2\omega\Omega f(\Omega) J(\omega)] + \frac{4\pi a_1^2 a_3^2}{(\omega^3 - \omega\Omega^2)^2} \right. \\ \left. \times [2f(0)\omega\Omega J(\omega) (\Omega^2 - \omega^2) + f(\omega) ((\omega - \Omega)^2 (2J(\Omega)(\omega + \Omega)^2 - \Omega^2 J(\omega + \Omega)) + \Omega^2(\omega + \Omega)^2 J(\omega - \Omega))] \right\}, \quad (45)$$

where, the contour for these integral are defined to go above any pole on the real line (see fig. 1), hence not including the contribution of the poles at the real line and also avoiding the corresponding apparent divergences (See appendix C for details). Using Eq. (41), we then have the expression of  $v_3^{(2)}$  as

$$v_3^{(2)} = -2a_1^2 \tanh\left(\frac{\beta\Omega}{2}\right) \int_0^{\infty} d\omega \frac{J(\omega)}{(\omega^2 - \Omega^2)^2} \left( 2\omega\Omega \coth\left(\frac{\beta\Omega}{2}\right) - \coth\left(\frac{\beta\omega}{2}\right) (\beta\Omega(\omega^2 - \Omega^2) \operatorname{csch}(\beta\Omega) + \omega^2 + \Omega^2) \right). \quad (46)$$

This matches with the MFGS value of  $v_3^{(2)}$  [14]. We have hence analytically shown that for the generic SBM, all second order SS corrections match with the corresponding MFGS corrections. Interestingly, we note that  $v_3^{(2)}$  does not depend upon  $a_3$ .

In appendix D, we also provide the values of the TCL2 and TCL4 generators for a special choice of spectral density well studied in literature, namely the Ohmic spectral density with Drude cutoff. For this spectral density, the expressions for the two-point correlation functions  $\nu(t)$  and  $\eta(t)$  is known in closed form, hence assisting in the evaluation of the TCL4 generator matrix elements. The calculations proceed differently, but we have verified that the results are consistent with our main, more general results, provided here.

#### IV. APPLICATION: DOUBLE QUANTUM DOT MODEL

The generic SBM Hamiltonian considered by us is known to model a large class of physical systems of interest [30–37]. Here, we study the application of the SBM to the double quantum dot (DQD), where we reinterpret the model parameters of the generic SBM (Eq. (6) - Eq. (9))

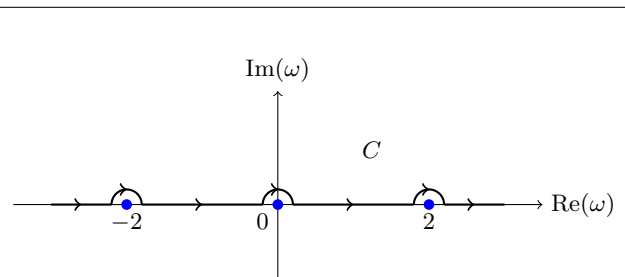


FIG. 1. Pictorial representation of the form of the contour to be taken for the  $\omega$  integral in the definition of the TCL4 coefficients (Eq. (44) and Eq. (45)), where the contour has to be assumed to go above the poles at the real line (represented here as blue dots).

as [37]

$$a_1 = \frac{\epsilon}{\Omega}, \quad (47)$$

$$a_3 = \frac{2t_c}{\Omega}, \quad (48)$$

$$\Omega^2 = \epsilon^2 + 4t_c^2. \quad (49)$$

Here, the parameters  $\epsilon$  and  $t_c$  correspond to the detuning energy and inter dot tunneling, respectively. We calculate the second-order SS (for both coherence and pop-

ulations) of the DQD model using the TCL2 and TCL4 generators for the following physically motivated spectral density [37]:

$$J(\omega) = \gamma\omega \left[ 1 - \text{sinc}\left(\frac{\omega}{\omega_c}\right) \right] \exp\left\{-\frac{\omega^2}{2\omega_{\max}^2}\right\}, \quad (50)$$

where, we have  $\text{sinc}(x) \equiv \sin(x)/x$ . This spectral density provides an accurate description of bulk acoustic phonons in GaAs DQDs[37, 40–42]. Here the frequency  $\omega_{\max}$  denotes the upper cut-off frequency, while  $\omega_c = c_s/d$ , with  $c_s$  being the speed of sound in the substrate and  $d$  is the inter-dot distance. The quantity  $\lambda^2\gamma$  governs the coupling strength between the quantum dots and the phonon bath. Also, we note that since this choice of  $J(\omega)$  happens to be antisymmetric in  $\omega$ , our TCL4 results are directly applicable here.

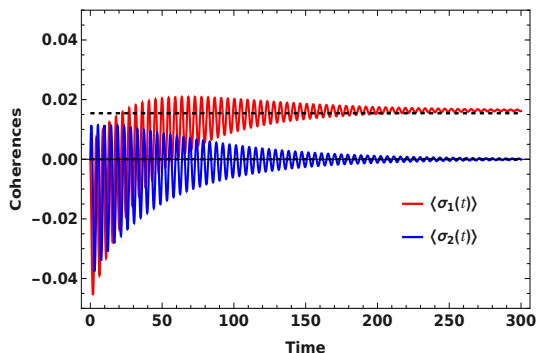


FIG. 2. Coherences of a DQD system are plotted using TCL2-ME as a function of time for a non-zero detuning. The solid red and blue lines represent the steady-state coherence for  $\langle \hat{\sigma}_1(t) \rangle$  and  $\langle \hat{\sigma}_2(t) \rangle$ , respectively, and are plotted for an initial state with  $\langle \hat{\sigma}_1(0) \rangle = 0$ ,  $\langle \hat{\sigma}_2(0) \rangle = 0$ , and  $\langle \hat{\sigma}_3(0) \rangle = 0$ . The parameters are set as  $\epsilon = 1$ ,  $t_c = 0.5$ ,  $\lambda^2\gamma = 1.44 \times 10^{-2}$ ,  $\omega_{\max} = 8$  and  $\beta = 1$ . The black dashed line represents the coherence corresponding to the MFGS value. Here we observe steady-state state coherence for  $\hat{\sigma}_1(t)$ . All energies are measured in the units of  $\omega_c = 1$ .

The expression for the TCL2 generator for a generic spectral density,  $J(\omega)$  and its solution, is provided in appendix B. We then evaluate this generator for the present choice of the spectral density (Eq. (50)) in order to calculate the dynamics of the DQD under TCL2. In fig. 2 and fig. 3 we plot coherences  $\langle \hat{\sigma}_1(t) \rangle$  and  $\langle \hat{\sigma}_2(t) \rangle$  as a function of time for two different detuning energies. The solid red and blue lines represent the coherences for  $\langle \hat{\sigma}_1(t) \rangle$  and  $\langle \hat{\sigma}_2(t) \rangle$ , respectively. The black dashed line indicates the coherence corresponding to the MFGS. As noted in the reference [37], in fig. 2 we observe a non-zero SS coherence for  $\langle \hat{\sigma}_1(t) \rangle$  for a non-zero detuning energy, and we show that it approaches the MFGS coherence value. For  $\langle \hat{\sigma}_2(t) \rangle$  the SS coherence approaches zero, which is also consistent with the MFGS result. Fig.(3) corresponds to the case of zero detuning, where we observe that the SS coherence approaches zero, which is in agreement with the MFGS result.

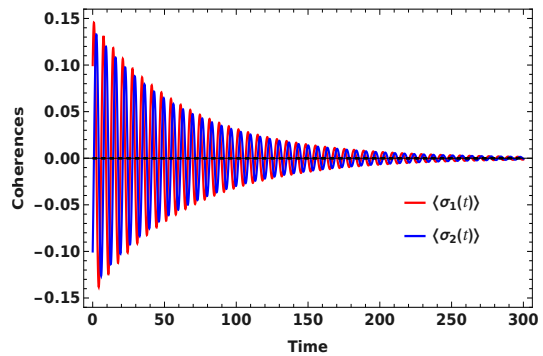


FIG. 3. Coherences of a DQD system are plotted using TCL2-ME as a function of time for zero detuning energy. The solid red and blue lines represent the steady-state coherence for  $\langle \hat{\sigma}_1(t) \rangle$  and  $\langle \hat{\sigma}_2(t) \rangle$ , respectively, and are plotted for an initial state with  $\langle \hat{\sigma}_1(0) \rangle = 0.1$ ,  $\langle \hat{\sigma}_2(0) \rangle = -0.1$ , and  $\langle \hat{\sigma}_3(0) \rangle = 0$ . The parameters are set as  $\epsilon = 0$ ,  $t_c = 0.5$ ,  $\lambda^2\gamma = 1.44 \times 10^{-2}$ ,  $\omega_{\max} = 8$ ,  $\beta = 1$ , and  $\omega_c = 1$ .

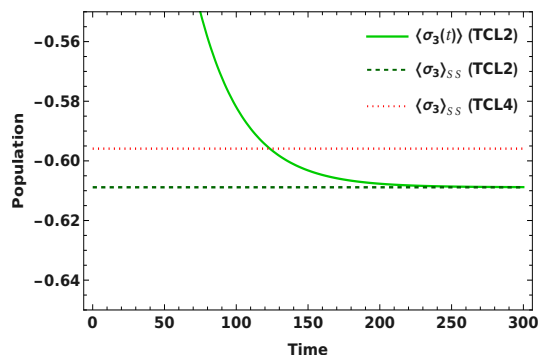


FIG. 4. The diagonal population of a DQD system ( $\langle \hat{\sigma}_3(t) \rangle$ , solid green line) is plotted using TCL2-ME as a function of time. In the large time limit, it converges to the SS value predicted by TCL2 (dashed green line). The dotted red line corresponds the  $O(\lambda^2)$  value of  $\langle \hat{\sigma}_3 \rangle_{SS}$  derived here using TCL4. We observe that there is a small correction when comparing with fig. 2 (All model parameters here are the same as in fig. 2).

In fig. 4, the expectation value  $\langle \hat{\sigma}_3(t) \rangle$ , calculated using the TCL2 generator, is shown with a solid green line, while the red dotted line represents the accurate SS population up to second order, calculated using TCL4. The discrepancy between these two lines is clearly evident in fig. 4, demonstrating that the SS population obtained from TCL2 differs from the actual  $O(\lambda^2)$  value. This discrepancy highlights the necessity of using TCL4 to obtain the SS population correct to up to  $O(\lambda^2)$  for such systems.

## V. CONCLUSION

In this work, we analytically proved the equivalence between SS and MFGS of a quantum system for a generic SBM up to  $O(\lambda^2)$  in the SE coupling parameter  $\lambda$ . We achieved this by analytically calculating the relevant elements of the TCL4 generator matrix. We derived this result under the sole assumption that the spectral density,  $J(\omega)$ , can be analytically continued as an odd function. Although restrictive, we note that this assumption is valid for a wide range of spectral densities of physical interest, well studied in the literature [37]. This work therefore makes it possible to calculate the diagonal population corrections of the SS for a wide variety of problems that are well modeled by the SBM [30–37]. As an application, we apply our results to study the dynamics and the SS for a DQD system under physically realistic model parameters, which has previously been studied in the literature and for which the physically relevant spectral density shares the property assumed by us [37].

Calculating the TCL4 generator is a notoriously difficult task. Our results are an important step in the direction of analytically calculating the generators for higher-order MEs in a high level of generality in order to move to the non-Markovian regimes, which serves as a better model for many systems of physical interest.

As a future direction, it will be interesting to relax the assumption of odd spectral density that we made to simplify our calculations for a generic SBM. Another obvious generalization of this result could be moving beyond the SBM to a more general quantum system and a more general SE coupling.

Currently, it is unclear at what values of  $\lambda$  and temperature  $T$  does the SS of a quantum system correspond to its MFGS [5, 17–25]. The result is known to hold at a finite but small  $\lambda$ , but the result for the general value of  $\lambda$  is unclear. Also, as we decrease  $T$ , the bound on  $\lambda$  is also found to decrease. In fact, Crowder et al. have reported a deviation of the SS from the MFGS at  $O(\lambda^4)$  for  $T = 0$  [26]. It would be interesting to study this phenomenon at finite temperature with the help of analytical expressions for a generic TCL4 generator for the SBM.

Note: A MATHEMATICA notebook with all the results of this work has been deposited at the preprint server, <https://arxiv.org>. It is also available from the authors upon request.

## VI. ACKNOWLEDGMENT

The authors would like to thank V. Ranjith for initial discussions related to the Bloch-Redfield equation, its complete-positivity issue, and associated areas.

- 
- [1] C. Gardiner and P. Zoller, *Quantum noise: a handbook of Markovian and non-Markovian quantum stochastic methods with applications to quantum optics*. Springer Science & Business Media, 2004.
- [2] H.-P. Breuer and F. Petruccione, *The theory of open quantum systems*. Oxford University Press, USA, 2002.
- [3] U. Weiss, *Quantum dissipative systems*. World Scientific, 2012.
- [4] J. Thingna, J.-S. Wang, and P. Hänggi, “Generalized gibbs state with modified redfield solution: Exact agreement up to second order,” *The Journal of Chemical Physics*, vol. 136, no. 19, p. 194110, 05 2012. [Online]. Available: <https://doi.org/10.1063/1.4718706>
- [5] A. S. Trushechkin, M. Merkli, J. D. Cresser, and J. Anders, “Open quantum system dynamics and the mean force gibbs state,” *AVS Quantum Science*, vol. 4, no. 1, p. 012301, 03 2022. [Online]. Available: <https://doi.org/10.1116/5.0073853>
- [6] H. J. D. Miller, *Hamiltonian of Mean Force for Strongly-Coupled Systems*. Cham: Springer International Publishing, 2018, pp. 531–549. [Online]. Available: [https://doi.org/10.1007/978-3-319-99046-0\\_22](https://doi.org/10.1007/978-3-319-99046-0_22)
- [7] U. Seifert, “First and second law of thermodynamics at strong coupling,” *Phys. Rev. Lett.*, vol. 116, p. 020601, Jan 2016. [Online]. Available: <https://link.aps.org/doi/10.1103/PhysRevLett.116.020601>
- [8] T. G. Philbin and J. Anders, “Thermal energies of classical and quantum damped oscillators coupled to reservoirs,” *Journal of Physics A: Mathematical and Theoretical*, vol. 49, no. 21, p. 215303, apr 2016. [Online]. Available: <https://dx.doi.org/10.1088/1751-8113/49/21/215303>
- [9] C. Jarzynski, “Nonequilibrium work theorem for a system strongly coupled to a thermal environment,” *Journal of Statistical Mechanics: Theory and Experiment*, vol. 2004, no. 09, p. P09005, sep 2004. [Online]. Available: <https://dx.doi.org/10.1088/1742-5468/2004/09/P09005>
- [10] M. Campisi, P. Talkner, and P. Hänggi, “Fluctuation theorem for arbitrary open quantum systems,” *Phys. Rev. Lett.*, vol. 102, p. 210401, May 2009. [Online]. Available: <https://link.aps.org/doi/10.1103/PhysRevLett.102.210401>
- [11] A. Rivas, “Strong coupling thermodynamics of open quantum systems,” *Phys. Rev. Lett.*, vol. 124, p. 160601, Apr 2020. [Online]. Available: <https://link.aps.org/doi/10.1103/PhysRevLett.124.160601>
- [12] P. Talkner and P. Hänggi, “Colloquium: Statistical mechanics and thermodynamics at strong coupling: Quantum and classical,” *Rev. Mod. Phys.*, vol. 92, p. 041002, Oct 2020. [Online]. Available: <https://link.aps.org/doi/10.1103/RevModPhys.92.041002>
- [13] P. Strasberg and M. Esposito, “Measurability of nonequilibrium thermodynamics in terms of the hamiltonian of mean force,” *Phys. Rev. E*, vol. 101, p. 050101, May 2020. [Online]. Available: <https://link.aps.org/doi/10.1103/PhysRevE.101.050101>
- [14] J. D. Cresser and J. Anders, “Weak and ultrastrong coupling limits of the quantum mean force gibbs state,” *Phys. Rev. Lett.*, vol. 127, p. 250601, Dec 2021. [Online]. Available: <https://link.aps.org/doi/10.1103/>

- PhysRevLett.127.250601
- [15] P. Kumar and S. Ghosh, “Ultrastrong coupling limit to quantum mean force Gibbs state for anharmonic environment,” *The Journal of Chemical Physics*, vol. 161, no. 17, p. 174111, 11 2024. [Online]. Available: <https://doi.org/10.1063/5.0223734>
- [16] A. Trushechkin, “Quantum master equations and steady states for the ultrastrong-coupling limit and the strong-decoherence limit,” *Phys. Rev. A*, vol. 106, p. 042209, Oct 2022. [Online]. Available: <https://link.aps.org/doi/10.1103/PhysRevA.106.042209>
- [17] V. Jakšić and C.-A. Pillet, “On a model for quantum friction iii. ergodic properties of the spin-boson system,” *Communications in Mathematical Physics*, vol. 178, no. 3, pp. 627–651, 1996. [Online]. Available: <https://doi.org/10.1007/BF02108818>
- [18] V. Bach, J. Fröhlich, and I. M. Sigal, “Return to equilibrium,” *Journal of Mathematical Physics*, vol. 41, no. 6, pp. 3985–4060, 06 2000. [Online]. Available: <https://doi.org/10.1063/1.533334>
- [19] M. Merkli, I. M. Sigal, and G. P. Berman, “Decoherence and thermalization,” *Phys. Rev. Lett.*, vol. 98, p. 130401, Mar 2007. [Online]. Available: <https://link.aps.org/doi/10.1103/PhysRevLett.98.130401>
- [20] M. Merkli, I. Sigal, and G. Berman, “Resonance theory of decoherence and thermalization,” *Annals of Physics*, vol. 323, no. 2, pp. 373–412, 2008. [Online]. Available: <https://www.sciencedirect.com/science/article/pii/S0003491607000589>
- [21] M. Merkli, G. Berman, and I. Sigal, “Dynamics of collective decoherence and thermalization,” *Annals of Physics*, vol. 323, no. 12, pp. 3091–3112, 2008. [Online]. Available: <https://www.sciencedirect.com/science/article/pii/S0003491608001140>
- [22] M. Merkli, “Positive commutators in non-equilibrium quantum statistical mechanics,” *Communications in Mathematical Physics*, vol. 223, no. 2, pp. 327–362, 2001. [Online]. Available: <https://doi.org/10.1007/s002200100545>
- [23] J. Fröhlich and M. Merkli, “Another return of “return to equilibrium”,” *Communications in Mathematical Physics*, vol. 251, no. 2, pp. 235–262, 2004. [Online]. Available: <https://doi.org/10.1007/s00220-004-1176-6>
- [24] M. Merkli, “Dynamics of Open Quantum Systems I, Oscillation and Decay,” *Quantum*, vol. 6, p. 615, Jan. 2022. [Online]. Available: <https://doi.org/10.22331/q-2022-01-03-615>
- [25] —, “Dynamics of Open Quantum Systems II, Markovian Approximation,” *Quantum*, vol. 6, p. 616, Jan. 2022. [Online]. Available: <https://doi.org/10.22331/q-2022-01-03-616>
- [26] E. Crowder, L. Lampert, G. Manchanda, B. Shoffeitt, S. Gadamsetty, Y. Pei, S. Chaudhary, and D. Davidović, “Invalidation of the bloch-redfield equation in the sub-ohmic regime via a practical time-convolutionless fourth-order master equation,” *Phys. Rev. A*, vol. 109, p. 052205, May 2024. [Online]. Available: <https://link.aps.org/doi/10.1103/PhysRevA.109.052205>
- [27] D. P. DiVincenzo and D. Loss, “Rigorous born approximation and beyond for the spin-boson model,” *Phys. Rev. B*, vol. 71, p. 035318, Jan 2005. [Online]. Available: <https://link.aps.org/doi/10.1103/PhysRevB.71.035318>
- [28] M. Lobejko, M. Winczewski, G. Suárez, R. Alicki, and M. Horodecki, “Corrections to the hamiltonian induced by finite-strength coupling to the environment,” *Phys. Rev. E*, vol. 110, p. 014144, Jul 2024. [Online]. Available: <https://link.aps.org/doi/10.1103/PhysRevE.110.014144>
- [29] The Cummulant ME is a completely-positive ME, unlike BR or TCL-ME. Since a TCL2n-ME is a perturbative ME correct upto  $O(\lambda^{2n})$ , it can have issues with positivity upto this order. Here, we are not interested in this aspect of the TCL.
- [30] J. B. Gilmore and R. H. McKenzie, “Criteria for quantum coherent transfer of excitations between chromophores in a polar solvent,” *Chemical Physics Letters*, vol. 421, no. 1, pp. 266–271, 2006. [Online]. Available: <https://www.sciencedirect.com/science/article/pii/S0009261405019275>
- [31] J. Gilmore and R. H. McKenzie, “Spin boson models for quantum decoherence of electronic excitations of biomolecules and quantum dots in a solvent,” *Journal of Physics: Condensed Matter*, vol. 17, no. 10, p. 1735, feb 2005. [Online]. Available: <https://dx.doi.org/10.1088/0953-8984/17/10/028>
- [32] —, “Quantum dynamics of electronic excitations in biomolecular chromophores: Role of the protein environment and solvent,” *The Journal of Physical Chemistry A*, vol. 112, no. 11, pp. 2162–2176, 2008, pMID: 18293949. [Online]. Available: <https://doi.org/10.1021/jp710243t>
- [33] D. Porrás, F. Marquardt, J. von Delft, and J. I. Cirac, “Mesoscopic spin-boson models of trapped ions,” *Phys. Rev. A*, vol. 78, p. 010101, Jul 2008. [Online]. Available: <https://link.aps.org/doi/10.1103/PhysRevA.78.010101>
- [34] T. O. Cheche and S. H. Lin, “Dynamics of the spin-boson hamiltonian by the projection operator technique: Applications to electron transfer reactions,” *Phys. Rev. E*, vol. 64, p. 061103, Nov 2001. [Online]. Available: <https://link.aps.org/doi/10.1103/PhysRevE.64.061103>
- [35] M. Merkli, G. P. Berman, and R. Sayre, “Electron transfer reactions: generalized spin-boson approach,” *Journal of mathematical chemistry*, vol. 51, no. 3, p. 24, 2013. [Online]. Available: <https://doi.org/10.1007/s10910-012-0124-5>
- [36] L. Magazzù, P. Forn-Díaz, R. Belyansky, J.-L. Orgiazzi, M. Yurtalan, M. R. Otto, A. Lupascu, C. Wilson, and M. Grifoni, “Probing the strongly driven spin-boson model in a superconducting quantum circuit,” *Nature communications*, vol. 9, no. 1, p. 1403, 2018. [Online]. Available: <https://doi.org/10.1038/s41467-018-03626-w>
- [37] A. Purkayastha, G. Guarnieri, M. T. Mitchison, R. Filip, and J. Goold, “Tunable phonon-induced steady-state coherence in a double-quantum-dot charge qubit,” *npj Quantum Information*, vol. 6, no. 1, p. 27, 2020. [Online]. Available: <https://doi.org/10.1038/s41534-020-0256-6>
- [38] H.-P. Breuer, B. Kappler, and F. Petruccione, “The time-convolutionless projection operator technique in the quantum theory of dissipation and decoherence,” *Annals of Physics*, vol. 291, no. 1, pp. 36–70, 2001. [Online]. Available: <https://www.sciencedirect.com/science/article/pii/S0003491601961524>
- [39] For  $a_1 = 1/2$  and  $a_3 = 0$ , our expressions for the TCL2 and TCL4 coefficient integrals reduce to those that can be found in Kappler et al. [38] except for a sign error in the latter for the expression corresponding to Eq. (43). Comparing with Kappler et al., also note a trivial differ-



ence of a factor of  $1/2$  in Eq. (42) and Eq. (43), coming from notational difference in the choice of vectorization (see Eq. (11)).

- [40] C. Weber, A. Fuhrer, C. Fasth, G. Lindwall, L. Samuelson, and A. Wacker, "Probing confined phonon modes by transport through a nanowire double quantum dot," *Phys. Rev. Lett.*, vol. 104, p. 036801, Jan 2010. [Online]. Available: <https://link.aps.org/doi/10.1103/PhysRevLett.104.036801>
- [41] J. Colless, X. Croot, T. M. Stace, A. C. Doherty, S. D. Barrett, H. Lu, A. Gossard, and D. J. Reilly, "Raman phonon emission in a driven double quantum dot," *Nature communications*, vol. 5, no. 1, p. 3716, 2014. [Online]. Available: <https://doi.org/10.1038/ncomms4716>
- [42] M. J. Gullans, J. M. Taylor, and J. R. Petta, "Probing electron-phonon interactions in the charge-photon dynamics of cavity-coupled double quantum dots," *Phys. Rev. B*, vol. 97, p. 035305, Jan 2018. [Online]. Available: <https://link.aps.org/doi/10.1103/PhysRevB.97.035305>
- [43] H. J. Weber and G. B. Arfken, *Essential mathematical methods for physicists, ISE*. Elsevier, 2003.

## Appendix A: Some steady state and mean force Gibbs state results for generic open quantum system

Here, we summarize some results valid for a generic open-quantum system at arbitrary SE coupling. This will help simplify the accompanying TCL2 and TCL4 calculations and also identify some generic features in the SS and the TCL generator.

For a generic open quantum system, not necessarily for a qubit system or Bosonic environment or weak coupling, let the full SE Hamiltonian be given as

$$\hat{H}_{SE} = \hat{H}_S + \hat{H}_E + \hat{H}_I, \quad (\text{A1})$$

$$\hat{H}_I = \lambda \hat{A} \otimes \hat{B}, \quad (\text{A2})$$

where  $\hat{A}$  and  $\hat{B}$  are system and environment operators, respectively.

For a generic operator  $\hat{O}$  in Schrodinger picture, the corresponding Heisenberg picture operator is defined as [2]

$$\hat{O}_H(t) = e^{it\hat{H}_{SE}} \hat{O} e^{-it\hat{H}_{SE}}, \quad (\text{A3})$$

and the corresponding equation of motion is given as

$$\frac{d}{dt} \hat{O}_H(t) = i[\hat{H}_{SE}, \hat{O}_H(t)] + \left( \frac{\partial \hat{O}}{\partial t} \right)_H. \quad (\text{A4})$$

Assuming that  $\hat{O}$  is time independent (that is, in the Schrodinger picture, we have  $\partial \hat{O} / \partial t = 0$ ). Then the equation of motion for  $\hat{O}_H(t)$  simplifies as

$$\frac{d}{dt} \hat{O}_H(t) = i[\hat{H}_{SE}, \hat{O}_H(t)], \quad (\text{A5})$$

$$= i e^{it\hat{H}_{SE}} [\hat{H}_{SE}, \hat{O}] e^{-it\hat{H}_{SE}}. \quad (\text{A6})$$

Next, let us have, for some system operator  $\hat{O}_1$ ,

$$[\hat{O}_1, \hat{A}] = 0. \quad (\text{A7})$$

Then, in Eq. (A6), we have

$$\frac{d}{dt} \hat{O}_{1,H}(t) = i e^{it\hat{H}_{SE}} [\hat{H}_S, \hat{O}_1] e^{-it\hat{H}_{SE}}, \quad (\text{A8})$$

$$\implies \frac{d}{dt} \langle \hat{O}_{1,H}(t) \rangle = \text{Tr}\{-i[\hat{O}_1, \hat{H}_S] \hat{\rho}_{SE}(t)\}. \quad (\text{A9})$$

Hence, in the large time limit, we have

$$\frac{d}{dt} \langle \hat{O}_1 \rangle_{\hat{\rho}_S(t)} = 0 = \lim_{t \rightarrow \infty} \text{Tr}\{-i[\hat{O}_1, \hat{H}_S] \hat{\rho}_{SE}(t)\}. \quad (\text{A10})$$

Defining

$$\hat{O}_2 \equiv [\hat{O}_1, \hat{H}_S], \quad (\text{A11})$$

for a generic open quantum system with a SS, we then have that,

$$\langle \hat{O}_2 \rangle_{SS} = 0. \quad (\text{A12})$$

## 1. Consistency with mean force Gibbs state

We will now prove that for the MFGS at arbitrary SE coupling, we correspondingly have that

$$\langle \hat{O}_2 \rangle_{MF} = 0. \quad (\text{A13})$$

Proof: We have,

$$\langle \hat{O}_2 \rangle_{MF} \equiv \text{Tr}_S \left\{ \hat{O}_2 \hat{\rho}_{MF} \right\}, \quad (\text{A14})$$

$$= \text{Tr}_S \left\{ \hat{O}_2 \sum_{n=0}^{\infty} Z^{-1} \text{Tr}_E \exp\{-\beta \hat{H}_{SE}\} \right\}, \quad (\text{A15})$$

$$= \text{Tr} \left\{ \hat{O}_2 \sum_{n=0}^{\infty} \frac{1}{n!Z} (-\beta)^n \hat{H}_{SE}^n \right\}, \quad (\text{A16})$$

$$= \sum_{n=0}^{\infty} \frac{1}{n!Z} (-\beta)^n \text{Tr} \left\{ \hat{O}_2 \hat{H}_{SE}^n \right\}, \quad (\text{A17})$$

$$= \sum_{n=0}^{\infty} \frac{1}{n!Z} (-\beta)^n \text{Tr} \left\{ [\hat{O}_1, \hat{H}_S] \hat{H}_{SE}^n \right\}, \quad (\text{A18})$$

$$= 0. \quad (\text{A19})$$

In appendix A2, we prove that, for any operators  $\hat{O}, \hat{S}$  and  $\hat{J}$ , given that  $[\hat{O}, \hat{J}] = 0$ , we have

$$\text{Tr}\{[\hat{O}, \hat{S}](\hat{S} + \hat{J})^N\} = 0. \quad (\text{A20})$$

Writing  $\hat{O} \rightarrow \hat{O}_1, \hat{S} \rightarrow \hat{H}_S$  and  $\hat{J} \rightarrow \hat{H}_E + \hat{H}_I$ , we observe that we do have  $[\hat{O}_1, \hat{H}_E + \hat{H}_I] = 0$ . Hence, we get,

$$\text{Tr}\{[\hat{O}_1, \hat{H}_S](\hat{H}_S + \hat{H}_E + \hat{H}_I)^N\} = 0, \quad (\text{A21})$$

$$\implies \text{Tr} \left\{ \hat{O}_2 \hat{H}_{SE}^n \right\} = 0 \quad (\text{A22})$$

$$\implies \langle \hat{O}_2 \rangle_{MF} = 0. \quad (\text{A23})$$

We note that for a  $d$  dimensional system, there are generally  $d$  orthogonal operators  $\hat{O}_1$  that commute with  $\hat{A}$ , of which one is trivially the identity operator. Each of the remaining nontrivial operators  $\hat{O}_1$  has a corresponding operator  $\hat{O}_2$  for which the correspondence between MFGS and SS holds (Eq. (A12) and Eq. (A23)). Hence, although the general results on the limits on the SE coupling strength  $\lambda$  and temperature  $T$  for which the equivalence between SS and MFGS holds, are not available [5, 17–25], for the expectation values of the class of operators,  $\hat{O}_2$ , at least the equivalence exists for the entire range of SE parameters. For example, it can be verified that  $\langle \hat{O}_2 \rangle_{MF} = 0$  even for known analytical expression for the ultrastrong coupling MFGS [14, 15].

## 2. Proof of the commutation identity

Proposition
<p>Given</p> $[\hat{O}, \hat{J}] = 0, \quad (\text{A24})$ <p>to prove that</p> $\text{Tr}\{[\hat{O}, \hat{S}](\hat{S} + \hat{J})^N\} = 0. \quad (\text{A25})$

Proof: We have

$$\text{Tr}\{[\hat{O}, \hat{S}](\hat{S} + \hat{J})^N\} \equiv \text{Tr}\{T_1 - T_2\}, \quad (\text{A26})$$

where

$$T_1 = \hat{O}\hat{S}(\hat{S} + \hat{J})^N, \quad (\text{A27})$$

$$T_2 = \hat{S}\hat{O}(\hat{S} + \hat{J})^N. \quad (\text{A28})$$

The idea is that, for every term in  $T_1$ , we need to find a cyclically equivalent unique term in  $T_2$ , which will cancel it under trace. So, let a generic term in  $T_1$  be of the following form

$$e_1 = \text{Tr}\{\hat{O}\hat{S}X_1\dots X_N\}, \quad (\text{A29})$$

$$= \text{Tr}\{X_N\hat{O}\hat{S}X_1\dots X_{N-1}\}, \quad (\text{A30})$$

$$= \text{Tr}\{X_N\hat{O}X_0X_1\dots X_{N-1}\}. \quad (\text{A31})$$

Here,  $X_i \in \{\hat{S}, \hat{J}\}$  and we have defined  $X_0 \equiv \hat{S}$  for convenience. A generic term in  $T_2$  looks like

$$e_2 = \text{Tr}\{\hat{S}\hat{O}Y_1\dots Y_N\}, \quad (\text{A32})$$

$$= \text{Tr}\{Y_0\hat{O}Y_1\dots Y_N\}, \quad (\text{A33})$$

where,  $Y_i \in \{\hat{S}, \hat{J}\}$  and we have defined that  $Y_0 = \hat{S}$ . Then, for a given choice of  $X_i$ , let  $k$  be the largest integer such that  $X_k = \hat{S}$ . Note that there will always be a solution for  $k$  because  $X_0 = \hat{S}$ . Then, let us define,

$$Y_{n(\text{mod}(N+1))} \equiv X_{(n+k)(\text{mod}(N+1))}. \quad (\text{A34})$$

Note that this mapping between  $X$  and  $Y$  is one-to-one and onto. Next, since  $k$  is the largest integer such that  $X_k = \hat{S}$ , hence for  $n > k$ ,  $X_n = \hat{J}$ . Hence, we have

$$e_1 = \text{Tr}\{\hat{J}\hat{O}X_0\dots X_{k-1}S\hat{J}\dots\hat{J}\}. \quad (\text{A35})$$

Using Eq. (A24), we get,

$$e_1 = \text{Tr}\{\hat{S}\hat{O}\hat{J}\dots(N-k \text{ times})X_0\dots X_{k-1}\}, \quad (\text{A36})$$

$$= \text{Tr}\{X_k\hat{O}X_{k+1}\dots X_NX_0\dots X_{k-1}\}, \quad (\text{A37})$$

$$= \text{Tr}\{Y_0\hat{O}Y_1\dots Y_N\}, \quad (\text{A38})$$

$$= e_2. \quad (\text{A39})$$

Hence, in Eq. (A26), these two terms are going to cancel each other out, resulting in Eq. (A25).

## Appendix B: TCL2 integrals and their solution

The matrix element of the TCL2 generator  $F^{(2)}(t)$  can be evaluated as [2, 38]

$$F_{10}^{(2)}(t) = \int_0^t 4a_1a_3\eta(t-t_1)\sin((t-t_1)\Omega) dt_1, \quad (\text{B1})$$

$$F_{11}^{(2)}(t) = \int_0^t -4a_3^2\nu(t-t_1) dt_1, \quad (\text{B2})$$

$$F_{12}^{(2)}(t) = 0, \quad (\text{B3})$$

$$F_{13}^{(2)}(t) = \int_0^t -4a_1a_3\nu(t-t_1)\cos((t-t_1)\Omega) dt_1, \quad (\text{B4})$$

$$F_{20}^{(2)}(t) = \int_0^t -4a_1a_3\eta(t-t_1)(\cos((t-t_1)\Omega) - 1) dt_1, \quad (\text{B5})$$

$$F_{21}^{(2)}(t) = \int_0^t 4a_1^2\nu(t-t_1)\sin((t-t_1)\Omega) dt_1, \quad (\text{B6})$$

$$F_{22}^{(2)}(t) = \int_0^t -4\nu(t-t_1)(a_1^2\cos((t-t_1)\Omega) + a_3^2) dt_1, \quad (\text{B7})$$

$$F_{23}^{(2)}(t) = \int_0^t -4a_1a_3\nu(t-t_1)\sin((t-t_1)\Omega) dt_1. \quad (\text{B8})$$

Here, we deliberately omitted some matrix elements of this  $4 \times 4$  matrix. Trace preservation condition demands that  $F_{0i}^{(2)}(t) = 0$ . Also, the expression for the remaining matrix elements depend upon those already stated here, and are given as

$$F_{3k}^{(2)}(t) = \frac{a_1}{a_3}F_{1k}^{(2)}(t). \quad (\text{B9})$$

Eq. (B9) can be understood from the argument given in Appendix III, valid for a generic open quantum system and not just for TCL-ME. Choosing  $\hat{O}_1 = \hat{A}$  (Eq. (A7)), we have (Eq. (A10))

$$\frac{d}{dt}\langle \hat{A} \rangle_{\hat{\rho}_S(t)} = \text{Tr}\{-i[\hat{A}, \hat{H}_S]\hat{\rho}_S(t)\}. \quad (\text{B10})$$

This means that the expectation value of  $\hat{A}$  is only evolved by TCL0. Hence, for  $n > 1$ , we have

$$\text{Tr}\{\hat{A}F^{(2n)}(t)\hat{\rho}\} = 0 \quad \forall \hat{\rho}, \quad (\text{B11})$$

$$\implies \langle \hat{A}F^{(2n)}(t)\hat{\sigma}_k \rangle = 0 \text{ replacing } \hat{\rho} \rightarrow \hat{\sigma}_k, \quad (\text{B12})$$

$$\implies \langle a_3\hat{\sigma}_3F^{(2n)}(t)\hat{\sigma}_k \rangle = \langle a_1\hat{\sigma}_1F^{(2n)}(t)\hat{\sigma}_k \rangle, \quad (\text{B13})$$

$$\implies a_3F_{3k}^{(2n)}(t) = a_1F_{1k}^{(2n)}(t), \quad (\text{B14})$$

$$\implies F_{3k}^{(2)}(t) = \frac{a_1}{a_3}F_{1k}^{(2)}(t). \quad (\text{B15})$$

This gives us the desired result (Eq. (B9)), true for arbitrary order TCL-ME and not just TCL2.

Next, we solve these integrals assuming an arbitrary spectral density  $J(\omega)$ , and get a general expression for the TCL2 matrix elements as,

$$F_{10}^{(2)} = -2\pi a_1 a_3 J(\Omega), \quad (\text{B16})$$

$$F_{11}^{(2)} = -2\pi a_3^2 f(0), \quad (\text{B17})$$

$$F_{13}^{(2)} = -2\pi a_1 a_3 f(\Omega), \quad (\text{B18})$$

$$F_{20}^{(2)} = \int_0^\infty -\frac{4a_1 a_3 \Omega^2 J(\omega)}{\omega(-\omega^2 + \Omega^2)} d\omega, \quad (\text{B19})$$

$$F_{21}^{(2)} = \int_0^\infty \frac{4a_1^2 \Omega f(\omega)}{-\omega^2 + \Omega^2} d\omega, \quad (\text{B20})$$

$$F_{22}^{(2)} = -2\pi a_1^2 f(\Omega) - 2\pi a_3^2 f(0), \quad (\text{B21})$$

$$F_{23}^{(2)} = \int_0^\infty -\frac{4a_1 a_3 \Omega f(\omega)}{-\omega^2 + \Omega^2} d\omega. \quad (\text{B22})$$

Again, the remaining matrix elements are zero or can be derived from these using Eq. (B9).

### Appendix C: TCL4 integral evaluation

We will now discuss in detail the evaluation of one of the TCL4 integrals,  $F_{33}^{(4)}(t)$  (Eq. (42)) for a simpler case when  $a_3 = 0$  and  $a_1 = 1/2$ . We first expand the integrand of Eq. (42) using the definition of  $\nu(t)$  given in terms of an integral over  $\omega$  (Eq. (35)). Since we have assumed an antisymmetric spectral density,  $J(\omega)$ , this means that  $f(\omega)$  (Eq. (36)) is symmetric. Hence, we can extend the integration limit of  $\omega$  from  $(0, +\infty)$  to  $(-\infty, +\infty)$  and multiply a factor of  $1/2$  to get the following expression for  $F_{33}^{(4)}$ ,

$$\begin{aligned} F_{33}^{(4)} = \lim_{t \rightarrow \infty} \frac{1}{4} \int_{-\infty}^\infty d\omega_2 \int_{-\infty}^\infty d\omega_1 \int_0^t dt_1 \int_0^{t_1} dt_2 \int_0^{t_2} dt_3 f(\omega_1) f(\omega_2) \\ \times \left\{ \cos((t-t_2)\omega_1) \cos((t_1-t_3)\omega_2) \sin((t_1-t_2)\Omega) \sin((t-t_3)\Omega) \right. \\ \left. + \cos((t-t_3)\omega_1) \cos((t_1-t_2)\omega_2) \sin((t-t_2)\Omega) \sin((t_1-t_3)\Omega) \right\}. \end{aligned} \quad (\text{C1})$$

After analytically doing the triple time integral for arbitrary spectral density  $J(\omega)$ , which can be easily done using a computer algebra system like MATHEMATICA, we are then left with the remaining  $\omega_1$  and  $\omega_2$  integrals. The integrand now has the following form,

$$F_{33}^{(4)} = \lim_{t \rightarrow \infty} \int_{-\infty}^\infty d\omega_2 \int_{-\infty}^\infty d\omega_1 \sum_{n,m=-1}^1 D_{n,m}(\omega_1, \omega_2) e^{it(n\omega_1 + m\omega_2)}, \quad (\text{C2})$$

where  $D_{0,0}(\omega_1, \omega_2) = 0$  while the other coefficients are non-trivial functions of  $\omega_1$  and  $\omega_2$ .

Let us do the  $\omega_1$  integral first. Then, in Eq. (C2), for  $n \neq 0$ , the  $\omega_1$  integral is straightforward to evaluate because for  $n = \pm 1$ , the large  $t$  limit causes only the poles at the real line to contribute to the integral. Hence, for  $n \neq 0$  case, we are able to exactly evaluate the  $\omega_1$  integral and eliminate the variable  $\omega_1$  from the equation. The remaining  $\omega_2$  integral is dealt with likewise, giving out the final expression either as a scalar or in terms of an integral over  $\omega_2$ . After renaming  $\omega_2 \rightarrow \omega$ , the integral is evaluated as,

$$\lim_{t \rightarrow \infty} \int_{-\infty}^\infty d\omega_2 \int_{-\infty}^\infty d\omega_1 \sum_{n=\pm 1} \sum_{m=-1}^1 D_{n,m}(\omega_1, \omega_2) e^{it(n\omega_1 + m\omega_2)} = \frac{1}{2} \int_{-\infty}^\infty d\omega \frac{\pi \Omega f(\omega) f'(\Omega)}{4\omega^2 - 4\Omega^2}. \quad (\text{C3})$$

Although it does not matter in this case, the contour for the  $\omega$  integral above is defined to pass any pole at the real line from above (see fig. 1). We note that we can always achieve this by adding the contribution of the real poles to the integral explicitly. This is done to make the final result simpler in form because such a contour naturally arises for the  $n = 0$  case that we will discuss next.

The  $n = 0$  case is more complicated, as the  $\omega_1$  integral cannot be readily done for a general  $f(\omega)$ . In this case, we assume a contour  $C$  as shown in fig. 5, which is arbitrarily chosen in the positive imaginary plane such that the

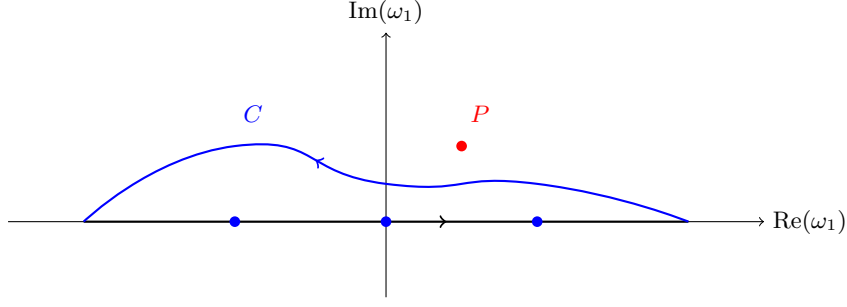


FIG. 5. Completing the contour for  $\omega_1$  integral from  $(-\infty, \infty)$ .

corresponding integral is finite, though not necessarily zero. For simplicity of the discussion, we also assume that the contour  $C$  is chosen such that it does not contain any extra poles of the integrand as a function of  $\omega_1$  (for example, note how, in fig. 5, the contour  $C$  does not include the pole  $P$ ). Then, we have

$$\int_{-\infty}^{\infty} d\omega_1 \sum_{m=\pm 1} D_{0,m}(\omega_1, \omega_2) e^{itm\omega_2} = \sum_{m=\pm 1} \left( \pi i R_m(\omega_2) e^{itm\omega_2} - \int_C D_{0,m}(z, \omega_2) e^{itm\omega_2} dz \right). \quad (\text{C4})$$

Here,  $R_m(\omega_2)$  is, for a fixed value of  $\omega_2$ , the sum of the residues of the poles of the function  $D_{0,m}(\omega_1, \omega_2)$  at real values of  $\omega_1$  (see fig. 5). Here, the expression for the sum over residues,  $R_m(\omega_2)$ , is expressed symbolically because we have not assumed any functional form of the spectral density,  $J(\omega)$ .

Next, since  $D_{0,0} = 0$ , as mentioned before, the remaining  $\omega_2$  integral can be evaluated analytically because in the large  $t$  limit, only the poles at the real value of  $\omega_2$  will contribute. Once the  $\omega_2$  variable is eliminated in this manner, the integrand becomes a function of  $\omega_1$  in the form of a finite scalar and as an integral over the contour  $C$ .

In more detail, let  $\omega_2$  equal to  $c_i$  and  $d_i$  be the real values at which the function  $R_m(\omega_2)$  and  $D_{0,m}(z, \omega_2)$  have poles, where the corresponding residue functions are symbolically denoted as  $\bar{R}_m(c_i)$  and  $\bar{D}_{0,m}(z, d_i)$ , respectively. Then, for  $m = 1$  in Eq. (C4), for example, we have,

$$\int_{-\infty}^{\infty} d\omega_2 \int_{-\infty}^{\infty} d\omega_1 D_{0,1}(\omega_1, \omega_2) e^{it\omega_2} = \pi i \sum_i \left( \pi i \bar{R}_1(c_i) e^{itc_i} - \int_C \bar{D}_{0,1}(z, d_i) e^{itd_i} dz \right). \quad (\text{C5})$$

We note that the only integral now left is over a contour  $C$  (fig. 5) which avoids any poles on the real line by passing it from above (see fig. 1). Keeping this in mind, after renaming  $\omega_1 \rightarrow \omega$ , the final result comes out as

$$\int_0^{\infty} d\omega_2 \int_0^{\infty} d\omega_1 \sum_{m=\pm 1} D_{0,m}(\omega_1, \omega_2) e^{itm\omega_2} = \frac{1}{2} \int_{-\infty}^{\infty} d\omega \frac{\pi \Omega^2 f(\omega) f(\Omega)}{2(\omega^2 - \Omega^2)^2}. \quad (\text{C6})$$

Combined, we have,

$$F_{33}^{(4)} = \frac{\pi \Omega}{4} \int_{-\infty}^{\infty} d\omega \left( \frac{f(\omega) f'(\Omega)}{2\omega^2 - 2\Omega^2} + \frac{\Omega f(\omega) f(\Omega)}{(\omega^2 - \Omega^2)^2} \right) \quad (\text{C7})$$

which agrees with Eq. (44) for  $a_3 = 0$  and  $a_1 = 1/2$ . The expression of  $F_{33}^{(4)}$  for general values of  $a_1$  and  $a_3$  and also the corresponding expression for  $F_{30}^{(4)}$  can similarly be evaluated using exactly the same steps mentioned here.

### 1. Dependence of the integral on the order of the integration

For the  $n = 0$  case above, we took a complicated route to evaluate the integral because it is not possible to readily evaluate the  $\omega_1$  integral for general  $f(\omega_1)$ . We note that since  $D_{00}(\omega_1, \omega_2) = 0$ , the corresponding  $\omega_2$  integral can be evaluated explicitly at this point, and hence, one may get tempted to simplify the calculations by doing the  $\omega_2$  integral first. Yet, this would lead to discrepancy, as here we show that the order of integration at this point has to be respected.

For  $n = 0$  and  $m = 1$  in Eq. (C2), for example,  $D_{0,1}(\omega_1, \omega_2)e^{it\omega_2}$  has the precise form given as

$$D_{0,1}(\omega_1, \omega_2)e^{it\omega_2} = \frac{\omega_2 \Omega f(\omega_1) f(\omega_2) e^{it\omega_2} (-\omega_2 \sin(t\Omega) - i\Omega \cos(t\Omega))}{2(\omega_1^2 - \omega_2^2)(\Omega^2 - \omega_1^2)(\Omega^2 - \omega_2^2)}. \quad (\text{C8})$$

Note that since  $f(\omega)$  is a symmetric function, the integrand is symmetric in  $\omega_1$  but not so in  $\omega_2$ . We have already discussed how to proceed if we do the  $\omega_1$  integral first using the contour  $C$  represented in fig. 5. We note that due to symmetry, the poles for  $\omega_1$  at  $\pm\omega_2$  and  $\pm\Omega$  do not contribute to the integral ( $R_m(\omega_2) = 0$  in Eq. (C4)). Hence, the  $\omega_1$  integral is transformed as just an integral over the contour  $C$  (fig. 5). Afterward, when we do the  $\omega_2$  integral, in large  $t$  limit, only the poles at the real values of  $\omega_2$  will contribute to the integral. The only real poles that remain are for  $\omega_2 = \pm\Omega$ . This is because on the contour  $C$ ,  $\omega_1$  now attains a positive imaginary value, and hence the poles at  $\omega_2 = \pm\omega_1$  have been lifted from the real axis of  $\omega_2$ .

On the other hand, if we try the  $\omega_2$  integral first, then the real poles at  $\omega_2 = \pm\Omega$  will give the exact same result as the integral before. But unlike in the last case, there will be some extra terms because of the poles at  $\omega_2 = \pm\omega_1$  that was not there earlier. In fact, these extra terms give divergent contributions in the large  $t$  limit, which is the limit we are interested in.

For this reason, we need to be consistent with the choice of the order of integration over the variables  $\omega_1$  and  $\omega_2$  for all the terms in the original integrand (Eq. (C2)). In other words, it does not matter whether we integrate  $\omega_1$  first or  $\omega_2$ , but we need to be consistent with this choice for all terms.

Now, we will explicitly calculate the extra divergent term that we get when we do the  $\omega_2$  integral first in Eq. (C8). This comes from the  $\omega_2 = \pm\omega_1$  poles, which contribute

$$\text{Extra Term} = \pi i \int_{-\infty}^{\infty} d\omega_1 \left( \frac{i\Omega f(\omega_1)^2 e^{-it\omega_1} (\Omega \cos(t\Omega) + i\omega_1 \sin(t\Omega))}{4(\Omega^2 - \omega_1^2)^2} + \frac{\Omega f(\omega_1)^2 e^{it\omega_1} (\omega_1 \sin(t\Omega) + i\Omega \cos(t\Omega))}{4(\Omega^2 - \omega_1^2)^2} \right) \quad (\text{C9})$$

The  $\omega_1$  contour for  $e^{-it\omega_1}$  and  $e^{it\omega_1}$  will be completed from below and above, respectively, with only the poles at  $\omega_1 = \pm\Omega$  at the real line contributing to the  $\omega_1$  integral in the large  $t$  limit. This gives

$$\text{Extra Term} = -\frac{\pi^2 f(\Omega)^2 (\sin(2t\Omega) - 2t\Omega)}{8\Omega} \quad (\text{C10})$$

which, as we claimed, is divergent in the large  $t$  limit. If we do the  $\omega_2$  integration first, followed by  $\omega_1$  integration, for all the 8 terms in Eq. (C2), the sum of the extra terms (those corresponding to Eq. (C10)) will vanish.

Eq. (C10) corresponds to the extra term coming from the  $(n = 0, m = 1)$  term in Eq. (C2). The contribution from the corresponding  $(n = 0, m = -1)$  term will be exactly the same, while those from  $(n = \pm 1, m = 0)$  terms will be of the same magnitude but opposite sign, hence leading to cancellation. The remaining terms in Eq. (C2) do not lead to any extra term.

#### Appendix D: TCL2 and TCL4 calculations for Ohmic spectral density with Drude cutoff

Next, we demonstrate the calculations for TCL2 and TCL4 generators ( $F^{(2)}$  and  $F^{(4)}$ , respectively) for Ohmic spectral density with Drude cutoff, defined to be of the form

$$J_D(\omega) = \frac{\gamma \Lambda^2 \omega}{\Lambda^2 + \omega^2}, \quad (\text{D1})$$

where  $\gamma$  is the SE coupling parameter and  $\Lambda$  is the environment cutoff frequency.

The two-point correlation functions,  $\nu(t)$  and  $\eta(t)$  (Eq. (34) and Eq. (35)) can be exactly calculated for  $J_D(\omega)$  using contour integral as [2]

$$\eta_D(t) = -\frac{1}{2} \pi \gamma \Lambda^2 e^{-t\Lambda}, \quad (\text{D2})$$

$$\nu_D(t) = \sum_{n=-\infty}^{\infty} \frac{\pi \gamma \Lambda^2 \left( \Lambda e^{-\Lambda t} - \frac{2\pi |n| e^{-\frac{2\pi t |n|}{\beta}}}{\beta} \right)}{\beta \left( \Lambda^2 - \frac{4\pi^2 |n|^2}{\beta^2} \right)}. \quad (\text{D3})$$

Hence, these two-point correlation functions can be used directly to evaluate the time integrals of TCL2 and TCL4 coefficients (Eq. (B1)-Eq. (B8) and Eq. (42) and Eq. (43)) in the long time limit. This avoids the need to do the double  $\omega$  integrals that were done in the case of our general results. The final result is then expressed in terms of a scalar, a single, or double infinite summation which can be analytically evaluated in closed form or approximated numerically.

To simplify the calculations involved, we set  $a_3 = 0$  and  $a_1 = 1$  in the SB Hamiltonian (Eq. (8)). Then the

non-zero coefficients for the TCL2 generator are given as

$$F_{21}^{(2)} = \frac{2\gamma\Lambda\Omega}{\beta(\Lambda^2 + \Omega^2)} \left( 2\pi + \beta\Lambda \left[ -2\psi^{(0)} \left( \frac{\beta\Lambda}{2\pi} + 1 \right) + \psi^{(0)} \left( 1 - \frac{i\beta\Omega}{2\pi} \right) + \psi^{(0)} \left( \frac{i\beta\Omega}{2\pi} + 1 \right) \right] \right), \quad (\text{D4})$$

$$F_{22}^{(2)} = -\frac{2\pi\gamma\Lambda^2\Omega \coth\left(\frac{\beta\Omega}{2}\right)}{\Lambda^2 + \Omega^2}, \quad (\text{D5})$$

$$F_{30}^{(2)} = -\frac{2\pi\gamma\Lambda^2\Omega}{\Lambda^2 + \Omega^2}, \quad (\text{D6})$$

$$F_{33}^{(2)} = -\frac{2\pi\gamma\Lambda^2\Omega \coth\left(\frac{\beta\Omega}{2}\right)}{\Lambda^2 + \Omega^2}. \quad (\text{D7})$$

Here and in subsequent equations,  $\psi^{(0)}(x)$  and  $\psi^{(1)}(x)$  are the digamma and trigamma functions, respectively [43]. The TCL4 coefficients  $F_{33}^{(4)}$  and  $F_{30}^{(4)}$  can also be evaluated as

$$F_{30}^{(4)} = \frac{2\gamma^2\Lambda^3\Omega}{\beta(\Lambda^2 + \Omega^2)^3} \left\{ 4\pi\beta\Lambda(\Lambda^2 - 2\Omega^2)\psi^{(0)}\left(\frac{\beta\Lambda}{2\pi} + 1\right) + 8\pi^2\Omega^2 - \beta\Lambda \left[ 2\pi(\Lambda^2 - i\Lambda\Omega - 2\Omega^2)\psi^{(0)}\left(1 - \frac{i\beta\Omega}{2\pi}\right) + 2\pi(\Lambda^2 + i\Lambda\Omega - 2\Omega^2)\psi^{(0)}\left(\frac{i\beta\Omega}{2\pi} + 1\right) - i\beta\Omega(\Lambda^2 + \Omega^2) \left( \psi^{(1)}\left(1 - \frac{i\beta\Omega}{2\pi}\right) - \psi^{(1)}\left(\frac{i\beta\Omega}{2\pi} + 1\right) \right) \right] \right\}, \quad (\text{D8})$$

$$F_{33}^{(4)} = \frac{\gamma^2\Lambda^3\Omega}{\pi\beta^2(\Lambda^2 + \Omega^2)^3} \left\{ -2i\pi\beta^2\Lambda(\Lambda^2 - 3\Omega^2)\psi^{(0)}\left(-\frac{i\beta\Omega}{2\pi}\right)^2 + 2i\pi\beta^2\Lambda(\Lambda^2 - 3\Omega^2)\psi^{(0)}\left(\frac{i\beta\Omega}{2\pi}\right)^2 + 32\pi^3\Omega + 2\beta\psi^{(0)}\left(-\frac{i\beta\Omega}{2\pi}\right) \left( 2i\pi^2(\Lambda + i\Omega)(\Lambda + 3i\Omega) - \beta^2\Lambda\Omega(\Lambda^2 + \Omega^2)\psi^{(1)}\left(-\frac{i\beta\Omega}{2\pi}\right) \right) - 2i\pi\beta^2(\Lambda - i\Omega)(\Lambda + i\Omega) \left( (\Lambda + i\Omega)\psi^{(1)}\left(-\frac{i\beta\Omega}{2\pi}\right) - (\Lambda - i\Omega)\psi^{(1)}\left(\frac{i\beta\Omega}{2\pi}\right) \right) + 2\beta\psi^{(0)}\left(\frac{i\beta\Omega}{2\pi}\right) \left( -\Lambda\beta^2\Omega(\Lambda^2 + \Omega^2)\psi^{(1)}\left(\frac{i\beta\Omega}{2\pi}\right) - 2i\pi^2(\Lambda - i\Omega)(\Lambda - 3i\Omega) \right) - 2\pi^2\beta^2\Lambda\psi^{(0)}\left(\frac{\beta\Lambda}{2\pi}\right) \operatorname{csch}^2\left(\frac{\beta\Omega}{2}\right) \left( \beta\Omega(\Lambda^2 + \Omega^2) - (\Lambda^2 - 3\Omega^2)\sinh(\beta\Omega) \right) \right\}. \quad (\text{D9})$$

We are also able to calculate the TCL2 and TCL4 matrix elements for the general SBM (for  $a_3 \neq 0$ ), but are unable to easily reduce one of the infinite sums for  $F_{33}^{(4)}$

in closed analytical form. However, we are able to approximately do the summation numerically and show its consistency with our main results.