

# On the Design of Variable Modulation and Adaptive Modulation for Uplink Sparse Code Multiple Access

Qu Luo, *Member, IEEE*, Pei Xiao, *Senior Member, IEEE*, Gaojie Chen, *Senior Member, IEEE*, and Jing Zhu, *Member, IEEE*.

**Abstract**—Sparse code multiple access (SCMA) is a promising non-orthogonal multiple access scheme for enabling massive connectivity in next generation wireless networks. However, current SCMA codebooks are designed with the same size, leading to inflexibility of user grouping and supporting diverse data rates. To address this issue, we propose a variable modulation SCMA (VM-SCMA) that allows users to employ codebooks with different modulation orders. To guide the VM-SCMA design, a VM matrix (VMM) that assigns modulation orders based on the SCMA factor graph is first introduced. We formulate the VM-SCMA design using the proposed average inverse product distance and the asymptotic upper bound of sum-rate, and jointly optimize the VMM, VM codebooks, power and codebook allocations. The proposed VM-SCMA not only enables diverse data rates but also supports different modulation order combinations for each rate. Leveraging these distinct advantages, we further propose an adaptive VM-SCMA (AVM-SCMA) scheme which adaptively selects the rate and the corresponding VM codebooks to adapt to the users' channel conditions by maximizing the proposed effective throughput. Simulation results show that the overall designs are able to simultaneously achieve a high-level system flexibility, enhanced error rate results, and significantly improved throughput performance, when compared to conventional SCMA schemes.

**Index Terms**—Sparse code multiple access (SCMA), codebook design, variable modulation SCMA (VM-SCMA), adaptive modulation, effective throughput.

## I. INTRODUCTION

NON-ORTHOGONAL multiple access (NOMA) has been envisioned as a promising multiple access technique for future wireless networks, such as the beyond fifth generation (B5G) and sixth-generation (6G) networks, to address the increasing demand for high spectral efficiency and massive connectivity [1]–[3]. Unlike the conventional orthogonal multiple access (OMA) technologies, such as time division multiple access (TDMA) and orthogonal frequency division multiple access (OFDMA), NOMA users are allowed communicate simultaneously over the same radio resources, i.e., time and frequency resources [4]. Sparse code multiple access (SCMA), combines both modulation and spreading procedures, has been

considered as a key candidate of the code-domain NOMA (CD-NOMA), and consequently has attracted a sustained research attention from both academia and industry [5]–[9]. Based on the well designed codebooks, the incoming message bits from SCMA users are directly mapped to multi-dimensional codewords [6], which are intentionally sparse so as to reduce the decoding complexity by employing the message passing algorithm (MPA).

### A. Related Works

Designing efficient sparse codebooks is considered as a fundamental approach to enhance the spectrum efficiency in SCMA. In [6], a multi-stage process for efficient codebook design was developed, consisting of the mother constellation (MC) and the user-specific constellations (e.g., shuffling, rotation angles) designs. In [10], the Star-QAM (quadrature amplitude modulation) signal constellation was employed to design the MC. In contrast, the golden angle modulated signals were utilized to design the MC with lower peak-to-average power ratio in [11]. Near-optimal codebook designs for SCMA schemes were investigated for different channel environments in [12]. Unlike the above works where the minimum Euclidean distance (MED) or minimum product distance (MPD) is employed to aid the codebook design, the codebooks reported in [13] and [14] were obtained by maximizing the constellation constrained input channel capacity and mutual information, respectively. More recently, a novel class of low-projection SCMA codebooks for ultra-low decoding complexity in down-link Rician fading channels were proposed in [15].

It is noted that the above works mainly design SCMA codebooks based on a regular structure with same codebook size. Nevertheless, this implicitly assumes that the SCMA users sharing the same radio resources have a similar quality of service (QoS) requirement and channel condition [16], which may not be realistic in practical scenarios. To meet the diverse QoS requirements of SCMA users, an alternative approach is to perform user grouping and resource allocation at the base station (BS) [16]–[18], where a sum-rate is generally considered as the optimization metric. However, it is noted that the achievable sum-rate of SCMA systems relies heavily on the sparse codebooks [16]. Moreover, when the QoS requirement or channel condition of a SCMA user changes, the BS needs to re-allocate resources or re-group the users if the codebook with same codebook size is employed, which can result in excessive signaling overhead and unaffordable complexity at

Q. Luo, P. Xiao and J. Zhu are with 5G and 6G Innovation centre, Institute for Communication Systems (ICS) of University of Surrey, Guildford, GU2 7XH, U.K. (e-mail: {q.u.loo, p.xiao, j.zhu}@surrey.ac.uk).

Gaojie Chen is with the School of Flexible Electronics (SoFE) & State Key Laboratory of Optoelectronic Materials and Technologies (OEMT), Sun Yat-sen University, Shenzhen, Guangdong 518107, China (e-mail: gaojie.chen@ieee.org).

the BS. In a nutshell, current SCMA codebooks with the same modulation order pose a challenge for user-grouping and supporting diverse data rates.

Adaptive modulation (AM) is an effective method for enhancing the spectral efficiency of SCMA by dynamically selecting the codebook with a suitable size (modulation order) based on the users' channel conditions or service needs. The AM technique has been widely applied to wireless communication systems [19]. A systematic study on the improvement in spectral efficiency obtained by optimally varying combinations of the modulation order, power, and instantaneous bit-error rate (BER) was conducted in [19]. Recently, the AM schemes have been extensively studied in power-domain NOMA (PD-NOMA) systems [20]–[22]. For example, the joint adaptive  $M$ -quadrature amplitude modulation ( $M$ -QAM) and power adaptation for a downlink two-user PD-NOMA network was investigated in [21]. In contrast, an asymmetric AM framework is introduced in [22] for uplink PD-NOMA systems, where the closed-form BER expressions were derived. Despite the widespread investigation of SCMA in the literature, to the best of the authors' knowledge, very little work has considered the spectral efficiency maximization problem for SCMA systems using AM technique.

### B. Motivations and Contributions

Despite the extensive literature on SCMA system designs, a few core issues have yet to be properly addressed. Firstly, existing SCMA systems treat all users equally and employ the codebook with the same modulation order, leading to inflexibility of supporting diverse data rates. Hence, it is pivotal to design a class of more flexible SCMA codebooks that enable diverse modulation orders whilst improving the error rate performance. Secondly, most resource management schemes on SCMA are based on Shannon theory, without placing any restrictions on the practical codebooks. Thirdly, the amalgamation of SCMA and AM is considered as a disruptive approach to further facilitate the system spectral efficiency. It is, however, challenging to investigate an adaptive codebook allocation scheme since the performance of the SCMA users are mutually coupled.

To tackle the above issues, we first propose a novel SCMA scheme, called variable modulation SCMA (VM-SCMA) where SCMA users are allowed to employ codebooks with different codebook sizes (modulation orders). Hence, a fundamental problem in VM-SCMA is how to design efficient VM sparse codebooks. It is noted that the traditional MPD and MED based codebook design metrics may not be applicable since they are derived based on regular structure with the same modulation order [10]–[12], [15], [23]. In this paper, the sum-rate and pair-wise error probability (PEP) are employed to guide the VM codebook design. Considering the fairness of different users, we propose to minimize the error rate performance of the worst user. In addition, we consider a more realistic scenario where users are located at different locations within a cell. Accordingly, the near-far effect is taken into account in the design of VM-SCMA. Since the proposed VM-SCMA enables different modulation orders for a given overall data rate  $R_b$ , a fundamental problem naturally arises, i.e., how

to adaptively select the  $R_b$  and the optimal VM codebooks according to the users' statistical channel conditions. To this end, we propose to maximize the effective throughput of VM-SCMA systems subject to a reliable error rate constraint, which is referred to as adaptive VM-SCMA (AVM-SCMA) system.

To summarize, the main contributions of this work are as follows:

- We propose a novel uplink VM-SCMA system with randomly deployed users, which serves as a general framework and subsumes the existing SCMA systems as special cases. The average inverse product distance (AIPD) of a codebook and a symbiotic sum rate upper bound are derived to guide the VM-SCMA design.
- We develop a VM matrix (VMM) that involves the modulation order assignment based on a factor graph to facilitate the VM codebook design. Moreover, low complexity solutions are developed for the design of VMM, near-optimal MCs, power allocation and codebook allocation.
- To further enhance spectrum efficiency, we propose an AVM-SCMA, which adaptively chooses the VM codebooks based on users' statistical signal-to-noise ratios (SNRs). An error rate performance model based on the received statistical SNRs is proposed to reduce the prohibitively high computational complexity of calculating the effective throughput of VM-SCMA.
- We conduct extensive numerical experiments to show the superiority of the proposed VM-SCMA and AVM-SCMA schemes. The simulations demonstrate that the overall designs are able to simultaneously provide a high-level flexibility of supporting diverse data rates, and significantly improve error rate performance and throughput compared to conventional SCMA schemes.

### C. Organization

The remainder of this paper is organized as follows. Section II presents the SCMA system model with randomly deployed users. Section III presents the basic concepts of the proposed VM-SCMA. The sum-rate and error rate performance of VM-SCMA are investigated. Accordingly, the design of VM-SCMA is formulated. Next, the detailed design of VM-SCMA is presented in Section IV. Section V introduces the proposed AVM-SCMA by maximizing the effective throughput. Numerical results are presented in Section VI to validate the performance the proposed algorithms. Finally, concluding remarks are drawn in Section VII.

### D. Notation

The  $n$ -dimensional complex and binary vector spaces are denoted as  $\mathbb{C}^n$  and  $\mathbb{B}^n$ , respectively. Similarly,  $\mathbb{C}^{k \times n}$  and  $\mathbb{B}^{k \times n}$  denote the  $(k \times n)$ -dimensional complex and binary matrix spaces, respectively.  $\mathbf{I}_n$  denotes an  $n \times n$ -dimensional identity matrix.  $\text{tr}(\mathbf{X})$  denotes the trace of a square matrix  $\mathbf{X}$ .  $\text{diag}(\mathbf{x})$  gives a diagonal matrix with the diagonal vector of  $\mathbf{x}$ .  $(\cdot)^T$ ,  $(\cdot)^\dagger$ ,  $(\cdot)^H$  and  $\mathbb{E}(\cdot)$  denote the transpose, the conjugate, the Hermitian transpose, and expectation operation, respectively.  $\mathcal{CN}(0, 1)$  denotes the standard Gaussian distribution with zero

mean and unit variance.  $\|\mathbf{x}\|_2$  and  $|x|$  return the Euclidean norm of vector  $\mathbf{x}$  and the absolute value of  $x$ , respectively.

## II. SYSTEM MODEL

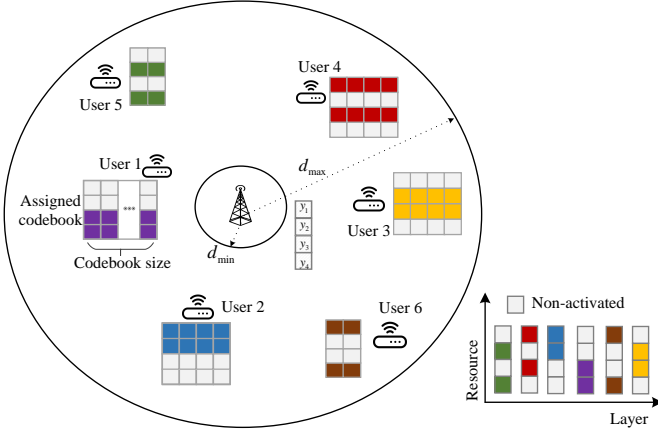


Fig. 1: Uplink SCMA system with randomly deployed users.

We consider an uplink SCMA system consisting of a BS and  $J$  randomly distributed users served by  $L$  codebooks, each consisting of  $K$  orthogonal resource nodes (RNs). The overloading factor, defined as  $\lambda = \frac{L}{K}$ , is larger than 100%. Let  $\mathcal{X} = \{\mathcal{X}_1, \mathcal{X}_2, \dots, \mathcal{X}_L\}$  be the set of  $L$  codebooks, where  $\mathcal{X}_l \in \mathbb{C}^{K \times M_l}$  denotes the  $l$ th codebook with modulation order (codebook size) of  $M_l$ . Fig. 1 shows an example of uplink SCMA system with  $K = 4$  and  $L = 6$ . The  $K$ -dimensional complex codewords in  $\mathcal{X}_l, l = 1, 2, \dots, L$  are sparse vectors with  $N$  non-zero elements and  $N < K$ . The sparse structure of  $\mathcal{X}$  can be represented by an indicator (factor graph) matrix  $\mathbf{F}_{K \times L} = [\mathbf{f}_1, \dots, \mathbf{f}_L] \in \mathbb{B}^{K \times L}$ . An element in  $\mathbf{F}$  is defined as  $f_{k,l}$ , and the variable node (VN)  $v_l$  is connected to the RN  $r_k$  if and only if  $f_{k,l} = 1$ . A factor graph can graphically represent the sharing of the RNs among multiple VNs. Fig. 2 illustrates an example of the indicator matrix and the corresponding factor representation of  $K = 4, J = 6, d_v = 2$  and  $d_f = 3$ .

We further denote the binary matrix  $\mathbf{W} = \{w_{l,j}\}_{L \times J}$  as the codebook allocation matrix, where  $w_{l,j} \in \{0, 1\}$  and  $w_{l,j} = 1$  denotes the  $l$ th codebook is allocated to the  $j$ th user. In this paper, we assume  $L = J$  and each user is assigned with only one codebook, i.e.,  $\sum_{l=1}^L w_{l,j} = 1, j = 1, 2, \dots, J$ . In the rest of the paper, we denote  $l$  and  $j$  as the subscripts for the codebook and user indexes, respectively, and employ  $J$  to represent the total number for codebooks and users. Then, the  $j$ th user's codebook is given by  $\mathcal{S}_j = \sum_{l=1}^L w_{l,j} \mathcal{X}_l$ . Accordingly, the sparse structure of  $\mathcal{S} = \{\mathcal{S}_1, \mathcal{S}_2, \dots, \mathcal{S}_J\}$  can be represented by an equivalent indicator matrix, which is given by  $\tilde{\mathbf{F}} = [\tilde{\mathbf{f}}_1, \tilde{\mathbf{f}}_2, \dots, \tilde{\mathbf{f}}_J] = \mathbf{F}\mathbf{W}$ . The set of column indices sharing the  $k$ th RN of  $\mathbf{F}$  and  $\tilde{\mathbf{F}}$  are defined as  $\phi_{\mathbf{F}}(k) = \{j | f_{k,j} = 1\}$ , and  $\phi_{\tilde{\mathbf{F}}}(k) = \{j | \tilde{f}_{k,j} = 1\}$ , respectively. Similarly, define  $\varphi_{\mathbf{F}}(j) = \{k | f_{k,j} = 1\}$ ,  $\varphi_{\tilde{\mathbf{F}}}(j) = \{k | \tilde{f}_{k,j} = 1\}$  as the set of row indices sharing the  $j$ th VN of  $\mathbf{F}$  and  $\tilde{\mathbf{F}}$ , respectively.

Let  $\mathbf{h}_j = [h_{j,1}, h_{j,2}, \dots, h_{j,K}]^T$  be the channel vector between the  $j$ th user to the BS, where  $h_{j,k} = g_{j,k} d_j^{-\frac{\alpha}{2}}$ ,

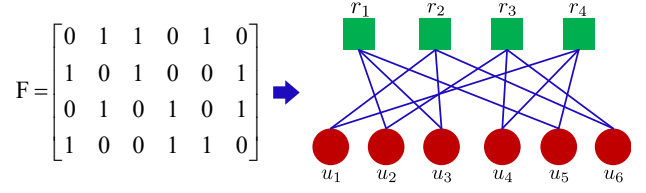


Fig. 2: Factor representation of a SCMA system.

$g_{j,k} \sim \mathcal{CN}(0, 1)$  denotes a Rayleigh fading coefficient,  $d_j$  is the distance between the BS and the  $j$ th user, and  $\alpha \geq 1$  is the path loss coefficient. Let  $\mathbf{d} = [d_1, d_2, \dots, d_J]^T$  be the distance vector of  $J$  users. Without loss of generality, we assume  $d_1 \geq d_2 \geq \dots \geq d_J$ . The path loss model is given by [24]

$$d_j^{-\alpha/2} = \begin{cases} d_j^{-\alpha/2}, & d_{\min} < d_j \leq d_{\max}, \\ d_{\min}^{-\alpha/2}, & d_j \leq d_{\min}, \end{cases} \quad (1)$$

where  $d_{\min}$  and  $d_{\max}$  are the minimum and maximum user link distances, respectively. The  $K$ -dimensional received signal  $\mathbf{y}$  at the BS is expressed as

$$\mathbf{y} = \sum_{j=1}^J \text{diag}(\mathbf{h}_j) \sqrt{p_j} \mathbf{s}_j + \mathbf{n}, \quad (2)$$

where  $\mathbf{s}_j$  is the transmitted codeword of the  $j$ th user drawn from  $\mathcal{S}_j$ ,  $\mathbf{n} = [n_1, n_2, \dots, n_K]^T$  denotes the Gaussian noise (AWGN) vector with  $n_k \sim \mathcal{CN}(0, N_0)$  and  $p_j, 1 \leq j \leq J$ , is the transmit power of user  $j$ .

### A. MPA

Benefiting from the sparsity of SCMA codewords, the MPA detector is applied to reduce the decoding complexity while achieving maximum likelihood performance. The MPA algorithm employs an iterative approach for multi-user detection, wherein it calculates probability distributions for edges using a factor graph structure [25]. Denote  $I_{r_k \rightarrow v_j}^{(t)}(\mathbf{x}_j)$  and  $I_{v_j \rightarrow r_k}^{(t)}(\mathbf{x}_j)$  as the belief message propagated from  $r_k$  to  $v_j$  and  $v_j$  to  $r_k$  at the  $t$ th iteration, respectively. The iterative messages exchanged between RNs and VNs are computed as

$$\begin{aligned} I_{r_k \rightarrow v_j}^{(t)}(\mathbf{x}_j) &= \sum_{\substack{i \in \phi_{\tilde{\mathbf{F}}}(k) \setminus \{j\} \\ \mathbf{x}_i \in \mathcal{X}_i}} \frac{1}{\sqrt{2\pi N_0}} \exp \left\{ -\frac{|y_k - h_k \sum_{i \in \phi_{\tilde{\mathbf{F}}}(k)} x_{k,i}|^2}{2N_0} \right\} \\ &\quad \times \prod_{i \in \phi_{\tilde{\mathbf{F}}}(k) \setminus \{j\}} I_{v_i \rightarrow r_k}^{(t-1)}(\mathbf{x}_i), \end{aligned} \quad (3)$$

and

$$I_{v_j \rightarrow r_k}^{(t)}(\mathbf{x}_j) = \kappa_j \times \prod_{\ell \in \varphi_{\tilde{\mathbf{F}}}(j) \setminus \{k\}} I_{r_\ell \rightarrow v_j}^{(t-1)}(\mathbf{x}_j), \quad (4)$$

where  $\kappa_j$  is a normalization factor,  $\phi_{\tilde{\mathbf{F}}}(k) \setminus \{j\}$  represents removing the  $j$ th VN from the set  $\phi_{\tilde{\mathbf{F}}}(k)$ , and  $\varphi_{\tilde{\mathbf{F}}}(j) \setminus \{k\}$  represents removing the  $k$ th RN from the set  $\varphi_{\tilde{\mathbf{F}}}(j)$ . The prior probability of the codeword is initialized as

$$I_{r_k \rightarrow v_j}^{(0)}(\mathbf{x}_j) = \frac{1}{M_j}, \forall j = 1, \dots, J, \forall k \in \varphi_{\tilde{\mathbf{F}}}(j). \quad (5)$$

### III. THE PROPOSED VM-SCMA

We consider a generalized case, where  $J$  SCMA users are randomly distributed within a cell and can employ the sparse codebooks with different modulation orders. To better demonstrate the idea of VM-SCMA, we first define  $\mathbf{m} = \{M_{l'}\}^{J \times 1}$  as the set of possible modulation order combinations that achieve a total rate of  $R_b$ , i.e.,  $\sum_{l'=1}^J \log_2(M_{l'}) = R_b$ . Then, we introduce the following definition:

**Definition 1:** Define a VMM, denoted by  $\mathbf{M}_{K \times J}$ , as the allocated modulation orders from  $\mathbf{m}$  to the  $J$  codebooks based on the factor graph. Considering the example where  $K = 4, J = 6, d_v = 2$ , and  $d_f = 3$ , the VMM is defined as

$$\mathbf{M}_{4 \times 6} = \begin{bmatrix} 0 & M_2 & M_3 & 0 & M_5 & 0 \\ M_1 & 0 & M_3 & 0 & 0 & M_6 \\ 0 & M_2 & 0 & M_4 & 0 & M_6 \\ M_1 & 0 & 0 & M_4 & M_5 & 0 \end{bmatrix}, \forall M_l \in \mathbf{m}, \quad (6)$$

where  $M_l$  is the assigned modulation order for the  $l$ th layer. Note that we will frequently use a VMM in Section IV.

Clearly, for a given valid  $R_b$ , there exist multiple  $\mathbf{m}$ , and for each  $\mathbf{m}$ , there are  $J!$  allocation strategies which can lead to different VMMs. In existing SCMA codebook designs,  $M_{l'} = M_l, 1 \leq \forall l', l \leq J$  is generally assumed. In contrast, the proposed VM-SCMA supports different modulation orders for the  $J$  codebooks.

After define the AMM, we present the major differences between the proposed VM-SCMA and AVM-SCMA in Remark 1.

**Remark 1:** In the proposed VM-SCMA, we aim to design the optimal VM codebooks including the VMM (i.e.,  $\mathbf{M}_{4 \times 6}$ ), codebook allocation and power allocation under a given  $R_b$ . For example, for a given rate of  $R_b = 12$  bits, one can choose different modulation order combinations, e.g.,  $\mathbf{m} = \{4, 4, 4, 4, 4, 4\}$  and  $\mathbf{m} = \{2, 2, 2, 4, 8, 16\}$ . In addition, for each  $\mathbf{m}$ , the  $\mathbf{M}_{4 \times 6}$  can also be different. For example, the following are two valid VMMs for  $\mathbf{m} = \{2, 2, 2, 4, 8, 16\}$ :

$$\mathbf{M}_{4 \times 6}^{(1)} = \begin{bmatrix} 0 & 2 & 2 & 0 & 8 & 0 \\ 2 & 0 & 2 & 0 & 0 & 16 \\ 0 & 2 & 0 & 4 & 0 & 16 \\ 2 & 0 & 0 & 4 & 8 & 0 \end{bmatrix}, \mathbf{M}_{4 \times 6}^{(2)} = \begin{bmatrix} 0 & 2 & 2 & 0 & 2 & 0 \\ 4 & 0 & 2 & 0 & 0 & 16 \\ 0 & 2 & 0 & 8 & 0 & 16 \\ 4 & 0 & 0 & 8 & 2 & 0 \end{bmatrix}. \quad (7)$$

Hence, the goal of VM-SCMA design is to determine the optimal VMM, codebook and power allocation under the data rate constraint  $R_b$ .

Building upon the proposed VM codebooks, the AMV-SCMA aims to adaptively choose a large  $R_b$  based on users' statistical channel conditions under a reliable error rate constraint. The detailed design of AVM will be presented in Section V.

#### A. Fundamentals of VM-SCMA

1) *Sum rate of VM-SCMA:* The signal model of (2) can be written in an equivalent MIMO channel model, i.e.,

$$\mathbf{y} = \mathbf{H}\mathbf{s} + \mathbf{n}, \quad (8)$$

where  $\mathbf{H} = [\mathbf{H}_1, \mathbf{H}_2, \dots, \mathbf{H}_J] \in \mathbb{C}^{K \times KJ}$ ,  $\mathbf{H}_j = \text{diag}(\mathbf{h}_j)$ , and  $\mathbf{s} = [\sqrt{p_1}\mathbf{s}_1^T, \sqrt{p_2}\mathbf{s}_2^T, \dots, \sqrt{p_J}\mathbf{s}_J^T]^T$ . Denote the covariance matrix of  $\mathbf{s}$  by  $\mathbf{K}_s \in \mathbb{C}^{KJ \times KJ}$ . Based on the MIMO signal model in (8), the maximum mutual information between

the transmitted signal  $\mathbf{S} = [\mathbf{s}_1, \mathbf{s}_2, \dots, \mathbf{s}_J]$  and received signal is given by [26]

$$\begin{aligned} I(\mathbf{S}; \mathbf{y}|\mathbf{H}) &= \log \det(\mathbf{I}_K + \frac{1}{N_0} \mathbf{H} \mathbf{K}_s \mathbf{H}^*) \\ &= \log \det \begin{pmatrix} 1 + \frac{\sum_{j=1}^J h_{j,1}^2 p_j \mathbb{E}(s_{j,1}^2)}{N_0} & \dots & 0 \\ \vdots & \ddots & \vdots \\ 0 & \dots & 1 + \frac{\sum_{j=1}^J h_{j,K}^2 p_j \mathbb{E}(s_{j,K}^2)}{N_0} \end{pmatrix} \\ &= \sum_{k=1}^K \log \left( 1 + \frac{\sum_{j=1}^J h_{j,k}^2 p_j \mathbb{E}(s_{j,k}^2)}{N_0} \right). \end{aligned} \quad (9)$$

**Lemma 1:** The ergodic channel capacity of VM-SCMA is given by

$$\begin{aligned} C &= \max \mathcal{I}(\mathbf{X}; \mathbf{y}|\mathbf{H}) \\ &= K \left[ \exp\left(\frac{N_0}{P}\right) \mathbb{E}_1\left(\frac{N_0}{P}\right) \right], \end{aligned} \quad (10)$$

where  $\mathbb{E}_n(x) = \int_0^\infty \frac{e^{-xt}}{t^n} dt$  is the exponential integral function and  $\bar{P} = \frac{1}{K} \sum_{j=1}^J d_j^{-\alpha} p_j$  is the average receive power of a subcarrier. The above bound only holds when the average received power at each subcarrier is the same, i.e.,

$$\sum_{j \in \Phi_{\bar{P}}(1)} p_j d_j^{-\alpha} = \sum_{j \in \Phi_{\bar{P}}(2)} p_j d_j^{-\alpha} = \dots = \sum_{j \in \Phi_{\bar{P}}(K)} p_j d_j^{-\alpha}. \quad (11)$$

**Proof:** The concavity of the logarithmic function in (9) gives rise to

$$\begin{aligned} I(\mathbf{S}; \mathbf{y}|\mathbf{H}) &\leq I_U(\mathbf{S}; \mathbf{y}|\mathbf{H}) \\ &= K \log \left( 1 + \frac{\sum_{k=1}^K \sum_{j=1}^J g_j^2 d_j^{-\alpha} p_j \mathbb{E}(s_{j,k}^2)}{K N_0} \right) \end{aligned} \quad (12)$$

by applying the Jensen's inequality. The equality of (12) holds if and only if (11) is satisfied. The probability density function of a squared channel gain  $g_j^2$  is  $g_R(x) = \frac{1}{2} e^{-x^2/2}, x \geq 0$ . Hence, the ergodic channel capacity of VM-SCMA can be expressed as [27]

$$\begin{aligned} C &= \int_0^{+\infty} I_U(\mathbf{S}; \mathbf{y}|\mathbf{H}) g_R(x) dx \\ &= K \exp \left( \frac{N_0}{\bar{P} \sum_{k=1}^K \mathbb{E}(s_{j,k}^2)} \right) \mathbb{E}_1 \left( \frac{N_0}{\bar{P} \sum_{k=1}^K \mathbb{E}(s_{j,k}^2)} \right). \end{aligned} \quad (13)$$

Note that the average power of a codeword is normalized, i.e.,  $\sum_{k=1}^K \mathbb{E}(s_{j,k}^2) = 1$ . Hence, this completes the proof of Lemma 1.

2) *PEP Analysis of VM-SCMA:* Define a vector for  $\hat{\mathbf{S}} = [\hat{\mathbf{s}}_1, \hat{\mathbf{s}}_2, \dots, \hat{\mathbf{s}}_J]$ , where  $\hat{\mathbf{s}}_j \in \mathcal{S}_j, j = 1, 2, \dots, J$ . Let  $\Pr\{\mathbf{S} \rightarrow \hat{\mathbf{S}}\}$  be the unconditional PEP that  $\hat{\mathbf{s}}$  is detected while the actually transmitted codewords is  $\mathbf{s}$ . Assume that a maximum likelihood detector is employed at the receiver, the upper



bound on the asymptotic average SER (ASER) is given by [15]

$$P(e) \leq \frac{1}{\prod_{j=1}^J |\mathcal{S}_j|} \sum_{\mathbf{s}} \sum_{\hat{\mathbf{s}} \neq \mathbf{s}} \Pr\{\mathbf{S} \rightarrow \hat{\mathbf{S}}\}. \quad (14)$$

A tight approximation of  $\Pr\{\mathbf{S} \rightarrow \hat{\mathbf{S}}\}$  in Rayleigh fading channels can be computed as follows [28]:

$$\Pr\{\mathbf{S} \rightarrow \hat{\mathbf{S}}\} \simeq \frac{1}{12} \prod_{k=1}^K \frac{1}{1 + \frac{\Delta_{\mathbf{s} \rightarrow \hat{\mathbf{s}}}(k)}{4N_0}} + \frac{1}{4} \prod_{k=1}^K \frac{1}{1 + \frac{\Delta_{\mathbf{s} \rightarrow \hat{\mathbf{s}}}(k)}{3N_0}}, \quad (15)$$

where  $\Delta_{\mathbf{s} \rightarrow \hat{\mathbf{s}}}(k) = \sum_{j=1}^J p_j d_j^{-\alpha} |s_{j,k} - \hat{s}_{j,k}|^2$ . We further define the set  $D_{\mathbf{s} \rightarrow \hat{\mathbf{s}}} \triangleq \{k : \Delta_{\mathbf{s} \rightarrow \hat{\mathbf{s}}}(k) \neq 0, 1 \leq k \leq K\}$ , and let  $G_{\mathbf{s} \rightarrow \hat{\mathbf{s}}}$  be the cardinality of  $D_{\mathbf{s} \rightarrow \hat{\mathbf{s}}}$ . At sufficiently high SNRs, it follows that

$$\Pr\{\mathbf{S} \rightarrow \hat{\mathbf{S}}\} \simeq N_0^{-G_{\mathbf{s} \rightarrow \hat{\mathbf{s}}}} \left( \frac{4^{G_{\mathbf{s} \rightarrow \hat{\mathbf{s}}}}}{12} + \frac{3^{G_{\mathbf{s} \rightarrow \hat{\mathbf{s}}}}}{4} \right) \prod_{k \in D_{\mathbf{s} \rightarrow \hat{\mathbf{s}}}} \Delta_{\mathbf{s} \rightarrow \hat{\mathbf{s}}}(k). \quad (16)$$

Note that the minimum value of  $G_{\mathbf{s} \rightarrow \hat{\mathbf{s}}}$  can be  $N$  which corresponds to the pairwise error event that all of the detected codewords are correct except a codeword of only one layer. This holds true for both VM-SCMA and conventional SCMA with the same modulation order. Hence, we propose to approximate (14) as

$$\begin{aligned} P(e) &\simeq \frac{1}{\prod_{j=1}^J |\mathcal{S}_j|} \sum_{\mathbf{s}} \sum_{\hat{\mathbf{s}} \neq \mathbf{s}, G_{\mathbf{s} \rightarrow \hat{\mathbf{s}}} = N} \Pr\{\mathbf{S} \rightarrow \hat{\mathbf{S}}\} \\ &= \frac{N_0^{-N} 4^N + 2 \times 3^N}{J} \times \\ &\quad \sum_{j=1}^J \frac{d_j^{\alpha N}}{p_j^N} \underbrace{\frac{1}{|\mathcal{S}_j|} \sum_{\mathbf{s}_j} \sum_{\hat{\mathbf{s}}_j \neq \mathbf{s}_j} \prod_{k \in \Phi_{\mathbf{F}}(j)} |s_{j,k} - \hat{s}_{j,k}|^{-2}}_{\text{AIPD}(\mathcal{S}_j)}, \end{aligned} \quad (17)$$

where  $\text{AIPD}(\mathcal{S}_j)$  is referred to as the AIPD of  $\mathcal{S}_j$ . Clearly, the term  $\frac{d_j^{\alpha N}}{p_j^N} \text{AIPD}(\mathcal{S}_j)$  can be regarded as the ASER of the  $j$ th user. It is note that (17) only holds tight at sufficiently high SNRs, however, it is still effective to improve the ASER of the  $j$ th user by improving  $\frac{d_j^{\alpha N}}{p_j^N} \text{AIPD}(\mathcal{S}_j)$ , provided that the VMM is well designed.

*Remark 2: (11) is the condition of achieving the asymptotic bound of sum rate, derived from the perspective of RNs, i.e. the rows of the factor graph. Different from (11), (17) is derived based on the BER of VM-SCMA, which can be interpreted by analyzing the PEP from the perspective of VNs, corresponding to the columns of the factor graph.*

### B. Problem Formulation

In the proposed VM-SCMA, VM codebooks ( $\mathcal{X}$ ) are generated according to the VMM. In addition, once the VM codebooks are obtained, the codebook of the  $j$ th user is generated by  $\mathcal{S}_j = \sum_{l=1}^J w_{j,l} \mathcal{X}_l, 1 \leq j \leq J$ , where  $w_{j,l}$  is the codebook allocation strategy. The objective of VM-SCMA design is to design the power allocation strategy, VMM, VM codebooks, and the codebook allocation strategy for low error rate performance and large mutual information.

It is noted that the VMM should be designed subject to a total rate of  $R_b$ . This is reasonable since without the rate constraint, the VMM tends to select a lower modulation order since the resultant codebooks generally leads to lower SER performance. Considering the fairness of different users, we propose to minimize the SER performance of the worst user. Hence, the VM-SCMA design is formulated as <sup>1</sup>

$$\mathcal{P}_1 : \mathbf{S}, \mathbf{p} = \arg \min_{\mathbf{S}, \mathbf{p}} \max_{1 \leq j \leq J} \frac{d_j^{\alpha N}}{p_j^N} \text{AIPD}(\mathcal{S}_j) \quad (18a)$$

$$\text{s.t.} \quad \mathcal{S}_j = \sum_{l=1}^J w_{j,l} \mathcal{X}_l, 1 \leq j \leq J, \quad (18b)$$

$$\sum_{l=1}^J w_{l,j} = 1, \forall w_{l,j} \in \{0, 1\}, \quad (18c)$$

$$\text{Tr}(\mathcal{X}_l^H \mathcal{X}_l) = M_l, 1 \leq l \leq J, \quad (18d)$$

$$\sum_{j=1}^J p_j = J, \quad (18e)$$

$$\sum_{l=1}^J \log_2 M_l = R_b, R_b \in \mathcal{R}, \quad (18f)$$

$$\sum_{j \in \Phi_{\mathbf{F}}(k')} p_j d_j^{-\alpha} = \sum_{j \in \Phi_{\mathbf{F}}(k')} p_j d_j^{-\alpha}, \quad (18g)$$

$$1 \leq k', k \leq K, \quad d_{\min} < \forall d_j \leq d_{\max}. \quad (18h)$$

The modulation order of  $\mathcal{X}_l$  is determined by the VMM, i.e.,  $|\mathcal{X}_l| = M_l$ . The codebook allocation strategy is given by (18b) and (18c). (18d) ensures that the average power of each codeword is normalized to unit, and we assume the total transmitted power is  $J$ , i.e., (18e). (18f) denotes that the overall data rate is constrained to  $R_b \in \mathcal{R}$ , where  $\mathcal{R}$  is the data rates which can be supported by VM-SCMA. (18g) and (18h) are the constraints in (11), which ensure the VM-SCMA can attain large mutual information.

*Remark 3:  $\mathcal{P}_1$  can be regarded as a generalized codebook design problem since the power factors can be merged into the codebooks. It is noted that unlike existing codebook design schemes which consider the MPD as a design metric for Rayleigh fading channels, we mainly employ the proposed AIPD and the constraint derived by the asymptotic bound of sum rate, i.e., (11). Due to different modulation orders are supported within a VMM, the conventional MPD-based criteria is inapplicable as it is derived for sparse codebooks with the same modulation order.*

### IV. VM-SCMA: DETAILED DESIGN

In this section, we investigate the detailed design of VM-SCMA. We first introduce the design of MCs with various modulation orders. Then, a generalized VM-SCMA, which can accommodate arbitrary modulation orders, is proposed by relaxing the constraints (18g) and (18h) in  $\mathcal{P}_1$ . Finally, optimal VM-SCMA that satisfies constraints (18b)-(18h) is introduced.

<sup>1</sup>In this paper, statistical channel information is considered for VM-SCMA design instead of instantaneous channel information. This approach allows the proposed design to benefit from low signaling overhead in VM codebook and power allocations, making it suitable for practical applications. The VM-SCMA design with instantaneous instantaneous channel information will be considered in our future work.

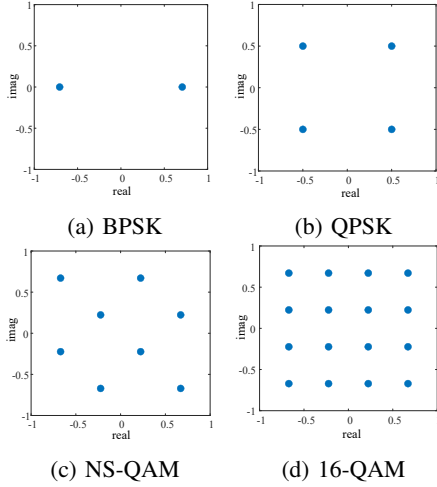


Fig. 3: The employed basic constellation  $\mathbf{a}$  for  $M = 2, 4, 8, 16$ .

#### A. Design MC pool

Let  $\mathcal{C}_{MC}^M = [\mathbf{c}_1^T, \mathbf{c}_2^T, \dots, \mathbf{c}_M^T]^T \in \mathbb{C}^{N \times M}$  be an  $N$ -dimensional MC with its cardinality given by  $M$ . The MCs with different modulation orders constitute an MC pool. When considering uplink Rayleigh fading channels, the  $l$ th codebook is generated by

$$\mathcal{X}_l = \mathbf{V}_l \mathcal{C}_{MC}^{M_l}, \quad (19)$$

where  $\mathbf{V}_l \in \mathbb{B}^{K \times N}$  is a mapping matrix that maps the  $N$ -dimensional vector to a  $K$ -dimensional sparse codeword.  $\mathbf{V}_l$  can be constructed according to the position of the '0' elements of  $\mathbf{f}_l$  by inserting all-zero row vectors into the identity matrix  $\mathbf{I}_N$ . For example, for the indicator matrix shown in Fig. 2, we have

$$\mathbf{V}_1 = \begin{bmatrix} 0 & 0 \\ 1 & 0 \\ 0 & 0 \\ 0 & 1 \end{bmatrix}, \mathbf{V}_2 = \begin{bmatrix} 1 & 0 \\ 0 & 0 \\ 0 & 1 \\ 0 & 0 \end{bmatrix}, \mathbf{V}_3 = \begin{bmatrix} 1 & 0 \\ 0 & 1 \\ 0 & 0 \\ 0 & 0 \end{bmatrix}, \quad (20)$$

$$\mathbf{V}_4 = \begin{bmatrix} 0 & 0 \\ 0 & 0 \\ 1 & 0 \\ 0 & 1 \end{bmatrix}, \mathbf{V}_5 = \begin{bmatrix} 1 & 0 \\ 0 & 0 \\ 0 & 1 \\ 0 & 0 \end{bmatrix}, \mathbf{V}_6 = \begin{bmatrix} 0 & 0 \\ 1 & 0 \\ 0 & 1 \\ 0 & 0 \end{bmatrix}.$$

To design VM-SCMA, the MC pool needs to be determined first. In this paper, a multi-stage design scheme is proposed to design  $\mathcal{C}_{MC}$ , which mainly includes: a) choose a one dimensional basic constellation, denoted as  $\mathbf{a} \in \mathbb{C}^{M \times 1}$ , with large MED; b) permute  $\mathbf{a}$  to obtain the  $N$ -dimensional MC, i.e.,

$$\mathcal{C}_{MC}^M = [\pi_1(\mathbf{a}), \pi_2(\mathbf{a}), \dots, \pi_N(\mathbf{a})]^T, \quad (21)$$

where  $\pi_n$  denotes the permutation operator in the  $n$ th dimension. The permutation metric is the AIPD of the MC, i.e.,

$$\Upsilon_{\text{Per}} = \frac{1}{M} \sum_{i=1}^M \sum_{m=1, m \neq i}^M \prod_{n=1}^N |c_{n,i} - c_{n,m}|^{-2}, \quad (22)$$

where  $c_{n,i}$  denotes the  $i$ th symbol the  $n$ th entry of  $\mathcal{C}_{MC}^M$ . Considering the decoding complexity of MPA, we only consider  $M = 2, 4, 8$ , and 16. The basic constellations employed are the binary phase-shift keying (BPSK), quadrature PSK (QPSK), non-squared QAM (NS-QAM) and 16-QAM, as shown in Fig. 3.

#### B. Generalized VM-SCMA

After designing the MC pool, it is still challenging to directly solve the problem of  $\mathcal{P}_1$  due to the non-convex constraints. In this subsection, we propose to address  $\mathcal{P}_1$  by dividing it into several sub-problems, namely, power allocation, codebook allocation and VMM design.

1) *Power allocation*: We start by investigating the power allocation scheme under the fixed VMM and codebook allocation. Assuming that the codebooks  $\mathcal{S}_j, j = 1, 2, \dots, J$  are already determined, the power allocation of the codebook is then formulated as

$$\mathcal{P}_{1-2} : \mathbf{p} = \arg \min_{\mathbf{p}} \max_{1 \leq j \leq J} \frac{d_j^{\alpha N}}{p_j^N} \text{AIPD}(\mathcal{S}_j) \quad (23a)$$

$$\text{s.t.} \quad (18e), (18g), (18h). \quad (23b)$$

It is noted that (18g) and (18h) are strong constraints involve power allocation, codebook allocation and VMM design. Here, we first investigate the power allocation strategy under the total power constraint, i.e., (18e). The detailed investigation of constraints (18g) and (18h) will be discussed later. Obviously, the power allocation strategy can be obtained by solving the following linear equations:

$$\Xi = \frac{d_1^\alpha}{p_1} \sqrt[N]{\text{AIPD}(\mathcal{S}_1)} = \frac{d_2^\alpha}{p_2} \sqrt[N]{\text{AIPD}(\mathcal{S}_2)} \\ = \dots = \frac{d_J^\alpha}{p_J} \sqrt[N]{\text{AIPD}(\mathcal{S}_J)}. \quad (24)$$

Under the total power constraint of (18e), we have

$$p_j = \frac{d_j^\alpha \sqrt[N]{\text{AIPD}(\mathcal{S}_j)}}{\sum_{j=1}^J d_j^\alpha \sqrt[N]{\text{AIPD}(\mathcal{S}_j)}} J, \quad j = 1, 2, \dots, J. \quad (25)$$

2) *Codebook allocation*: Then, we investigate codebook allocation scheme under the fixed power allocation strategy and VMM. Substituting (25) into (24), we have

$$\Xi = \frac{1}{J} \sum_{j=1}^J d_j^\alpha \sqrt[N]{\text{AIPD}(\mathcal{S}_j)} \\ = \frac{1}{J} \sum_{j=1}^J d_j^\alpha \sum_{l=1}^J w_{j,l} \sqrt[N]{\text{AIPD}(\mathcal{X}_l)}. \quad (26)$$

As discussed in Section III-A, it is effective to improve the error rate performance of a single user by minimizing  $\Xi$ . Hence, the codebook allocation problem is formulated as

$$\mathcal{P}_{1-3} : \mathbf{W} = \arg \min_{\mathbf{W}} \Xi \quad (18a)$$

$$\text{s.t.} \quad (18c). \quad (27a)$$

Clearly,  $\Xi$  achieves the minimum value when a codebook with larger AIPD value is assigned for the user with smaller  $d_j$ . Namely, the user closer to the BS should be assigned a codebook with a higher modulation order, as it enjoys a larger AIPD value.

3) *VMM design*: Under the power allocation scheme of (25), (18g) and (18h) can be simplified to

$$\sum_{j \in \Phi_{\mathbf{F}}(k')} \sqrt[N]{\text{AIPD}(\mathcal{S}_j)} = \sum_{j \in \Phi_{\mathbf{F}}(k)} \sqrt[N]{\text{AIPD}(\mathcal{S}_j)}, 1 \leq k, k' \leq K. \quad (28)$$

It is noted that the codebook allocation does not affect the set of codebooks associated with the  $k$ th RN in a VMM. Hence, (28) can be reformulated as

$$\sum_{j \in \Phi_{\mathbf{F}}(k')} \sqrt[N]{\text{AIPD}(\mathcal{S}_j)} = \sum_{j \in \Phi_{\mathbf{F}}(k)} \sqrt[N]{\text{AIPD}(\mathcal{S}_j)}, 1 \leq k, k' \leq K. \quad (29)$$

Since the codebooks with different modulation orders have different AIPD values, (28) holds only if the set of modulation orders associated with the  $k$ th RN are the same. Denoted  $\mathcal{M}(k) = \{M_l | f_{k,l} = 1, l = 1, 2, \dots, J\}$  by the modulation orders being associated with the  $k$ th RN in a VMM. Namely, the following should hold:

$$\mathcal{M}(1) = \mathcal{M}(2) = \dots = \mathcal{M}(K). \quad (30)$$

Unfortunately, (30) may not be achieved for all VMMs. For example, (30) doesn't hold when the number of different modulation orders needs to be assigned to a VMM is larger than  $d_f$ . Hence, the goal is transformed to minimize the following metric:

$$\tau = \max_{1 \leq k < k' \leq K} \left| \sum_{l \in \Phi_{\mathbf{F}}(k')} \sqrt[N]{\text{AIPD}(\mathcal{X}_l)} - \sum_{l \in \Phi_{\mathbf{F}}(k)} \sqrt[N]{\text{AIPD}(\mathcal{X}_l)} \right|. \quad (31)$$

For a given  $\mathbf{m}$ , the number of allocations of  $\mathbf{m}$  to VMM is  $J!$ . To obtain the optimal allocation, exhaustive search is computationally feasible for small values of  $J$  as the VMM can be designed offline. For large  $J$ , we propose a layer switch algorithm to reduce the computational complexity of obtaining VMM. The proposed detailed design for generalized VM-SCMA is summarized in Algorithm 1.

*Example 1:* We now give an example to illustrate the proposed generalized VM-SCMA. Specifically, we consider the VM-SCMA with  $R_b = 17$  bits. There are different values of  $\mathbf{m}$  to achieve this rate, such as  $\mathbf{m} = \{2, 2, 8, 16, 16, 16\}$  and  $\mathbf{m} = \{4, 8, 8, 8, 8, 8\}$ . For each  $\mathbf{m}$ , the VMM can also be different. In particular, we consider the following four VMMs:

$$\begin{aligned} \mathbf{M}_{4 \times 6}^{(3)} &= \begin{bmatrix} 0 & 2 & 8 & 0 & 16 & 0 \\ 2 & 0 & 8 & 0 & 0 & 16 \\ 0 & 2 & 0 & 16 & 0 & 16 \\ 2 & 0 & 0 & 16 & 16 & 0 \end{bmatrix}, \mathbf{M}_{4 \times 6}^{(4)} = \begin{bmatrix} 0 & 16 & 16 & 0 & 16 & 0 \\ 2 & 0 & 16 & 0 & 0 & 8 \\ 0 & 16 & 0 & 2 & 0 & 8 \\ 2 & 0 & 0 & 2 & 16 & 0 \end{bmatrix}, \\ \mathbf{M}_{4 \times 6}^{(5)} &= \begin{bmatrix} 0 & 4 & 8 & 0 & 16 & 0 \\ 2 & 0 & 8 & 0 & 0 & 16 \\ 0 & 4 & 0 & 8 & 0 & 16 \\ 2 & 0 & 0 & 8 & 16 & 0 \end{bmatrix}, \mathbf{M}_{4 \times 6}^{(6)} = \begin{bmatrix} 0 & 8 & 8 & 0 & 8 & 0 \\ 4 & 0 & 8 & 0 & 0 & 8 \\ 0 & 8 & 0 & 8 & 0 & 8 \\ 4 & 0 & 0 & 8 & 8 & 0 \end{bmatrix}. \end{aligned} \quad (32)$$

$\mathbf{M}_{4 \times 6}^{(3)}$  and  $\mathbf{M}_{4 \times 6}^{(4)}$  have the same modulation order combination, i.e.,  $\mathbf{m} = \{2, 2, 8, 16, 16, 16\}$ . The set of modulation orders associated with the first RN in  $\mathbf{M}_{4 \times 6}^{(3)}$  and  $\mathbf{M}_{4 \times 6}^{(4)}$  are given by  $\mathcal{M}(1) = \{2, 8, 16\}$  and  $\mathcal{M}'(1) = \{16, 16, 16\}$ , respectively. Clearly, according to (31),  $\mathbf{M}_{4 \times 6}^{(3)}$  is better than that of  $\mathbf{M}_{4 \times 6}^{(4)}$  as it own smaller value of  $\tau$ .  $\mathbf{M}_{4 \times 6}^{(5)}$  and  $\mathbf{M}_{4 \times 6}^{(6)}$  are the optimized VMMs for  $\mathbf{m} = \{2, 4, 8, 8, 16, 16\}$  and  $\mathbf{m} = \{4, 8, 8, 8, 8, 8\}$ , respectively. For a given  $R_b$ , the optimum VMM may vary with  $\mathbf{d}$ . Later on, we will show  $\mathbf{M}_{4 \times 6}^{(6)}$  is better than  $\mathbf{M}_{4 \times 6}^{(3)}$  and  $\mathbf{M}_{4 \times 6}^{(5)}$  in the case of  $d_i = d_j, 1 \leq i, j \leq J$ . However, for  $\mathbf{d} = [4.7, 4.6, 1.6, 1.2, 1.1]$ ,  $\mathbf{M}_{4 \times 6}^{(5)}$  achieves the best error rate performance.

Upon determining the optimum VMM for a given rate  $R_b$ , the sparse codebook is obtained by  $\mathcal{X}_l = \mathbf{V}_l \mathbf{C}_{\text{MC}}^{M_l}, l = 1, 2, \dots, J$ . Then, a codebook with higher modulation order is allocated to a user with a smaller distance. For  $\mathbf{M}_{4 \times 6}^{(3)}, \mathbf{M}_{4 \times 6}^{(5)}$  and  $\mathbf{M}_{4 \times 6}^{(6)}$ , the codebook allocation is given by  $\mathbf{W} = \mathbf{I}_J$ . Finally, the power allocation strategy in (25) is applied to  $J$  codebooks.

---

#### Algorithm 1 Design generalized VM-SCMA

---

**Require:**  $\mathbf{F}, R_b$ , MCs pool and  $\mathbf{d}$ .

**Ensure:** Codebook  $\mathcal{X}_j$  and power allocation

- 1: Obtain all the modulation combinations  $\mathcal{M}_c$  that achieve the required rate  $R_b$ .
  - 2: **for** for each  $\mathbf{m}$  in  $\mathcal{M}_c$  **do**
  - 3:   **Step 1: Design VMM**
  - 4:   Randomly allocate the modulation order in  $\mathbf{m}$  to  $\mathbf{M}_{K \times J}$ , and calculate the cost  $\tau_{\text{ini}}$  based on 31). Let  $\tau = \tau_{\text{ini}}$ .
  - 5:   **for**  $l = 1 : J$  **do**
  - 6:     **for**  $l' = l : J$  **do**
  - 7:       Switch the  $l$ th row with  $l'$ th row of  $\mathbf{M}_{K \times J}$  and calculate the switched cost  $\tau_{\text{sw}}$ .
  - 8:       **if**  $\tau_{\text{sw}} \leq \tau$  **then**
  - 9:          Retain the switch, and update  $\tau$  with  $\tau_{\text{sw}}$ .
  - 10:       **else**
  - 11:          Switch back the two rows.
  - 12:       **end if**
  - 13:     **end for**
  - 14:   **end for**
  - 15:   **Step 2: Generate VM codebooks**
  - 16:   Generate the  $J$  sparse codebooks based on the VMM and  $\Phi$ , i.e.,  $\mathcal{X}_l = \mathbf{V}_l \mathbf{C}_{\text{MC}}^{M_l}, l = 1, 2, \dots, J$ .
  - 17:   **Step 3: Perform codebook allocation**
  - 18:   Allocate the  $J$  codebooks to  $J$  users under the rule of the user with small  $d$  should assigned with a codebook with higher modulation order.
  - 19:   **Step 4: Perform power allocation**
  - 20:   Perform the power allocation according to (25).
  - 21:   Calculate and store  $\Xi$  according to (26).
  - 22: **end for**
  - 23: Choose the  $\mathbf{M}_{K \times J}$  that results in the smallest  $\Xi$ , and output the  $J$  codebooks and the power allocation vector.
- 

*Remark 4:* To sum up, the proposed generalized VM-SCMA (Algorithm 1) has the following features:

- The proposed generalized VM-SCMA can be implemented with any arbitrary indicator matrix.
- The proposed generalized VM-SCMA enables a wide range of rates, i.e.,  $R_b \in \{6, 7, \dots, 24\}$ . For a given  $R_b$ , the sparse codebook that achieves the beset error rate performance can be determined according Algorithm 1.
- Algorithm 1 can also be employed to design the codebook with arbitrary modulation order combinations.

#### C. Optimal VM-SCMA

We now consider a special case, where (30) is satisfied, i.e.,  $\tau = 0$ . Such VM-SCMA is referred to as optimal VM-SCMA.

**Lemma 2:** For an indicator matrix  $\mathbf{F}_{K \times J}$ , if the  $J$  columns can be divided into  $d_f$  groups with the  $i$ th group denoted by  $G_i$ , and  $\sum_{l \in G_i} \mathbf{f}_l = \mathbf{1}^{K \times 1}, 1 \leq i \leq d_f$ , then  $\mathbf{F}_{K \times J}$  can be designed to achieve optimal VM-SCMA and up to  $d_f$  different modulations can be accommodated.

*Proof:* Note that  $\sum_{l \in G_i} \mathbf{f}_l = \mathbf{1}^{K \times 1}, 1 \leq i \leq d_f$ . By assigning the same modulation order to  $i$ th group, the resultant VMMs can achieve  $\tau = 0$ .

Consider the  $\mathbf{F}_{4 \times 6}$  presented in Fig. 2, the columns can be divided into  $d_f = 3$  groups, i.e.,

$$\mathbf{F}_{4 \times 6} = \left[ \begin{array}{ccc|ccc} 0 & 1 & 1 & 0 & 1 & 0 \\ 1 & 0 & 1 & 0 & 0 & 1 \\ 0 & 1 & 0 & 1 & 0 & 1 \\ 1 & 0 & 0 & 1 & 1 & 0 \end{array} \right]. \quad (33)$$

$\underbrace{\hspace{1.5cm}}_{G_1} \quad \underbrace{\hspace{1.5cm}}_{G_2} \quad \underbrace{\hspace{1.5cm}}_{G_3}$

The optimal VM-SCMA can also be extended to the SCMA system with larger size indicator matrix. For example, considering  $K = 6, J = 9, N = 2, d_f = 3$ , the grouped indicator matrix is given by

$$\mathbf{F}_{6 \times 9} = \left[ \begin{array}{ccc|ccc|ccc} 0 & 0 & 1 & 0 & 1 & 0 & 1 & 0 & 0 \\ 0 & 1 & 0 & 1 & 0 & 0 & 1 & 0 & 0 \\ 0 & 0 & 1 & 1 & 0 & 0 & 0 & 0 & 1 \\ 1 & 0 & 0 & 0 & 1 & 0 & 0 & 1 & 0 \\ 1 & 0 & 0 & 0 & 0 & 1 & 0 & 0 & 1 \\ 0 & 1 & 0 & 0 & 0 & 1 & 0 & 1 & 0 \end{array} \right]. \quad (34)$$

$\underbrace{\hspace{1.5cm}}_{G_1} \quad \underbrace{\hspace{1.5cm}}_{G_2} \quad \underbrace{\hspace{1.5cm}}_{G_3}$

*Example 2:* We now given an example to illustrate the designed optimal VM-SCMA. Specifically, we consider the following optimum VMMs:

$$\mathbf{M}_{4 \times 6}^{(7)} = \begin{bmatrix} 0 & 8 & 8 & 0 & 8 & 0 \\ 8 & 0 & 8 & 0 & 0 & 8 \\ 0 & 8 & 0 & 8 & 0 & 8 \\ 8 & 0 & 0 & 8 & 8 & 0 \end{bmatrix}, \mathbf{M}_{4 \times 6}^{(8)} = \begin{bmatrix} 0 & 4 & 8 & 0 & 16 & 0 \\ 4 & 0 & 8 & 0 & 0 & 16 \\ 0 & 4 & 0 & 8 & 0 & 16 \\ 4 & 0 & 0 & 8 & 16 & 0 \end{bmatrix}, \quad (35)$$

$$\mathbf{M}_{4 \times 6}^{(9)} = \begin{bmatrix} 0 & 2 & 16 & 0 & 16 & 0 \\ 2 & 0 & 16 & 0 & 0 & 16 \\ 0 & 2 & 0 & 16 & 0 & 16 \\ 2 & 0 & 0 & 16 & 16 & 0 \end{bmatrix}, \mathbf{M}_{4 \times 6}^{(10)} = \begin{bmatrix} 0 & 8 & 8 & 0 & 16 & 0 \\ 8 & 0 & 8 & 0 & 0 & 16 \\ 0 & 8 & 0 & 8 & 0 & 16 \\ 8 & 0 & 0 & 8 & 16 & 0 \end{bmatrix}.$$

As can be seen,  $\mathbf{M}_{4 \times 6}^{(7)}, \mathbf{M}_{4 \times 6}^{(8)}$  and  $\mathbf{M}_{4 \times 6}^{(9)}$  have the same rate but different  $\mathbf{m}$ . The set of modulation orders are the same at each RN in  $\mathbf{M}_{4 \times 6}^{(7)}, \mathbf{M}_{4 \times 6}^{(8)}, \mathbf{M}_{4 \times 6}^{(9)}$  and  $\mathbf{M}_{4 \times 6}^{(10)}$ , leading to  $\tau = 0$ . Note that  $\mathbf{M}_{4 \times 6}^{(7)}$  with the same modulation order is generally considered in the literature, which is a special case of the proposed optimum VM-SCMA. The overall rate for  $\mathbf{M}_{4 \times 6}^{(10)}$  is given by  $R_b = 20$  bits, which cannot be supported by the existing sparse codebooks.

## V. THE PROPOSED AVM-SCMA

In Section III, the proposed VM-SCMA not only supports diverse overall data rates but also enables variable modulation orders within an SCMA group. Naturally, a fundamental problem is how to adaptively select the VMM according to the users' statistical SNRs. We will solve this problem by maximizing the effective throughput of the VM-SCMA systems subject to a reliable constraint.

### A. Effective Throughput of VM-SCMA

To evaluate the SCMA system performance, most of the previous works adopt metrics based on the Shannon capacity with Gaussian inputs [16]–[18]. However, the transmit signals in practice are generally constrained to discrete codebooks. As such, the resulting schemes may not achieve the optimum performance. To tackle this issue, we employ the effective throughput as the performance metric. The effective symbol

TABLE I: VM codebooks employed in AVM-SCMA.

$R_b$	TM ( $v$ )	$\mathbf{m}$	$\gamma_v^{\text{th}}, a_v, b_v$
6	TM1	[2, 2, 2, 2, 2, 2]	4, 0.42, 0.83
8	TM2	[2, 2, 2, 2, 4, 4]	6, 0.44, 2.57
10	TM3	[2, 2, 4, 4, 4, 4]	8, 0.45, 6.79
	TM4	[2, 2, 2, 2, 8, 8]	8, 0.43, 6.79
12	TM5	[4, 4, 4, 4, 4, 4]	10, 0.46, 18.6
	TM6	[2, 2, 4, 4, 8, 8]	10, 0.46, 19.1
	TM7	[2, 2, 2, 2, 16, 16]	10, 0.46, 21.2
14	TM8	[4, 4, 4, 4, 8, 8]	12, 0.50, 72.5
	TM9	[2, 2, 4, 4, 16, 16]	12, 0.49, 68
16	TM10	[2, 2, 8, 8, 8, 8]	12, 0.47, 61
	TM11	[4, 4, 8, 8, 8, 8]	14, 0.52, 239
18	TM12	[4, 4, 4, 4, 16, 16]	14, 0.50, 195
	TM13	[2, 2, 8, 8, 16, 16]	14, 0.50, 234
	TM14	[8, 8, 8, 8, 8, 8]	16, 0.57, 1515
20	TM15	[4, 4, 8, 8, 16, 16]	16, 0.55, 1010
	TM16	[2, 2, 16, 16, 16, 16]	16, 0.52, 653
22	TM17	[8, 8, 8, 8, 16, 16]	18, 0.60, 8590
	TM18	[4, 4, 16, 16, 16, 16]	18, 0.58, 5253
24	TM19	[8, 8, 16, 16, 16, 16]	20, 0.65, 7369
24	TM20	[16, 16, 16, 16, 16, 16]	22, 0.68, 6367

rate of the  $j$ th user, which measures the correctly transmitted symbol rate, can be expressed as  $1 - \text{SER}_j$ . Accordingly, the effective throughput of the  $j$ th user is defined as  $(1 - \text{SER}_j) \log_2 |\mathcal{S}_j|$  [29]. Then, the overall effective throughput for the VM-SCMA system can be expressed as

$$T_{\text{SCMA}} \triangleq \sum_{j=1}^J (1 - \text{SER}_j) \log_2 |\mathcal{S}_j|. \quad (36)$$

Hence, the adaptive modulation problem for VM-SCMA is formulated as:

$$\mathcal{S}, \mathbf{p} = \arg \max_{\mathcal{S}, \mathbf{p}} T_{\text{SCMA}}, \quad (37)$$

$$\text{s.t.} \quad \text{SER}_j \leq \text{SER}_{\text{th}}, j = 1, 2, \dots, J, \quad (37a)$$

where  $\text{SER}_{\text{th}}$  is the required SER threshold.

### B. The Proposed AVM-SCMA

In SCMA systems, due to multi-user interference, the single-user SER is inapplicable to approximate the true error rate performance, especially in the low-to-mid SNR regime. A tight approximation of the  $j$ th user's SER is given by

$$\text{SER}_j \simeq \frac{1}{\prod_{j=1}^J |\mathcal{S}_j|} \sum_{\mathbf{S}} \sum_{\hat{\mathbf{S}}, \mathbf{s}_j \neq \hat{\mathbf{s}}_j} \Pr\{\mathbf{S} \rightarrow \hat{\mathbf{S}}\}, \quad (38)$$

where  $\Pr\{\mathbf{S} \rightarrow \hat{\mathbf{S}}\}$  is given in (15). Obviously, the SER performance of the  $j$ th user is mutually coupled with other users. Hence, the sparse codebooks should be jointly designed based on the  $J$  users' channel conditions in order to maximize the effective throughput. Most of existing works on multi-user systems with adaptive modulation designs are based on the individual user's SNR thresholds, which are the sub-optimal solutions. To obtain the optimum solution, the BS has to exhaustively search all the VMMs in order to maximize the  $T_{\text{SCMA}}$  in (36). Namely, the BS needs to perform the following steps:

- 1) For each VMM, conduct the proposed power and codebook allocation, and generate the codebooks.
- 2) Calculate the the SER performance, i.e.,  $\text{SER}_j, j = 1, 2, \dots, J$  and the  $T_{\text{SCMA}}$ .
- 3) Choose the VMM that with maximum  $T_{\text{SCMA}}$  under the constraints of  $\text{SER}_j \leq \text{SER}_{\text{th}}, j = 1, 2, \dots, J$ .

However, there is a huge number of possible VMMs, and the computational complexity of calculating (38) for each VMM is also prohibitively high. Specifically, for each round of search, it requires approximately  $\prod_{l=1}^J M_l^2$  times calculation of  $\Pr(\mathbf{S} \rightarrow \hat{\mathbf{S}})$  to estimate  $\text{SER}_j$ , which is unaffordable for the BS. In this paper, we consider a sub-optimal approach to design the adaptive modulation scheme that can avoid the exhaustive search and computation of (38).

Similar to existing AM schemes [29]–[31], an adaptive transmission table is designed for AVM-SCMA, which is presented in Table I. It is noted that only the optimal VM codebooks are employed for transmission model (TM) design, leading to  $V_{\text{max}} = 20$  TMs. For simplicity, the modulation order in a VMM is represented by a VM vector, denoted by  $\mathbf{m} = [M_1, M_2, \dots, M_J]$ .

To proceed, we further define the received statistical SNRs as follows:

$$\gamma = \frac{\sum_{j=1}^J p_j \mathbb{E}\{g_j^2\}}{N_0} = \frac{J \sum_{j=1}^J \frac{\sqrt{N} \text{AIPD}(\mathcal{S}_j)}{d_j^\alpha}}{N_0 \sum_{j=1}^J d_j^\alpha \sqrt{N} \text{AIPD}(\mathcal{S}_j)}. \quad (39)$$

Then, we introduce the following lemma.

**Lemma 3:** Consider two user groups with each consisting of  $J$  users, and the distances are denoted by  $\mathbf{d}_1$  and  $\mathbf{d}_2$ , respectively, where  $\mathbf{d}_1 \neq \mathbf{d}_2$ . For a given VMM, under the proposed codebook and power allocations, the two user groups achieve the same SER performance if the received statistical SNRs are the same.

*Proof:* Under the power allocation of (25), the received power for any of two users in a group satisfies

$$\frac{p_j \mathbb{E}\{g_j\}}{p_{j'} \mathbb{E}\{g_{j'}\}} = \frac{\sqrt{N} \text{AIPD}(\mathcal{S}_j)}{\sqrt{N} \text{AIPD}(\mathcal{S}_{j'})}, 1 \leq j, j' \leq J, \quad (40)$$

which only depends on the codebooks of the two users. Hence, if  $\gamma$  is the same for the two user groups, the received power of the  $j$ th user in each group will also maintain the same under the same codebook allocation strategy, leading to the same SER performance.

By employing Lemma 3, we can determine the SER performance for each TM according to the received statistical SNRs for arbitrary  $\mathbf{d}$ . Specifically, we consider  $\mathbf{d}_0 = \mathbf{1}^{J \times 1}$  as the reference distance for each TM. Similar to the existing AM designs, we approximate the SER of the  $v$ th TM and the  $j$ th user for  $\mathbf{d}_0$  as [19], [31]

$$\text{SER}_j^v \approx a_v e^{-b_v \gamma}, \gamma \geq \gamma_v^{\text{th}}, j = 1, 2, \dots, J, \quad (41)$$

where  $a_v, b_v$  are constants and  $\gamma_v^{\text{th}}$  is the SNR threshold. The parameters  $a_v, b_v$  and  $\gamma_v^{\text{th}}$  are obtained by approximating (15), which are also presented in Table I. Note that (41) can be employed to determine the SER performance for arbitrary  $\gamma$ . For the given SER threshold, the required received SNR of  $v$ th TM can be obtained by

$$\gamma_v^{\text{th}} \approx b_v^{-1} \ln(a_v \text{SER}_{\text{th}}^{-1}). \quad (42)$$

---

## Algorithm 2 Proposed AVM-SCMA

---

**Require:**  $\mathbf{d}$ ,  $N_0$  and Table I.

- 1: Calculate  $\gamma' = \frac{J^2}{N_0^2 \sum_{j=1}^J d_j^\alpha}$  by assuming the same modulation order.
  - 2: Compare  $\gamma'$  with  $\gamma_{\text{th}}^1, \gamma_{\text{th}}^5, \gamma_{\text{th}}^{14}$  and  $\gamma_{\text{th}}^{20}$ . The nearest TM is denoted by  $v_{\text{ini}} \in \{1, 5, 14, 20\}$ .
  - 3: **for**  $v = v_{\text{ini}} + 1 : V_{\text{max}}$  **do**
  - 4:   For TM $v$ , calculate  $\gamma = \frac{J \sum_{j=1}^J \frac{\sqrt{N} \text{AIPD}(\mathcal{X}_j)}{d_j^\alpha}}{N_0^2 \sum_{j=1}^J d_j^\alpha \sqrt{N} \text{AIPD}(\mathcal{X}_j)}$ .
  - 5:   Obtain  $\text{SER}_j^v$  based on  $\gamma$  and compare  $\text{SER}_j^v$  with  $\text{SER}_{\text{th}}$ .
  - 6:   Calculate  $T_{\text{SCMA}}$ .
  - 7: **end for**
  - 8: Choose the TM that maximize  $T_{\text{SCMA}}$  and  $\text{SER}_j \leq \text{SER}_{\text{th}}$ .
- 

Based on (41), (42) and Lemma 3, we propose a low complexity AVM-SCMA scheme in Algorithm 2. The SNR thresholds of the TMs with the same modulation order, i.e.,  $\gamma_{\text{th}}^1, \gamma_{\text{th}}^5, \gamma_{\text{th}}^{14}$  and  $\gamma_{\text{th}}^{20}$ , are served as the reference SNR thresholds to determine the starting point of the search. Specifically, by assuming the same modulation order, the received SNR is give by  $\gamma' = \frac{J^2}{N_0^2 \sum_{j=1}^J d_j^\alpha}$  according to (39). Then, by comparing  $\gamma'$  with  $\gamma_{\text{th}}^1, \gamma_{\text{th}}^5, \gamma_{\text{th}}^{14}$  and  $\gamma_{\text{th}}^{20}$ , the closest TM model is selected as the initial search TM. For example, assuming  $\gamma' \in [\gamma_{\text{th}}^5, \gamma_{\text{th}}^{14})$ , the BS will search from the TM5 to higher TM. For each TM, the BS first calculate the received SNR based on (39), and then obtain the  $\text{SER}_j^v$  and  $T_{\text{SCMA}}$  based on the proposed SER model. Finally, the BS selects the TM that maximize the  $T_{\text{SCMA}}$  and satisfies the SER constraint.

*Remark 5:* (42) and Lemma 3 can be further employed to predict the SER performance gain between any two TMs. Specifically, to achieve the same SER performance of  $\text{SER}_{\text{th}}$  for TM $v_1$  and TM $v_2$ ,  $1 \leq v_1, v_2 \leq V_{\text{max}}$ , the power difference in dB can be approximated as

$$G \approx 10 \log_{10} \frac{\gamma_{v_1} - \gamma_{\text{th}}^{v_1}}{\gamma_{v_2} - \gamma_{\text{th}}^{v_2}}, \quad (43)$$

where  $\gamma_{v_1}$  and  $\gamma_{v_2}$  are the received SNRs for TM $v_1$  and TM $v_2$  in (39), respectively.

## VI. NUMERICAL RESULTS

In this section, we conduct extensive simulations to evaluate the proposed VM-SCMA. Specifically, Subsection VI-B presents the SER performance with the equal distance case, i.e.,  $\mathbf{d} = \mathbf{1}^{J \times 1}$ , followed by the performance evaluation over diverse distance case in Subsection VI-C. Finally, the effective throughput performance of the proposed AVM-SCMA scheme is presented in Subsection VI-D.

### A. Computational Complexity Analysis

For the proposed VM-SCMA, the computational complexity is primarily associated with the VM codebook design, as well as the codebook and power allocations. In VM codebook design, the permutation of MC at each dimension has a computational complexity of  $\mathcal{O}(M!)$ , which is becomes substantial for  $M \geq 8$ . Fortunately, the modified binary switching algorithm (BSA) proposed in [15] can be employed to reduce the

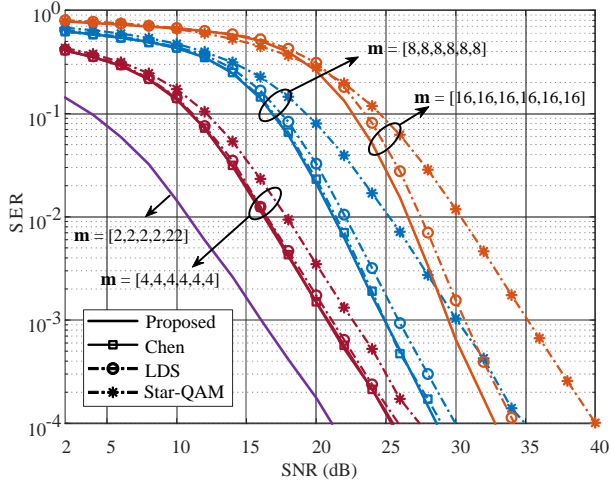


Fig. 4: SER performance with the same modulation order and equal distance.

complexity to  $\mathcal{O}(I_{\text{iter}}M^2)$ , where  $I_{\text{iter}}$  denotes the number of iterations in the modified BSA. In addition, the computational complexity of VMM design in **Algorithm 1**, i.e., Step 1 can be approximated as  $\mathcal{O}(M^2)$ . It is noted that the VM codebook design is an offline process, and once the VM codebooks are designed, it can be directly deployed for online. Moreover, the codebook and power allocation has less computational complexity, which are negligible. Since the statistical channel information is employed for VM-SCMA design instead the instantaneous channel information, the signaling overhead of VM codebook and power allocations are relatively small.

As discussed in Section V, the proposed AVM-SCMA avoids the need to calculate the PEP of (38) for each VMM and eliminates the exhaustive search of all possible VMMs. Moreover, the search space for the proposed AVM-SCMA in **Algorithm 2** is upper bounded by the number of TMs listed in Table I. In a nutshell, both the VM-SCMA and AVM-SCMA schemes are computationally feasible for practical applications.

#### B. SER Performance: Users With Equal Distance

1) *Same modulation order case:* We first start by evaluating the SER performance of VM-SCMA with the same modulation order and assume  $\mathbf{d} = \mathbf{1}^{J \times 1}$ , which is generally considered in existing SCMA codebook designs. The main representative codebooks for comparison with the proposed ones are the Chen's codebook [12], StarQAM codebook [32] and LDS codebook. The basic constellations in Fig. 3 are employed to construct the LDS codebooks, which can be viewed as the proposed design without permutation. As can be seen in Fig. 4, the proposed codebooks achieve the same or better SER performance compared to the benchmarks for  $M = 2, 4, 8$  and 16. This indicates the proposed MCs are all well optimized, which is vitally important when applying these MCs to VM-SCMA and AVM-SCMA.

2) *Diverse modulation orders case:* Next, we evaluate the performance of the VM-SCMA when diverse modulation orders are supported in a VMM. Fig. 5 presents the SER performance of the proposed VM-SCMA for various modula-

tion order combinations. Fig. 5(a) shows the  $J$  users' SER performance of  $\mathbf{m} = [2, 4, 8, 8, 16, 16]$  and  $R_b = 17$  bits, where four different modulation orders are supported. As can be seen from the figure, all users achieve approximately the same SER performance in the medium-to-high SNR range, even though the modulation orders are different, due to the well-optimised VMM and the power allocation scheme based on the proposed AIPD criteria.

Fig. 5(b) presents the SER performance of the VMMs considered in Example 1. Clearly, the optimized VMM with  $\mathbf{m} = [2, 4, 8, 8, 16, 16]$  ( $\mathbf{M}_{4 \times 6}^{(3)}$ ) achieves better performance than that of  $\mathbf{m} = [2, 16, 8, 16, 2, 16]$  ( $\mathbf{M}_{4 \times 6}^{(4)}$ ). In Subsection VI-C, we will show that  $\mathbf{M}_{4 \times 6}^{(5)}$  achieves the best error rate performance for  $\mathbf{d} = [4.70, 4.60, 1.62, 1.25, 1.20, 1.13]$ .

Fig. 5(c) compares the SER performance of the proposed VM-SCMA with diverse modulations and VM-SCMA with the same modulation order for  $R_b = 12$  and  $R_b = 18$ . Note that the proposed codebooks with the same modulation order are employed for comparison as they achieve the same or better SER performance compared to the benchmark codebooks. The proposed VM codebooks with  $\mathbf{m} = [4, 4, 8, 8, 16, 16]$  and  $\mathbf{m} = [2, 2, 4, 4, 8, 8]$  can not only support three different modulation orders, but achieve the approximately the same SER performance with that of the same modulation cases.

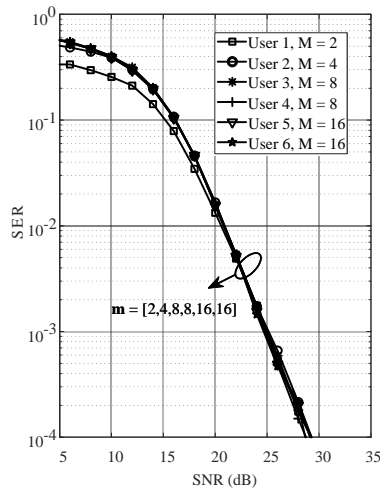
The overall data rate can be supported by the proposed VM-SCMA is  $R_b \in \{6, 7, \dots, 24\}$ . In contrast, the overall data rate of the existing sparse codebooks for SCMA is restricted to  $R_b = J \log_2(M)$ ,  $M = 2, 4, 8, 16$ . We further present the SER performance of VM-SCMA with a representative modulation combination for each  $R_b$ . For simplicity, the SER curves are presented in two figures, as shown in Fig. (6). As can be seen, the proposed VM-SCMA can support diverse data rates and achieve promising SER performance. It is also worth mentioning that in addition to the sparse codebooks presented in Fig. (5) and Fig. (6), the proposed VM-SCMA can be employed to design the sparse codebooks with arbitrary modulation order combinations, which provides significant flexibility for SCMA systems.

#### C. SER Performance: Users With Diverse Distances

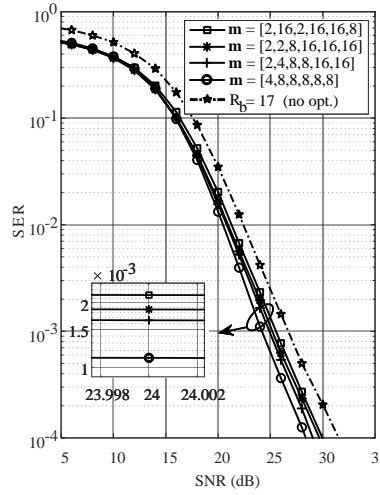
We now consider the case where the users are at different locations in a cell. In particular,  $\mathbf{d} = [4.70, 4.60, 1.62, 1.25, 1.20, 1.13]$  and  $\alpha = 2$  are first employed to evaluate the performance of the proposed VM-SCMA systems. Fig. 7 presents the SER performance of the VMMs presented in Example 1. As can be seen from the figure, the SER performance for the users with different modulation orders can be guaranteed to be same in the medium-to-high SNR range. Unlike the case in Fig. 5, the codebook with modulation order  $\mathbf{m} = [2, 2, 8, 16, 16, 16]$  ( $\mathbf{M}_{4 \times 6}^{(5)}$ ) achieves the best SER performance when  $\mathbf{d} = [4.70, 4.60, 1.62, 1.25, 1.20, 1.13]$ .

Fig. 8 and Fig. 9 show the SER performance of the proposed VM codebooks with diverse modulation orders and the codebook with same modulation order of  $R_b = 12$  bits and  $R_b = 18$  bits, respectively. Specifically, the VMMs that achieve optimal VM-SCMA are employed. In Fig. 8(a), the proposed codebooks with  $\mathbf{m} = [4, 4, 4, 4, 4, 4]$ ,  $\mathbf{m} = [2, 2, 4, 4, 8, 8]$  and

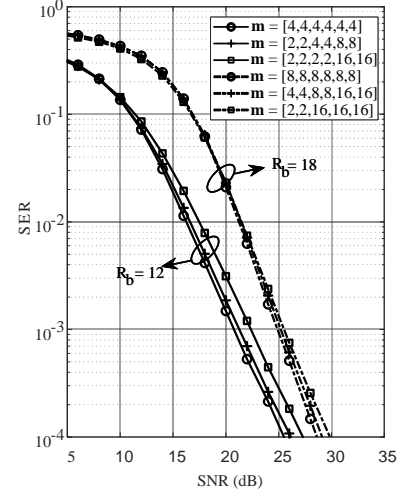




(a) Single user SER ( $R_b = 17$  bits).

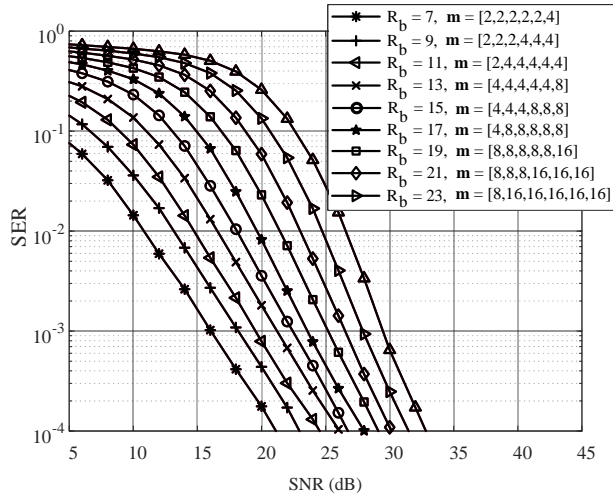


(b)  $R_b = 17$  bits.

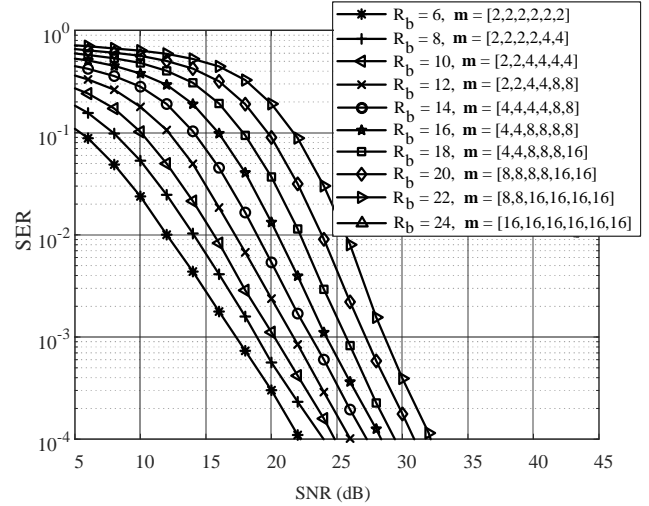


(c)  $R_b = 12$  bits and 18 bits.

Fig. 5: SER performance with the same distance.

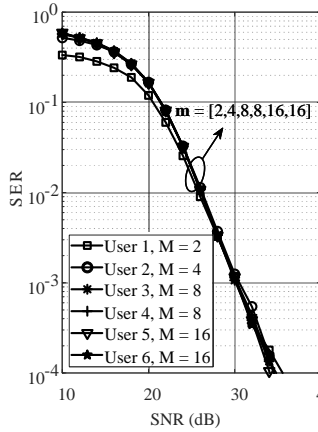


(a)  $R_b = 7, 9, \dots, \text{ and } 23$

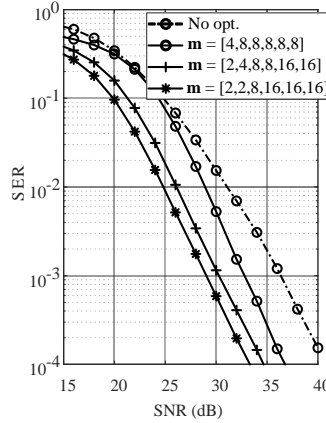


(b)  $R_b = 6, 8, \dots, \text{ and } 24$

Fig. 6: SER performance of representative VMMs with the same distance.

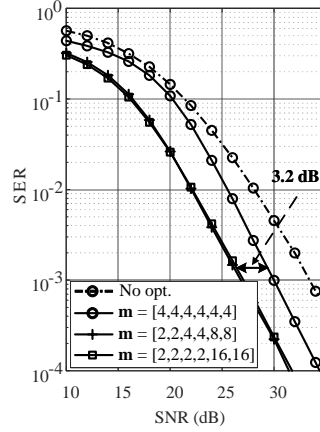


(a) Single user SER performance.

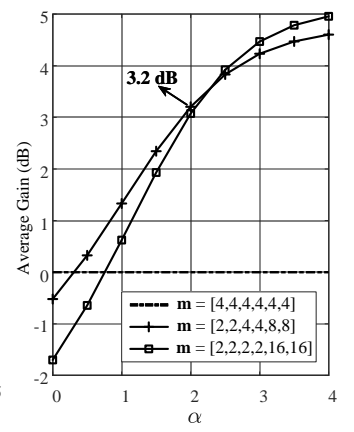


(b) SER performance.

Fig. 7:  $R_b = 17$  bits.



(a) SER performance.



(b) Analytical gain ( $G$ ).

Fig. 8:  $R_b = 12$  bits.



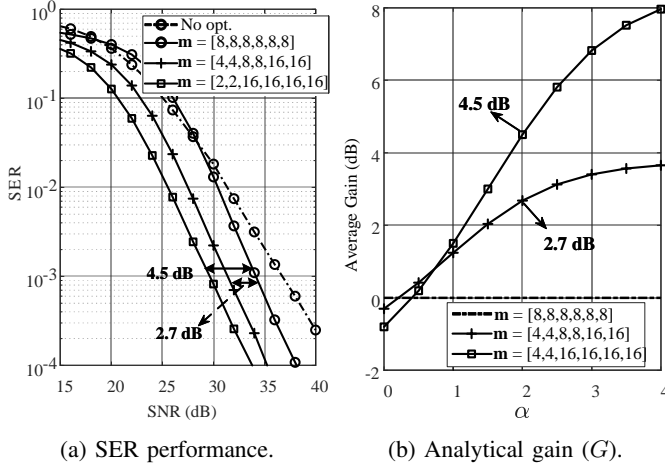


Fig. 9:  $R_b = 18$  bits.

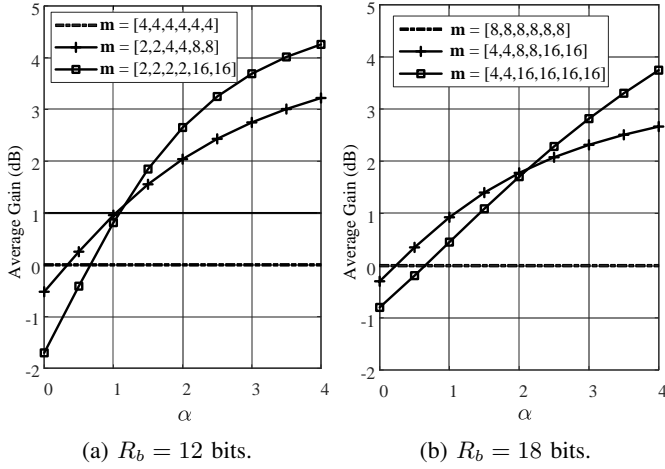


Fig. 10: Averaged analytical gain over a cell.

$\mathbf{m} = [2, 2, 2, 2, 16, 16]$  achieve the same rate of  $R_b = 12$  bits. It is noted that the proposed VM codebooks with  $\mathbf{m} = [2, 2, 4, 4, 8, 8]$  and  $\mathbf{m} = [2, 2, 2, 2, 16, 16]$  achieve about 3.2 dB gain over that of the codebook with the same modulation order. The dash lines in Fig. 8(a) and Fig. 9(a), i.e. the curves “No opt.,” denote the SER performance of the worst user of the the same modulation order codebook without the proposed power allocation scheme. Fig. 8(b) also shows the analytical gain over different path loss exponents ( $\alpha$ ) using the Remark 3 in Subsection V-B. It can be seen that the gain becomes more prominent as the  $\alpha$  increases. Similar results are also observed for the proposed codebooks with  $R_b = 18$  bits, whose performance is shown in Fig. 9. It shows that the codebook with  $\mathbf{m} = [2, 2, 2, 2, 16, 16]$  achieves 4.5 dB gain over the codebook with the same modulation order of  $\alpha = 2$ , and almost 8 dB gain can be achieved with  $\alpha = 4$ .

Fig. 10 shows the average gain of the proposed VM-SCMA with the codebook of different modulation orders over the codebook of same modulation order, where  $R_b = 12$  bits and  $R_b = 18$  bits are considered. The average gain are obtained by averaging over  $N_s = 1000$  randomly generated distance vectors over the cell. As can be seen from the figure, the gain between the proposed VM-SCMA with different modulation

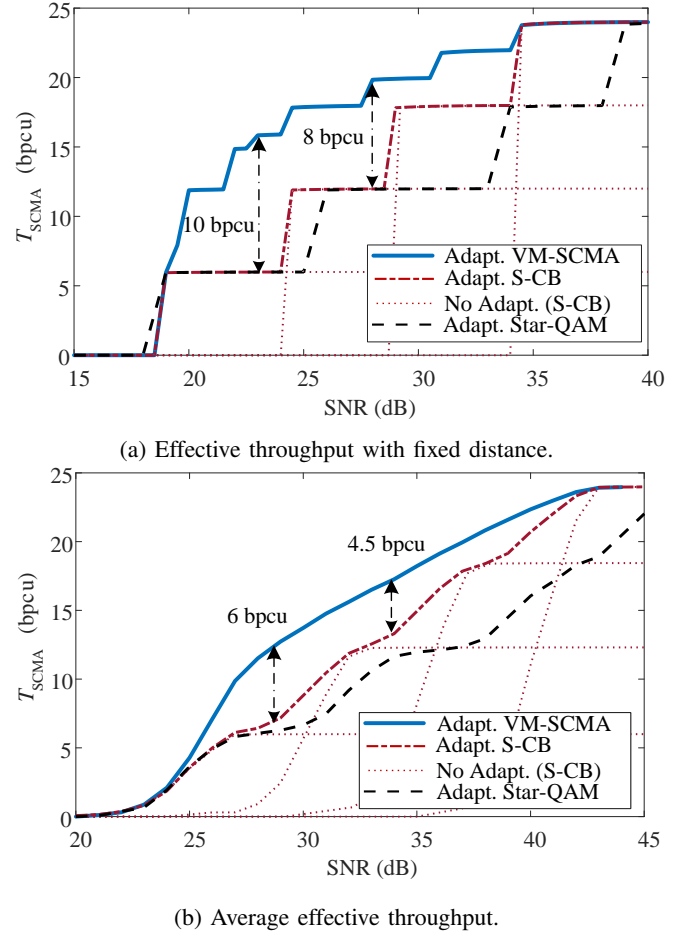


Fig. 11: Effective throughput performance.

orders and that with same modulation order becomes larger as  $\alpha$  increases. In addition, for different  $\alpha$ , the optimal VMM for a given rate of a cell may also be different. This indicates that the VMM should be selected to adapt to the users’ channel conditions.

#### D. Effective Throughput of AVM-SCMA

This subsection evaluates the effective throughput performance of the proposed AVM-SCMA system. Specifically, we present the effective throughput of  $\mathbf{d} = [4.70, 4.60, 1.62, 1.25, 1.20, 1.13]$  and the average effective throughput with  $\text{SER}_{th} = 0.01$  in Figs. 11(a) and Fig. 11(b), respectively. Similar to Fig. 10, the average effective throughput is obtained by averaging over  $N_s = 1000$  distance vectors over the cell. The curves “AVM-SCMA” and “Adapt. S-CB” are the proposed adaptive scheme with the VM codebooks given in Table I and the proposed codebooks with the same modulation order, respectively. In addition, we also evaluate the average effective throughput with the StarQAM codebooks, which is the “Adapt. StarQAM”. The main observations of Fig. 11 are summarized as follows:

- The proposed AVM-SCMA achieves significant effective throughput improvements over the benchmarks. In particular, about 10 bits gain can be achieved for  $\mathbf{d} = [4.70, 4.60, 1.62, 1.25, 1.20, 1.13]$  at  $\text{SNR} = 23$  dB,

when compared to “Adapt. S-CB”. This indicates that the proposed AVM-SCMA can transmit an additional 10 bits while maintaining a SER constraint of  $SER_{th} = 0.01$ .

- As can be seen from Fig. 11(b), the proposed AVM-SCMA achieves about 6 bits and 4.5 bits gains over that of “Adapt. S-CB” at  $SNR = 28$  dB and  $SNR = 34$  dB, respectively. It is worth noting that the gain becomes more prominent when compared to adaptive modulation with the StarQAM codebook.

## VII. CONCLUSION

In this paper, we have introduced a novel VM-SCMA system that enables SCMA users to employ the codebooks with diverse modulation orders. To guide the VM-SCMA design, we established the design criteria of VM-SCMA based on the proposed AIPD and the asymptotic upper bound of sum-rate. In addition, we considered a more generalized case where SCMA users are randomly distributed within a cell. The detailed design of MCs, power allocation, codebook allocation and VMM have been investigated. To further improve the spectrum efficiency, we proposed an AVM-SCMA scheme that adaptively selects VM codebook according to users’ statistical SNRs by maximizing the effective throughput of the VM-SCMA systems subject to a reliable error rate constraint. Numerical results demonstrated the benefits and superiority of the proposed VM-SCMA and adaptive VM-SCMA in terms of flexibility of providing diverse data rates, symbol error rate performance improvement and throughput performance enhancements over the state-of-the-art SCMA codebooks.

## APPENDIX A

### THE PROPOSED MC POOL

The proposed MC pool is presented. Alternatively, one can find these MCs and the proposed VM codebooks at: <https://github.com/ethanlq/SCMA-codebook>. The AIPD values of  $\mathcal{C}_{MC}^{M=2}$ ,  $\mathcal{C}_{MC}^{M=4}$ ,  $\mathcal{C}_{MC}^{M=8}$  and  $\mathcal{C}_{MC}^{M=16}$  are given as 0.25, 2, 9.9 and 39, respectively.

$$\mathcal{C}_{MC}^{M=2} = \begin{bmatrix} -0.707 & 0.707 \\ -0.707 & 0.707 \end{bmatrix},$$

$$\mathcal{C}_{MC}^{M=4} = \begin{bmatrix} 0.50 + 0.50i & 0.50 - 0.50i & -0.50 + 0.50i & -0.50 - 0.50i \\ 0.50 - 0.50i & -0.50 + 0.50i & -0.50 - 0.50i & 0.50 + 0.50i \end{bmatrix},$$

The codewords corresponding to the 1st to 4th positions, and 5th to 8th positions in  $\mathcal{C}_{MC}^{M=8}$  are respectively given as follows:

$$\begin{bmatrix} -0.67 - 0.58i & 0.58i & -0.33 & 0.58i \\ 0.33 & -0.67 - 0.58i & -0.67 + 0.58i & 0.67 + 0.58i \end{bmatrix},$$

$$\begin{bmatrix} -0.67 + 0.58i & 0.33 & 0.67 - 0.58i & 0.67 + 0.58i \\ -0.58i & 0.67 - 0.58i & 0.58i & -0.33 \end{bmatrix}.$$

The codewords corresponding to the 1st to 4th positions, 5th to 8th positions, 9th to 12th positions and 13th to 16th positions in  $\mathcal{C}_{MC}^{M=16}$  are respectively given as follows:

$$\begin{bmatrix} 0.67 + 0.67i & 0.67 - 0.22i & 0.67 + 0.22i & 0.67 - 0.67i \\ 0.22 - 0.22i & 0.67 - 0.22i & -0.67 - 0.22i & -0.22 - 0.22i \end{bmatrix},$$

$$\begin{bmatrix} -0.22 + 0.67i & -0.22 - 0.22i & -0.22 + 0.22i & -0.22 - 0.67i \\ 0.22 - 0.67i & 0.67 - 0.67i & -0.67 - 0.67i & -0.22 - 0.67i \end{bmatrix},$$

$$\begin{bmatrix} 0.22 + 0.67i & 0.22 - 0.22i & 0.22 + 0.22i & 0.22 - 0.67i \\ 0.22 + 0.67i & 0.67 + 0.67i & -0.67 + 0.67i & -0.22 + 0.67i \end{bmatrix},$$

$$\begin{bmatrix} -0.67 + 0.67i & -0.67 - 0.22i & -0.67 + 0.22i & -0.67 - 0.67i \\ 0.22 + 0.22i & 0.67 + 0.22i & -0.67 + 0.22i & -0.22 + 0.22i \end{bmatrix}.$$

## REFERENCES

- [1] X. Xu, Y. Liu, X. Mu, Q. Chen, H. Jiang, and Z. Ding, “Artificial intelligence enabled NOMA toward next generation multiple access,” *IEEE Wireless Commun.*, vol. 30, no. 1, pp. 86–94, 2023.
- [2] Y. Liu, S. Zhang, X. Mu, Z. Ding, R. Schober, N. Al-Dhahir, E. Hossain, and X. Shen, “Evolution of NOMA toward next generation multiple access (NGMA) for 6G,” *IEEE J. Sel. Areas Commun.*, vol. 40, no. 4, pp. 1037–1071, 2022.
- [3] L. Yu, Z. Liu, M. Wen, D. Cai, S. Dang, Y. Wang, and P. Xiao, “Sparse code multiple access for 6G wireless communication networks: Recent advances and future directions,” *IEEE Commun. Stand. Mag.*, vol. 5, no. 2, pp. 92–99, 2021.
- [4] R. Hoshyar, F. P. Wathan, and R. Tafazolli, “Novel low-density signature for synchronous CDMA systems over AWGN channel,” *IEEE J. Sel. Areas Commun.*, vol. 56, no. 4, pp. 1616–1626, Mar. 2008.
- [5] Q. Luo, Z. Liu, G. Chen, and P. Xiao, “Enhancing signal space diversity for SCMA over rayleigh fading channels,” *IEEE Trans. Wireless Commun.*, pp. 1–1, 2023.
- [6] M. Taherzadeh, H. Nikopour, A. Bayesteh, and H. Baligh, “SCMA codebook design,” in *VTC2014-Fall*, 2014, pp. 1–5.
- [7] Z. Liu and L.-L. Yang, “Sparse or dense: A comparative study of code-domain NOMA systems,” *IEEE Trans. Wireless Commun.*, vol. 20, no. 8, pp. 4768–4780, Aug. 2021.
- [8] Q. Luo, Z. Liu, G. Chen, Y. Ma, and P. Xiao, “A novel multitask learning empowered codebook design for downlink SCMA networks,” *IEEE Wireless Commun. Lett.*, vol. 11, no. 6, pp. 1268–1272, 2022.
- [9] Q. Luo, P. Gao, Z. Liu, L. Xiao, Z. Mheich, P. Xiao, and A. Maaref, “An error rate comparison of power domain non-orthogonal multiple access and sparse code multiple access,” *IEEE Open J. Commun. Society*, vol. 2, pp. 500–511, 2021.
- [10] L. Yu, P. Fan, D. Cai, and Z. Ma, “Design and analysis of SCMA codebook based on star-QAM signaling constellations,” *IEEE Trans. Veh. Technol.*, vol. 67, no. 11, pp. 10 543–10 553, 2018.
- [11] Z. Mheich, L. Wen, P. Xiao, and A. Maaref, “Design of SCMA codebooks based on golden angle modulation,” *IEEE Trans. Veh. Technol.*, vol. 68, no. 2, pp. 1501–1509, Dec. 2018.
- [12] Y.-M. Chen and J.-W. Chen, “On the design of near-optimal sparse code multiple access codebooks,” *IEEE Trans. Commun.*, vol. 68, no. 5, pp. 2950–2962, Feb. 2020.
- [13] K. Xiao, B. Xia, Z. Chen, B. Xiao, D. Chen, and S. Ma, “On capacity-based codebook design and advanced decoding for sparse code multiple access systems,” *IEEE Trans. Wireless Commun.*, vol. 17, no. 6, pp. 3834–3849, June 2018.
- [14] C. Jiang, Y. Wang, P. Cheng, and W. Xiang, “A low-complexity codebook optimization scheme for sparse code multiple access,” *IEEE Trans. Commun.*, vol. 70, no. 4, pp. 2451–2463, 2022.
- [15] Q. Luo, Z. Liu, G. Chen, P. Xiao, Y. Ma, and A. Maaref, “A design of low-projection SCMA codebooks for ultra-low decoding complexity in downlink IoT networks,” *IEEE Trans. Wireless Commun.*, pp. 1–1, 2023.
- [16] M. Cheraghy, W. Chen, H. Tang, Q. Wu, and J. Li, “Joint rate and fairness improvement based on adaptive weighted graph matrix for uplink SCMA with randomly distributed users,” *IEEE Trans. Commun.*, vol. 69, no. 5, pp. 3106–3118, 2021.
- [17] S. Jaber, W. Chen, K. Wang, and Q. Wu, “SCMA spectral and energy efficiency with QoS,” in *2020 IEEE GLOBECOM*.
- [18] J. V. C. Evangelista, Z. Sattar, G. Kaddoum, and A. Chaaban, “Fairness and sum-rate maximization via joint subcarrier and power allocation in uplink SCMA transmission,” *IEEE Trans. Wireless Commun.*, vol. 18, no. 12, pp. 5855–5867, 2019.
- [19] S. T. Chung and A. Goldsmith, “Degrees of freedom in adaptive modulation: a unified view,” *IEEE Trans. Commun.*, vol. 49, no. 9, pp. 1561–1571, 2001.
- [20] H. Yahya, E. Alsusa, and A. Al-Dweik, “Design and analysis of NOMA with adaptive modulation and power under BLER constraints,” *IEEE Trans. Veh. Technol.*, vol. 71, no. 10, pp. 11 228–11 233, 2022.
- [21] W. Yu, H. Jia, and L. Musavian, “Joint adaptive M-QAM modulation and power adaptation for a downlink NOMA network,” *IEEE Trans. Commun.*, vol. 70, no. 2, pp. 783–796, 2022.
- [22] K. Wang, T. Zhou, T. Xu, H. Hu, and X. Tao, “Asymmetric adaptive modulation for uplink NOMA systems,” *IEEE Trans. Commun.*, vol. 69, no. 11, pp. 7222–7235, 2021.
- [23] X. Zhang, D. Zhang, L. Yang, G. Han, H.-H. Chen, and D. Zhang, “SCMA codebook design based on uniquely decomposable constellation groups,” *IEEE Trans. Wireless Commun.*, vol. 20, no. 8, pp. 4828–4842, 2021.

- [24] M. Cheraghy, W. Chen, H. Tang, Q. Wu, and J. Li, "Joint rate and fairness improvement based on adaptive weighted graph matrix for uplink SCMA with randomly distributed users," *IEEE Trans. Commun.*, vol. 69, no. 5, pp. 3106–3118, 2021.
- [25] S. Chaturvedi, Z. Liu, V. A. Bohara, A. Srivastava, and P. Xiao, "A tutorial on decoding techniques of sparse code multiple access," *IEEE Access*, vol. 10, pp. 58 503–58 524, 2022.
- [26] D. Tse and P. Viswanath, *Fundamentals of wireless communication*. Cambridge university press, 2005.
- [27] J. Li, A. Bose, and Y. Zhao, "Rayleigh flat fading channels' capacity," in *CNSR* ), 2005, pp. 214–217.
- [28] Z. Liu and L.-L. Yang, "Sparse or dense: A comparative study of code-domain NOMA systems," *IEEE Trans. Wireless Commun.*, vol. 20, no. 8, pp. 4768–4780, 2021.
- [29] Y. Wang, J. Wang, V. W. S. Wong, and X. You, "Effective throughput maximization of NOMA with practical modulations," *IEEE J. Sel. Areas Commun.*, vol. 40, no. 4, pp. 1084–1100, 2022.
- [30] Q. Liu, S. Zhou, and G. Giannakis, "Cross-layer combining of adaptive modulation and coding with truncated ARQ over wireless links," *IEEE Trans. Wireless Commun.*, vol. 3, no. 5, pp. 1746–1755, 2004.
- [31] Z. Zhou, B. Vucetic, M. Dohler, and Y. Li, "MIMO systems with adaptive modulation," *IEEE Trans. Veh. Technol.*, vol. 54, no. 5, pp. 1828–1842, 2005.
- [32] L. Yu, P. Fan, D. Cai, and Z. Ma, "Design and analysis of SCMA codebook based on Star-QAM signaling constellations," *IEEE Trans. Veh. Technol.*, vol. 67, no. 11, pp. 10 543–10 553, Aug. 2018.