

Covariate Adjustment in Randomized Experiments Motivated by Higher-Order Influence Functions

Sihui Zhao ^{*1}, Xinbo Wang ^{†2, 3}, Lin Liu ^{‡1, 3}, and Xin Zhang ^{§4}

¹School of Mathematical Sciences, CMA-Shanghai, Institute of Natural Sciences, and MOE-LSC, Shanghai Jiao Tong University

²Department of Bioinformatics and Biostatistics, School of Life Sciences, Shanghai Jiao Tong University

³SJTU-Yale Joint Center for Biostatistics and Data Science, Shanghai Jiao Tong University

⁴Pfizer Research and Development, Pfizer Inc

November 14, 2024

Abstract

Higher-Order Influence Functions (HOIF), developed in a series of papers over the past twenty years, is a fundamental theoretical device for constructing rate-optimal causal-effect estimators from observational studies. However, the value of HOIF for analyzing well-conducted randomized controlled trials (RCT) has not been explicitly explored. In the recent US Food & Drug Administration (FDA) and European Medical Agency (EMA) guidelines on the practice of covariate adjustment in analyzing RCT, in addition to the simple, unadjusted difference-in-mean estimator, it was also recommended to report the estimator adjusting for baseline covariates via a simple parametric working model, such as a linear model. In this paper, we show that an HOIF-motivated estimator for the treatment-specific mean has significantly improved statistical properties compared to popular adjusted estimators in practice when the number of baseline covariates p is relatively large compared to the sample size n . We also characterize the conditions under which the HOIF-motivated estimator improves upon the unadjusted estimator. Furthermore, we demonstrate that a novel debiased adjusted estimator proposed recently by Lu et al. is, in fact, another HOIF-motivated estimator under disguise. Finally, simulation studies are conducted to corroborate our theoretical findings.

Keywords: Covariate adjustment in RCT, Higher-order influence functions, Causal inference, Proportional asymptotics, Randomization-based inference

*E-mail: shzhao0115@sjtu.edu.cn

†E-mail: cinbo_w@sjtu.edu.cn

‡E-mail: linliu@sjtu.edu.cn

§E-mail: xin.zhang6@pfizer.com The last two authors are alphabetically ordered and correspondence should be addressed to Lin Liu.

1 Introduction

Evidence based on Randomized Controlled Trials (RCT) is widely regarded as the gold standard for (in)validating treatment effects [1, 2] in comparative effectiveness research. Randomization (and its extensions such as covariate-adaptive randomization, stratified randomization, rerandomization, and biased coin designs [3–6]) alone alleviates analysts’ burden of justification of the unconfoundedness assumption, an echoing issue when trying to draw causal conclusions from analyzing observational studies [7]. RCT also bears the advantage that the true propensity score is known to data analysts [8, 9].

The most commonly used designs in RCT include Completely Randomized Experiments (CRE) or the Bernoulli sampling, under which the simple Difference-in-Mean estimator (abbreviated as *the unadjusted estimator* in the sequel) is unbiased, \sqrt{n} -consistent, centered and asymptotic normal (CAN) for the average treatment effect (ATE). However, in modern clinical medicine, multidimensional baseline covariates are routinely collected in trials. It is now well-established both theoretically and empirically that adjusting for baseline covariates, particularly those prognostic factors of the potential outcomes, could lead to improved efficiency than the unadjusted estimator (see [10–16] and references therein).

Covariate adjustment methodologies in RCT have a rather long history in statistics [17, 18], and adjustment by linear or simple parametric working models [16] has been recommended in the most recent statistical analysis guidelines issued by the US Food and Drug Administration (FDA) [19] and the European Medical Agency (EMA) [20]. However, it remains a somewhat controversial topic. For instance, when the dimension p of the baseline covariates is large compared to the sample size n , the arguably most popular adjusted estimator by linear working models (see (6) later) can be severely biased due to the curse of dimensionality, rendering covariate adjustment not just fruitless, but actually hurting the analysis result.

The intuition of improved efficiency by covariate adjustment, even with the likely misspecified linear working model, can be easily elucidated under the super-population framework¹. In this setup, the classical semiparametric theory tells us that the Augmented Inverse Probability Weighting (AIPW) estimator, rather than the Inverse Probability Weighting (IPW) estimator [21] or the G-formula estimator [22], achieves the smallest possible asymptotic variance or more precisely the Semiparametric Variance Bound (SVB), when the outcome regression model is correctly specified. The SVB of the ATE is characterized by the (first-order) influence function of the ATE, a central object in semiparametric theory; see Fisher and Kennedy [23] for a pedagogical introduction. The variance reduction property of the AIPW estimator, which is constructed based on the influence function, can be easily “visualized geometrically”: The augmented term subtracted off from the IPW estimator can be represented as an $L_2(\mathbb{P})$ -*projection* of the IPW estimator onto a particular subspace, and therefore reduces variance by the contracting norm property of the projection. This geometric intuition continues to hold even when the augmented term replaces the true outcome regression model by a potentially misspecified linear working model.

In CRE, the unadjusted estimator coincides with the IPW estimator, whereas the adjusted estimator (see (6) for its concrete form) is algebraically equivalent to the AIPW estimator, with an estimated working linear outcome regression model. Therefore the above reasoning carries over to

¹In contrast to the randomization-based framework that is quite popular in the experimental design literature, the super-population framework assumes that the enrolled subjects are a random draw from an hypothetical infinite population, often characterized by a probability distribution denoted by \mathbb{P} .

the variance reduction property of the adjusted estimator compared to the unadjusted one, at least in the classical fixed p , large n asymptotic regime, in which the semiparametric theory operates well. The above intuition will be further explained in Section 3.

In the past two decades, the theory of higher-order influence functions (HOIF), a higher-order generalization of the classical (first-order) semiparametric theory, was developed to serve as a general scheme for constructing rate-optimal estimators for parameters like ATE based on data collected from observational studies [24–31]. Given the important role of the classical semiparametric theory on covariate adjustment methodologies, a natural scientific inquiry is whether the higher-order influence function [24, 25] of the ATE can also guide the method development for covariate adjustment in RCT. In this article, our aim is to give a **positive** answer to this inquiry. To simplify our argument, we deviate from the mainstream literature by only considering the counterfactual mean for the treatment arm (and by symmetry the control arm) instead of the ATE. Scientifically, the counterfactual means contain more information about the data than the ATE [32]. In stark contrast to the ATE [33, 34], the variances of counterfactual mean estimators are generally identifiable. However, to focus on the main message of the article, we will not further consider this subtle issue.

Main Contributions

The main contributions of our article are summarized below.

1. We show that an adjusted estimator motivated by the HOIF theory has improved statistical properties compared to the popular adjusted estimator by linear working models in the literature. In fact, a more involved version of this HOIF-motivated estimator has been studied and discussed thoroughly in previous works of one of the authors of this article [28, 30, 35], in the context of observational studies under the super-population framework. To our knowledge, marrying the HOIF theory to covariate adjustment in RCT is new in the literature, under the randomization-based framework². The theoretical analyses of HOIF-motivated estimators are “conceptually simple”, involving only elementary calculations.
2. Our impression is that the theory of HOIF could be elusive even among statisticians, possibly except for a few experts. Therefore, in Section 3, we first review the HOIF theory in a hopefully accessible manner. This review loosely follows the exposition style of Liu et al. [28, 35], a much more simplified perspective than the actual development starting from higher-order scores [24]. We hope that this short review can draw more attention from practitioners to the theory of HOIF.
3. As a byproduct of our main results, we make an interesting observation that in a recent important work by Lu et al. [37], their proposed debiased adjusted estimator is in fact a particular version of HOIF-motivated estimators under disguise, placing their novel estimator in a broader context. We also compare their estimator with one other HOIF-motivated estimator, both theoretically and empirically.
4. Simulation studies are conducted to corroborate our theoretical findings. Specifically, based on our bias and variance formula (see later Section 4), we can conduct the “oracle” simulation to compare the statistical properties of different estimators “in theory” without Monte Carlo

²Kennedy et al. [36] and Liu et al. [28] discussed the difference between fixed designs and random designs in the context of HOIF theory.

sampling, providing further guidance to practitioners. The R code for replicating the simulation results can be accessed via [the accompanied GitHub link](#).

Related Literature

As mentioned, HOIF has been instrumental in solving long-standing open problems of rate-optimal estimation of causal parameters and related quantities based on data collected from observational studies [25, 38]. The theory of HOIF (and related higher-order TMLE) has been successfully applied to construct rate-optimal estimators of the ATE and the conditional average treatment effect using observational studies under nonparametric assumptions (such as smoothness or bounded total variation assumptions) on the outcome regression and the propensity score models [24, 26–30, 35, 39]. HOIF-motivated estimators are generally higher-order U -statistics. The asymptotic distribution of HOIF-motivated estimators can be shown to be Gaussian using the martingale Central Limit Theorem (CLT) [40], under the classical i.i.d. sampling scheme, *as long as* $p = o(n^2)$. For inference, Liu et al. [31] constructed consistent bootstrap estimators for variances of HOIF-motivated estimators.

Recent decade witnessed a surge of interest in developing covariate adjustment methodologies for RCT, due to the routine collection of multidimensional baseline covariates in modern trials (see [10, 12–14, 16, 37, 41–51] and references therein). Since our article is mainly about covariate adjustment with linear working models, due to space limitation, we only highlight the following papers that are the most relevant to us: Ye et al. [16] demonstrated that adjusting for both the baseline covariates \mathbf{x} and the interaction term between \mathbf{x} and t (the binary treatment variable) in a linear working model guarantees efficiency gain in various designs, when the dimension p of \mathbf{x} is fixed and $n \rightarrow \infty$. Lei and Ding [14] also consider covariate adjustment in a linear working model in RCT, under the randomization-based (or the design-based) framework, but allowing $p = O(n^{2/3}/(\log n)^{1/3})$ as $n \rightarrow \infty$, under which their debiased adjusted estimator is guaranteed to improve efficiency compared to the unadjusted estimator. More recently, when p grows at the same rate as n , Lu et al. [37] devised a novel debiased covariate adjusted estimator, and conducted a meticulous analysis via quite advanced random matrix theory to show that their estimator (1) improves upon the estimator in Lei and Ding [14], and (2) achieves smaller asymptotic variance than the unadjusted one whenever $p = o(n)$ and in certain regimes even when $p = O(n)$ and $p < n$.

Organizations

The rest of this article is organized as follows. Section 2 introduces the notation and basic setup, setting the stage for later sections. Section 3 reviews the essential prerequisites related to Higher-Order Influence Functions that will be useful for the main theoretical results of this article in Section 4. Specifically, Section 4.3 is devoted to a comparison between the HOIF-motivated estimator and the debiased estimator of Lu et al. [37]. We show that this particular debiased estimator is in fact an HOIF-motivated estimator under disguise, which explains from a broader context why their estimator achieves improved statistical properties than the commonly-used adjusted estimator (see (6) later). In Section 5, simulation studies are conducted to support the theoretical findings in Section 4. Finally, we conclude our article with a list of open problems in Section 6. Technical details are deferred to the Appendix.

2 Notation and Basic Setup

Notation

In this article, we denote the sample size as n and the dimension of baseline covariates as p . We will distinguish the notations between the observed study population randomization-based and the super-population model-based frameworks: For the randomization-based version, we attach a superscript “rd” to all the relevant quantities. For example, \mathbb{E}^{rd} , bias^{rd} , and var^{rd} are, respectively, the expectation, bias, and variance under the randomization-based framework. When there is no ambiguity, superscripts are hidden to minimize clutter.

We also adopt the common asymptotic and stochastic asymptotic notation, including $O(\cdot)$, $o(\cdot)$, $O_{\mathbb{P}}(\cdot)$, $o_{\mathbb{P}}(\cdot)$, where \mathbb{P} is the true underlying distribution. Given a square matrix \mathbf{M} , we denote $\text{tr}(\mathbf{M})$ as the trace of \mathbf{M} and $\|\mathbf{M}\|_{\text{op}}$ as the operator norm of \mathbf{M} . \mathbf{M}^{-} is understood to be the inverse of \mathbf{M} if it is invertible and the Moore-Penrose inverse (or the pseudoinverse) of \mathbf{M} if otherwise. Given a vector \mathbf{v} , $\|\mathbf{v}\|$ denotes its ℓ_2 -norm.

For the $n \times p$ covariate matrix $\mathbf{X} := (\mathbf{x}_1, \dots, \mathbf{x}_n)^{\top}$ with $\mathbf{x}_i \in \mathbb{R}^p$ for $i = 1, \dots, n$, we denote $\bar{\mathbf{x}} := n^{-1} \sum_{i=1}^n \mathbf{x}_i \in \mathbb{R}^p$ as the column vector of the row-wise average of \mathbf{X} . Following standard practice in covariate adjustment in randomised experiments, we often center the covariate/design matrix by $\bar{\mathbf{x}}$ and denote the centered covariate/design matrix as $\mathbf{X}_c := (\mathbf{x}_1 - \bar{\mathbf{x}}, \dots, \mathbf{x}_n - \bar{\mathbf{x}})^{\top}$. Furthermore, we introduce the following $n \times n$ “hat” projection matrix that will be used throughout:

$$\mathbf{H} := \mathbf{X}_c \hat{\Sigma}^{-} \mathbf{X}_c^{\top} \equiv (H_{i,j}, 1 \leq i, j \leq n), \text{ where } \hat{\Sigma} := \mathbf{X}_c^{\top} \mathbf{X}_c.$$

In the random design setting of the super-population framework, we introduce the following short-hand notation: $\boldsymbol{\mu} := \mathbb{E}\mathbf{x}$ and $\boldsymbol{\Sigma} := n\mathbb{E}(\mathbf{x} - \boldsymbol{\mu})(\mathbf{x} - \boldsymbol{\mu})^{\top}$. To reduce notation clutter, given a vector $\mathbf{v} = (v_1, \dots, v_n)^{\top}$ of length n , we write

$$V_n(v) := \frac{1}{n} \sum_{i=1}^n v_i^2 - \frac{1}{n(n-1)} \sum_{1 \leq i \neq j \leq n} v_i v_j \equiv \frac{1}{n-1} \sum_{i=1}^n (v_i - \bar{v})^2$$

as the sample variance of \mathbf{v} . Here $\bar{v} := n^{-1} \sum_{i=1}^n v_i$.

Basic Setup

Throughout this article, we always observe the following data matrix:

$$\mathbf{O} \in \mathbb{R}^{n \times (p+2)} := (\mathbf{o}_1, \dots, \mathbf{o}_n)^{\top}, \mathbf{o}_i := (\mathbf{x}_i^{\top}, t_i, y_i)^{\top} \in \mathbb{R}^{p+2}, \text{ for } i \in [n].$$

Here t and y , respectively, denote the treatment assignment indicator and the outcome of interest. To streamline the notation, we also let $\mathbf{t} := (t_1, \dots, t_n)^{\top}$ and $\mathbf{y} := (y_1, \dots, y_n)^{\top}$. We always assume that $p < n$ and

$$\lim_{n \rightarrow \infty} p/n = \alpha \in [0, 1),$$

without further mentioning this assumption. Our result thus covers the relatively more challenging “proportional asymptotic” regime at least for $p < n$ [52]. Without loss of generality, we take $t \in \{0, 1\}$ and $y \in \mathbb{R}$. In RCT, the treatment assignment vector \mathbf{t} is determined by exogenous randomization schemes, hence under the investigator’s control. In particular, we mainly consider the Completely Randomized Experiments (CRE), which assign n_1 out of n subjects uniformly into the treatment

group ($t = 1$), and the remaining n_0 subjects into the control group. Let $\pi_1 := n_1/n$ and $\pi_0 := 1 - \pi_1$, respectively, be the proportion of subjects in the treatment and the control groups.

Denoting the potential outcome vector under treatment as $\mathbf{y}(1) = (y_1(1), \dots, y_n(1))^\top$ and under control as $\mathbf{y}(0) = (y_1(0), \dots, y_n(0))^\top$. To connect potential outcomes and observed data, we follow the standard causal inference literature and impose the Consistency assumption.

Assumption 1 (Consistency). $y_i \equiv t_i y_i(1) + (1 - t_i) y_i(0)$, for all $i = 1, \dots, n$.

In RCT, randomization licenses the use of observables \mathbf{O} to identify certain causal quantities defined via potential outcomes. In this article, we assume the following:

Assumption 2 (Randomization). \mathbf{t} is assigned via CRE or the Bernoulli sampling, so $\mathbf{t} \perp\!\!\!\perp \{\mathbf{x}, \mathbf{y}(0), \mathbf{y}(1)\}$.

For example, if one is interested in the randomization-based treatment specific mean

$$\bar{\tau} := \mathbb{E}^{\text{rd}} y(1) \equiv \frac{1}{n} \sum_{i=1}^n y_i(1), \quad (1)$$

by the above two Assumptions, one can identify $\bar{\tau}_1$ via

$$\hat{\tau}_{\text{unadj}} := \frac{1}{n_1} \sum_{i=1}^n t_i y_i \equiv \frac{1}{n} \sum_{i=1}^n \frac{t_i}{\pi_1} y_i. \quad (2)$$

$\hat{\tau}_{\text{unadj}}$ is often called *the unadjusted estimator* or *the Inverse Probability Weighting (IPW) estimator*. It is easy to see that $\hat{\tau}_{\text{unadj}}$ is unbiased for $\bar{\tau}_1$. One can similarly define the randomization-based control specific mean and the Average Treatment Effect (ATE), together with their corresponding unadjusted or IPW estimators. Without loss of generality, we only consider the treatment specific mean $\bar{\tau}$ for two reasons. First, all the results hold for the control specific mean by symmetry. Second, treatment and control specific means are more primitive parameters than the ATE.

Occasionally, we also consider the super-population framework, under which the observed data is drawn i.i.d. from a common probability distribution \mathbb{P}

$$\mathbf{o}_i \stackrel{\text{i.i.d.}}{\sim} \mathbb{P}, \quad i = 1, \dots, n.$$

To ease exposition, we then consider the Bernoulli sampling of the treatment assignment vector, i.e. $t_i \stackrel{\text{i.i.d.}}{\sim} \text{Bernoulli}(\pi_1)$, $i = 1, \dots, n$. We denote the super-population treatment specific mean (which is also treatment specific mean under the fixed-design setting) as $\tau := \mathbb{E} y(1)$.

3 HOIF-Motivated Covariate Adjustment: Statistical Intuition

Our main theoretical results (in Section 4) are stated under the randomization-based framework, following the current trend of the literature. However, in this section, we first explain the main intuition of using HOIF to construct adjusted estimator of τ , under the super-population framework. In our own opinion, for most of the parts, the *statistical intuition* gathered from the super-population framework can be carried over to the randomization-based framework. We suspect that most of the materials reviewed here are known and familiar to experts in HOIF. Nonetheless, we hope that this section can solicit more interests from statisticians and practitioners interested in covariate adjustment methods for RCT.

Guarded by exogenous randomization, the unadjusted estimator $\hat{\tau}_{\text{unadj}}$ has already fulfilled the following desiderata:

- It is unbiased and has variance of order $1/n$ under certain regularity conditions on the baseline covariates \mathbf{X} and the observed response \mathbf{y} (see Assumption 3 later);
- $\sqrt{n}(\hat{\tau}_{\text{unadj}} - \bar{\tau})$ has centered Gaussian limiting distribution in both the randomization-based and super-population frameworks;
- The variance of $\hat{\tau}_{\text{unadj}}$ can be consistently estimated.

Despite the above advantages, the unadjusted estimator $\hat{\tau}_{\text{unadj}}$ fails to leverage the information of baseline covariates \mathbf{x} . A convincing argument for using \mathbf{x} stems from *semiparametric theory*. A key implication of semiparametric theory is that the variance of the following random variable, referred to as the (efficient) first-order influence function of τ , characterizes the SVB of any Regular and Asymptotic Linear estimator of τ :

$$\dot{\tau}_{1,\tau} \equiv \dot{\tau}_{1,\tau}(\mathbf{o}) := \frac{t}{\pi_1} y - \left(\frac{t}{\pi_1} - 1 \right) b(\mathbf{x}) - \tau, \quad (3)$$

where $b(\cdot) := \mathbb{E}(y|\mathbf{x} = \cdot, t = 1)$ denotes the true outcome regression function in the treatment group. In RCT practice, an AIPW estimator taking \mathbf{x} into account can then be constructed based on $\dot{\tau}_{1,\tau}$ (3):

$$\hat{\tau}_{\text{aipw}} := \frac{1}{n} \sum_{i=1}^n \frac{t_i}{\pi_1} y_i - \left(\frac{t_i}{\pi_1} - 1 \right) \hat{b}(\mathbf{x}_i), \quad (4)$$

where \hat{b} estimates b by fitting either simple parametric models [16] or flexible machine learning algorithms [46, 53], depending on the context. If \hat{b} is consistent for b and \mathbb{P} -Donsker, the asymptotic variance of this AIPW estimator attains the SVB.

However, since b is not under the investigator's control, $\hat{\tau}_{\text{aipw}}$ may, contrary to one's wish, inflate the asymptotic variance when $\text{plim}_{n \rightarrow \infty} \hat{b} \neq b$. Fortunately, Lin [13] proved that covariate adjustment via a possibly misspecified linear working model with the least square estimator can still guarantee efficiency improvement over the unadjusted estimator when p is fixed. An “oracle” version of Lin's adjusted estimator with linear working model is first defined:

$$\tilde{\tau}_{\text{adj}} := \frac{1}{n} \sum_{i=1}^n \frac{t_i}{\pi_1} y_i - \left(\frac{t_i}{\pi_1} - 1 \right) (\mathbf{x}_i - \boldsymbol{\mu})^\top \boldsymbol{\beta}, \quad (5)$$

where $\boldsymbol{\beta} := n\boldsymbol{\Sigma}^- \cdot \mathbb{E}((\mathbf{x} - \boldsymbol{\mu}) \frac{t}{\pi_1} (y - \tau))$ is the population projection of the *centered* potential outcome $y(1) - \tau$ onto the linear span of the *centered* covariates $\mathbf{x} - \boldsymbol{\mu}$. $\tilde{\tau}_{\text{adj}}$ has the same form as the celebrated AIPW estimator if one estimates the outcome regression model by the same linear working model. The following result is immediate and well known in the literature [54].

Lemma 1. *Under Assumptions 1 and 2,*

$$\text{var}(\hat{\tau}_{\text{unadj}}) = \frac{1}{n} \text{var} \left\{ \frac{t}{\pi_1} y \right\}, \text{var}(\tilde{\tau}_{\text{adj}}) = \frac{1}{n} \left(\text{var} \left\{ \frac{t}{\pi_1} y \right\} - \text{var} \left\{ \left(\frac{t}{\pi_1} - 1 \right) (\mathbf{x} - \boldsymbol{\mu})^\top \boldsymbol{\beta} \right\} \right) \leq \text{var}(\hat{\tau}_{\text{unadj}}).$$

If $(\mathbf{x}_i - \boldsymbol{\mu})^\top \boldsymbol{\beta}$ in $\tilde{\tau}_{\text{adj}}$ is replaced by the true outcome regression function $b(\cdot)$, the variance of $\tilde{\tau}_{\text{adj}}$ attains the SVB.

Proof. The variance reduction part crucially relies on the following observation:

$$\begin{aligned}\text{var} \left\{ \left(\frac{t}{\pi_1} - 1 \right) (\mathbf{x} - \boldsymbol{\mu})^\top \boldsymbol{\beta} \right\} &= \text{cov} \left\{ \frac{t}{\pi_1} y, \left(\frac{t}{\pi_1} - 1 \right) (\mathbf{x} - \boldsymbol{\mu})^\top \boldsymbol{\beta} \right\} \\ &= \text{cov} \left\{ \frac{t}{\pi_1} (y - \tau), \left(\frac{t}{\pi_1} - 1 \right) (\mathbf{x} - \boldsymbol{\mu})^\top \boldsymbol{\beta} \right\},\end{aligned}$$

which is equivalent to saying that the augmented term $\left(\frac{t}{\pi_1} - 1 \right) (\mathbf{x} - \boldsymbol{\mu})^\top \boldsymbol{\beta}$ is an $L_2(\mathbb{P})$ -projection of $\frac{t}{\pi_1} y$ (or equivalently $\frac{t}{\pi_1} (y - \tau)$) onto the following space of mean-zero random variables $\{ \left(\frac{t}{\pi_1} - 1 \right) (\mathbf{x} - \boldsymbol{\mu})^\top \mathbf{b} : \mathbf{b} \in \mathbb{R}^p \}$. Since $L_2(\mathbb{P})$ -projection contracts $L_2(\mathbb{P})$ -norm, which corresponds to the variance, $\hat{\tau}_{\text{adj}}$ has a reduced variance. \square

When the dimension p of the baseline covariates is small compared to the sample size n , one can compute a *Bone Fide* estimator $\hat{\tau}_{\text{adj}}$ by estimating $\boldsymbol{\beta}$ with ordinary least squares (OLS) and estimating $\boldsymbol{\mu}$ by $\bar{\mathbf{x}}$ and τ by $\hat{\tau}_{\text{unadj}}$:

$$\hat{\tau}_{\text{adj}} := \hat{\tau}_{\text{unadj}} - \frac{1}{n} \sum_{i=1}^n \sum_{j=1}^n \left(\frac{t_i}{\pi_1} - 1 \right) H_{i,j} \frac{t_j (y_j - \hat{\tau}_{\text{unadj}})}{\pi_1}. \quad (6)$$

We also define the following alternative adjusted estimator that will also appear later:

$$\hat{\tau}_{\text{adj},1} := \hat{\tau}_{\text{unadj}} - \frac{1}{n} \sum_{i=1}^n \sum_{j=1}^n \left(\frac{t_i}{\pi_1} - 1 \right) H_{i,j} \frac{t_j y_j}{\pi_1}. \quad (7)$$

Note that $\hat{\tau}_{\text{adj},1}$ is the same as $\hat{\tau}_{\text{adj}}$ except not centering the outcome variable. Written in the form of (6) or (7), one can view the adjusted estimator by linear working models as augmenting the unadjusted estimator with a second-order V -statistic. To directly see the potential negative impact of the augmented V -statistic, its mean is, under the randomization-based framework and CRE,

$$-\frac{\pi_0}{\pi_1} \frac{n-2}{n(n-1)} \sum_{i=1}^n H_{i,i} y_i(1) = O\left(\frac{p}{n}\right),$$

under certain regularity conditions (e.g. Assumption 3 later) on \mathbf{X} and \mathbf{y} . The above derivation explains why the usual adjusted estimator $\hat{\tau}_{\text{adj}}$ or $\hat{\tau}_{\text{adj},1}$ may hurt statistical inference when p is close to n . This extra bias of order p/n was referred to as the “own observation bias” in Newey and Robins [55], because it arises from the “diagonal/trace terms” in the V -statistic. For the bias of $\hat{\tau}_{\text{adj}}$, the bias can be similarly shown to also be of order $O(p/n)$; see Appendix A.5.

The Role of HOIF and a Review

To explain how the theory of HOIF directly leads to an improved estimator, we first notice that the bias of $\hat{\tau}_{\text{aipw}}$, although identical to zero, takes the following form, assuming that $\hat{\mathbf{b}}$ is “sufficiently independent” from the sample \mathbf{O} ³:

$$\text{bias}(\hat{\tau}_{\text{aipw}}) = \mathbb{E} \left[t \left(\frac{1}{\pi_1} - \frac{1}{\pi_1} \right) (\mathbf{b}(\mathbf{x}) - \hat{\mathbf{b}}(\mathbf{x})) \right] \equiv \mathbb{E} \left[\pi_1^{1/2} \left(\frac{1}{\pi_1} - \frac{1}{\pi_1} \right) \cdot \pi_1^{1/2} (\mathbf{b}(\mathbf{x}) - \hat{\mathbf{b}}(\mathbf{x})) \right]. \quad (8)$$

³In the derivation below, we might write 0 redundantly as $1/\pi_1 - 1/\pi_1$ but please bear with us.

The HOIF theory, in a nutshell, is to approximate the above bias of $\hat{\tau}_{\text{aipw}}$ by first choosing a set of k -dimensional transformations of \mathbf{x} , $\phi(\mathbf{x}) = (\phi_1(\mathbf{x}), \dots, \phi_k(\mathbf{x}))^\top$. The choice of ϕ is often made by some background knowledge on the kind of space the residual $b - \hat{b}$ lies in. Here we simply take ϕ as $\phi(\mathbf{x}) \equiv \mathbf{x} - \boldsymbol{\mu}$. Next, we project the two residuals in the above bias, $\text{res}_1 := \pi_1^{1/2} \left(\frac{1}{\pi_1} - \frac{1}{\pi_1} \right)$ and $\text{res}_2 := \pi_1^{1/2} (b(\mathbf{x}) - \hat{b}(\mathbf{x}))$ onto the linear space spanned by $\pi_1^{1/2}(\mathbf{x} - \boldsymbol{\mu})$:

$$\begin{aligned}\widetilde{\text{res}}_1 &:= \pi_1^{1/2}(\mathbf{x} - \boldsymbol{\mu})^\top \left\{ \mathbb{E}[\pi_1(\mathbf{x} - \boldsymbol{\mu})(\mathbf{x} - \boldsymbol{\mu})^\top] \right\}^{-1} \mathbb{E} \left[\pi_1(\mathbf{x} - \boldsymbol{\mu}) \left(\frac{1}{\pi_1} - \frac{1}{\pi_1} \right) \right], \\ \widetilde{\text{res}}_2 &:= \pi_1^{1/2}(\mathbf{x} - \boldsymbol{\mu})^\top \left\{ \mathbb{E}[\pi_1(\mathbf{x} - \boldsymbol{\mu})(\mathbf{x} - \boldsymbol{\mu})^\top] \right\}^{-1} \mathbb{E} \left[\pi_1(\mathbf{x} - \boldsymbol{\mu})(b(\mathbf{x}) - \hat{b}(\mathbf{x})) \right].\end{aligned}$$

The weight $\pi_1^{1/2}$ is chosen to ensure that the unknown b appeared in the above expectation can be replaced by y using the law of iterated expectation. Armed with the above projections of the residuals, we can decompose $\text{bias}(\hat{\tau}_{\text{aipw}})$ into two components by Pythagorean theorem:

$$\begin{aligned}\text{bias}(\hat{\tau}_{\text{aipw}}) &\equiv \mathbb{E}[\text{res}_1 \cdot \text{res}_2] = \widetilde{\text{bias}}(\hat{\tau}_{\text{aipw}}) + \widetilde{\text{bias}}^\perp(\hat{\tau}_{\text{aipw}}) \equiv 0, \text{ where} \\ \widetilde{\text{bias}}(\hat{\tau}_{\text{aipw}}) &:= \mathbb{E}[\widetilde{\text{res}}_1 \cdot \widetilde{\text{res}}_2] \equiv 0 \\ &\equiv \mathbb{E} \left[\pi_1 \left(\frac{1}{\pi_1} - \frac{1}{\pi_1} \right) (\mathbf{x} - \boldsymbol{\mu})^\top \right] \left\{ \mathbb{E}[\pi_1(\mathbf{x} - \boldsymbol{\mu})(\mathbf{x} - \boldsymbol{\mu})^\top] \right\}^{-1} \mathbb{E} \left[(\mathbf{x} - \boldsymbol{\mu}) \pi_1 (b(\mathbf{x}) - \hat{b}(\mathbf{x})) \right] \\ &= \mathbb{E} \left[\left(\frac{t}{\pi_1} - 1 \right) (\mathbf{x} - \boldsymbol{\mu})^\top \right] \left\{ \mathbb{E}[(\mathbf{x} - \boldsymbol{\mu})(\mathbf{x} - \boldsymbol{\mu})^\top] \right\}^{-1} \mathbb{E} \left[(\mathbf{x} - \boldsymbol{\mu}) \frac{t(y - \hat{b}(\mathbf{x}))}{\pi_1} \right].\end{aligned}$$

Setting $\hat{b} \equiv 0$, so $\hat{\tau}_{\text{unadj}} \equiv \hat{\tau}_{\text{aipw}}$, the gist of the HOIF theory is to estimate the “projected bias” $\widetilde{\text{bias}}(\hat{\tau}_{\text{aipw}}) \equiv \widetilde{\text{bias}}(\hat{\tau}_{\text{unadj}})$ by a *second-order U-statistic* as follows:

$$\begin{aligned}\widehat{\mathbb{IF}}_{\text{unadj},2,2} &:= \frac{1}{n(n-1)} \sum_{1 \leq i \neq j \leq n} \left(\frac{t_i}{\pi_1} - 1 \right) (\mathbf{x}_i - \bar{\mathbf{x}})^\top \left\{ \frac{1}{n-1} \sum_{l=1}^n (\mathbf{x}_l - \bar{\mathbf{x}})(\mathbf{x}_l - \bar{\mathbf{x}})^\top \right\}^{-1} (\mathbf{x}_j - \bar{\mathbf{x}}) \frac{t_j y_j}{\pi_1} \\ &\equiv \frac{1}{n} \sum_{1 \leq i \neq j \leq n} \left(\frac{t_i}{\pi_1} - 1 \right) H_{i,j} \frac{t_j y_j}{\pi_1}.\end{aligned}\tag{9}$$

Here we adopt the $\widehat{\mathbb{IF}}$ notation first introduced in Robins et al. [24] because $\widehat{\mathbb{IF}}_{\text{unadj},2,2}$ is an estimator of the *second-order influence function* of $\widetilde{\text{bias}}(\hat{\tau}_{\text{unadj}})$.

With $\widehat{\mathbb{IF}}_{\text{unadj},2,2}$, one can construct the following covariate adjusted estimator:

$$\hat{\tau}_{\text{adj},2} := \hat{\tau}_{\text{unadj}} - \widehat{\mathbb{IF}}_{\text{unadj},2,2},\tag{10}$$

which is the main estimator that we study in Section 4. Though $\widehat{\mathbb{IF}}_{\text{unadj},2,2}$ and $\hat{\tau}_{\text{adj},2}$ are motivated under the super-population framework, the way that we tacitly estimate the precision matrix $\left\{ \mathbb{E}[(\mathbf{x} - \boldsymbol{\mu})(\mathbf{x} - \boldsymbol{\mu})^\top] \right\}^{-1}$ in $\widehat{\mathbb{IF}}_{\text{unadj},2,2}$ happens to be the “right” choice under the randomization-based framework, as we condition on \mathbf{X} . It is also worth pointing out that $\hat{\tau}_{\text{adj},2}$ can be viewed as a “diagonal/trace-free” version of $\hat{\tau}_{\text{adj},1}$ by removing the “own observation bias”, which is large when p is close to n !

As for the variance of $\hat{\tau}_{\text{adj},2}$, following well-established statistical theory of HOIF estimators, we have

$$\text{var}(\hat{\tau}_{\text{adj},2}) = O\left(\frac{1}{n} + \frac{p}{n^2}\right),$$

where the first factor $1/n$ is attributed to $\hat{\tau}_{\text{unadj}}$ and the second factor p/n^2 comes from the second-order U -statistic $\widehat{\mathbb{F}}_{\text{unadj},2,2}$. When $p = o(n)$, at least asymptotically covariate adjustment by $\hat{\tau}_{\text{adj},2}$ never hurts the variance (in fact, in Theorem 1, one can immediately tell that $\hat{\tau}_{\text{adj},2}$ improves asymptotic variance so long as $p = o(n)$). This follows from the “guiding principle” [26] that if either of the propensity score or the outcome regression is consistently estimable, the second-order U -statistic does not inflate the asymptotic variance.

Even if $p = O(n)$, the variance is still of the parametric $1/n$ rate. To show that $\hat{\tau}_{\text{adj},2}$ can actually improve efficiency when $p = O(n)$, however, a more careful analysis needs to be conducted, which we defer to Section 4. But intuitively, the fact that $\widehat{\mathbb{F}}_{\text{unadj},2,2}$ is an estimator of an $L_2(\mathbb{P})$ -projection of $\frac{t}{\pi_1}y$ provides enough hint at the possibility of gaining efficiency by adjusting for covariates with dimension p even close to n . The above fact has been known for quite a while [24] and was pointed out explicitly in more recent works [28, 30, 31, 35]. We hope that this short review brings HOIF to the attention of those who are interested in covariate adjustment in RCT.

Remark 1. We briefly comment on the differences between $\widehat{\mathbb{F}}_{\text{unadj},2,2}$ and the estimators proposed in [28, 30, 35] by one of the authors of this article and colleagues. The original proposal considers the “more difficult” observational studies where the propensity score is unknown. To protect against potential model misspecification, they use the following quantity instead of $\frac{H_{i,j}}{\pi_1}$:

$$(\mathbf{x}_i - \bar{\mathbf{x}})^\top \left\{ \sum_{l=1}^n t_l (\mathbf{x}_l - \bar{\mathbf{x}})(\mathbf{x}_l - \bar{\mathbf{x}})^\top \right\}^{-1} (\mathbf{x}_j - \bar{\mathbf{x}}).$$

Since the current article considers CRE, the form in (10) is a better choice. In fact, it is much more difficult to analyze the statistical properties of $\hat{\tau}_{\text{adj},2}$ under observational studies and the super-population framework. There one has to control the difference between the sample and population precision matrices. Without sufficient structural assumptions on the propensity score and outcome regression, sample-splitting and U -statistics of higher order are needed to remove the bias of estimating the large precision matrix. ■

Remark 2. Finally, we discuss the choice of the transformation ϕ , which we have ignored for the most part in the above exposition. By choosing $\phi(\mathbf{x}) = \mathbf{x} - \boldsymbol{\mu}$, the resulting estimator $\hat{\tau}_{\text{adj},2}$ can be viewed as correcting the *own observation bias* of $\hat{\tau}_{\text{adj},1}$. If the data analyst has better grasp on the $\mathbf{x} \rightarrow y(1)$ mechanism, choosing a set of potentially nonlinear transformation of \mathbf{x} that better reflects such a mechanism may further improve efficiency. ■

4 HOIF-Motivated Covariate Adjustment: Theoretical Results

To state our main theoretical results on $\hat{\tau}_{\text{adj},2}$, we need to further impose certain regularity conditions on the observed data \mathbf{O} . It is worth noting that to make our exposition more accessible, we choose the following easier-to-interpret regularity conditions on \mathbf{O} instead of the mathematically weaker conditions considered in the mainstream literature on randomization-based inference [14, 37, 56].

Assumption 3 (Regularity conditions on \mathbf{O}). The following regularity condition is occasionally imposed on the observed data \mathbf{O} :

- There exists a universal constant $B > 0$ independent of n such that

$$\max \left\{ \|y(1)\|_\infty, \frac{n}{p} \|H\|_\infty \right\} \leq B,$$

and $\hat{\Sigma} \equiv \sum_{i=1}^n (\mathbf{x}_i - \bar{\mathbf{x}})(\mathbf{x}_i - \bar{\mathbf{x}})^\top$ is invertible.

Remark 3. As will be seen in Appendix A.4, under Assumption 3, by directly looking at the decomposition of variance formula into a sum of various “gadgets”, one can immediately tell the bias or the variance order (should be no greater than $O(1/n)$) after covariate adjustment. In Appendix A.4, we will explain that the statistical orders of the “gadgets” can be easily deduced based on simple statistical intuition. ■

4.1 Statistical Properties of HOIF-Motivated Estimators in Randomized Controlled Trials

We state our main theoretical results under CRE in the theorem below. The corresponding results for the Bernoulli sampling will be commented in Remark 6 that follows.

Theorem 1. *Under CRE and Assumptions 1 – 2, under the randomization-based framework, we have the following theoretical guarantees on the HOIF estimator $\hat{\tau}_{\text{adj},2}$:*

- (1) *The bias of $\hat{\tau}_{\text{adj},2}$ has the following form:*

$$\text{bias}^{\text{rd}}(\hat{\tau}_{\text{adj},2}) = \frac{\pi_0}{\pi_1} \frac{1}{n(n-1)} \sum_{1 \leq i \neq j \leq n} H_{i,j} y_j(1) = -\frac{\pi_0}{\pi_1} \frac{1}{n(n-1)} \sum_{i=1}^n H_{i,i} y_i(1). \quad (11)$$

In addition, if Assumption 3 holds, then

$$\text{bias}^{\text{rd}}(\hat{\tau}_{\text{adj},2}) = O\left(\frac{\pi_0 \alpha}{\pi_1 n}\right).$$

- (2) *The variance of $\hat{\tau}_{\text{adj},2}$ has the following form: Under Assumption 3,*

$$\text{var}^{\text{rd}}(\hat{\tau}_{\text{adj},2}) = \nu^{\text{rd}} + \text{Rem} = O\left(\frac{1}{n} \left\{1 + \frac{p}{n}\right\}\right), \quad (12)$$

where the exact form of $\text{Rem} = o(1/n)$ can be deduced from the proof of this claim in Appendix A.1 and the main term ν^{rd} reads as follows:

$$\begin{aligned} \nu^{\text{rd}} := & \underbrace{\left(\frac{\pi_0}{\pi_1}\right) \frac{1}{n} V_n \left[y_i(1) - \sum_{j \neq i} H_{j,i} y_j(1) \right]}_{=: \nu_1^{\text{rd}} = O\left(\frac{1}{n}\right)} \\ & + \underbrace{\left(\frac{\pi_0}{\pi_1}\right)^2 \frac{1}{n} \left\{ \frac{1}{n} \sum_{i=1}^n H_{i,i} (1 - H_{i,i}) y_i(1)^2 + \frac{1}{n} \sum_{1 \leq i \neq j \leq n} H_{i,j}^2 y_i(1) y_j(1) \right\}}_{=: \nu_2^{\text{rd}} = O\left(\frac{1}{n} \frac{p}{n}\right)}. \end{aligned} \quad (13)$$

When $p = o(n)$, ν^{rd} can be further simplified to

$$\nu_1^{\text{rd}} = \frac{\pi_0}{\pi_1} \frac{1}{n} V_n \left[y_i(1) - \sum_{j \neq i} H_{j,i} y_j(1) \right]. \quad (14)$$

According to the second assertion of Theorem 1, if $p = o(n)$, $\hat{\tau}_{\text{adj},2}$ always attains smaller asymptotic variance (after scaled by n) than $\hat{\tau}_{\text{unadj}}$; however, if $p = O(n)$, then the *iff condition* for $\hat{\tau}_{\text{adj},2}$ to enjoy improved asymptotic efficiency (after scaled by n) compared to the unadjusted estimator $\hat{\tau}_{\text{unadj}}$ is simply

$$\nu^{\text{rd}} - \text{var}^{\text{rd}}(\hat{\tau}_{\text{unadj}}) \leq 0 \iff \text{var}^{\text{rd}}(\hat{\tau}_{\text{unadj}}) - \nu_1^{\text{rd}} \geq \nu_2^{\text{rd}}. \quad (15)$$

Since the criterion for asymptotic efficiency improvement has been fully characterized, one can easily conduct numerical experiments and see if given the generated baseline covariates \mathbf{X} and potential outcomes $\mathbf{y}(1)$, the asymptotic variance of $\hat{\tau}_{\text{adj},2}$ is smaller than that of $\hat{\tau}_{\text{unadj}}$.

Remark 4. The first term ν_1^{rd} of ν^{rd} in (13) constitutes the sample variance of $y_i(1) - \sum_{j \neq i} H_{j,i} y_j(1)$ instead of $y_i(1)$, as in the variance of $\hat{\tau}_{\text{unadj}}$. The term being subtracted off, $\sum_{j \neq i} H_{j,i} y_j(1)$, can be represented as follows:

$$\sum_{j \neq i} H_{j,i} y_j(1) \equiv (\mathbf{x}_i - \bar{\mathbf{x}})^\top \hat{\boldsymbol{\beta}}_{-i},$$

where $\hat{\boldsymbol{\beta}}_{-i} := \hat{\boldsymbol{\Sigma}}^- \sum_{j \neq i} (\mathbf{x}_j - \bar{\mathbf{x}}) y_j(1)$, which is the leave-one-out coefficient estimator for the linear projection of the potential outcomes $y_i(1)$ onto the linear span of $\mathbf{x}_i - \bar{\mathbf{x}}$. Hence $y_i(1) - \sum_{j \neq i} H_{j,i} y_j(1) = y_i(1) - (\mathbf{x}_i - \bar{\mathbf{x}})^\top \hat{\boldsymbol{\beta}}_{-i}$ is the residual of the above projection. ■

Remark 5 (On the asymptotic distribution of $\hat{\tau}_{\text{adj},2}$ under the randomization-based framework). Under Assumptions 1–3, and additionally suppose that there exists a constant $\sigma^2 > 0$ such that

$$\lim_{n \rightarrow \infty} n \cdot \nu^{\text{rd}} \rightarrow \sigma^2, \quad (16)$$

we have $(\hat{\tau}_{\text{adj},2} - \bar{\tau})/\sqrt{\nu^{\text{rd}}} \rightsquigarrow \text{N}(0, 1)$. The Gaussian limiting distribution of $\hat{\tau}_{\text{adj},2}$ follows from three main steps: (i) showing that the bias of $\hat{\tau}_{\text{adj},2}$ is $o(1/\sqrt{n})$; (ii) showing that the variance of $\hat{\tau}_{\text{adj},2}$ is $O(1/n)$; and (iii) invoking the CLT of weighted second-order U -statistics using Lévy's martingale CLT by adapting the proof technique in Bhattacharya and Ghosh [40] (or using results in Koike [57]). Condition (16) essentially requires that the variance scaled by n has a limit as $n \rightarrow \infty$; see Appendix A.2 for details. We refer interested readers to Lu et al. [37] for more in-depth discussions. ■

Remark 6. The proof of Theorem 1 is deferred to Appendix A.1. Under the Bernoulli sampling where the treatment assignments $t_i \stackrel{\text{i.i.d.}}{\sim} \text{Bernoulli}(\pi_1)$ for $i = 1, \dots, n$, by inspecting the proof of Theorem 1 in Appendix A, we immediately have $\text{bias}^{\text{rd}}(\hat{\tau}_{\text{adj},2}) = 0$. ■

The next result shows that statistical guarantees of $\hat{\tau}_{\text{adj},2}$ parallel to those under the randomization-based framework in Theorem 1 continue to hold under the i.i.d. super-population framework. We mention in passing that this result has been obtained in previous works by one of the authors of this article [26, 30, 35], so we omit the proof.

Proposition 1. *Under CRE and Assumptions 1 – 2, and under the i.i.d. super-population framework, the following hold:*

- (1) *The bias of $\hat{\tau}_{\text{adj},2}$ has the following form: $\text{bias}(\hat{\tau}_{\text{adj},2}) = \mathbb{E}(\hat{\tau}_{\text{adj},2} - \tau) = -\frac{\pi_0}{\pi_1} \frac{1}{n-1} \mathbb{E}[H_{1,1}b(\mathbf{x}_1)]$. In addition, if Assumption 3 holds, then $\text{bias}(\hat{\tau}_{\text{adj},2}) = O\left(\frac{\pi_0}{\pi_1} \frac{\alpha}{n}\right)$.*
- (2) *The variance of $\hat{\tau}_{\text{adj},2}$ has the following order: Under Assumption 3, further suppose that $\hat{\Sigma}$ has bounded eigenvalues, $\text{var}(\hat{\tau}_{\text{adj},2}) = O\left(\frac{1}{n} \left\{1 + \frac{p}{n}\right\}\right)$.*

Remark 7 (On the asymptotic distribution of $\hat{\tau}_{\text{adj},2}$ under the super-population framework). Under Assumptions 1 – 3, and additionally suppose that there exists a constant $\sigma^2 > 0$ such that

$$\lim_{n \rightarrow \infty} n \cdot \text{var}(\hat{\tau}_{\text{adj},2}) \rightarrow \sigma^2, \quad (17)$$

we have

$$\frac{\hat{\tau}_{\text{adj},2} - \tau}{\sqrt{\text{var}(\hat{\tau}_{\text{adj},2})}} \rightsquigarrow N(0, 1).$$

The Gaussian limiting distribution of $\hat{\tau}_{\text{adj},2}$ follows from three main steps: (i) showing that the bias of $\hat{\tau}_{\text{adj},2}$ is $o(1/\sqrt{n})$; (ii) showing that the variance of $\hat{\tau}_{\text{adj},2}$ is $O(1/n)$; and (iii) invoking the CLT of second-order U -statistics (Corollary 1.2 of Bhattacharya and Ghosh [40]). Condition (17) has the same interpretation as Condition (16) under the randomization-based framework. We note that, as mentioned in numerous places in Liu et al. [31, 35], the asymptotic distribution of $\hat{\tau}_{\text{adj},2}$ can be obtained by applying Corollary 1.2 of Bhattacharya and Ghosh [40]. ■

Remark 8 (A comparison with existing results in the context of observational studies). In previous work by one of the authors and colleagues [26, 30], they thoroughly analyzed the statistical properties of a modified version of $\hat{\tau}_{\text{adj},2}$ under the super-population framework with \mathbf{x} being random. The most important difference is that they do not have the luxury of knowing the propensity score, as in RCT, so the propensity score has to be estimated from the data and the hat matrix \mathbf{H} needs to be replaced by

$$\mathbf{X}_c \left\{ (\mathbf{t} \circ \mathbf{X}_c)^\top (\mathbf{t} \circ \mathbf{X}_c) \right\}^{-1} \mathbf{X}_c^\top.$$

To incorporate the possibility of completely misspecified propensity score, even for \sqrt{n} -consistency, one needs to use a diverging-order U -statistic with an order of $\sqrt{\log n}$, to remove the p/n bias due to estimating the population covariance Σ . The largest p they allow is $p = O(n/\text{polylog}(n))$. ■

4.2 A Variety of HOIF Estimators in Randomized Controlled Trials

In the previous section, we have demonstrated that the theory of HOIF motivates an adjusted estimator $\hat{\tau}_{\text{adj},2}$ that (1) always improves upon the more commonly used adjusted estimator $\hat{\tau}_{\text{adj}}$ and (2) has asymptotic variance no greater than $\hat{\tau}_{\text{unadj}}$ whenever $p = o(n)$ and in certain cases when $p = O(n)$ and $p < n$. In this section, we propose several other HOIF-motivated estimators in the vicinity of $\hat{\tau}_{\text{adj},2}$, with slightly different statistical properties.

To motivate some other estimators, we consider a special scenario where the potential outcomes are constant, i.e. $y_i(1) \equiv c$ for all $i = 1, \dots, n$. Without loss of generality, we take $c \equiv 1$. Here

both the unadjusted estimator $\hat{\tau}_{\text{unadj}} \equiv 1$ and the adjusted estimator $\hat{\tau}_{\text{adj}} \equiv 1$ are *error-free*. It is straightforward to see that $\hat{\tau}_{\text{adj},2}$ fails to be *error-free*, in the extreme scenario of constant potential outcomes. If one wants to restore the *error-free* property in such a case, one could remove construct the following estimator, which removes the “own observation bias” from the error-free adjusted estimator $\hat{\tau}_{\text{adj}}$ defined in (6) instead of $\hat{\tau}_{\text{adj},1}$ defined in (7):

$$\hat{\tau}_{\text{adj},2}^\dagger := \hat{\tau}_{\text{unadj}} - \widehat{\mathbb{P}}_{\text{unadj},2,2}^\dagger, \text{ where } \widehat{\mathbb{P}}_{\text{unadj},2,2}^\dagger := \frac{1}{n} \sum_{1 \leq i \neq j \leq n} \left(\frac{t_i}{\pi_1} - 1 \right) H_{i,j} \frac{t_j(y_j - \hat{\tau}_{\text{unadj}})}{\pi_1}. \quad (18)$$

It is natural to conjecture that the asymptotic variance of $\hat{\tau}_{\text{adj},2}^\dagger$ should be the same as that of $\hat{\tau}_{\text{adj},2}$ in (13), except that $y_i(1)$ is replaced by $y_i(1) - \bar{\tau}$ for all $i = 1, \dots, n$, i.e.

$$\begin{aligned} \text{var}^{\text{rd}}(\hat{\tau}_{\text{adj},2}^\dagger) &= \left(\frac{\pi_0}{\pi_1} \right) \frac{1}{n} V_n \left[(y_i(1) - \bar{\tau}) - \sum_{j \neq i} H_{j,i} (y_j(1) - \bar{\tau}) \right] \\ &+ \left(\frac{\pi_0}{\pi_1} \right)^2 \frac{1}{n} \left\{ \frac{1}{n} \sum_{i=1}^n H_{i,i} (1 - H_{i,i}) (y_i(1) - \bar{\tau})^2 + \frac{1}{n} \sum_{1 \leq i \neq j \leq n} H_{i,j}^2 (y_i(1) - \bar{\tau}) (y_j(1) - \bar{\tau}) \right\} + o(n^{-1}). \end{aligned}$$

Despite being *error-free* in the case of constant potential outcomes, similar to $\hat{\tau}_{\text{adj},2}$, $\hat{\tau}_{\text{adj},2}^\dagger$ is not unbiased under CRE. If one insists on constructing a *bias-free* adjusted estimator under CRE, the following estimator can be constructed, again building on $\hat{\tau}_{\text{adj},2}$:

$$\hat{\tau}_{\text{adj},3} := \hat{\tau}_{\text{adj},2} + \frac{\pi_0}{\pi_1} \frac{1}{n(n-1)} \sum_{i=1}^n H_{i,i} \frac{t_i y_i}{\pi_1}. \quad (19)$$

In Appendix A.3, we show that $\hat{\tau}_{\text{adj},3}$ is unbiased under CRE, but biased under the Bernoulli sampling. The following proposition characterizes the asymptotic variance of $\hat{\tau}_{\text{adj},3}$. Of course, a similar strategy can be employed to also completely remove the bias of $\hat{\tau}_{\text{adj},2}^\dagger$, which we do not further pursue.

Proposition 2. *Under CRE and Assumptions 1 – 3, the following holds:*

$$\text{var}^{\text{rd}}(\hat{\tau}_{\text{adj},3}) = \text{var}^{\text{rd}}(\hat{\tau}_{\text{adj},2}) + o\left(\frac{1}{n}\right).$$

In words, one could completely remove the bias of $\hat{\tau}_{\text{adj},2}$ due to CRE *for free asymptotically*. The proof of the above proposition can be found in Appendix A.3. The conclusion of Proposition 2 directly implies the asymptotic normality of $\hat{\tau}_{\text{adj},3}$ under the same conditions as in Remark 5.

4.3 An HOIF-Motivated Estimator under Disguise?

As alluded to in the Introduction, Lu et al. [37] proposed the following debiased adjusted estimator for $\bar{\tau}$:

$$\hat{\tau}_{\text{db}} := \hat{\tau}_{\text{adj}} + \frac{\pi_0}{\pi_1} \frac{1}{n} \sum_{i=1}^n \frac{t_i}{\pi_1} H_{i,i} (y_i - \hat{\tau}_{\text{unadj}}). \quad (20)$$

To make a more detailed comparison between HOIF-motivated estimators and $\hat{\tau}_{\text{db}}$, we first state the following important lemma which provides an alternative characterization of $\hat{\tau}_{\text{db}}$, placing this estimator in a broader context. The proof of this lemma is deferred to Appendix A.5.

Lemma 2.

$$\hat{\tau}_{\text{db}} \equiv \hat{\tau}_{\text{adj},2}^\dagger, \quad (21)$$

where we recall that $\hat{\tau}_{\text{adj},2}^\dagger$ is defined in (18).

Remark 9. The sole difference between $\hat{\tau}_{\text{adj},2}$ and $\hat{\tau}_{\text{adj},2}^\dagger$, and now also $\hat{\tau}_{\text{db}}$, is that the former does not center y_i by $\hat{\tau}_{\text{unadj}}$. In a slightly different vein, one can also consider $\hat{\tau}_{\text{unadj}}$ as an “adjusted” estimator using the linear working model with *only the intercept term but no baseline covariates* as follows:

$$\hat{\tau}_{\text{unadj}} \equiv \frac{1}{n} \sum_{i=1}^n \frac{t_i}{\pi_1} (y_i - \hat{\tau}_{\text{unadj}}) + \hat{\tau}_{\text{unadj}}.$$

Then by a similar line of reasoning to that of Section 3, we ought to find a second-order U -statistic replacement of the following version of the “projected bias”:

$$\mathbb{E} \left[\left(\frac{t}{\pi_1} - 1 \right) (\mathbf{x} - \boldsymbol{\mu})^\top \right] (n^{-1} \boldsymbol{\Sigma})^{-1} \mathbb{E} \left[(\mathbf{x} - \boldsymbol{\mu}) \frac{t}{\pi_1} (y - \hat{\tau}_{\text{unadj}}) \right],$$

leading to the statistic $\widehat{\mathbb{F}}_{\text{unadj},2,2}^\dagger$ defined in (18). We hope that this algebraic equivalence sheds some new light on the bias & variance reduction “mechanism” of $\hat{\tau}_{\text{db}}$ to readers⁴, in addition to the already clear exposition done in Lu et al. [37]. ■

Next, we present the statistical properties of $\hat{\tau}_{\text{adj},2}^\dagger$ and equivalently $\hat{\tau}_{\text{db}}$ under the Assumptions considered in this article.

Proposition 3. *Under CRE with treatment probability π_1 and control probability $\pi_0 = 1 - \pi_1$, we have the following theoretical guarantees on $\hat{\tau}_{\text{adj},2}^\dagger$ and equivalently $\hat{\tau}_{\text{db}}$:*

(1) *The randomization-based bias has the following form:*

$$\begin{aligned} \text{bias}^{\text{rd}}(\hat{\tau}_{\text{adj},2}^\dagger) &\equiv \text{bias}^{\text{rd}}(\hat{\tau}_{\text{db}}) = 2 \frac{\pi_0}{\pi_1^2} \frac{n_1 - 1}{n - 1} \frac{1}{n - 2} \left\{ \frac{p}{n} \bar{\tau} + \frac{1}{n} \sum_{1 \leq i \neq j \leq n} H_{i,j} y_j(1) \right\} \\ &= 2 \frac{\pi_0}{\pi_1} \left(1 - \frac{\pi_0}{\pi_1} \frac{1}{n - 1} \right) \frac{1}{n - 2} \left\{ \frac{p}{n} \bar{\tau} - \frac{1}{n} \sum_{i=1}^n H_{i,i} y_i(1) \right\}. \end{aligned} \quad (22)$$

In addition, if Assumption 3 holds, then

$$\text{bias}^{\text{rd}}(\hat{\tau}_{\text{adj},2}^\dagger) \equiv \text{bias}^{\text{rd}}(\hat{\tau}_{\text{db}}) = O\left(\frac{\pi_0}{\pi_1} \frac{\alpha}{n}\right).$$

(2) *The randomization-based variance has the following approximation under Assumption 3:*

$$\text{var}^{\text{rd}}(\hat{\tau}_{\text{adj},2}^\dagger) \equiv \text{var}^{\text{rd}}(\hat{\tau}_{\text{db}}) = \nu^{\text{rd}\dagger} + o(n^{-1}), \quad (23)$$

⁴For example, Su et al. [56] have described $\hat{\tau}_{\text{db}}$ as conceptually more difficult than their proposal.

where

$$\begin{aligned} \nu^{\text{rd}\dagger} := & \underbrace{\left(\frac{\pi_0}{\pi_1} \right) \frac{1}{n} V_n \left[(y_i(1) - \bar{\tau}) - \sum_{j \neq i} H_{j,i} (y_j(1) - \bar{\tau}) \right]}_{=:\nu_{\text{db},1}^{\text{rd}}} \\ & + \underbrace{\left(\frac{\pi_0}{\pi_1} \right)^2 \frac{1}{n} \left\{ \frac{1}{n} \sum_{i=1}^n H_{i,i} (1 - H_{i,i}) (y_i(1) - \bar{\tau})^2 + \frac{1}{n} \sum_{1 \leq i \neq j \leq n} H_{i,j}^2 (y_i(1) - \bar{\tau}) (y_j(1) - \bar{\tau}) \right\}}_{=:\nu_{\text{db},2}^{\text{rd}}}. \end{aligned}$$

The proof of Proposition 3 can be found in Appendix A.5. The asymptotic normality of $\hat{\tau}_{\text{db}}$ can be obtained in a similar fashion to that of $\hat{\tau}_{\text{adj},2}$, and hence omitted. We also refer readers to Lu et al. [37] for analogous results on ATE. We also do not further consider the statistical properties of $\hat{\tau}_{\text{db}}$ under the super-population framework. One feature of our results is that we have obtained (via tedious calculations) the exact formula of the variance and approximation can be viewed as an afterthought.

Remark 10. We briefly compare the variances of $\hat{\tau}_{\text{adj},2}$ and $\hat{\tau}_{\text{adj},2}^\dagger$ (or equivalently $\hat{\tau}_{\text{db}}$). Comparing (12) and (23), the two variances differ only in whether the potential outcomes are centered by $\bar{\tau}$. The main advantage of $\hat{\tau}_{\text{adj},2}^\dagger$ is when the potential outcomes are homogeneously large, so the potential outcomes have a small Coefficient of Variation (CoV). Centering is common in practice. In Appendix D, however, we also exhibit data generating processes for which centering leads to larger asymptotic variance, using a computer-assisted proof. ■

5 Simulation Studies

In this section, numerical experiments are conducted. Since we have theoretically characterized the randomization-based bias and variance formula of $\hat{\tau}_{\text{unadj}}$, $\hat{\tau}_{\text{adj},2}$, $\hat{\tau}_{\text{adj},3}$ and $\hat{\tau}_{\text{db}}$, we first conduct “oracle” simulations by directly calculating these formula in the numerical experiments. We then compute the *Monte Carlo* biases and variances of different estimators to compare the performance of different estimators in “realistic simulations”. The R code for replicating our simulation results can be found in the accompanied GitHub link, which includes the “exact” bias and variance formula in addition to the asymptotic ones presented in our article.

5.1 Oracle Simulations

When $p = o(n)$, $\hat{\tau}_{\text{adj},2}$, $\hat{\tau}_{\text{adj},3}$ and $\hat{\tau}_{\text{adj},2}^\dagger$ (or equivalently $\hat{\tau}_{\text{db}}$) should be more efficient than $\hat{\tau}_{\text{unadj}}$. We will not examine the performance of $\hat{\tau}_{\text{adj}}$ or $\hat{\tau}_{\text{adj},1}$ as they will almost certainly be severely biased when p is sufficiently large. We fix $\pi_1 = 0.45$ and $\mathbf{x} \sim t_3(\mathbf{0}, \Sigma)$, the centered multivariate t -distribution with shape Σ , with $\Sigma_{i,j} = 0.3^{|i-j|}$, for $i, j = 1, \dots, p$, and vary the following in the simulation:

- sample size: $n \in \{50, 100, 200, 500\}$
- covariate dimension: $\alpha := \frac{p}{n} \in \{0.02, 0.05, 0.1, 0.2, \dots, 0.7\}$, and $p = \lceil n\alpha \rceil$.
- signal size: $\gamma \in \{0.5, 1, 2\}$: $\beta = \beta_0 \cdot \gamma$, where $\beta_{0,j} \stackrel{\text{i.i.d.}}{\sim} t(3)$ for $j = 1, \dots, p$.

- exogenous error distribution ϵ :
 - univariate t_3 distribution;
 - “worst-case residual” (considered in Lei and Ding [14] and Lu et al. [37]): $\epsilon(1) = \epsilon(0) = \text{Scale} \left((\mathbf{I} - \mathbf{H})(H_{1,1}, \dots, H_{n,n})^\top \right)$, where $\text{Scale}(a_i) := (a_i - \bar{a}) / (\sum_{i=1}^n (a_i - \bar{a})^2)^{1/2}$.
- the potential outcome model:
 - linear: $f(\mathbf{x}) = \mathbf{x}^\top \boldsymbol{\beta}$;
 - nonlinear: $f(\mathbf{x}) = \text{sign}(\mathbf{x}^\top \boldsymbol{\beta}) |\mathbf{x}^\top \boldsymbol{\beta}|^{\frac{1}{2}} + \sin(\mathbf{x}^\top \boldsymbol{\beta})$.

The potential outcomes are generated according to $y_i(1) = 1 + f(\mathbf{x}_i) + \epsilon_i$ for $i = 1, \dots, n$. The relative efficiencies based on the exact and approximate variances of different estimators, benchmarked by $\text{var}^{\text{rd}}(\hat{\tau}_{\text{unadj}})$, are displayed in Figure 1. In general, $\hat{\tau}_{\text{adj},2}$ and $\hat{\tau}_{\text{adj},2}^\dagger / \hat{\tau}_{\text{db}}$ have very similar relative efficiency; however, in the nonlinear outcome model setting, there are cases where $\hat{\tau}_{\text{adj},2}^\dagger$ is more efficient. As indicated Remark 10, $\hat{\tau}_{\text{adj},2}^\dagger$ should be more efficient when CoV^2 is small, which is indeed the case as shown in Figure 2.

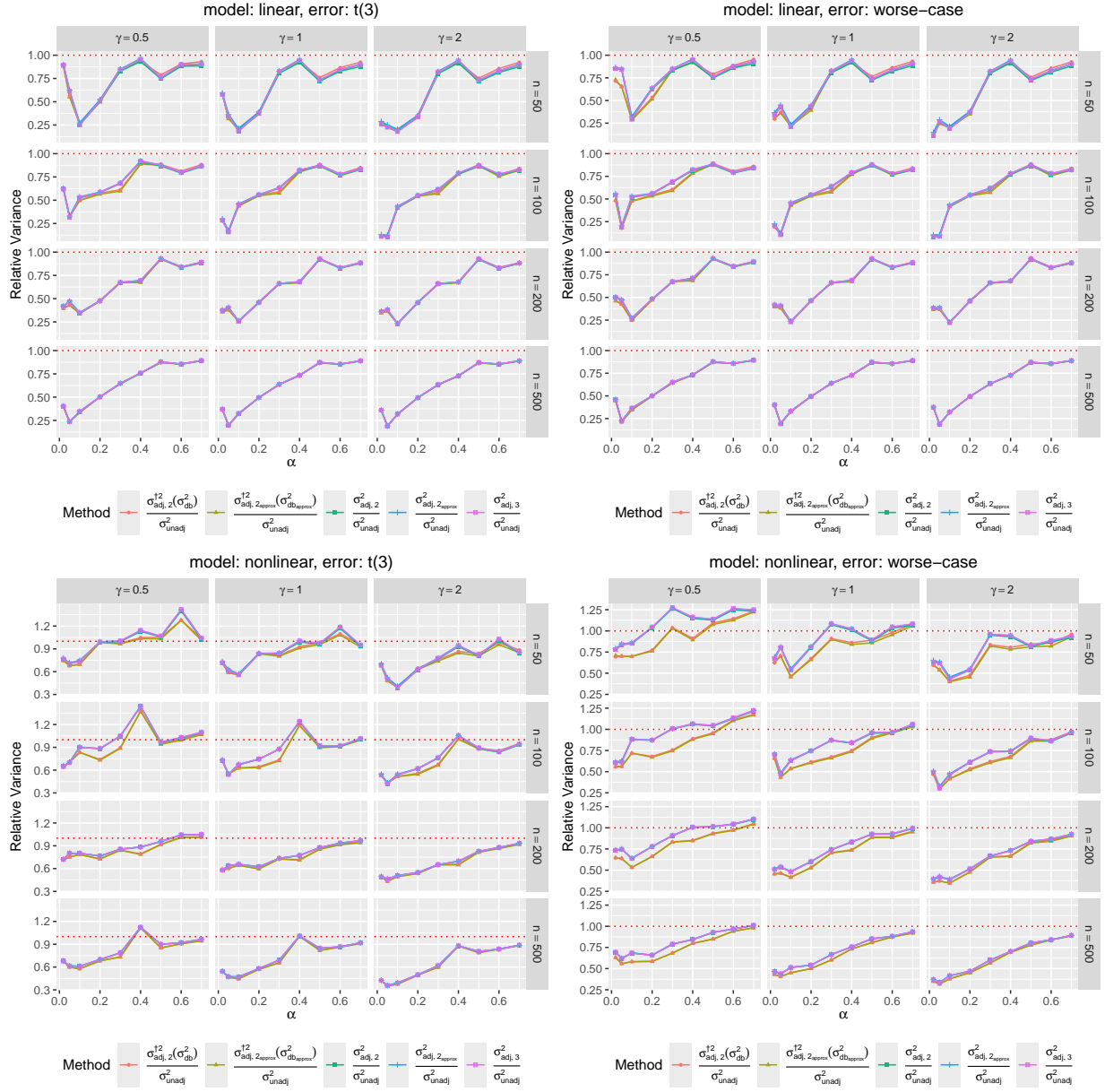


Figure 1: Relative efficiency of $\hat{\tau}_{adj,2}^\dagger$ (equivalently $\hat{\tau}_{db}$), $\hat{\tau}_{adj,2}$, $\hat{\tau}_{adj,3}$ based on exact and approximate formula.

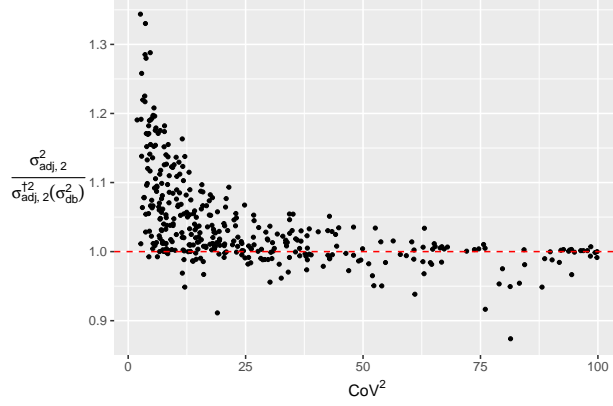


Figure 2: CoV^2 vs. $\text{var}^{\text{rd}}(\hat{\tau}_{\text{adj},2})/\text{var}^{\text{rd}}(\hat{\tau}_{\text{adj},2}^\dagger)$. Each point represents a particular simulation setting in Figure 1; only the settings with $\text{CoV}^2 \leq 100$ are shown here.

5.2 Realistic Simulations

In this section, parallel to the data generating process in Section 5, we conduct realistic simulations by actually drawing treatment assignments based on CRE with $\pi_1 = 0.45$. Once $\{\mathbf{x}_i, y_i(1)\}_{i=1}^n$ are generated, they are fixed and random treatment assignments are drawn repeatedly from CRE, with the Monte Carlo repetition size $K = 20000$. Figures 3 to 7 respectively report the empirical absolute bias, root mean squared error (RMSE), relative RMSE, coverage probabilities by the associated large-sample nominal 95% Wald confidence interval, and the average length of the confidence intervals. Overall, the main message is very similar to the oracle simulations, but the differences between $\hat{\tau}_{\text{adj},2}$ and $\hat{\tau}_{\text{adj},2}^\dagger$ in terms of the above evaluation metrics are not as pronounced as in the theoretical relative efficiency comparison shown in Figure 1.

The mentioned evaluation metrics are defined as follows.

- empirical absolute bias: $\frac{1}{K} \sum_{k=1}^K |\hat{\tau}_k - \tau|$.
- empirical root mean squared error (RMSE): $\sqrt{\frac{1}{K} \sum_{k=1}^K (\hat{\tau}_k - \tau)^2}$.
- relative RMSE: $\text{RMSE}/\text{var}(\hat{\tau}_{\text{unadj}})$.
- empirical coverage probabilities: $\frac{1}{K} \sum_{k=1}^K \mathbb{I}\left(\hat{\tau}_k - 1.96\sqrt{\widehat{\text{var}}(\hat{\tau})} \leq \tau \leq \hat{\tau}_k + 1.96\sqrt{\widehat{\text{var}}(\hat{\tau})}\right)$, where variance is calculated from Monte Carlo: $\widehat{\text{var}}(\hat{\tau}) = \frac{1}{K-1} \sum_{k=1}^K (\hat{\tau}_k - \bar{\hat{\tau}})^2$.
- empirical averages of relative confidence interval length: $1.96\sqrt{\widehat{\text{var}}(\hat{\tau})}$, where $\widehat{\text{var}}(\hat{\tau})$ is the Monte Carlo variances.

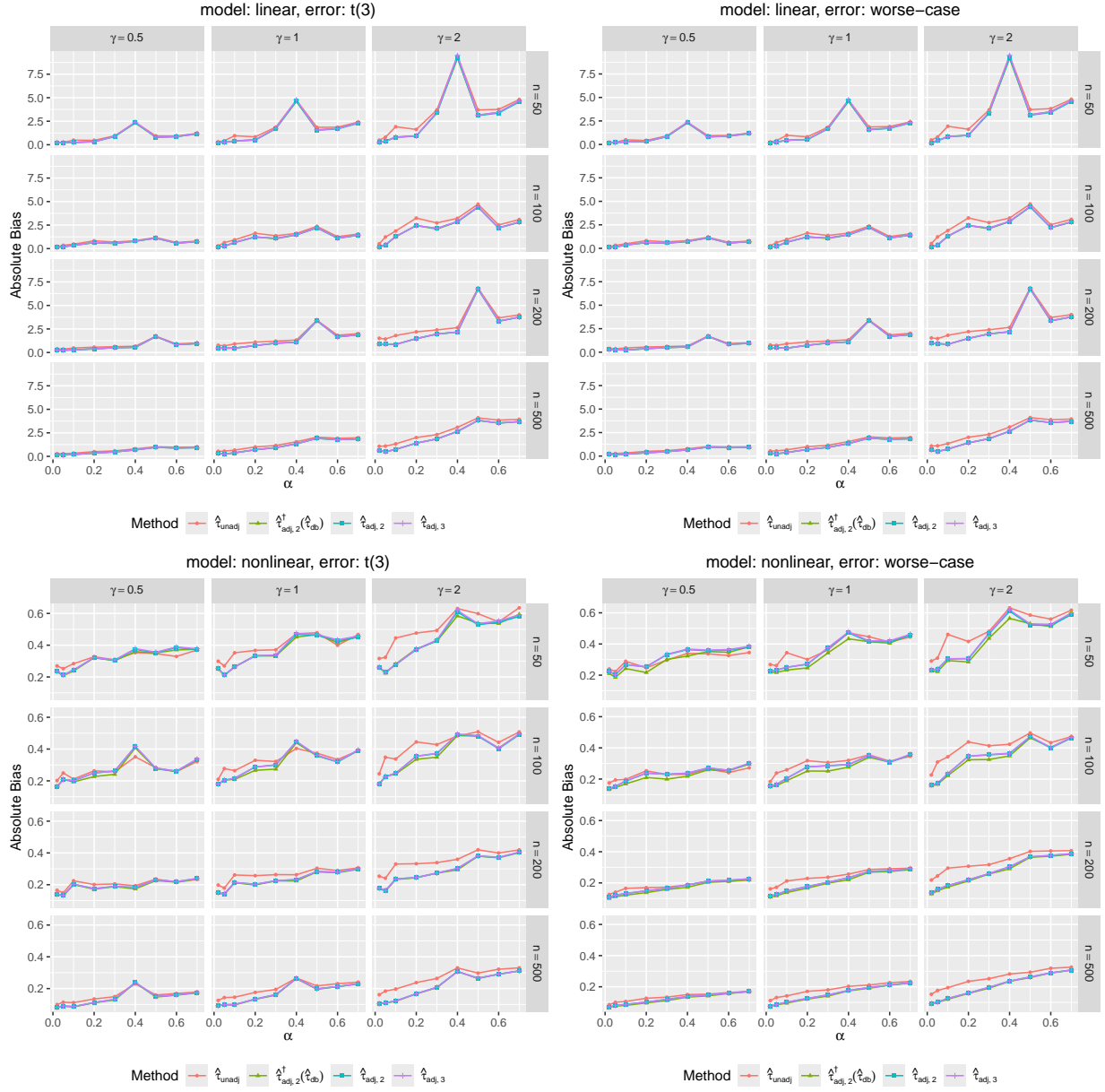


Figure 3: Empirical absolute bias for different γ , α and n under the independent t error and the worst-case error.

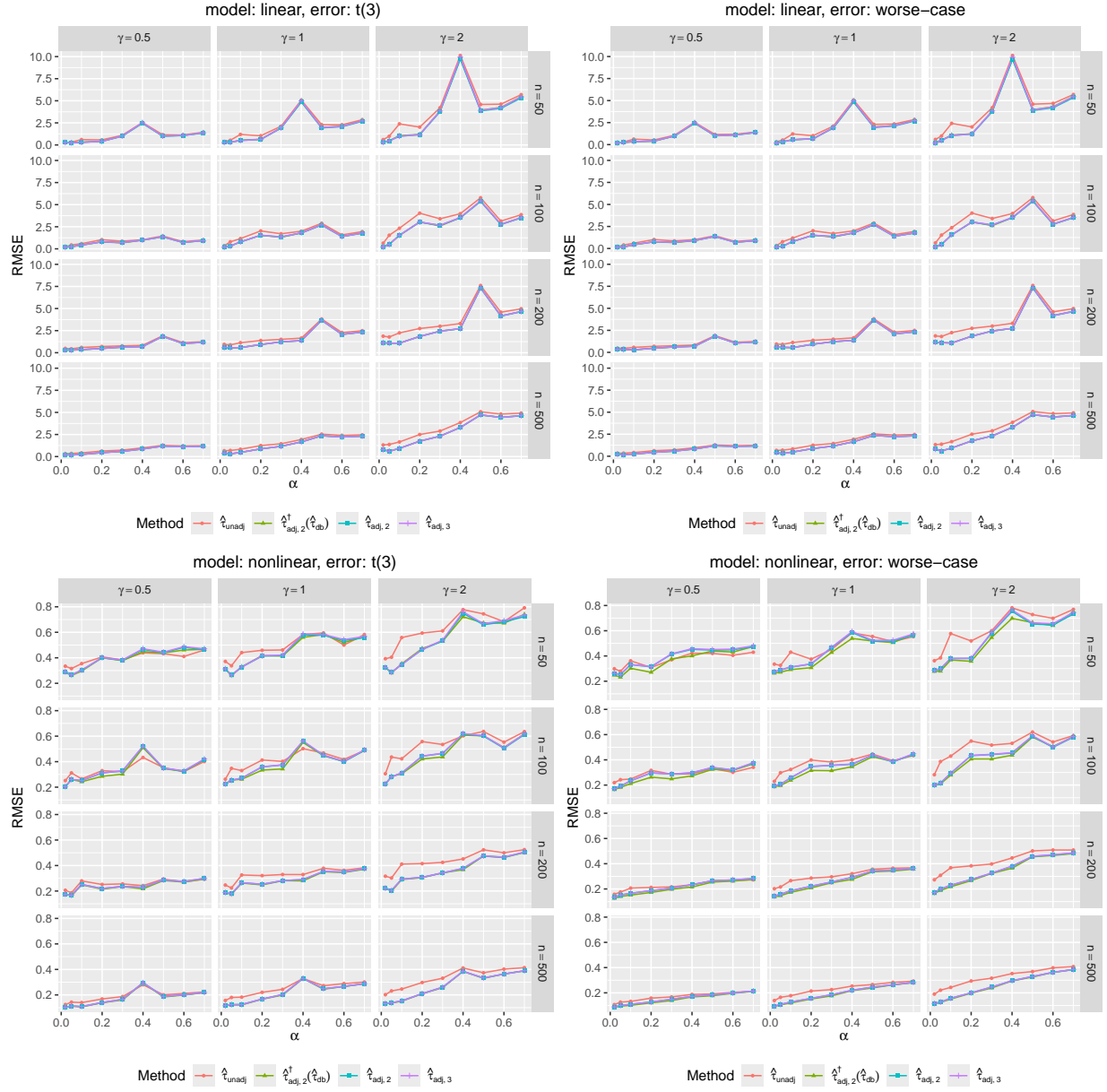


Figure 4: RMSE for different γ , α and n under the independent t error and the worst-case error.

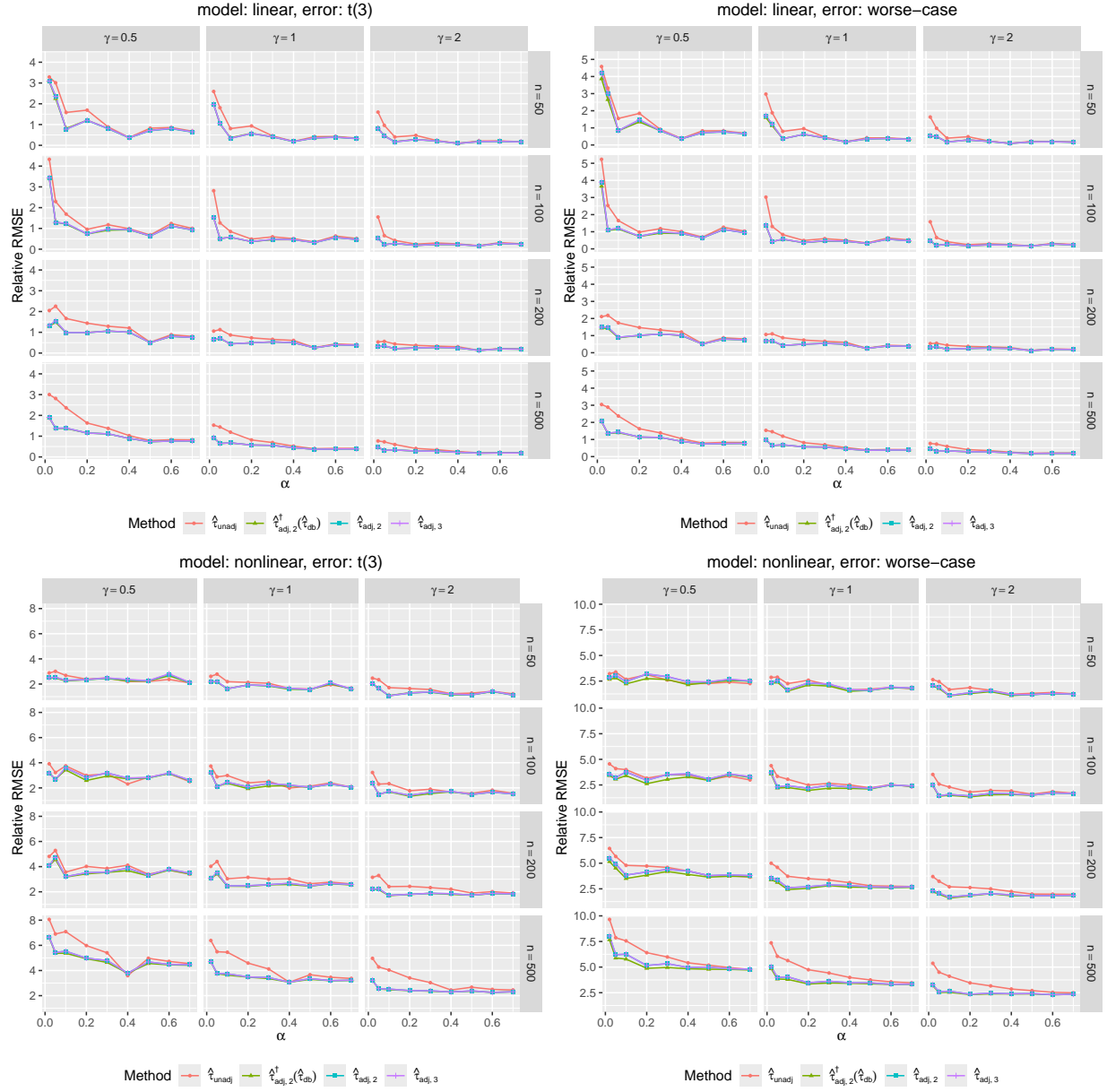


Figure 5: Relative RMSE for different γ , α and n under the independent t error and the worst-case error.

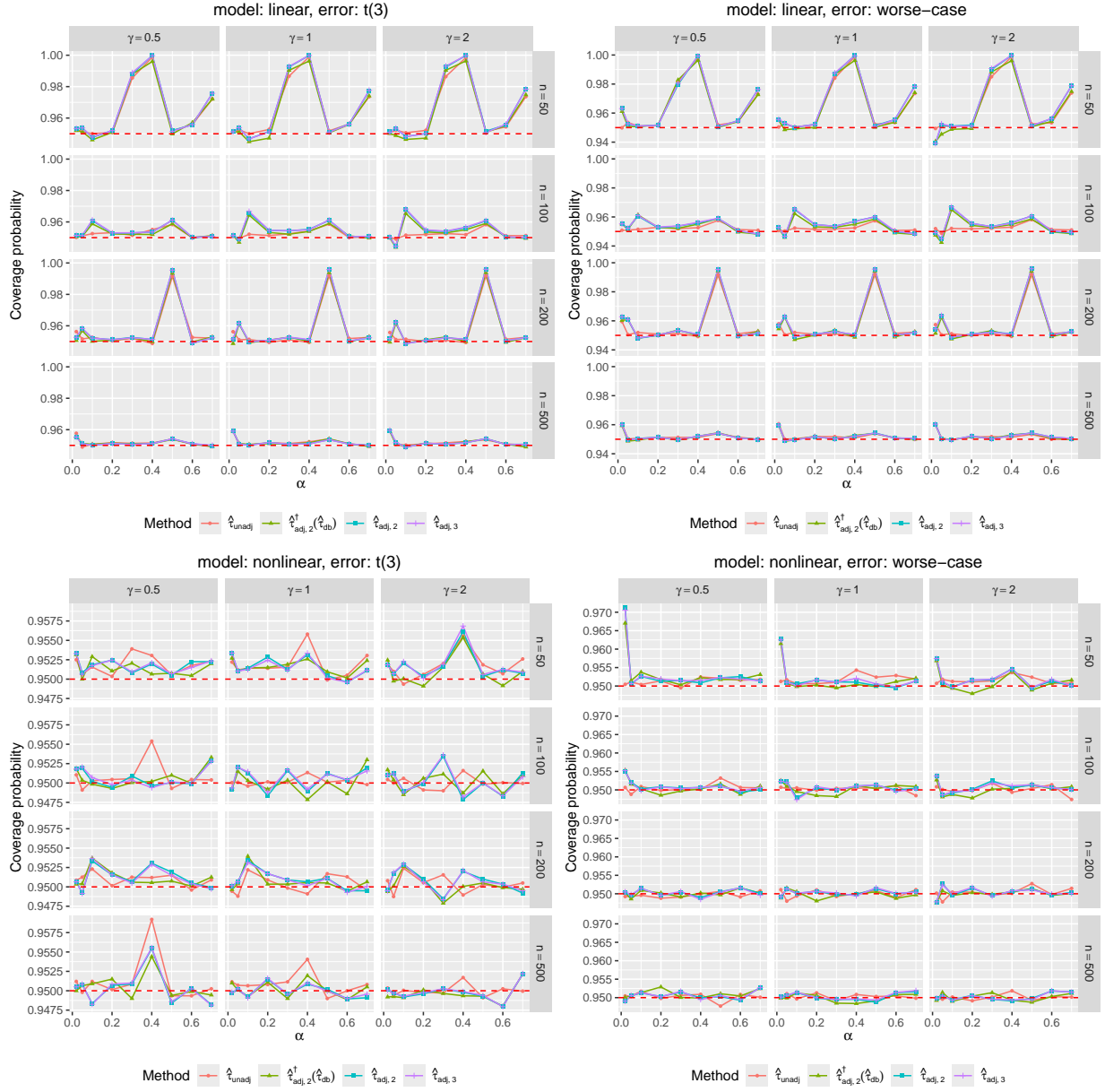


Figure 6: Empirical coverage probability for different γ , α and n under the independent t error and the worst-case error.

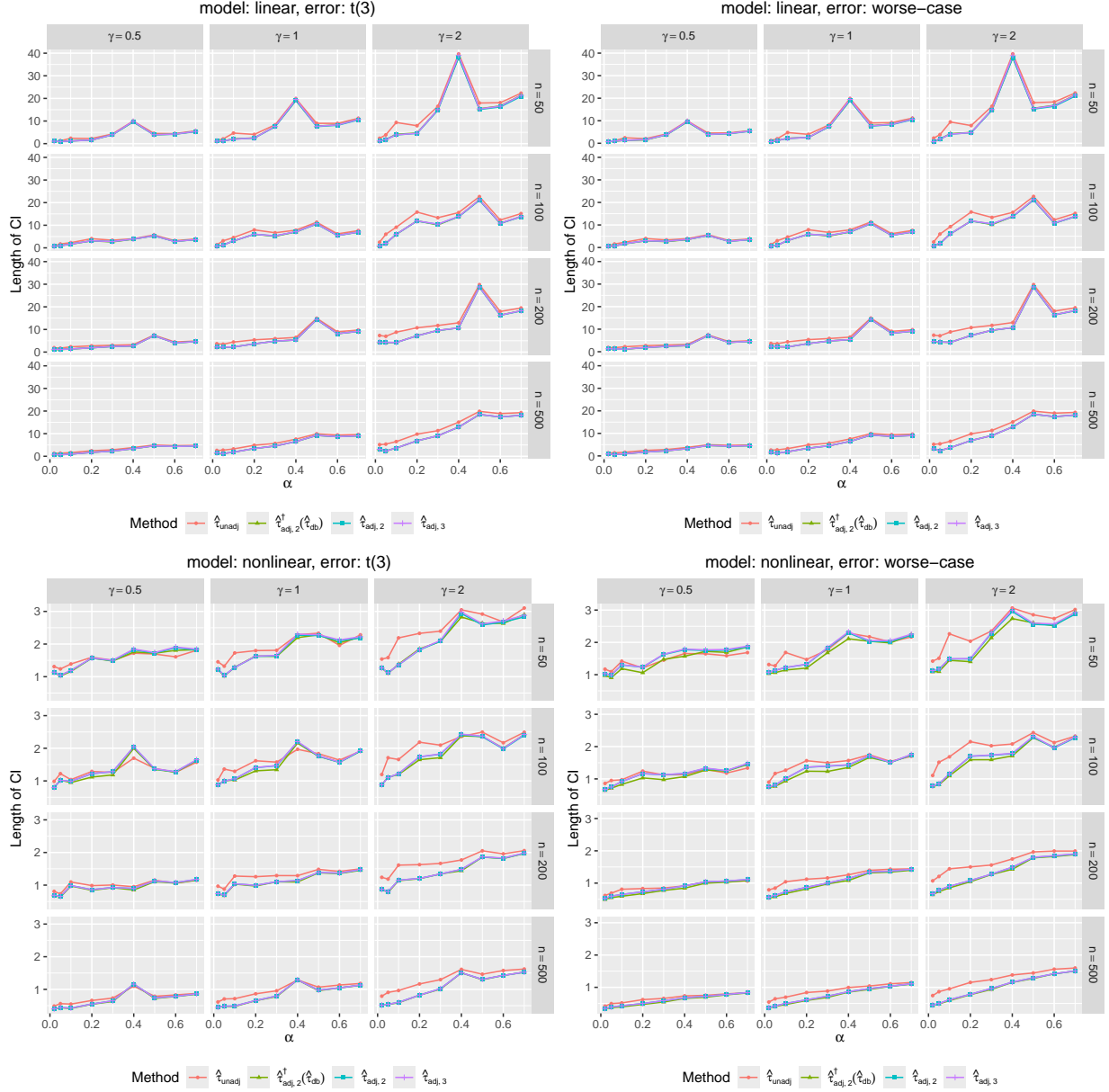


Figure 7: Empirical averages of relative confidence interval length for different γ , α and n under the independent t error and the worst-case error.

6 Concluding Remarks

In this article, we have demonstrated that HOIF-motivated estimators are natural candidate for estimating treatment effects adjusting for baseline covariates in RCT. We have analyzed the statistical properties of the HOIF-motivated estimator under CRE and the randomization-based framework, which, to the best of our knowledge, is new in the literature on HOIF [24, 29, 39, 58]. We have also shown that the HOIF-motivated estimator, with the outcome centered by its treatment-specific

sample mean, coincides with a recent novel debiased covariate adjusted average treatment effect estimator that, unlike the ordinary adjusted estimator, also works under the proportional high-dimensional setting. This interesting algebraic coincidence further consolidates the utility of HOIF, as an almost universal template/scheme for practitioners to construct “good” estimators, without resorting to clever tricks. Simulation studies are conducted to corroborate our theoretical findings. We have also made the R code for computing estimators such as $\hat{\tau}_{\text{adj},2}$ and their associated variance estimators accessible from [the accompanied GitHub link](#). In the main text, we do not consider how to estimate the variance of the HOIF-motivated estimator. In Appendix B, we briefly discuss this issue.

We close our article with a few directions worth pursuing in future work:

- Here we only consider the connection between covariate adjustment in RCT with linear working models and the HOIF machinery. When the response y lies in a constrained subset of \mathbb{R} , say $\{0, 1\}$, linear working models generally fail to ensure the treatment effect estimator to be in the same domain as the true treatment effect, a highly undesirable feature in practice. Therefore, a natural next step is to develop such a connection for GLMs or even general nonlinear models [12, 46, 59, 60]. More research needs to be done along this direction before using the HOIF machinery to understand covariate adjustment with nonlinear working models.
- We expect that the HOIF estimators proposed for CRE can be extended to other experimental designs, such as those covered in Ye et al. [16], based on the theoretical evidence in the unconfounded observational studies [26]. Another important direction to investigate is if HOIF can be combined with the quasi-sample splitting method of Su et al. [56]. Their approach can be viewed as a “decoupling” of U -statistics [61], designed specifically for the randomization-based framework. With such a decoupling, complex outcome regression can be fitted by regularized or even black-box machine learning models [62, 63], hoping to get the asymptotic variance even smaller than linear adjustment.
- Finally, it will be interesting to justify the HOIF-motivated estimators here as estimators which are actually based on the Higher-Order Influence Functions, extending the randomization-based Riesz representation theory of Harshaw et al. [64].

Acknowledgments

LL is also affiliated with the Shanghai Artificial Intelligence Laboratory. This research was supported by NSFC Grant No.12471274 (SZ, XW, and LL) and 12090024 (LL) and Shanghai Science and Technology Commission Grant No.21JC1402900 (LL) and 2021SHZDZX0102 (LL). Section 3 of this article is partly motivated by a conversation with Oliver Dukes, who kindly suggested to LL that a somewhat pedagogical/elementary review of HOIF could be useful to practitioners.

References

- [1] Ronald A Fisher. *The Design of Experiments*. Edinburgh, London: Oliver and Boyd, 1935.
- [2] Abhijit V Banerjee, Sylvain Chassang, Sergio Montero, and Erik Snowberg. A theory of experimenters: Robustness, randomization, and balance. *American Economic Review*, 110(4): 1206–1230, 2020.

- [3] Stuart J Pocock and Richard Simon. Sequential treatment assignment with balancing for prognostic factors in the controlled clinical trial. *Biometrics*, 31(1):103–115, 1975.
- [4] Marvin Zelen. The randomization and stratification of patients to clinical trials. *Journal of Chronic Diseases*, 27(7-8):365–375, 1974.
- [5] Kari Lock Morgan and Donald B Rubin. Rerandomization to improve covariate balance in experiments. *The Annals of Statistics*, 40(2):1263–1282, 2012.
- [6] Bradley Efron. Forcing a sequential experiment to be balanced. *Biometrika*, 58(3):403–417, 1971.
- [7] Paul R Rosenbaum. *Design of observational studies*, volume 10. Springer, 2010.
- [8] James M Robins and Ya’acov Ritov. Toward a curse of dimensionality appropriate (CODA) asymptotic theory for semi-parametric models. *Statistics in Medicine*, 16(3):285–319, 1997.
- [9] Peter M Aronow, James M Robins, Theo Saareinen, Fredrik Sävje, and Jasjeet Sekhon. Non-parametric identification is not enough, but randomized controlled trials are. In *ICML 2021 Workshop on The Neglected Assumptions In Causal Inference*, 2021.
- [10] Li Yang and Anastasios A Tsiatis. Efficiency study of estimators for a treatment effect in a pretest–posttest trial. *The American Statistician*, 55(4):314–321, 2001.
- [11] Min Zhang, Anastasios A Tsiatis, and Marie Davidian. Improving efficiency of inferences in randomized clinical trials using auxiliary covariates. *Biometrics*, 64(3):707–715, 2008.
- [12] Andrea Rotnitzky, Quanhong Lei, Mariela Sued, and James M Robins. Improved double-robust estimation in missing data and causal inference models. *Biometrika*, 99(2):439–456, 2012.
- [13] Winston Lin. Agnostic notes on regression adjustments to experimental data: Reexamining Freedman’s critique. *The Annals of Statistics*, 7(1):295–318, 2013.
- [14] Lihua Lei and Peng Ding. Regression adjustment in completely randomized experiments with a diverging number of covariates. *Biometrika*, 108(4):815–828, 2021.
- [15] Anqi Zhao and Peng Ding. Covariate-adjusted fisher randomization tests for the average treatment effect. *Journal of Econometrics*, 225(2):278–294, 2021.
- [16] Ting Ye, Jun Shao, Yanyao Yi, and Qingyuan Zhao. Toward better practice of covariate adjustment in analyzing randomized clinical trials. *Journal of the American Statistical Association*, 118(544):2370–2382, 2023.
- [17] David A Freedman. On regression adjustments in experiments with several treatments. *The Annals of Applied Statistics*, 2(1):176–196, 2008.
- [18] David A Freedman. On regression adjustments to experimental data. *Advances in Applied Mathematics*, 40(2):180–193, 2008.
- [19] US Food and Drug Administration. Adjusting for covariates in randomized clinical trials for drugs and biological products, 2023.

- [20] European Medicines Agency. Guidelines on adjustment for baseline covariates in clinical trials, 2015.
- [21] Daniel G Horvitz and Donovan J Thompson. A generalization of sampling without replacement from a finite universe. *Journal of the American Statistical Association*, 47(260):663–685, 1952.
- [22] James Robins. A new approach to causal inference in mortality studies with a sustained exposure period—application to control of the healthy worker survivor effect. *Mathematical modelling*, 7(9-12):1393–1512, 1986.
- [23] Aaron Fisher and Edward H Kennedy. Visually communicating and teaching intuition for influence functions. *The American Statistician*, 75(2):162–172, 2021.
- [24] James Robins, Lingling Li, Eric Tchetgen Tchetgen, and Aad van der Vaart. Higher order influence functions and minimax estimation of nonlinear functionals. In *Probability and Statistics: Essays in Honor of David A. Freedman*, pages 335–421. Institute of Mathematical Statistics, 2008.
- [25] Aad van der Vaart. Higher order tangent spaces and influence functions. *Statistical Science*, 29(4):679–686, 2014.
- [26] Lin Liu, Rajarshi Mukherjee, Whitney K Newey, and James M Robins. Semiparametric efficient empirical higher order influence function estimators. *arXiv preprint arXiv:1705.07577*, 2017.
- [27] Marco Carone, Iván Díaz, and Mark J van der Laan. Higher-order targeted loss-based estimation. In *Targeted learning in data science: Causal inference for complex longitudinal studies*, pages 483–510. Springer, 2018.
- [28] Lin Liu, Rajarshi Mukherjee, and James M Robins. Rejoinder: On nearly assumption-free tests of nominal confidence interval coverage for causal parameters estimated by machine learning. *Statistical Science*, 35(3):545–554, 2020.
- [29] Mark van der Laan, Zeyi Wang, and Lars van der Laan. Higher order targeted maximum likelihood estimation. *arXiv preprint arXiv:2101.06290*, 2021.
- [30] Lin Liu and Chang Li. New \sqrt{n} -consistent, numerically stable empirical higher-order influence function estimators. *arXiv preprint arXiv:2302.08097*, 2023.
- [31] Lin Liu, Rajarshi Mukherjee, and James M Robins. Assumption-lean falsification tests of rate double-robustness of double-machine-learning estimators. *Journal of Econometrics*, 240(2): 105500, 2024.
- [32] Isaiah Andrews and Jesse M Shapiro. A model of scientific communication. *Econometrica*, 89(5):2117–2142, 2021.
- [33] James M Robins. Confidence intervals for causal parameters. *Statistics in Medicine*, 7(7): 773–785, 1988.
- [34] Peter M Aronow, Donald P Green, and Donald KK Lee. Sharp bounds on the variance in randomized experiments. *The Annals of Statistics*, 42(3):850–871, 2014.

- [35] Lin Liu, Rajarshi Mukherjee, and James M Robins. On nearly assumption-free tests of nominal confidence interval coverage for causal parameters estimated by machine learning. *Statistical Science*, 35(3):518–539, 2020.
- [36] Edward H Kennedy, Sivaraman Balakrishnan, and Larry Wasserman. Discussion of “On nearly assumption-free tests of nominal confidence interval coverage for causal parameters estimated by machine learning”. *Statistical Science*, 35(3):540–544, 2020.
- [37] Xin Lu, Fan Yang, and Yuhao Wang. Debiased regression adjustment in completely randomized experiments with moderately high-dimensional covariates. *arXiv preprint arXiv:2309.02073*, 2023.
- [38] Thomas S Richardson and Andrea Rotnitzky. Causal etiology of the research of James M. Robins. *Statistical Science*, 29(4):459–484, 2014.
- [39] Edward H Kennedy, Sivaraman Balakrishnan, James M Robins, and Larry Wasserman. Minimax rates for heterogeneous causal effect estimation. *The Annals of Statistics*, 52(2):793–816, 2024.
- [40] Rabi N Bhattacharya and Jayanta K Ghosh. A class of U -statistics and asymptotic normality of the number of k -clusters. *Journal of Multivariate Analysis*, 43(2):300–330, 1992.
- [41] Selene Leon, Anastasios A Tsiatis, and Marie Davidian. Semiparametric estimation of treatment effect in a pretest-posttest study. *Biometrics*, 59(4):1046–1055, 2003.
- [42] Kelly L Moore and Mark J van der Laan. Covariate adjustment in randomized trials with binary outcomes: Targeted maximum likelihood estimation. *Statistics in Medicine*, 28(1):39–64, 2009.
- [43] Adam Bloniarz, Hanzhong Liu, Cun-Hui Zhang, Jasjeet S Sekhon, and Bin Yu. Lasso adjustments of treatment effect estimates in randomized experiments. *Proceedings of the National Academy of Sciences*, 113(27):7383–7390, 2016.
- [44] Ting Ye, Yanyao Yi, and Jun Shao. Inference on the average treatment effect under minimization and other covariate-adaptive randomization methods. *Biometrika*, 109(1):33–47, 2022.
- [45] Ting Ye, Marlena Bannick, Yanyao Yi, and Jun Shao. Robust variance estimation for covariate-adjusted unconditional treatment effect in randomized clinical trials with binary outcomes. *Statistical Theory and Related Fields*, 7(2):159–163, 2023.
- [46] Marlena S Bannick, Jun Shao, Jingyi Liu, Yu Du, Yanyao Yi, and Ting Ye. A general form of covariate adjustment in randomized clinical trials. *arXiv preprint arXiv:2306.10213*, 2023.
- [47] Kelly Van Lancker, Frank Bretz, and Oliver Dukes. Covariate adjustment in randomized controlled trials: General concepts and practical considerations. *Clinical Trials*, 21(4):399–411, 2024.
- [48] Bingkai Wang, Ryoko Susukida, Ramin Mojtabai, Masoumeh Amin-Esmaeili, and Michael Rosenblum. Model-robust inference for clinical trials that improve precision by stratified randomization and covariate adjustment. *Journal of the American Statistical Association*, 118(542):1152–1163, 2023.

- [49] Bingkai Wang and Fan Li. Asymptotic inference with flexible covariate adjustment under rerandomization and stratified rerandomization. *arXiv preprint arXiv:2406.02834*, 2024.
- [50] Anqi Zhao, Peng Ding, and Fan Li. Covariate adjustment in randomized experiments with missing outcomes and covariates. *Biometrika*, page asae017, 2024.
- [51] Max Cytrynbaum. Covariate adjustment in stratified experiments. *arXiv preprint arXiv:2302.03687*, 2023.
- [52] Romain Couillet and Zhenyu Liao. *Random Matrix Methods for Machine Learning*. Cambridge University Press, 2022.
- [53] Kelly Van Lancker, Iván Díaz, and Stijn Vansteelandt. Automated, efficient and model-free inference for randomized clinical trials via data-driven covariate adjustment. *arXiv preprint arXiv:2404.11150*, 2024.
- [54] James M Robins, Andrea Rotnitzky, and Lue Ping Zhao. Estimation of regression coefficients when some regressors are not always observed. *Journal of the American Statistical Association*, 89(427):846–866, 1994.
- [55] Whitney K Newey and James M Robins. Cross-fitting and fast remainder rates for semiparametric estimation. *arXiv preprint arXiv:1801.09138*, 2018.
- [56] Fangzhou Su, Wenlong Mou, Peng Ding, and Martin J Wainwright. A decorrelation method for general regression adjustment in randomized experiments. *arXiv preprint arXiv:2311.10076*, 2023.
- [57] Yuta Koike. High-dimensional central limit theorems for homogeneous sums. *Journal of Theoretical Probability*, 36(1):1–45, 2023.
- [58] James M Robins, Lingling Li, Lin Liu, Rajarshi Mukherjee, Eric Tchetgen Tchetgen, and Aad van der Vaart. Minimax estimation of a functional on a structured high-dimensional model (Corrected version). *arXiv preprint arXiv:1512.02174*, 2023.
- [59] Kevin Guo and Guillaume Basse. The generalized Oaxaca-Blinder estimator. *Journal of the American Statistical Association*, 118(541):524–536, 2023.
- [60] Peter L Cohen and Colin B Fogarty. No-harm calibration for generalized Oaxaca-Blinder estimators. *Biometrika*, 111(1):331–338, 2024.
- [61] Victor H de la Peña and Evarist Giné. *Decoupling: from dependence to independence*. Springer Science & Business Media, 2012.
- [62] Siqi Xu, Lin Liu, and Zhonghua Liu. DeepMed: Semiparametric causal mediation analysis with debiased deep learning. In *Proceedings of the 36th International Conference on Neural Information Processing Systems*, pages 28238–28251, 2022.
- [63] Xiaohong Chen, Ying Liu, Shujie Ma, and Zheng Zhang. Causal inference of general treatment effects using neural networks with a diverging number of confounders. *Journal of Econometrics*, 238(1):105555, 2024.

- [64] Christopher Harshaw, Yitan Wang, and Fredrik Savje. A design-based Riesz representation framework for randomized experiments. In *NeurIPS 2022 Workshop on Causality for Real-world Impact*, 2022.
- [65] Jaroslav Hájek. Limiting distributions in simple random sampling from a finite population. *A Magyar Tudományos Akadémia Matematikai Kutató Intézetének közleményei*, 5(3):361–374, 1960.
- [66] Paul R Rosenbaum. Covariance adjustment in randomized experiments and observational studies. *Statistical Science*, 17(3):286–327, 2002.
- [67] James M Robins. Covariance adjustment in randomized experiments and observational studies: Comment. *Statistical Science*, 17(3):286–327, 2002.
- [68] Steven G Johnson. The NLOpt nonlinear-optimization package, 2007.
- [69] Susan Athey, Guido W Imbens, Jonas Metzger, and Evan Munro. Using Wasserstein generative adversarial networks for the design of Monte Carlo simulations. *Journal of Econometrics*, 2024.

A Proofs of Theorems in Section 4

In the derivation below, we also frequently use the following notation: $\widehat{\Sigma}_y := \mathbf{X}_c^\top (\mathbf{y}(1) \circ \mathbf{X}_c)$, where \circ denotes the Hadamard product.

A.1 Proofs of Theorems in Section 4.1

We first prove Theorem 1.

Proof of Theorem 1. We first characterize the bias of $\widehat{\tau}_{\text{adj},2}$ in the randomization-based framework. It is trivial to see that $\widehat{\tau}_{\text{unadj}}$ is unbiased so we only need to compute the expectation of $\widehat{\mathbb{I}\mathbb{F}}_{\text{unadj},2,2}$ using Lemma 7:

$$\begin{aligned} \mathbb{E}^{\text{rd}}(\widehat{\mathbb{I}\mathbb{F}}_{\text{unadj},2,2}) &= \frac{1}{n} \sum_{1 \leq i \neq j \leq n} \frac{\mathbb{E}(t_i t_j)}{\pi_1^2} H_{i,j} y_j(1) - \frac{1}{n} \sum_{1 \leq i \neq j \leq n} \frac{\mathbb{E}(t_j)}{\pi_1} H_{i,j} y_j(1) \\ &= -\frac{1}{n} \sum_{1 \leq i \neq j \leq n} H_{i,j} y_j(1) \left\{ 1 - \frac{1}{\pi_1} \frac{n\pi_1 - 1}{n - 1} \right\} \\ &= \frac{\pi_0}{\pi_1} \frac{1}{n(n-1)} \sum_{1 \leq i \neq j \leq n} H_{i,j} y_j(1). \end{aligned}$$

Next, we compute the variance of $\widehat{\tau}_{\text{adj},2}$ by using the results from Lemma 3 below.

$$\begin{aligned} &\text{var}^{\text{rd}}(\widehat{\tau}_{\text{adj},2}) \\ &= \text{var}^{\text{rd}}(\widehat{\tau}_{\text{unadj}}) + \text{var}^{\text{rd}}(\widehat{\mathbb{I}\mathbb{F}}_{\text{unadj},2,2}) - 2\text{cov}^{\text{rd}}(\widehat{\tau}_{\text{unadj}}, \widehat{\mathbb{I}\mathbb{F}}_{\text{unadj},2,2}) \\ &= \frac{\pi_0}{\pi_1} \frac{1}{n} V_n(y(1)) - \frac{\pi_0}{\pi_1} \frac{1}{n^2} \sum_{1 \leq i \neq j \leq n} H_{i,j} (1 + 2H_{j,j}) y_i(1) y_j(1) + \frac{\pi_0}{\pi_1} \frac{1}{n^2} \sum_{i=1}^n H_{i,i} \left(\frac{1}{\pi_1} - \frac{\pi_0 + 1}{\pi_1} H_{i,i} \right) y_i(1)^2 \\ &\quad + \left(\frac{\pi_0}{\pi_1} \right)^2 \frac{1}{n^2} \text{tr} \left(\left(\widehat{\Sigma}_y \widehat{\Sigma}^- \right)^2 \right) - \frac{\pi_0}{\pi_1} \frac{1}{n^3} \text{tr}^2 \left(\widehat{\Sigma}_y \widehat{\Sigma}^- \right) - 2\bar{\tau} \cdot \frac{\pi_0}{\pi_1} \frac{1}{n^2} \text{tr} \left(\widehat{\Sigma}_y \widehat{\Sigma}^- \right) + \text{Rem}, \end{aligned}$$

where $\text{Rem} = \text{Rem}_1 - 2\text{Rem}_2$. The exact forms of Rem_1 and Rem_2 can be deduced from the proof of Lemma 3 and both are of order $o(1/n)$ under Assumption 3. As in the main text, denoting the dominating term by ν^{rd} , this term can be further simplified as follows:

$$\begin{aligned} \nu^{\text{rd}} &:= \frac{\pi_0}{\pi_1} \frac{1}{n} V_n(y(1)) - \frac{\pi_0}{\pi_1} \frac{1}{n^2} \sum_{1 \leq i \neq j \leq n} H_{i,j} (1 + 2H_{j,j}) y_i(1) y_j(1) \\ &\quad + \frac{\pi_0}{\pi_1} \frac{1}{n^2} \sum_{i=1}^n H_{i,i} \left(\frac{1}{\pi_1} - \frac{\pi_0 + 1}{\pi_1} H_{i,i} \right) y_i(1)^2 + \left(\frac{\pi_0}{\pi_1} \right)^2 \frac{1}{n^2} \sum_{i=1}^n \sum_{j=1}^n y_i(1) H_{i,j}^2 y_j(1) \\ &\quad - \frac{\pi_0}{\pi_1} \frac{1}{n} \left(\frac{1}{n} \sum_{i=1}^n H_{i,i} y_i(1) \right)^2 - 2 \frac{\pi_0}{\pi_1} \frac{1}{n} \bar{\tau} \cdot \left(\frac{1}{n} \sum_{i=1}^n H_{i,i} y_i(1) \right) \\ &= \left(\frac{\pi_0}{\pi_1} \right) \frac{1}{n} \left\{ \frac{1}{n} \sum_{i=1}^n y_i(1)^2 - \frac{1}{n} \sum_{1 \leq i \neq j \leq n} y_i(1) H_{i,j} (1 + H_{i,i} + H_{j,j}) y_j(1) \right\} \\ &\quad + \left(\frac{\pi_0}{\pi_1} \right) \left\{ 1 + \left(\frac{\pi_0}{\pi_1} \right) \right\} \frac{1}{n^2} \sum_{i=1}^n H_{i,i} (1 - H_{i,i}) y_i(1)^2 - \frac{\pi_0}{\pi_1} \frac{1}{n} \left(\frac{1}{n} \sum_{i=1}^n (1 + H_{i,i}) y_i(1) \right)^2 \end{aligned}$$

$$\begin{aligned}
& + \left(\frac{\pi_0}{\pi_1} \right)^2 \frac{1}{n^2} \left\{ \sum_{i=1}^n \sum_{j=1}^n H_{i,j}^2 y_i(1) y_j(1) - \sum_{i=1}^n H_{i,i}^2 y_i(1)^2 \right\} \\
& = \left(\frac{\pi_0}{\pi_1} \right) \frac{1}{n} \left\{ \frac{1}{n} \sum_{i=1}^n \{ (1 + H_{i,i}) y_i(1) \}^2 - \left(\frac{1}{n} \sum_{i=1}^n (1 + H_{i,i}) y_i(1) \right)^2 \right\} \\
& + \left(\frac{\pi_0}{\pi_1} \right) \frac{1}{n} \left\{ \frac{1}{n} \sum_{i=1}^n (-H_{i,i} - 2H_{i,i}^2) y_i(1)^2 - \frac{1}{n} \sum_{1 \leq i \neq j \leq n} y_i(1) H_{i,j} (1 + H_{i,i} + H_{j,j}) y_j(1) \right\} \\
& + \left(\frac{\pi_0}{\pi_1} \right)^2 \frac{1}{n^2} \left\{ \sum_{i=1}^n \sum_{j=1}^n H_{i,j}^2 y_i(1) y_j(1) + \sum_{i=1}^n H_{i,i} (1 - 2H_{i,i}) y_i(1)^2 \right\} \\
& = \left(\frac{\pi_0}{\pi_1} \right) \frac{1}{n} \left\{ \frac{1}{n} \sum_{i=1}^n \{ (1 + H_{i,i}) y_i(1) \}^2 - \left(\frac{1}{n} \sum_{i=1}^n (1 + H_{i,i}) y_i(1) \right)^2 \right\} \\
& + \left(\frac{\pi_0}{\pi_1} \right) \frac{1}{n} \left\{ -\frac{1}{n} \sum_{i=1}^n \sum_{j=1}^n y_i(1) H_{i,j} (1 + H_{i,i} + H_{j,j}) y_j(1) \right\} \\
& + \left(\frac{\pi_0}{\pi_1} \right)^2 \frac{1}{n^2} \left\{ \sum_{i=1}^n \sum_{j=1}^n H_{i,j}^2 y_i(1) y_j(1) + \sum_{i=1}^n H_{i,i} (1 - 2H_{i,i}) y_i(1)^2 \right\} \\
& = \left(\frac{\pi_0}{\pi_1} \right) \frac{1}{n} \left\{ \frac{1}{n} \sum_{i=1}^n \{ (1 + H_{i,i}) y_i(1) \}^2 - \left(\frac{1}{n} \sum_{i=1}^n (1 + H_{i,i}) y_i(1) \right)^2 \right\} \\
& - \left(\frac{\pi_0}{\pi_1} \right) \frac{1}{n} \left\{ \frac{1}{n} \sum_{i=1}^n \sum_{j=1}^n y_i(1) H_{i,j} (1 + H_{i,i} + H_{j,j}) y_j(1) \right\} \\
& + \left(\frac{\pi_0}{\pi_1} \right)^2 \frac{1}{n} \left\{ \frac{1}{n} \sum_{1 \leq i \neq j \leq n} H_{i,j}^2 y_i(1) y_j(1) + \frac{1}{n} \sum_{i=1}^n H_{i,i} (1 - H_{i,i}) y_i(1)^2 \right\} \\
& = \left(\frac{\pi_0}{\pi_1} \right) \frac{1}{n} \frac{1}{n} \sum_{i=1}^n \left\{ (1 + H_{i,i}) y_i(1) - \sum_{j=1}^n H_{i,j} y_j(1) - \left(\frac{1}{n} \sum_{l=1}^n (1 + H_{l,l}) y_l(1) \right) \right\}^2 \\
& + \left(\frac{\pi_0}{\pi_1} \right)^2 \frac{1}{n} \left\{ \frac{1}{n} \sum_{1 \leq i \neq j \leq n} H_{i,j}^2 y_i(1) y_j(1) + \frac{1}{n} \sum_{i=1}^n H_{i,i} (1 - H_{i,i}) y_i(1)^2 \right\} \\
& = \left(\frac{\pi_0}{\pi_1} \right) \frac{1}{n} V_n \left[y_i(1) - \sum_{j \neq i} H_{j,i} y_j(1) \right] \\
& + \left(\frac{\pi_0}{\pi_1} \right)^2 \frac{1}{n} \left\{ \frac{1}{n} \sum_{1 \leq i \neq j \leq n} H_{i,j}^2 y_i(1) y_j(1) + \frac{1}{n} \sum_{i=1}^n H_{i,i} (1 - H_{i,i}) y_i(1)^2 \right\}.
\end{aligned}$$

□

Lemma 3. *The following holds under Assumptions 1 and 2:*

$$\begin{aligned}
\text{var}^{\text{rd}}(\widehat{\tau}_{\text{unadj}}) &= \frac{\pi_0}{\pi_1} \frac{1}{n} V_n(y(1)), \\
\text{var}^{\text{rd}}(\widehat{\mathbb{F}}_{\text{unadj},2,2}) &= \frac{\pi_0}{\pi_1} \frac{1}{n^2} \sum_{i=1}^n H_{i,i} \left(\frac{1}{\pi_1} - \frac{\pi_0 + 1}{\pi_1} H_{i,i} \right) y_i(1)^2 \\
&\quad + \left(\frac{\pi_0}{\pi_1} \right)^2 \frac{1}{n^2} \text{tr} \left(\left(\widehat{\Sigma}_y \widehat{\Sigma}^- \right)^2 \right) - \frac{\pi_0}{\pi_1} \frac{1}{n^3} \text{tr}^2 \left(\widehat{\Sigma}_y \widehat{\Sigma}^- \right) \\
&\quad + \frac{\pi_0}{\pi_1} \frac{1}{n^2} \sum_{1 \leq i \neq j \leq n} H_{i,j} (1 - 2H_{j,j}) y_i(1) y_j(1) + \text{Rem}_1, \\
\text{cov}^{\text{rd}}(\widehat{\tau}_{\text{unadj}}, \widehat{\mathbb{F}}_{\text{unadj},2,2}) &= \bar{\tau} \cdot \frac{\pi_0}{\pi_1} \frac{1}{n^2} \sum_{i=1}^n H_{i,i} y_i(1) + \frac{\pi_0}{\pi_1} \frac{1}{n^2} \sum_{1 \leq i \neq j \leq n} H_{i,j} y_i(1) y_j(1) + \text{Rem}_2.
\end{aligned} \tag{24}$$

Additionally, under Assumption 3, $\text{Rem}_1, \text{Rem}_2 = o(1/n)$.

Proof. The following derivation follows immediately from Lemma 7.

$$\begin{aligned}
\text{var}^{\text{rd}}(\widehat{\tau}_{\text{unadj}}) &= \text{var}^{\text{rd}} \left(\frac{1}{n} \sum_{i=1}^n \frac{t_i}{\pi_1} y_i(1) \right) \\
&= \frac{1}{n^2} \sum_{i=1}^n \frac{y_i(1)^2}{\pi_1^2} \text{var}(t_i) + \frac{1}{n^2} \sum_{1 \leq i \neq j \leq n} \frac{y_i(1) y_j(1)}{\pi_1^2} \text{cov}(t_i, t_j) \\
&= \frac{1 - \pi_1}{\pi_1} \frac{1}{n^2} \sum_{i=1}^n y_i(1)^2 - \frac{1 - \pi_1}{\pi_1} \frac{1}{n^2(n-1)} \sum_{1 \leq i \neq j \leq n} y_i(1) y_j(1) \\
&= \frac{\pi_0}{\pi_1} \frac{1}{n} \left\{ \frac{1}{n} \sum_{i=1}^n y_i(1)^2 - \frac{1}{n(n-1)} \sum_{1 \leq i \neq j \leq n} y_i(1) y_j(1) \right\} \\
&= \frac{\pi_0}{\pi_1} \frac{1}{n} V_n(y(1)).
\end{aligned}$$

Next,

$$\begin{aligned}
\text{var}^{\text{rd}}(\widehat{\mathbb{F}}_{\text{unadj},2,2}) &\equiv \text{var}^{\text{rd}} \left(\frac{1}{n} \sum_{1 \leq i \neq j \leq n} \left(\frac{t_i}{\pi_1} - 1 \right) H_{i,j} \frac{t_j y_j(1)}{\pi_1} \right) \\
&= \frac{1}{n^2} \sum_{1 \leq i \neq j \leq n} \sum_{1 \leq k \neq l \leq n} \text{cov}^{\text{rd}} \left\{ \left(\frac{t_i}{\pi_1} - 1 \right) H_{i,j} \frac{t_j y_j(1)}{\pi_1}, \left(\frac{t_k}{\pi_1} - 1 \right) H_{k,l} \frac{t_l y_l(1)}{\pi_1} \right\} \\
&= \frac{1}{n^2} \sum_{1 \leq i \neq j \leq n} \text{cov}^{\text{rd}} \left\{ \left(\frac{t_i}{\pi_1} - 1 \right) H_{i,j} \frac{t_j y_j(1)}{\pi_1}, \left(\frac{t_i}{\pi_1} - 1 \right) H_{i,j} \frac{t_j y_j(1)}{\pi_1} \right\} \\
&\quad + \frac{1}{n^2} \sum_{1 \leq i \neq j \leq n} \text{cov}^{\text{rd}} \left\{ \left(\frac{t_i}{\pi_1} - 1 \right) H_{i,j} \frac{t_j y_j(1)}{\pi_1}, \frac{t_i y_i(1)}{\pi_1} H_{i,j} \left(\frac{t_j}{\pi_1} - 1 \right) \right\} \\
&\quad + \frac{1}{n^2} \sum_{1 \leq i \neq j \neq k \leq n} \text{cov}^{\text{rd}} \left\{ \left(\frac{t_i}{\pi_1} - 1 \right) H_{i,j} \frac{t_j y_j(1)}{\pi_1}, \left(\frac{t_i}{\pi_1} - 1 \right) H_{i,k} \frac{t_k y_k(1)}{\pi_1} + \left(\frac{t_j}{\pi_1} - 1 \right) H_{j,k} \frac{t_k y_k(1)}{\pi_1} \right\}
\end{aligned}$$

$$\begin{aligned}
& + \frac{1}{n^2} \sum_{1 \leq i \neq j \neq k \leq n} \text{cov}^{\text{rd}} \left\{ \left(\frac{t_i}{\pi_1} - 1 \right) H_{i,j} \frac{t_j y_j(1)}{\pi_1}, \frac{t_i y_i(1)}{\pi_1} H_{i,k} \left(\frac{t_k}{\pi_1} - 1 \right) + \frac{t_j y_j(1)}{\pi_1} H_{j,k} \left(\frac{t_k}{\pi_1} - 1 \right) \right\} \\
& + \frac{1}{n^2} \sum_{1 \leq i \neq j \neq k \neq l \leq n} \text{cov}^{\text{rd}} \left\{ \left(\frac{t_i}{\pi_1} - 1 \right) H_{i,j} \frac{t_j y_j(1)}{\pi_1}, \left(\frac{t_k}{\pi_1} - 1 \right) H_{k,l} \frac{t_l y_l(1)}{\pi_1} \right\} \\
& = \frac{1}{\pi_1^2} \frac{1}{n^2} \sum_{1 \leq i \neq j \leq n} H_{i,j}^2 \left\{ y_j(1)^2 \text{var} \left(\left(\frac{t_i}{\pi_1} - 1 \right) t_j \right) + y_i(1) y_j(1) \text{cov} \left(\left(\frac{t_i}{\pi_1} - 1 \right) t_j, t_i \left(\frac{t_j}{\pi_1} - 1 \right) \right) \right\} \\
& + \frac{1}{\pi_1^2} \frac{1}{n^2} \sum_{1 \leq i \neq j \neq k \leq n} H_{i,j} H_{i,k} \left\{ y_j(1) y_k(1) \text{cov} \left(\left(\frac{t_i}{\pi_1} - 1 \right) t_j, \left(\frac{t_i}{\pi_1} - 1 \right) t_k \right) \right\} \\
& + \frac{1}{\pi_1^2} \frac{1}{n^2} \sum_{1 \leq i \neq j \neq k \leq n} H_{i,j} H_{j,k} \left\{ y_j(1) y_k(1) \text{cov} \left(\left(\frac{t_i}{\pi_1} - 1 \right) t_j, \left(\frac{t_j}{\pi_1} - 1 \right) t_k \right) \right\} \\
& + \frac{1}{\pi_1^2} \frac{1}{n^2} \sum_{1 \leq i \neq j \neq k \leq n} H_{i,j} H_{i,k} \left\{ y_i(1) y_j(1) \text{cov} \left(\left(\frac{t_i}{\pi_1} - 1 \right) t_j, t_i \left(\frac{t_k}{\pi_1} - 1 \right) \right) \right\} \\
& + \frac{1}{\pi_1^2} \frac{1}{n^2} \sum_{1 \leq i \neq j \neq k \leq n} H_{i,j} H_{j,k} \left\{ y_j(1)^2 \text{cov} \left(\left(\frac{t_i}{\pi_1} - 1 \right) t_j, t_j \left(\frac{t_k}{\pi_1} - 1 \right) \right) \right\} \\
& + \frac{1}{\pi_1^2} \frac{1}{n^2} \sum_{1 \leq i \neq j \neq k \neq l \leq n} H_{i,j} H_{k,l} y_j(1) y_l(1) \text{cov} \left(\left(\frac{t_i}{\pi_1} - 1 \right) t_j, \left(\frac{t_k}{\pi_1} - 1 \right) t_l \right) \\
& =: V_1 \text{var} \left(\left(\frac{t_1}{\pi_1} - 1 \right) t_2 \right) + V_2 \text{cov} \left(\left(\frac{t_1}{\pi_1} - 1 \right) t_2, \left(\frac{t_2}{\pi_1} - 1 \right) t_1 \right) + V_3 \text{cov} \left(\left(\frac{t_1}{\pi_1} - 1 \right) t_2, \left(\frac{t_1}{\pi_1} - 1 \right) t_3 \right) \\
& + V_4 \text{cov} \left(\left(\frac{t_1}{\pi_1} - 1 \right) t_2, \left(\frac{t_2}{\pi_1} - 1 \right) t_3 \right) + V_5 \text{cov} \left(\left(\frac{t_1}{\pi_1} - 1 \right) t_2, \left(\frac{t_3}{\pi_1} - 1 \right) t_1 \right) \\
& + V_6 \text{cov} \left(\left(\frac{t_1}{\pi_1} - 1 \right) t_2, \left(\frac{t_3}{\pi_1} - 1 \right) t_2 \right) + V_7 \text{cov} \left(\left(\frac{t_1}{\pi_1} - 1 \right) t_2, \left(\frac{t_3}{\pi_1} - 1 \right) t_4 \right).
\end{aligned}$$

We next simplify $V_1 - V_7$ step by step.

$$\begin{aligned}
V_1 & = \frac{1}{\pi_1^2} \frac{1}{n^2} \sum_{i=1}^n \sum_{j=1}^n H_{j,i} H_{i,j} y_j(1)^2 - \frac{1}{\pi_1^2} \frac{1}{n^2} \sum_{i=1}^n H_{i,i}^2 y_i(1)^2 \\
& = \frac{1}{\pi_1^2} \frac{1}{n^2} \sum_{j=1}^n H_{j,j} y_j(1)^2 - \frac{1}{\pi_1^2} \frac{1}{n^2} \sum_{i=1}^n H_{i,i}^2 y_i(1)^2 \\
& = \frac{1}{\pi_1^2} \frac{1}{n^2} \sum_{i=1}^n H_{i,i} (1 - H_{i,i}) y_i(1)^2.
\end{aligned}$$

Let $\hat{\Sigma}_y := \sum_{i=1}^n (\mathbf{x}_i - \bar{\mathbf{x}})(\mathbf{x}_i - \bar{\mathbf{x}})^\top y_i(1)$ and $\hat{\Sigma} := \sum_{i=1}^n (\mathbf{x}_i - \bar{\mathbf{x}})(\mathbf{x}_i - \bar{\mathbf{x}})^\top$. Then

$$\begin{aligned}
V_2 & = \frac{1}{\pi_1^2} \frac{1}{n} \sum_{i=1}^n y_i(1) (\mathbf{x}_i - \bar{\mathbf{x}})^\top \hat{\Sigma}^- \left\{ \begin{aligned} & \frac{1}{n} \sum_{j=1}^n (\mathbf{x}_j - \bar{\mathbf{x}})(\mathbf{x}_j - \bar{\mathbf{x}})^\top y_j(1) \\ & - \frac{1}{n} (\mathbf{x}_i - \bar{\mathbf{x}})(\mathbf{x}_i - \bar{\mathbf{x}})^\top y_i(1) \end{aligned} \right\} \hat{\Sigma}^- (\mathbf{x}_i - \bar{\mathbf{x}}) \\
& = \frac{1}{\pi_1^2} \frac{1}{n^2} \text{tr} \left(\hat{\Sigma}_y \hat{\Sigma}^- \hat{\Sigma}_y \hat{\Sigma}^- \right) - \frac{1}{\pi_1^2} \frac{1}{n^2} \sum_{i=1}^n H_{i,i}^2 y_i(1)^2.
\end{aligned}$$

$$\begin{aligned}
V_3 &= \frac{1}{\pi_1^2} \frac{1}{n^2} \sum_{1 \leq i \neq j \neq k \leq n} H_{i,j} H_{i,k} y_j(1) y_k(1) \\
&= \frac{1}{\pi_1^2} \frac{1}{n^2} \sum_{1 \leq j \neq k \leq n} y_j(1) \left\{ \sum_{i=1}^n H_{j,i} H_{i,k} - H_{j,j} H_{j,k} - H_{j,k} H_{k,k} \right\} y_k(1) \\
&= \frac{1}{\pi_1^2} \frac{1}{n^2} \sum_{1 \leq i \neq j \leq n} H_{i,j} y_i(1) y_j(1) - \frac{1}{\pi_1^2} \frac{1}{n^2} \sum_{1 \leq i \neq j \leq n} H_{i,i} H_{i,j} y_i(1) y_j(1) - \frac{1}{\pi_1^2} \frac{1}{n^2} \sum_{1 \leq i \neq j \leq n} H_{i,j} H_{j,j} y_i(1) y_j(1) \\
&= \frac{1}{\pi_1^2} \frac{1}{n^2} \sum_{1 \leq i \neq j \leq n} H_{i,j} y_i(1) y_j(1) - \frac{1}{\pi_1^2} \frac{2}{n^2} \sum_{1 \leq i \neq j \leq n} H_{i,j} H_{j,j} y_i(1) y_j(1) \\
&= \frac{1}{\pi_1^2} \frac{1}{n^2} \sum_{1 \leq i \neq j \leq n} H_{i,j} (1 - 2H_{j,j}) y_i(1) y_j(1).
\end{aligned}$$

$$\begin{aligned}
V_4 &= \frac{1}{\pi_1^2} \frac{1}{n^2} \sum_{1 \leq i \neq j \neq k \leq n} H_{i,j} H_{j,k} y_j(1) y_k(1) \\
&= \frac{1}{\pi_1^2} \frac{1}{n^2} \sum_{1 \leq j \neq k \leq n} \sum_{i \neq \{j,k\}} H_{i,j} H_{j,k} y_j(1) y_k(1) \\
&= \frac{1}{\pi_1^2} \frac{1}{n^2} \sum_{1 \leq j \neq k \leq n} \left(\sum_{i=1}^n H_{i,j} H_{j,k} - H_{j,j} H_{j,k} - H_{j,k}^2 \right) y_j(1) y_k(1) \\
&= -\frac{1}{\pi_1^2} \frac{1}{n^2} \sum_{1 \leq j \neq k \leq n} \left(H_{j,j} H_{j,k} + H_{j,k}^2 \right) y_j(1) y_k(1) \\
&= -\frac{1}{\pi_1^2} \frac{1}{n^2} \sum_{1 \leq i \neq j \leq n} H_{i,i} H_{i,j} y_i(1) y_j(1) - \frac{1}{\pi_1^2} \frac{1}{n^2} \sum_{i=1}^n \sum_{j=1}^n y_i(1) H_{i,j} y_j(1) H_{j,i} + \frac{1}{\pi_1^2} \frac{1}{n^2} \sum_{i=1}^n y_i(1)^2 H_{i,i}^2 \\
&= -\frac{1}{\pi_1^2} \frac{1}{n^2} \sum_{1 \leq i \neq j \leq n} H_{i,i} H_{i,j} y_i(1) y_j(1) - \frac{1}{\pi_1^2} \frac{1}{n^2} \sum_{i=1}^n \sum_{j=1}^n H_{i,j}^2 y_i(1) y_j(1) + \frac{1}{\pi_1^2} \frac{1}{n^2} \sum_{i=1}^n y_i(1)^2 H_{i,i}^2 \\
&= -\frac{1}{\pi_1^2} \frac{1}{n^2} \sum_{1 \leq i \neq j \leq n} H_{i,i} H_{i,j} y_i(1) y_j(1) - \frac{1}{\pi_1^2} \frac{1}{n^2} \text{tr} \left(\hat{\Sigma}_y \hat{\Sigma}^- \hat{\Sigma}_y \hat{\Sigma}^- \right) + \frac{1}{\pi_1^2} \frac{1}{n^2} \sum_{i=1}^n y_i(1)^2 H_{i,i}^2.
\end{aligned}$$

By symmetry, $V_5 \equiv V_4$, so

$$\begin{aligned}
V_5 &= \frac{1}{\pi_1^2} \frac{1}{n^2} \sum_{1 \leq i \neq j \neq k \leq n} H_{i,j} H_{i,k} y_i(1) y_j(1) \\
&= -\frac{1}{\pi_1^2} \frac{1}{n^2} \sum_{1 \leq i \neq j \leq n} H_{i,i} H_{i,j} y_i(1) y_j(1) - \frac{1}{\pi_1^2} \frac{1}{n^2} \text{tr} \left(\hat{\Sigma}_y \hat{\Sigma}^- \hat{\Sigma}_y \hat{\Sigma}^- \right) + \frac{1}{\pi_1^2} \frac{1}{n^2} \sum_{i=1}^n y_i(1)^2 H_{i,i}^2.
\end{aligned}$$

$$\begin{aligned}
V_6 &= \frac{1}{\pi_1^2} \frac{1}{n^2} \sum_{1 \leq i \neq j \neq k \leq n} H_{i,j} H_{j,k} y_j(1)^2 = \frac{1}{\pi_1^2} \frac{1}{n^2} \sum_{1 \leq i \neq j \neq k \leq n} H_{i,j} H_{k,i} y_i(1)^2 \\
&= \frac{1}{\pi_1^2} \frac{1}{n^2} \sum_{i=1}^n y_i(1)^2 \sum_{j \neq k \neq i} H_{i,j} H_{k,i}
\end{aligned}$$

$$\begin{aligned}
&= \frac{1}{\pi_1^2} \frac{1}{n^2} \sum_{i=1}^n y_i(1)^2 \left(\sum_{1 \leq j \neq k \leq n} H_{i,j} H_{k,i} - 2 \sum_{k \neq i} H_{i,i} H_{k,i} \right) \\
&= \frac{1}{\pi_1^2} \frac{1}{n^2} \sum_{i=1}^n y_i(1)^2 \left(\sum_{j=1}^n \sum_{k=1}^n H_{i,j} H_{k,i} - \sum_{j=1}^n H_{i,j}^2 - 2 \sum_{k=1}^n H_{i,i} H_{k,i} + 2 H_{i,i}^2 \right) \\
&= \frac{1}{\pi_1^2} \frac{1}{n^2} \sum_{i=1}^n y_i(1)^2 \left(2 H_{i,i}^2 - \sum_{j=1}^n H_{i,j}^2 \right) \\
&= \frac{1}{\pi_1^2} \frac{1}{n^2} \sum_{i=1}^n y_i(1)^2 (2 H_{i,i}^2 - H_{i,i}) \\
&= \frac{1}{\pi_1^2} \frac{1}{n^2} \sum_{i=1}^n H_{i,i} (2 H_{i,i} - 1) y_i(1)^2.
\end{aligned}$$

$$\begin{aligned}
V_7 &= \frac{1}{\pi_1^2} \frac{1}{n^2} \sum_{1 \leq i \neq j \neq k \neq l \leq n} H_{i,j} H_{k,l} y_i(1) y_l(1) \\
&= \frac{1}{\pi_1^2} \frac{1}{n^2} \sum_{1 \leq i \neq l \leq n} y_i(1) y_l(1) \sum_{j \neq k \neq \{i,l\}} H_{i,j} H_{k,l} \\
&= \frac{1}{\pi_1^2} \frac{1}{n^2} \sum_{1 \leq i \neq l \leq n} y_i(1) y_l(1) \left(\sum_{1 \leq j \neq k \leq n} H_{i,j} H_{k,l} - \sum_{k \notin \{i,l\}} H_{i,i} H_{k,l} - \sum_{k \notin \{i,l\}} H_{i,k} H_{l,l} \right. \\
&\quad \left. - \sum_{k \notin \{i,l\}} H_{i,k} H_{i,l} - \sum_{k \notin \{i,l\}} H_{i,l} H_{k,l} - H_{i,i} H_{l,l} - H_{i,l}^2 \right) \\
&= -\frac{1}{\pi_1^2} \frac{1}{n^2} \sum_{1 \leq i \neq j \leq n} y_i(1) y_j(1) (H_{i,i} H_{j,j} + H_{i,j}^2) \\
&\quad - \frac{1}{\pi_1^2} \frac{1}{n^2} \sum_{1 \leq i \neq j \leq n} y_i(1) y_j(1) \left(H_{i,i} \sum_{k=1}^n H_{k,j} - H_{i,i} H_{i,j} - H_{i,i} H_{j,j} \right) \\
&\quad - \frac{1}{\pi_1^2} \frac{1}{n^2} \sum_{1 \leq i \neq j \leq n} y_i(1) y_j(1) \left(\sum_{k=1}^n H_{i,k} H_{j,j} - H_{i,i} H_{j,j} - H_{i,j} H_{j,j} \right) \\
&\quad - \frac{1}{\pi_1^2} \frac{1}{n^2} \sum_{1 \leq i \neq j \leq n} y_i(1) y_j(1) \left(\sum_{k=1}^n H_{i,k} H_{i,j} - H_{i,i} H_{i,j} - H_{i,j} H_{i,j} \right) \\
&\quad - \frac{1}{\pi_1^2} \frac{1}{n^2} \sum_{1 \leq i \neq j \leq n} y_i(1) y_j(1) \left(\sum_{k=1}^n H_{i,j} H_{k,j} - H_{i,j} H_{i,j} - H_{i,j} H_{j,j} \right) \\
&\quad + \frac{1}{\pi_1^2} \frac{1}{n^2} \sum_{1 \leq i \neq j \leq n} y_i(1) y_j(1) \left\{ \sum_{k=1}^n H_{i,k} \sum_{l=1}^n H_{l,j} - \sum_{k=1}^n H_{i,k} H_{k,j} \right\} \\
&= -\frac{1}{\pi_1^2} \frac{1}{n^2} \sum_{1 \leq i \neq j \leq n} y_i(1) y_j(1) \left(H_{i,i} H_{j,j} + H_{i,j}^2 - H_{i,i} H_{i,j} - H_{i,i} H_{j,j} - H_{i,i} H_{j,j} - H_{i,j} H_{j,j} \right. \\
&\quad \left. - H_{i,i} H_{i,j} - H_{i,j} H_{i,j} - H_{i,j}^2 - H_{i,j}^2 + H_{i,j} \right) \\
&= \frac{1}{\pi_1^2} \frac{1}{n^2} \sum_{1 \leq i \neq j \leq n} y_i(1) y_j(1) (4 H_{i,i} H_{i,j} + H_{i,i} H_{j,j} + H_{i,j}^2 - H_{i,j})
\end{aligned}$$

$$\begin{aligned}
&= \frac{1}{\pi_1^2} \frac{1}{n^2} \sum_{1 \leq i \neq j \leq n} y_i(1) y_j(1) H_{i,j} (4H_{i,i} - 1) + \frac{1}{\pi_1^2} \frac{1}{n^2} \sum_{i=1}^n y_i(1) H_{i,i} \sum_{j=1}^n y_j(1) H_{j,j} \\
&\quad - \frac{1}{\pi_1^2} \frac{1}{n^2} \sum_{i=1}^n y_i(1)^2 H_{i,i}^2 + \frac{1}{\pi_1^2} \frac{1}{n^2} \sum_{i=1}^n \sum_{j=1}^n y_i(1) y_j(1) H_{i,j}^2 - \frac{1}{\pi_1^2} \frac{1}{n^2} \sum_{i=1}^n y_i(1)^2 H_{i,i}^2 \\
&= \frac{1}{\pi_1^2} \frac{1}{n^2} \sum_{1 \leq i \neq j \leq n} y_i(1) y_j(1) H_{i,j} (4H_{i,i} - 1) + \frac{1}{\pi_1^2} \frac{1}{n^2} \left\{ \text{tr}^2(\widehat{\Sigma}_y \widehat{\Sigma}^-) + \text{tr}(\widehat{\Sigma}_y \widehat{\Sigma}^- \widehat{\Sigma}_y \widehat{\Sigma}^-) \right\} \\
&\quad - \frac{2}{\pi_1^2} \frac{1}{n^2} \sum_{i=1}^n H_{i,i}^2 y_i(1)^2.
\end{aligned}$$

Combining $V_1 - V_7$, we have

$$\begin{aligned}
&\text{var}^{\text{rd}}(\widehat{\mathbb{IF}}_{\text{unadj},2,2}) \\
&= \frac{\pi_0}{\pi_1^2} \frac{1}{n^2} \sum_{i=1}^n H_{i,i} (1 - H_{i,i}) y_i(1)^2 \left\{ 1 + O\left(\frac{1}{n}\right) \right\} + \left(\frac{\pi_0}{\pi_1}\right)^2 \frac{1}{n^2} \text{tr}(\widehat{\Sigma}_y \widehat{\Sigma}^- \widehat{\Sigma}_y \widehat{\Sigma}^-) \left\{ 1 + O\left(\frac{1}{n}\right) \right\} \\
&\quad - \left(\frac{\pi_0}{\pi_1}\right)^2 \frac{1}{n^2} \sum_{i=1}^n H_{i,i}^2 y_i(1)^2 \left\{ 1 + O\left(\frac{1}{n}\right) \right\} + \frac{\pi_0}{\pi_1} \frac{1}{n^2} \sum_{1 \leq i \neq j \leq n} H_{i,j} (1 - 2H_{j,j}) y_i(1) y_j(1) \left\{ 1 + O\left(\frac{1}{n}\right) \right\} \\
&\quad + 4 \left(\frac{\pi_0}{\pi_1}\right)^2 \frac{1}{n^2(n-2)} \sum_{1 \leq i \neq j \leq n} H_{i,i} H_{i,j} y_i(1) y_j(1) \left\{ 1 + O\left(\frac{1}{n}\right) \right\} \\
&\quad + 4 \left(\frac{\pi_0}{\pi_1}\right)^2 \frac{1}{n^2(n-2)} \text{tr}(\widehat{\Sigma}_y \widehat{\Sigma}^- \widehat{\Sigma}_y \widehat{\Sigma}^-) \left\{ 1 + O\left(\frac{1}{n}\right) \right\} \\
&\quad - 4 \left(\frac{\pi_0}{\pi_1}\right)^2 \frac{1}{n^2(n-2)} \sum_{i=1}^n H_{i,i}^2 y_i(1)^2 \left\{ 1 + O\left(\frac{1}{n}\right) \right\} \\
&\quad - \frac{\pi_0}{\pi_1^2} \frac{1}{n(n-1)(n-2)} \sum_{i=1}^n H_{i,i} (2H_{i,i} - 1) y_i(1)^2 \left\{ 1 + O\left(\frac{1}{n}\right) \right\} \\
&\quad - \frac{\pi_0}{\pi_1} \frac{1}{n^2(n-2)} \sum_{1 \leq i \neq j \leq n} H_{i,j} (4H_{i,i} - 1) y_i(1) y_j(1) \left\{ 1 + O\left(\frac{1}{n}\right) \right\} \\
&\quad - \frac{\pi_0}{\pi_1} \frac{1}{n^2(n-2)} \left\{ \text{tr}^2(\widehat{\Sigma}_y \widehat{\Sigma}^-) + \text{tr}(\widehat{\Sigma}_y \widehat{\Sigma}^- \widehat{\Sigma}_y \widehat{\Sigma}^-) \right\} \left\{ 1 + O\left(\frac{1}{n}\right) \right\} \\
&\quad + 2 \frac{\pi_0}{\pi_1} \frac{1}{n^2(n-2)} \sum_{i=1}^n H_{i,i}^2 y_i(1)^2 \left\{ 1 + O\left(\frac{1}{n}\right) \right\} \\
&= \frac{\pi_0}{\pi_1} \frac{1}{n^2} \sum_{i=1}^n H_{i,i} \left(\frac{1}{\pi_1} - \frac{\pi_0 + 1}{\pi_1} H_{i,i} \right) y_i(1)^2 + \left(\frac{\pi_0}{\pi_1}\right)^2 \frac{1}{n^2} \text{tr}((\widehat{\Sigma}_y \widehat{\Sigma}^-)^2) - \frac{\pi_0}{\pi_1} \frac{1}{n^3} \text{tr}^2(\widehat{\Sigma}_y \widehat{\Sigma}^-) \\
&\quad + \frac{\pi_0}{\pi_1} \frac{1}{n^2} \sum_{1 \leq i \neq j \leq n} H_{i,j} (1 - 2H_{j,j}) y_i(1) y_j(1) + \text{Rem}_1,
\end{aligned}$$

where it is easy to see that $\text{Rem}_1 = o(1/n)$ under Assumption 3 as $n \rightarrow \infty$.

Once again by Lemma 4,

$$\text{cov}^{\text{rd}}(\widehat{\tau}_{\text{unadj}}, \widehat{\mathbb{IF}}_{\text{unadj},2,2}) \equiv \text{cov}^{\text{rd}}\left(\frac{1}{n} \sum_{k=1}^n \frac{t_k}{\pi_1} y_k(1), \frac{1}{n} \sum_{1 \leq i \neq j \leq n} \left(\frac{t_i}{\pi_1} - 1\right) H_{i,j} \frac{t_j y_j(1)}{\pi_1}\right)$$

$$\begin{aligned}
&= \frac{1}{\pi_1^2} \frac{1}{n^2} \sum_{1 \leq i \neq j \leq n} \sum_{k=1}^n \text{cov}^{\text{rd}} \left(\left(\frac{t_i}{\pi_1} - 1 \right) H_{i,j} t_j y_j(1), t_k y_k(1) \right) \\
&= \frac{1}{\pi_1^2} \frac{1}{n^2} \sum_{1 \leq i \neq j \neq k \leq n} H_{i,j} y_j(1) y_k(1) \text{cov} \left(\left(\frac{t_i}{\pi_1} - 1 \right) t_j, t_k \right) \\
&\quad + \frac{1}{\pi_1^2} \frac{1}{n^2} \sum_{1 \leq i \neq j \leq n} H_{i,j} y_i(1) y_j(1) \text{cov} \left(\left(\frac{t_i}{\pi_1} - 1 \right) t_j, t_i \right) \\
&\quad + \frac{1}{\pi_1^2} \frac{1}{n^2} \sum_{1 \leq i \neq j \leq n} H_{i,j} y_j(1)^2 \text{cov} \left(\left(\frac{t_i}{\pi_1} - 1 \right) t_j, t_j \right) \\
&=: U_1 \text{cov} \left(\left(\frac{t_1}{\pi_1} - 1 \right) t_2, t_3 \right) + U_2 \text{cov} \left(\left(\frac{t_1}{\pi_1} - 1 \right) t_2, t_1 \right) + U_3 \text{cov} \left(\left(\frac{t_1}{\pi_1} - 1 \right) t_2, t_2 \right) \\
&= \bar{\tau} \frac{\pi_0}{\pi_1} \frac{1}{n^2} \sum_{i=1}^n H_{i,i} y_i(1) \left\{ 1 + O\left(\frac{1}{n}\right) \right\} + \frac{\pi_0}{\pi_1} \frac{1}{n^2} \sum_{1 \leq i \neq j \leq n} H_{i,j} y_i(1) y_j(1) \left\{ 1 + O\left(\frac{1}{n}\right) \right\} \\
&\quad + \left(\frac{\pi_0}{\pi_1} \right) \left(\frac{\pi_0}{\pi_1} - 1 \right) \frac{1}{n^3} \sum_{i=1}^n H_{i,i} y_i(1)^2 \left\{ 1 + O\left(\frac{1}{n}\right) \right\} \\
&= \bar{\tau} \cdot \frac{\pi_0}{\pi_1} \frac{1}{n^2} \text{tr} \left(\hat{\Sigma}_y \hat{\Sigma}^- \right) + \frac{\pi_0}{\pi_1} \frac{1}{n^2} \sum_{1 \leq i \neq j \leq n} H_{i,j} y_i(1) y_j(1) + \text{Rem}_2,
\end{aligned}$$

where it is easy to see that $\text{Rem}_2 = o(1/n)$ under Assumption 3 as $n \rightarrow \infty$.

Here

$$U_1 = -\bar{\tau} \cdot \frac{1}{\pi_1^2} \frac{1}{n} \sum_{i=1}^n H_{i,i} y_i(1) + \frac{1}{\pi_1^2} \frac{1}{n^2} \sum_{i=1}^n H_{i,i} y_i(1)^2 - \frac{1}{\pi_1^2} \frac{1}{n^2} \sum_{1 \leq i \neq j \leq n} H_{i,j} y_i(1) y_j(1),$$

$$U_2 = \frac{1}{\pi_1^2} \frac{1}{n^2} \sum_{1 \leq i \neq j \leq n} H_{i,j} y_i(1) y_j(1),$$

and

$$U_3 = -\frac{1}{\pi_1^2} \frac{1}{n^2} \sum_{i=1}^n H_{i,i} y_i(1)^2.$$

□

Lemma 4. *Under CRE, the following assertions hold:*

$$\begin{aligned}
\text{var} \left(\left(\frac{t_i}{\pi_1} - 1 \right) t_j \right) &= \pi_1 + \left(\frac{1 - \pi_1}{\pi_1} - 1 \right) \frac{n\pi_1 - 1}{n - 1} - \frac{(1 - \pi_1)^2}{(n - 1)^2} \\
&= 1 - \pi_1 - \frac{(1 - \pi_1)(1 - 2\pi_1)}{\pi_1(n - 1)} - \frac{(1 - \pi_1)^2}{(n - 1)^2}, \\
\text{cov} \left(\left(\frac{t_i}{\pi_1} - 1 \right) t_j, t_k \right) &= \frac{(n\pi_1 - 1)(n\pi_1 - 2)}{(n - 1)(n - 2)} - 2\pi_1 \frac{n\pi_1 - 1}{n - 1} + \pi_1^2 \\
&= -\frac{n\pi_1(1 - \pi_1)}{(n - 1)(n - 2)} + \frac{2(1 - \pi_1)^2}{(n - 1)(n - 2)},
\end{aligned}$$

$$\begin{aligned}
\text{cov} \left(\left(\frac{t_i}{\pi_1} - 1 \right) t_j, t_i \right) &= (1 - 2\pi_1) \frac{n\pi_1 - 1}{n - 1} + \pi_1^2 = \pi_1(1 - \pi_1) - \frac{(1 - \pi_1)(1 - 2\pi_1)}{n - 1}, \\
\text{cov} \left(\left(\frac{t_i}{\pi_1} - 1 \right) t_j, t_j \right) &= (1 - \pi_1) \frac{n\pi_1 - 1}{n - 1} - \pi_1(1 - \pi_1) = -\frac{(1 - \pi_1)^2}{n - 1}, \\
\text{cov} \left(\left(\frac{t_i}{\pi_1} - 1 \right) t_j, t_i \left(\frac{t_j}{\pi_1} - 1 \right) \right) &= \frac{(1 - \pi_1)^2}{\pi_1} \frac{n\pi_1 - 1}{n - 1} - \frac{(1 - \pi_1)^2}{(n - 1)^2} \\
&= (1 - \pi_1)^2 - \frac{(1 - \pi_1)^3}{\pi_1(n - 1)} - \frac{(1 - \pi_1)^2}{(n - 1)^2}, \\
\text{cov} \left(\left(\frac{t_i}{\pi_1} - 1 \right) t_j, \left(\frac{t_i}{\pi_1} - 1 \right) t_k \right) &= \left(\frac{1}{\pi_1} - 2 \right) \frac{(n\pi_1 - 1)(n\pi_1 - 2)}{(n - 1)(n - 2)} + \pi_1 \frac{n\pi_1 - 1}{n - 1} - \frac{(1 - \pi_1)^2}{(n - 1)^2} \\
&= \pi_1(1 - \pi_1) - \frac{(1 - \pi_1)^2}{n - 1} - \frac{2(1 - \pi_1)(1 - 2\pi_1)}{n - 2} \\
&\quad + \left(\frac{2}{\pi_1} - 5 + \frac{1}{n - 1} \right) \frac{(1 - \pi_1)^2}{(n - 1)(n - 2)}, \\
\text{cov} \left(\left(\frac{t_i}{\pi_1} - 1 \right) t_j, t_i \left(\frac{t_k}{\pi_1} - 1 \right) \right) &= -2 \frac{(1 - \pi_1)^2}{\pi_1} \frac{n\pi_1 - 1}{n - 1} \frac{1}{n - 2} - \frac{(1 - \pi_1)^2}{(n - 1)^2} \\
&= -2 \frac{(1 - \pi_1)^2}{n - 2} + \left\{ \frac{2}{\pi_1} - 3 + \frac{1}{n - 1} \right\} \frac{(1 - \pi_1)^2}{(n - 1)(n - 2)}, \\
\text{cov} \left(\left(\frac{t_i}{\pi_1} - 1 \right) t_j, t_j \left(\frac{t_k}{\pi_1} - 1 \right) \right) &= \frac{1}{\pi_1} \frac{(n\pi_1 - 1)(n\pi_1 - 2)}{(n - 1)(n - 2)} - 2 \frac{n\pi_1 - 1}{n - 1} + \pi_1 - \frac{(1 - \pi_1)^2}{(n - 1)^2} \\
&= -\frac{n(1 - \pi_1)}{(n - 1)(n - 2)} - \frac{(1 - \pi_1)^2}{(n - 1)^2} + \frac{2(1 - \pi_1)^2}{\pi_1(n - 1)(n - 2)} \\
\text{cov} \left(\left(\frac{t_i}{\pi_1} - 1 \right) t_j, \left(\frac{t_k}{\pi_1} - 1 \right) t_l \right) &= \frac{1}{\pi_1} \frac{(n\pi_1 - 1)(n\pi_1 - 2)(n\pi_1 - 3)}{(n - 1)(n - 2)(n - 3)} - 2 \frac{(n\pi_1 - 1)(n\pi_1 - 2)}{(n - 1)(n - 2)} \\
&\quad + \pi_1 \frac{n\pi_1 - 1}{n - 1} - \frac{(1 - \pi_1)^2}{(n - 1)^2} \\
&= -\frac{\pi_1(1 - \pi_1)}{n - 2} + \frac{3(2 - 3\pi_1)(1 - \pi_1)}{(n - 2)(n - 3)} - \frac{3(2 - 3\pi_1)(1 - \pi_1)^2}{(n - 1)(n - 2)(n - 3)\pi_1} \\
&\quad + \frac{(1 - \pi_1)^2}{(n - 1)^2(n - 2)}.
\end{aligned}$$

Here different letters i, j, k, l denote distinct indices.

Proof. The proof is a consequence of Lemma 7. First,

$$\begin{aligned}
\text{var} \left(\left(\frac{t_i}{\pi_1} - 1 \right) t_j \right) &= \mathbb{E} \left[\left(\frac{t_i}{\pi_1} - 1 \right)^2 t_j \right] - \mathbb{E}^2 \left[\left(\frac{t_i}{\pi_1} - 1 \right) t_j \right] \\
&= \mathbb{E} \left[\left(\frac{t_i}{\pi_1^2} - \frac{2t_i}{\pi_1} + 1 \right) t_j \right] - \left(\frac{n\pi_1 - 1}{n - 1} - \pi_1 \right)^2 \\
&= \left\{ \left(\frac{1}{\pi_1} - 2 \right) \frac{n\pi_1 - 1}{n - 1} + \pi_1 \right\} - \left(\frac{n\pi_1 - 1}{n - 1} - \pi_1 \right)^2 \\
&= \pi_1 + \left(\frac{1 - \pi_1}{\pi_1} - 1 \right) \frac{n\pi_1 - 1}{n - 1} - \frac{(1 - \pi_1)^2}{(n - 1)^2}.
\end{aligned}$$

Second,

$$\begin{aligned}
\text{cov} \left(\left(\frac{t_i}{\pi_1} - 1 \right) t_j, t_k \right) &= \mathbb{E} \left[\left(\frac{t_i}{\pi_1} - 1 \right) t_j t_k \right] - \mathbb{E} \left[\left(\frac{t_i}{\pi_1} - 1 \right) t_j \right] \pi_1 \\
&= \mathbb{E} \left[\frac{t_i t_j t_k}{\pi_1} - t_j t_k \right] - \left(\frac{n\pi_1 - 1}{n - 1} - \pi_1 \right) \pi_1 \\
&= \frac{(n\pi_1 - 1)(n\pi_1 - 2)}{(n - 1)(n - 2)} - \pi_1 \frac{n\pi_1 - 1}{n - 1} - \left(\frac{n\pi_1 - 1}{n - 1} - \pi_1 \right) \pi_1 \\
&= \frac{(n\pi_1 - 1)(n\pi_1 - 2)}{(n - 1)(n - 2)} - 2\pi_1 \frac{n\pi_1 - 1}{n - 1} + \pi_1^2.
\end{aligned}$$

Third,

$$\begin{aligned}
\text{cov} \left(\left(\frac{t_i}{\pi_1} - 1 \right) t_j, t_i \right) &= \mathbb{E} \left[\left(\frac{t_i}{\pi_1} - 1 \right) t_j t_i \right] - \mathbb{E} \left[\left(\frac{t_i}{\pi_1} - 1 \right) t_j \right] \pi_1 \\
&= \mathbb{E} \left[\frac{t_i t_j}{\pi_1} - t_i t_j \right] - \left(\frac{n\pi_1 - 1}{n - 1} - \pi_1 \right) \pi_1 \\
&= (1 - \pi_1) \frac{n\pi_1 - 1}{n - 1} - \pi_1 \frac{n\pi_1 - 1}{n - 1} + \pi_1^2 \\
&= (1 - 2\pi_1) \frac{n\pi_1 - 1}{n - 1} + \pi_1^2.
\end{aligned}$$

Fourth,

$$\begin{aligned}
\text{cov} \left(\left(\frac{t_i}{\pi_1} - 1 \right) t_j, t_j \right) &= \mathbb{E} \left[\left(\frac{t_i}{\pi_1} - 1 \right) t_j t_j \right] - \mathbb{E} \left[\left(\frac{t_i}{\pi_1} - 1 \right) t_j \right] \pi_1 \\
&= \mathbb{E} \left[\frac{t_i t_j}{\pi_1} - t_j \right] - \left(\frac{n\pi_1 - 1}{n - 1} - \pi_1 \right) \pi_1 \\
&= \frac{n\pi_1 - 1}{n - 1} - \pi_1 - \frac{n\pi_1 - 1}{n - 1} \pi_1 + \pi_1^2 \\
&= (1 - \pi_1) \frac{n\pi_1 - 1}{n - 1} - \pi_1(1 - \pi_1).
\end{aligned}$$

We then proceed to the fifth assertion.

$$\begin{aligned}
\text{cov} \left(\left(\frac{t_i}{\pi_1} - 1 \right) t_j, t_i \left(\frac{t_j}{\pi_1} - 1 \right) \right) &= \mathbb{E} \left[t_i t_j \left(\frac{t_i t_j}{\pi_1^2} - 2 \frac{t_i}{\pi_1} + 1 \right) \right] - \mathbb{E}^2 \left[\left(\frac{t_i}{\pi_1} - 1 \right) t_j \right] \\
&= \mathbb{E} \left[\frac{t_i t_j}{\pi_1^2} - 2 \frac{t_i t_j}{\pi_1} + t_i t_j \right] - \left(\frac{n\pi_1 - 1}{n - 1} - \pi_1 \right)^2 \\
&= \left(\pi_1 + \frac{1}{\pi_1} - 2 \right) \frac{n\pi_1 - 1}{n - 1} - \frac{(1 - \pi_1)^2}{(n - 1)^2} \\
&= \frac{1}{\pi_1} \frac{(1 - \pi_1)^2 (n\pi_1 - 1)(n - 1) - \pi_1 (1 - \pi_1)^2}{(n - 1)^2} \\
&= \frac{(1 - \pi_1)^2}{\pi_1} \frac{(n\pi_1 - 1)(n - 1) - \pi_1}{(n - 1)^2} \\
&= \frac{(1 - \pi_1)^2}{\pi_1} \frac{n\pi_1 - 1}{n - 1} - \frac{(1 - \pi_1)^2}{(n - 1)^2}.
\end{aligned}$$

We next prove the sixth assertion.

$$\begin{aligned}
\text{cov} \left(\left(\frac{t_i}{\pi_1} - 1 \right) t_j, \left(\frac{t_i}{\pi_1} - 1 \right) t_k \right) &= \mathbb{E} \left[\left(\frac{t_i}{\pi_1} - 1 \right)^2 t_j t_k \right] - \mathbb{E}^2 \left[\left(\frac{t_i}{\pi_1} - 1 \right) t_j \right] \\
&= \mathbb{E} \left[\frac{t_i t_j t_k}{\pi_1^2} - 2 \frac{t_i t_j t_k}{\pi_1} + t_j t_k \right] - \frac{(1 - \pi_1)^2}{(n - 1)^2} \\
&= \left(\frac{1}{\pi_1} - 2 \right) \frac{(n\pi_1 - 1)(n\pi_1 - 2)}{(n - 1)(n - 2)} + \pi_1 \frac{n\pi_1 - 1}{n - 1} - \frac{(1 - \pi_1)^2}{(n - 1)^2}.
\end{aligned}$$

The seventh assertion follows similarly.

$$\begin{aligned}
\text{cov} \left(\left(\frac{t_i}{\pi_1} - 1 \right) t_j, t_i \left(\frac{t_k}{\pi_1} - 1 \right) \right) &= \mathbb{E} \left[\left(\frac{t_i}{\pi_1} - 1 \right) \left(\frac{t_k}{\pi_1} - 1 \right) t_i t_j \right] - \mathbb{E}^2 \left[\left(\frac{t_i}{\pi_1} - 1 \right) t_j \right] \\
&= \mathbb{E} \left[\frac{t_i t_j t_k}{\pi_1^2} - \frac{t_i t_j t_k}{\pi_1} - \frac{t_i t_j}{\pi_1} + t_i t_j \right] - \frac{(1 - \pi_1)^2}{(n - 1)^2} \\
&= \frac{1 - \pi_1}{\pi_1} \frac{(n\pi_1 - 1)(n\pi_1 - 2)}{(n - 1)(n - 2)} - (1 - \pi_1) \frac{n\pi_1 - 1}{n - 1} - \frac{(1 - \pi_1)^2}{(n - 1)^2} \\
&= (1 - \pi_1) \frac{n\pi_1 - 1}{n - 1} \left(\frac{1}{\pi_1} \frac{n\pi_1 - 2}{n - 2} - 1 \right) - \frac{(1 - \pi_1)^2}{(n - 1)^2} \\
&= -2 \frac{(1 - \pi_1)^2}{\pi_1} \frac{n\pi_1 - 1}{n - 1} \frac{1}{n - 2} - \frac{(1 - \pi_1)^2}{(n - 1)^2}.
\end{aligned}$$

We then proceed to the eighth statement:

$$\begin{aligned}
\text{cov} \left(\left(\frac{t_i}{\pi_1} - 1 \right) t_j, t_j \left(\frac{t_k}{\pi_1} - 1 \right) \right) &= \mathbb{E} \left[\left(\frac{t_i}{\pi_1} - 1 \right) \left(\frac{t_k}{\pi_1} - 1 \right) t_j \right] - \mathbb{E}^2 \left[\left(\frac{t_i}{\pi_1} - 1 \right) t_j \right] \\
&= \mathbb{E} \left[\frac{t_i t_j t_k}{\pi_1^2} - 2 \frac{t_i t_j}{\pi_1} + t_j \right] - \frac{(1 - \pi_1)^2}{(n - 1)^2} \\
&= \frac{1}{\pi_1} \frac{(n\pi_1 - 1)(n\pi_1 - 2)}{(n - 1)(n - 2)} - 2 \frac{n\pi_1 - 1}{n - 1} + \pi_1 - \frac{(1 - \pi_1)^2}{(n - 1)^2}.
\end{aligned}$$

Finally, the last assertion can be shown as follows.

$$\begin{aligned}
\text{cov} \left(\left(\frac{t_i}{\pi_1} - 1 \right) t_j, \left(\frac{t_k}{\pi_1} - 1 \right) t_l \right) &= \mathbb{E} \left[\left(\frac{t_i}{\pi_1} - 1 \right) \left(\frac{t_k}{\pi_1} - 1 \right) t_j t_l \right] - \mathbb{E}^2 \left[\left(\frac{t_i}{\pi_1} - 1 \right) t_j \right] \\
&= \mathbb{E} \left[\frac{t_i t_j t_k t_l}{\pi_1^2} - 2 \frac{t_i t_j t_k}{\pi_1} + t_j t_l \right] - \frac{(1 - \pi_1)^2}{(n - 1)^2} \\
&= \frac{1}{\pi_1} \frac{(n\pi_1 - 1)(n\pi_1 - 2)(n\pi_1 - 3)}{(n - 1)(n - 2)(n - 3)} - 2 \frac{(n\pi_1 - 1)(n\pi_1 - 2)}{(n - 1)(n - 2)} + \pi_1 \frac{n\pi_1 - 1}{n - 1} - \frac{(1 - \pi_1)^2}{(n - 1)^2}.
\end{aligned}$$

□

A.2 On the Asymptotic Distribution of $\hat{\tau}_{\text{adj},2}$ under the Randomization-based Framework

In this section, we discuss the asymptotic normality of $\hat{\tau}_{\text{adj},2}$. The asymptotic normality of $\hat{\tau}_{\text{unadj}}$ is straightforward by applying randomization-based CTL of Hájek [65]. Hence our discussion focuses on the second-order U -statistic component $\widehat{\mathbb{IF}}_{\text{unadj},2,2}$.

To simplify our argument, we consider the Bernoulli sampling. We first perform Hoeffding decomposition of $\widehat{\mathbb{F}}_{\text{unadj},2,2}$: Let $G_{i,j} := H_{i,j}y_j$ for $i, j = 1, \dots, n$, and then

$$\begin{aligned}\widehat{\mathbb{F}}_{\text{unadj},2,2} &\equiv \frac{1}{n} \sum_{i=1}^n \left(\frac{t_i}{\pi_1} - 1 \right) \sum_{j \neq i} G_{i,j} + \frac{1}{n} \sum_{1 \leq i \neq j \leq n} \left(\frac{t_i}{\pi_1} - 1 \right) G_{i,j} \left(\frac{t_j}{\pi_1} - 1 \right) \\ &=: M_1 + M_2.\end{aligned}$$

M_1 is uncorrelated with M_2 . Denote $\bar{t} := t/\pi_1 - 1$ and $W_i := \sum_{j \neq i} G_{i,j}$ so obviously $\mathbb{E}\bar{t} = 0$. Then M_1 and M_2 can be, respectively, represented as

$$M_1 = \frac{1}{n} \sum_{i=1}^n W_i \bar{t}_i, M_2 = \frac{1}{n} \sum_{1 \leq i \neq j \leq n} G_{i,j} \bar{t}_i \bar{t}_j.$$

M_1 is a sum of non-identically distributed independent random variables so we need to consider the Lindeberg version of CLT. Here $\mathbb{E}^{\text{rd}}(n^{-1/2}W_i \bar{t}_i) = 0$,

$$\begin{aligned}\sigma_{1,i}^2 &:= \mathbb{E}(n^{-1/2}W_i \bar{t}_i)^2 = n^{-1}W_i^2 \pi_0 / \pi_1 = \frac{\pi_0}{\pi_1} \frac{1}{n} \left(\sum_{j=1}^n G_{i,j} - G_{i,i} \right)^2 \\ &= \frac{\pi_0}{\pi_1} \left\{ \frac{1}{n} \left(\sum_{j=1}^n G_{i,j} \right)^2 - 2 \frac{1}{n} G_{i,i} \sum_{j=1}^n G_{i,j} + \frac{1}{n} G_{i,i}^2 \right\}\end{aligned}$$

and

$$\begin{aligned}\kappa_{1,i}^3 &:= \mathbb{E}^{\text{rd}}|n^{-1/2}W_i \bar{t}_i|^3 = n^{-3/2}|W_i|^3 \mathbb{E}|\bar{t}|^3 = n^{-3/2}|W_i|^3 \mathbb{E} \left[\left| \frac{t}{\pi_1} - \frac{3t}{\pi_1^2} + \frac{3t}{\pi_1} - 1 \right| \right] \\ &= \frac{1}{n^{3/2}}|W_i|^3 \left(\frac{\pi_0^3}{\pi_1^2} + \pi_0 \right) = \pi_0 \left(1 + \left(\frac{\pi_0}{\pi_1} \right)^2 \right) \frac{|W_i|^3}{n^{3/2}}.\end{aligned}$$

Now let $\bar{\kappa}_{1,n}^3 := \sum_{i=1}^n \kappa_{1,i}^3$ and

$$\begin{aligned}\bar{\sigma}_{1,n}^2 &:= \sum_{i=1}^n \sigma_{1,i}^2 = \frac{\pi_0}{\pi_1} \sum_{i=1}^n \left\{ \frac{1}{n} \left(\sum_{j=1}^n G_{i,j} \right)^2 - 2 \frac{1}{n} G_{i,i} \sum_{j=1}^n G_{i,j} + \frac{1}{n} G_{i,i}^2 \right\} \\ &= \frac{\pi_0}{\pi_1} \left\{ \frac{1}{n} \sum_{i=1}^n \left(\sum_{j=1}^n G_{i,j} \right)^2 - \frac{1}{n} \sum_{i=1}^n G_{i,i} \sum_{j=1}^n G_{i,j} + \frac{1}{n} \sum_{i=1}^n G_{i,i}^2 \right\}.\end{aligned}$$

Under Assumption 3, one can easily show that $\bar{\kappa}_{1,n}^3 = O(n^{-1/2})$ and $\bar{\sigma}_{1,n}^2 = O(1)$. Of course, the weakest regularity condition for Lindeberg CLT to hold is on the tail probability rather than on the third moment. But again, we sacrifice the mathematical generality for ease of presentation. By the Lindeberg version of the CLT, we can establish

$$\sqrt{n}M_1 \rightsquigarrow N(0, \sigma_1^2),$$

as long as there exists a unique constant $\sigma_1^2 > 0$ such that $\lim_{n \rightarrow \infty} \bar{\sigma}_{1,n}^2 = \sigma_1^2$.

As for M_2 , we first symmetrize M_2 :

$$M_2 = \frac{1}{n} \sum_{1 \leq i < j \leq n} \bar{G}_{i,j} \bar{t}_i \bar{t}_j,$$

where $\bar{G}_{i,j} := (G_{i,j} + G_{j,i})/2$. Then we further represent M_2 as a martingale sum:

$$M_2 \equiv \frac{1}{n} \sum_{i=2}^n \sum_{j=1}^{i-1} \bar{G}_{i,j} \bar{t}_i \bar{t}_j,$$

where $M_{2,i} := \sum_{j=1}^{i-1} \bar{G}_{i,j} \bar{t}_i \bar{t}_j$ satisfies $\mathbb{E}[M_{2,i} | \mathcal{F}_{i-1}] = 0$ where \mathcal{F}_{i-1} denotes the filtration formed by $\{\mathbf{o}_1, \dots, \mathbf{o}_{i-1}\}$, so $\{M_{2,i}, i = 2, \dots, n\}$ indeed forms a martingale sequence. Therefore, we will invoke Lévy's martingale CLT to prove the asymptotic normality of $\sqrt{n}M_2$. Let

$$\sigma_{2,n}^2 := \sum_{i=2}^n \sigma_{2,i}^2, \text{ where } \sigma_{2,i}^2 := \mathbb{E}^{\text{rd}}[n^{-1} M_{2,i}^2 | \mathcal{F}_{i-1}].$$

In particular,

$$\sigma_{2,i}^2 = \frac{1}{n} \mathbb{E}^{\text{rd}} \left[\left(\sum_{j=1}^{i-1} \bar{G}_{i,j} \bar{t}_j \right)^2 \bar{t}_i^2 | \mathcal{F}_{i-1} \right] = \frac{\pi_0}{\pi_1} \frac{1}{n} \left(\sum_{j=1}^{i-1} \bar{G}_{i,j} \bar{t}_j \right)^2 = \frac{\pi_0}{\pi_1} \frac{1}{n} \left\{ \sum_{j=1}^{i-1} \bar{G}_{i,j}^2 \bar{t}_j^2 + \sum_{1 \leq j_1 \neq j_2 \leq i-1} \bar{G}_{i,j_1} \bar{G}_{i,j_2} \bar{t}_{j_1} \bar{t}_{j_2} \right\}.$$

Then

$$\sigma_{2,n}^2 = \frac{1}{n} \sum_{i=2}^n \frac{\pi_0}{\pi_1} \sum_{j=1}^{i-1} \bar{G}_{i,j}^2 \bar{t}_j^2 + \frac{1}{n} \sum_{i=2}^n \frac{\pi_0}{\pi_1} \sum_{1 \leq j_1 \neq j_2 \leq i-1} \bar{G}_{i,j_1} \bar{G}_{i,j_2} \bar{t}_{j_1} \bar{t}_{j_2} =: C_1 + C_2.$$

First, it is not difficult to see that

$$\mathbb{E}^{\text{rd}} C_1 = \frac{1}{n} \sum_{i=2}^n \left(\frac{\pi_0}{\pi_1} \right)^2 \sum_{j=1}^{i-1} \bar{G}_{i,j}^2 = \left(\frac{\pi_0}{\pi_1} \right)^2 \frac{1}{n} \sum_{1 \leq i < j \leq n} \bar{G}_{i,j}^2.$$

and $\mathbb{E}^{\text{rd}} C_2 = 0$. Thus as long as there exists a unique $\sigma_2^2 > 0$ such that $\lim_{n \rightarrow \infty} \mathbb{E}^{\text{rd}} C_1 = \sigma_2^2$, we can show that

$$\sqrt{n}M_2 \rightsquigarrow \text{N}(0, \sigma_2^2).$$

Combining the above arguments, we need the following assumption to hold for $\sqrt{n}\widehat{\mathbb{IF}}_{\text{unadj},2,2}$ to have a Gaussian limiting distribution.

Assumption 4. There exists a unique $\sigma_1^2 > 0$ such that $\lim_{n \rightarrow \infty} \bar{\sigma}_{1,n}^2 = \sigma_1^2$ and a unique $\sigma_2^2 > 0$ such that $\lim_{n \rightarrow \infty} \bar{\sigma}_{2,n}^2 = \sigma_2^2$.

Since $\sigma_{1,n}^2 + \sigma_{2,n}^2$ is the randomization-based variance of $\widehat{\mathbb{IF}}_{\text{unadj},2,2}$, the extra condition for Gaussian limiting distribution is essentially that the randomization-based variance converges to a $O(1)$ constant.

A.3 Proofs of Results in Section 4.2

We first prove that $\hat{\tau}_{\text{adj},3}$ is unbiased under CRE but biased under the Bernoulli sampling.

Proof. Recall that $\hat{\tau}_{\text{adj},2}$ has bias of the form

$$-\frac{\pi_0}{\pi_1} \frac{1}{n(n-1)} \sum_{i=1}^n H_{i,i} y_i(1).$$

It remains to show that the extra term in $\hat{\tau}_{\text{adj},3}$ is an unbiased estimator of the above bias, which is immediate because $\mathbb{E}t \equiv \pi_1$. The biasedness of $\hat{\tau}_{\text{adj},3}$ under the Bernoulli sampling stems from the unbiasedness of $\hat{\tau}_{\text{adj},2}$ under the Bernoulli sampling and $\hat{\tau}_{\text{adj},3}$ adds to $\hat{\tau}_{\text{adj},2}$ a random variable with non-zero mean. \square

We next prove Proposition 2.

Proof of Proposition 2. Denote the extra term in $\hat{\tau}_{\text{adj},3}$ as $\hat{\alpha}$. We first compute its variance.

$$\text{var}^{\text{rd}}(\hat{\alpha}) = \left(\frac{\pi_0}{\pi_1} \right)^3 \frac{1}{n(n-1)^3} \left\{ \sum_{i=1}^n H_{i,i}^2 y_i(1)^2 - \frac{1}{n} \text{tr}^2(\hat{\Sigma}_y \hat{\Sigma}^-) \right\}.$$

Next, we compute the covariance between $\hat{\tau}_{\text{unadj}}$ and $\hat{\alpha}$.

$$\begin{aligned} \text{cov}^{\text{rd}}(\hat{\tau}_{\text{unadj}}, \hat{\alpha}) &= \text{cov}^{\text{rd}} \left(\frac{1}{n} \sum_{i=1}^n \frac{t_i}{\pi_1} y_i(1), \frac{\pi_0}{\pi_1} \frac{1}{n(n-1)} \sum_{i=1}^n H_{i,i} \frac{t_i}{\pi_1} y_i(1) \right) \\ &= \frac{1}{n^2(n-1)} \frac{\pi_0}{\pi_1^3} \sum_{i=1}^n y_i(1) \sum_{j=1}^n H_{j,j} y_j(1) \text{cov}(t_i, t_j) \\ &= -\frac{1}{n^2(n-1)} \frac{\pi_0}{\pi_1^3} \sum_{1 \leq i \neq j \leq n} H_{i,i} y_i(1) y_j(1) \frac{\pi_1 \pi_0}{n-1} + \frac{1}{n^2(n-1)} \frac{\pi_0}{\pi_1^3} \sum_{i=1}^n H_{i,i} y_i(1)^2 \pi_1 \pi_0 \\ &= \left(\frac{\pi_0}{\pi_1} \right)^2 \frac{1}{n^2(n-1)} \left\{ -\frac{1}{n-1} \sum_{i=1}^n H_{i,i} y_i(1) \sum_{j=1}^n y_j(1) + \frac{1}{n-1} \sum_{i=1}^n H_{i,i} y_i(1)^2 + \sum_{i=1}^n H_{i,i} y_i(1)^2 \right\} \\ &= \left(\frac{\pi_0}{\pi_1} \right)^2 \frac{1}{n^2(n-1)} \left\{ \frac{n}{n-1} \sum_{i=1}^n H_{i,i} y_i(1)^2 - \bar{\tau} \cdot \frac{n}{n-1} \sum_{i=1}^n H_{i,i} y_i(1) \right\} \\ &= \left(\frac{\pi_0}{\pi_1} \right)^2 \frac{1}{n(n-1)^2} \sum_{i=1}^n H_{i,i} y_i(1) \cdot (y_i(1) - \bar{\tau}). \end{aligned}$$

Finally, we are left to compute the covariance between $\hat{\alpha}$ and $\widehat{\mathbb{IF}}_{\text{unadj},2,2}$.

$$\begin{aligned} \text{cov}^{\text{rd}}(\widehat{\mathbb{IF}}_{\text{unadj},2,2}, \hat{\alpha}) &= \text{cov}^{\text{rd}} \left(\frac{1}{n} \sum_{1 \leq i \neq j \leq n} \left(\frac{t_i}{\pi_1} - 1 \right) H_{i,j} \frac{t_j y_j(1)}{\pi_1}, \frac{\pi_0}{\pi_1} \frac{1}{n(n-1)} \sum_{i=1}^n H_{i,i} \frac{t_i}{\pi_1} y_i(1) \right) \\ &= \frac{\pi_0}{\pi_1^3} \frac{1}{n^2(n-1)} \sum_{1 \leq i \neq j \leq n} H_{i,j} y_j(1) \sum_{k=1}^n H_{k,k} y_k(1) \text{cov} \left(\left(\frac{t_i}{\pi_1} - 1 \right) t_j, t_k \right) \end{aligned}$$

$$\begin{aligned}
&= \frac{\pi_0}{\pi_1^3} \frac{1}{n^2(n-1)} \sum_{1 \leq i \neq j \neq k \leq n} H_{i,j} y_j(1) H_{k,k} y_k(1) \frac{\pi_0^2 - n\pi_1\pi_0}{(n-1)(n-2)} \\
&\quad + \frac{\pi_0}{\pi_1^3} \frac{1}{n^2(n-1)} \sum_{1 \leq i \neq j \leq n} H_{i,j} y_j(1) H_{i,i} y_i(1) \left(\pi_1\pi_0 - \frac{\pi_0(\pi_0 - \pi_1)}{n-1} \right) \\
&\quad - \frac{\pi_0}{\pi_1^3} \frac{1}{n^2(n-1)} \sum_{1 \leq i \neq j \leq n} H_{i,j} y_j(1) H_{j,j} y_j(1) \frac{\pi_0^2}{n-1} \\
&= \left\{ \left(\frac{\pi_0}{\pi_1} \right)^3 \frac{1}{n^2(n-1)^2(n-2)} - \left(\frac{\pi_0}{\pi_1} \right)^2 \frac{1}{n(n-1)^2(n-2)} \right\} \sum_{1 \leq i \neq j \neq k \leq n} H_{i,j} y_j(1) H_{k,k} y_k(1) \\
&\quad + \left\{ \left(\frac{\pi_0}{\pi_1} \right)^2 \frac{1}{n^2(n-1)} - \left(\frac{\pi_0}{\pi_1} \right)^3 \frac{1}{n^2(n-1)^2} + \left(\frac{\pi_0}{\pi_1} \right)^2 \frac{1}{n^2(n-1)^2} \right\} \sum_{1 \leq i \neq j \leq n} y_i(1) H_{i,i} H_{i,j} y_j(1) \\
&\quad - \left(\frac{\pi_0}{\pi_1} \right)^3 \frac{1}{n^2(n-1)^2} \sum_{1 \leq i \neq j \leq n} H_{i,j} H_{j,j} y_j(1)^2 \\
&= \left(\frac{\pi_0}{\pi_1} \right)^2 \frac{1}{n(n-1)^2(n-2)} \left\{ 1 - \frac{\pi_0}{\pi_1} \frac{1}{n} \right\} \sum_{1 \leq i \neq j \leq n} \{ H_{i,i} y_i(1) H_{j,j} y_j(1) + y_i(1) H_{i,i} H_{i,j} y_j(1) \} \\
&\quad + \left(\frac{\pi_0}{\pi_1} \right)^2 \frac{1}{n^2(n-1)} \left\{ 1 - \frac{\pi_0 - \pi_1}{\pi_1} \frac{1}{n-1} \right\} \sum_{1 \leq i \neq j \leq n} y_i(1) H_{i,i} H_{i,j} y_j(1) + \left(\frac{\pi_0}{\pi_1} \right)^3 \frac{1}{n^2(n-1)^2} \sum_{i=1}^n H_{i,i}^2 y_i(1)^2 \\
&= \left(\frac{\pi_0}{\pi_1} \right)^2 \frac{1}{n^2(n-1)^2} \frac{\pi_1 n^2 - n + \pi_0}{(n-2)\pi_1} \sum_{1 \leq i \neq j \leq n} y_i(1) H_{i,i} H_{i,j} y_j(1) \\
&\quad + \left(\frac{\pi_0}{\pi_1} \right)^2 \frac{1}{n(n-1)^2(n-2)} \left\{ 1 - \frac{\pi_0}{\pi_1} \frac{1}{n} \right\} \text{tr}^2(\widehat{\Sigma}_y \widehat{\Sigma}^-) \\
&\quad + \left(\frac{\pi_0}{\pi_1} \right)^2 \frac{1}{n(n-1)^2} \left\{ \frac{\pi_0}{\pi_1} \frac{1}{n} - \frac{1}{n-2} \left(1 - \frac{\pi_0}{\pi_1} \frac{1}{n} \right) \right\} \sum_{i=1}^n H_{i,i}^2 y_i(1)^2.
\end{aligned}$$

□

A.4 A Brief Discussion on “Gadgets”

In Remark 3, we mention that we will provide some statistical intuition on how to read off the order of $\text{var}^{\text{rd}}(\widehat{\tau}_{\text{adj},2})$ by simply inspecting each term involved in (12) using a few “gadgets”. The discussion here is not formal or rigorous, so we use the non-rigorous asymptotic notation $\tilde{O}(\cdot)$. The following gadgets are often involved in the bias and variance formula:

- (i) $\frac{1}{n} \sum_{1 \leq i \neq j \leq n} y_i(1) H_{i,j} (H_{j,j})^k y_j(1) = \tilde{O}\left(\left(\frac{p}{n}\right)^k\right)$ for any bounded non-negative integer k : this can be deduced by viewing this U -statistic as the product of the projection of $y(1)$ onto the space spanned by $\mathbf{x} - \bar{\mathbf{x}}$ and the projection of $y(1)$ onto the space spanned by $(\mathbf{x} - \bar{\mathbf{x}})(\mathbf{x}^\top \widehat{\Sigma}^- \mathbf{x})^k$ and the $(p/n)^k$ factor comes from $(\mathbf{x}^\top \widehat{\Sigma}^- \mathbf{x})^k$ (note that the projection of $y(1)$ onto $\mathbf{x} - \bar{\mathbf{x}}$ should be of order $\tilde{O}(1)$);
- (ii) $\sum_{i=1}^n H_{i,i}^{k_1} y_i(1)^{k_2} = \tilde{O}(p)$ for any bounded non-negative integers k_1, k_2 : this can be directly deduced using the cyclic permutation invariance of the trace operator.

By using the above two gadgets, it is then straightforward to conclude the following (just looking at each term in (12) one by one):

- $\frac{\pi_0}{\pi_1} \frac{1}{n} V_n(y(1)) = \tilde{O}(1/n)$ without even using the above gadgets;
- $\frac{\pi_0}{\pi_1} \frac{1}{n^2} \sum_{1 \leq i \neq j \leq n} H_{i,j} (1 + 2H_{j,j}) y_i(1) y_j(1) = \tilde{O}(1/n + p/n^2)$ using gadget (i);
- $\frac{\pi_0}{\pi_1} \frac{1}{n^2} \sum_{i=1}^n H_{i,i} (\frac{1}{\pi_1} - \frac{\pi_0+1}{\pi_1} H_{i,i}) y_i(1)^2 = \tilde{O}(p/n^2)$ using gadget (ii);
- $(\frac{\pi_0}{\pi_1})^2 \frac{1}{n^2} \text{tr}((\hat{\Sigma}_y \hat{\Sigma}^-)^2) = \tilde{O}(p/n^2)$ using gadget (ii);
- $\frac{\pi_0}{\pi_1} \frac{1}{n^3} \text{tr}^2(\hat{\Sigma}_y \hat{\Sigma}^-) = \tilde{O}(p^2/n^3) = O(p/n^2)$ using gadget (ii);
- $\bar{\tau} \cdot \frac{\pi_0}{\pi_1} \frac{1}{n^2} \text{tr}(\hat{\Sigma}_y \hat{\Sigma}^-) = \tilde{O}(p/n^2)$ using gadget (ii).

A.5 Proofs of Theorems in Section 4.3

We now prove Lemma 2.

Proof of Lemma 2. The alternative decomposition of $\hat{\tau}_{\text{db}}$ is derived as follows:

$$\begin{aligned}
\hat{\tau}_{\text{db}} &= \hat{\tau}_{\text{unadj}} - \frac{1}{n} \sum_{i=1}^n \sum_{j=1}^n \frac{t_i t_j}{\pi_1^2} H_{i,j} y_j(1) + \frac{1}{n^2} \sum_{i=1}^n \sum_{j=1}^n \sum_{k=1}^n \frac{t_i t_j t_k}{\pi_1^3} H_{i,j} y_k(1) \\
&\quad + \frac{1 - \pi_1}{\pi_1} \frac{1}{n} \sum_{i=1}^n \frac{t_i}{\pi_1} H_{i,i} y_i(1) - \frac{1 - \pi_1}{\pi_1} \frac{1}{n^2} \sum_{i=1}^n \sum_{j=1}^n \frac{t_i t_j}{\pi_1^2} H_{i,i} y_j(1) \\
&= \hat{\tau}_{\text{unadj}} - \frac{1}{n} \sum_{1 \leq i \neq j \leq n} \frac{t_i t_j}{\pi_1^2} H_{i,j} y_j(1) - \frac{1}{n} \sum_{i=1}^n \frac{t_i}{\pi_1} H_{i,i} y_i(1) \\
&\quad + \frac{1}{n^2} \sum_{1 \leq i \neq j \leq n} \sum_{k=1}^n \frac{t_i t_j t_k}{\pi_1^3} H_{i,j} y_k(1) + \frac{1}{n^2} \sum_{i=1}^n \sum_{k=1}^n \frac{t_i t_k}{\pi_1^2} H_{i,i} y_k(1) \\
&= \hat{\tau}_{\text{unadj}} - \frac{1}{n} \sum_{1 \leq i \neq j \leq n} \frac{t_i t_j}{\pi_1^2} H_{i,j} (y_j(1) - \hat{\tau}_{\text{unadj}}) - \frac{1}{n} \sum_{i=1}^n \frac{t_i}{\pi_1} H_{i,i} (y_i(1) - \hat{\tau}_{\text{unadj}}) \\
&= \hat{\tau}_{\text{unadj}} - \frac{1}{n} \sum_{1 \leq i \neq j \leq n} \left(\frac{t_i}{\pi_1} - 1 \right) H_{i,j} \frac{t_j}{\pi_1} (y_j(1) - \hat{\tau}_{\text{unadj}}) \\
&\quad - \frac{1}{n} \sum_{1 \leq i \neq j \leq n} H_{i,j} \frac{t_j}{\pi_1} (y_j(1) - \hat{\tau}_{\text{unadj}}) - \frac{1}{n} \sum_{i=1}^n \frac{t_i}{\pi_1} H_{i,i} (y_i(1) - \hat{\tau}_{\text{unadj}}) \\
&= \hat{\tau}_{\text{unadj}} - \frac{1}{n} \sum_{1 \leq i \neq j \leq n} \left(\frac{t_i}{\pi_1} - 1 \right) H_{i,j} \frac{t_j}{\pi_1} (y_j(1) - \hat{\tau}_{\text{unadj}}) - \frac{1}{n} \sum_{i=1}^n \sum_{j=1}^n H_{i,j} \frac{t_j}{\pi_1} (y_j(1) - \hat{\tau}_{\text{unadj}}) \\
&= \hat{\tau}_{\text{unadj}} - \frac{1}{n} \sum_{1 \leq i \neq j \leq n} \left(\frac{t_i}{\pi_1} - 1 \right) H_{i,j} \frac{t_j (y_j(1) - \hat{\tau}_{\text{unadj}})}{\pi_1} \equiv \hat{\tau}_{\text{adj},2}^\dagger,
\end{aligned}$$

where the last step follows from Lemma 6. □

We next prove Proposition 3.

Proof of Proposition 3. In the first part, we compute the bias formula of $\hat{\tau}_{\text{adj},2}^\dagger$ under the randomization-based framework, based on Lemma 2, and Lemma 6 and Lemma 7 in Appendix C. By the alternative decomposition (21), we have

$$\begin{aligned} & \mathbb{E}^{\text{rd}}(\hat{\tau}_{\text{adj},2}^\dagger - \bar{\tau}) \\ &= \mathbb{E}^{\text{rd}} \left[\frac{n-1}{n} \widehat{\mathbb{F}}_{\text{unadj},2,2} \right] + \mathbb{E}^{\text{rd}} \left[\frac{1}{n} \sum_{1 \leq i \neq j \leq n} \left(\frac{t_i}{\pi_1} - 1 \right) H_{i,j} \frac{t_j}{\pi_1} \hat{\tau}_{\text{unadj}} \right] \\ &= -\frac{\pi_0}{\pi_1} \frac{1}{n(n-1)} \sum_{i=1}^n H_{i,i} y_i(1) + \mathbb{E}^{\text{rd}} \left[\frac{1}{n} \sum_{1 \leq i \neq j \leq n} \left(\frac{t_i}{\pi_1} - 1 \right) H_{i,j} \frac{t_j}{\pi_1} \hat{\tau}_{\text{unadj}} \right]. \end{aligned}$$

Thus we are left to compute the second term in the above display.

$$\begin{aligned} & \mathbb{E}^{\text{rd}} \left[\frac{1}{n} \sum_{1 \leq i \neq j \leq n} \left(\frac{t_i}{\pi_1} - 1 \right) H_{i,j} \frac{t_j}{\pi_1} \hat{\tau}_{\text{unadj}} \right] \\ &= \frac{1}{n^2} \sum_{1 \leq i \neq j \leq n} \sum_{k=1}^n \mathbb{E}^{\text{rd}} \left[\left(\frac{t_i}{\pi_1} - 1 \right) H_{i,j} \frac{t_j t_k}{\pi_1^2} y_k(1) \right] \\ &= \frac{1}{n^2} \sum_{1 \leq i \neq j \neq k \leq n} \mathbb{E}^{\text{rd}} \left[\left(\frac{t_i}{\pi_1} - 1 \right) H_{i,j} \frac{t_j t_k}{\pi_1^2} y_k(1) \right] + \frac{1}{n^2} \sum_{1 \leq i \neq j \leq n} \mathbb{E}^{\text{rd}} \left[\left(\frac{t_i}{\pi_1} - 1 \right) H_{i,j} \frac{t_j t_i}{\pi_1^2} y_i(1) \right] \\ &\quad + \frac{1}{n^2} \sum_{1 \leq i \neq j \leq n} \mathbb{E}^{\text{rd}} \left[\left(\frac{t_i}{\pi_1} - 1 \right) H_{i,j} \frac{t_j}{\pi_1^2} y_j(1) \right] \\ &= \frac{1}{n^2} \sum_{1 \leq i \neq j \neq k \leq n} H_{i,j} y_k(1) \left(\frac{1}{\pi_1^2} \frac{(n\pi_1 - 1)(n\pi_1 - 2)}{(n-1)(n-2)} - \frac{1}{\pi_1} \frac{n\pi_1 - 1}{n-1} \right) \\ &\quad + \frac{1}{n^2} \sum_{1 \leq i \neq j \leq n} H_{i,j} \left\{ y_i(1) \left(\frac{1}{\pi_1^2} \frac{n\pi_1 - 1}{n-1} - \frac{1}{\pi_1} \frac{n\pi_1 - 1}{n-1} \right) + y_j(1) \left(\frac{1}{\pi_1^2} \frac{n\pi_1 - 1}{n-1} - \frac{1}{\pi_1} \right) \right\} \\ &= -\frac{2(1-\pi_1)}{\pi_1^2} \frac{1}{n^2} \sum_{1 \leq i \neq j \neq k \leq n} H_{i,j} y_k(1) \frac{n\pi_1 - 1}{n-1} \frac{1}{n-2} \\ &\quad + \frac{1-\pi_1}{\pi_1^2} \frac{1}{n^2} \sum_{1 \leq i \neq j \leq n} H_{i,j} y_i(1) \frac{n\pi_1 - 1}{n-1} - \frac{1-\pi_1}{\pi_1^2} \frac{1}{n^2} \sum_{1 \leq i \neq j \leq n} H_{i,j} y_j(1) \frac{1}{n-1} \\ &= -\frac{2\pi_0}{\pi_1^2} \frac{n\pi_1 - 1}{n-1} \frac{1}{n(n-2)} \sum_{1 \leq i \neq j \leq n} H_{i,j} \left\{ \bar{\tau} - \frac{1}{n} y_i(1) - \frac{1}{n} y_j(1) \right\} \\ &\quad - \frac{\pi_0}{\pi_1^2} \frac{n\pi_1 - 1}{n-1} \frac{1}{n^2} \sum_{i=1}^n H_{i,i} y_i(1) + \frac{\pi_0}{\pi_1^2} \frac{1}{n^2(n-1)} \sum_{i=1}^n H_{i,i} y_i(1) \\ &= 2 \frac{\pi_0}{\pi_1^2} \frac{n\pi_1 - 1}{n-1} \frac{1}{n-2} \frac{p}{n} \bar{\tau} - 4 \frac{\pi_0}{\pi_1^2} \frac{n\pi_1 - 1}{n-1} \frac{1}{n-2} \frac{1}{n^2} \sum_{i=1}^n H_{i,i} y_i(1) \\ &\quad - \frac{\pi_0}{\pi_1^2} \frac{n\pi_1 - 2}{n-1} \frac{1}{n^2} \sum_{i=1}^n H_{i,i} y_i(1). \end{aligned}$$

Then we have

$$\mathbb{E}^{\text{rd}}(\hat{\tau}_{\text{adj},2}^\dagger - \bar{\tau})$$

$$\begin{aligned}
&= 2 \frac{\pi_0}{\pi_1^2} \frac{n\pi_1 - 1}{n - 1} \frac{1}{n - 2} \frac{p}{n} \bar{\tau} - \frac{\pi_0}{\pi_1^2} \left\{ \frac{n}{n - 1} \pi_1 + \frac{n\pi_1 - 2}{n - 1} + \frac{4(n\pi_1 - 1)}{(n - 1)(n - 2)} \right\} \frac{1}{n^2} \sum_{i=1}^n H_{i,i} y_i(1) \\
&= 2 \frac{\pi_0}{\pi_1^2} \frac{n\pi_1 - 1}{n - 1} \frac{1}{n - 2} \frac{p}{n} \bar{\tau} - \frac{\pi_0}{\pi_1^2} \frac{\pi_1 n(n - 2) + (n\pi_1 - 2)(n - 2) + 4n\pi_1 - 4}{(n - 1)(n - 2)} \frac{1}{n^2} \sum_{i=1}^n H_{i,i} y_i(1) \\
&= 2 \frac{\pi_0}{\pi_1^2} \frac{n\pi_1 - 1}{n - 1} \frac{1}{n - 2} \frac{p}{n} \bar{\tau} - \frac{\pi_0}{\pi_1^2} \frac{n^2 \pi_1 - 2n\pi_1 + n^2 \pi_1 - 2n + 2n\pi_1}{(n - 1)(n - 2)} \frac{1}{n^2} \sum_{i=1}^n H_{i,i} y_i(1) \\
&= 2 \frac{\pi_0}{\pi_1^2} \frac{n\pi_1 - 1}{n - 1} \frac{1}{n - 2} \frac{p}{n} \bar{\tau} - 2 \frac{\pi_0}{\pi_1^2} \frac{n^2 \pi_1 - n}{(n - 1)(n - 2)} \frac{1}{n^2} \sum_{i=1}^n H_{i,i} y_i(1) \\
&= 2 \frac{\pi_0}{\pi_1^2} \frac{n\pi_1 - 1}{n - 1} \frac{1}{n - 2} \left(\frac{p}{n} \bar{\tau} - \frac{1}{n} \sum_{i=1}^n H_{i,i} y_i(1) \right).
\end{aligned}$$

We next directly provide the exact variance of $\hat{\tau}_{\text{adj},2}^\dagger$ under the randomization-based framework. The derivation is elementary but quite tedious. The key intermediate steps can be found in the lemma below. But we refer interested readers to [this GitHub link](#) for the complete derivation.

$$\begin{aligned}
\text{var}^{\text{rd}}(\hat{\tau}_{\text{adj},2}^\dagger) &= \text{var}^{\text{rd}}(\hat{\tau}_{\text{unadj}}) + \text{var}^{\text{rd}}(\widehat{\mathbb{IF}}_{\text{unadj},2,2}^\dagger) - 2\text{cov}^{\text{rd}}(\hat{\tau}_{\text{unadj}}, \widehat{\mathbb{IF}}_{\text{unadj},2,2}^\dagger) \\
&= \left(\frac{\pi_0}{\pi_1} \right) \frac{1}{n} V_n \left[(y_i(1) - \bar{\tau}) - \sum_{j \neq i} H_{j,i} (y_j(1) - \bar{\tau}) \right] \\
&\quad + \left(\frac{\pi_0}{\pi_1} \right)^2 \frac{1}{n} \left\{ \frac{1}{n} \sum_{i=1}^n H_{i,i} (1 - H_{i,i}) (y_i(1) - \bar{\tau})^2 + \frac{1}{n} \sum_{1 \leq i \neq j \leq n} H_{i,j}^2 (y_i(1) - \bar{\tau}) (y_j(1) - \bar{\tau}) \right\} + o(n^{-1}) \\
&= \nu^{\text{rd}\dagger} + o(n^{-1}).
\end{aligned}$$

□

Lemma 5. *The variance of $\hat{\tau}_{\text{adj},2}^\dagger$ can be approximated as follows under Assumption 3:*

$$\begin{aligned}
\text{var}^{\text{rd}}(\hat{\tau}_{\text{adj},2}^\dagger) &= \left(\frac{\pi_0}{\pi_1} \right) \frac{1}{n} V_n \left[(y_i(1) - \bar{\tau}) - \sum_{j \neq i} H_{j,i} (y_j(1) - \bar{\tau}) \right] \\
&\quad + \left(\frac{\pi_0}{\pi_1} \right)^2 \frac{1}{n} \left\{ \frac{1}{n} \sum_{i=1}^n H_{i,i} (1 - H_{i,i}) (y_i(1) - \bar{\tau})^2 + \frac{1}{n} \sum_{1 \leq i \neq j \leq n} H_{i,j}^2 (y_i(1) - \bar{\tau}) (y_j(1) - \bar{\tau}) \right\} + o(n^{-1}) \\
&= \nu^{\text{rd}\dagger} + o(n^{-1}).
\end{aligned} \tag{25}$$

Proof. We use the following elementary decomposition.

$$\text{var}^{\text{rd}}(\hat{\tau}_{\text{adj},2}^\dagger) = \text{var}^{\text{rd}}(\hat{\tau}_{\text{unadj}}) + \text{var}^{\text{rd}}(\widehat{\mathbb{IF}}_{\text{unadj},2,2}^\dagger) - 2\text{cov}^{\text{rd}}(\hat{\tau}_{\text{unadj}}, \widehat{\mathbb{IF}}_{\text{unadj},2,2}^\dagger).$$

where $\text{var}^{\text{rd}}(\hat{\tau}_{\text{unadj}})$ has been derived before. We only need to derive $\text{var}^{\text{rd}}(\widehat{\mathbb{IF}}_{\text{unadj},2,2}^\dagger)$ and $\text{cov}^{\text{rd}}(\hat{\tau}_{\text{unadj}}, \widehat{\mathbb{IF}}_{\text{unadj},2,2}^\dagger)$.

Here we only give the exact form of $\text{var}^{\text{rd}}(\hat{\tau}_{\text{adj},2}^\dagger)$, and more details of the derivation can be found in the [this GitHub link](#),

$$\begin{aligned}
\text{var}^{\text{rd}}(\hat{\tau}_{\text{adj},2}^\dagger) &= \text{var}^{\text{rd}}(\hat{\tau}_{\text{unadj}}) + \text{var}^{\text{rd}}(\widehat{\mathbb{F}}_{\text{unadj},2,2}^\dagger) - 2\text{cov}^{\text{rd}}(\hat{\tau}_{\text{unadj}}, \widehat{\mathbb{F}}_{\text{unadj},2,2}^\dagger) \\
&= \frac{\pi_0}{\pi_1} \frac{1}{n} V_n(y(1)) \\
&\quad + \frac{1}{\pi_1^4} \frac{\pi_0}{\pi_1} \frac{p}{n^2} \left(\pi_1 - \frac{\pi_0}{n-1} \right) \left\{ \begin{aligned} &\frac{2n^6\pi_1^2 + n^5(-(p+6)\pi_1^3 - 10\pi_1^2 - 10\pi_1)}{(n-1)(n-2)^2(n-3)(n-4)(n-5)} \\ &+ \frac{n^4(-(13p+50)\pi_1^3 + (21p+124)\pi_1^2 + 28\pi_1 + 12)}{(n-1)(n-2)^2(n-3)(n-4)(n-5)} \\ &+ \frac{n^3((10p+432)\pi_1^3 + (69p-572)\pi_1^2 - (102p+14)\pi_1 - 48)}{(n-1)(n-2)^2(n-3)(n-4)(n-5)} \\ &+ \frac{n^2((148p-856)\pi_1^3 + (-390p+936)\pi_1^2 + (150p-4)\pi_1 + 120p+60)}{(n-1)(n-2)^2(n-3)(n-4)(n-5)} \\ &+ \frac{n((-240p+480)\pi_1^3 + (252p-480)\pi_1^2 + 336p\pi_1 - 360p-24)}{(n-1)(n-2)^2(n-3)(n-4)(n-5)} \\ &+ \frac{240p\pi_1^2 - 480p\pi_1 + 240p}{(n-1)(n-2)^2(n-3)(n-4)(n-5)} \end{aligned} \right\} \bar{\tau}^2 \\
&\quad + \frac{1}{\pi_1^4} \frac{\pi_0}{\pi_1} \frac{p}{n^2} \left(\pi_1 - \frac{\pi_0}{n-1} \right) \left\{ \begin{aligned} &\frac{n^3(-4\pi_1^3 + 2\pi_1)}{(n-2)(n-3)(n-4)(n-5)} + \frac{n^2((p+54)\pi_1^3 - (34+p)\pi_1^2 + 2\pi_1 - 4)}{(n-2)(n-3)(n-4)(n-5)} \\ &+ \frac{n((20p-120)\pi_1^3 + (-32p+80)\pi_1^2 + (14p-8)\pi_1 + 12)}{(n-2)(n-3)(n-4)(n-5)} \\ &+ \frac{-40p\pi_1^2 + 60p\pi_1 - 24p-8}{(n-2)(n-3)(n-4)(n-5)} \end{aligned} \right\} \bar{\tau}^{(2)} \\
&\quad + \frac{1}{\pi_1^4} \frac{\pi_0}{\pi_1} \frac{1}{n^2} \left(\pi_1 - \frac{\pi_0}{n-1} \right) \left(\pi_1 - \frac{2\pi_0}{n-2} \right) \left\{ \begin{aligned} &\frac{n^3(3\pi_1^2 - 2\pi_1)}{(n-3)(n-4)(n-5)} + \frac{n^2(11\pi_1^2 - 20\pi_1 + 6)}{(n-3)(n-4)(n-5)} \\ &+ \frac{n(20\pi_1^2 - 60\pi_1 + 42)}{(n-3)(n-4)(n-5)} \end{aligned} \right\} \bar{\tau}^2 \sum_{i=1}^n H_{i,i}^2 \\
&\quad + \frac{1}{\pi_1^4} \frac{\pi_0}{\pi_1} \frac{1}{n^2} \left(\pi_1 - \frac{\pi_0}{n-1} \right) \left\{ \begin{aligned} &\frac{n^3(-3\pi_1^3 + 5\pi_1^2 - 2\pi_1)}{(n-2)(n-3)(n-4)(n-5)} + \frac{n^2(-11\pi_1^3 + 20\pi_1^2 - 14\pi_1 + 4)}{(n-2)(n-3)(n-4)(n-5)} \\ &+ \frac{n(-20\pi_1^3 + 49\pi_1^2 - 44\pi_1 + 12)}{(n-2)(n-3)(n-4)(n-5)} + \frac{-20\pi_1^2 + 40\pi_1 - 16}{(n-2)(n-3)(n-4)(n-5)} \end{aligned} \right\} \bar{\tau}^{(2)} \sum_{i=1}^n H_{i,i}^2
\end{aligned}$$

$$\begin{aligned}
& + \frac{1}{\pi_1^4} \frac{\pi_0}{\pi_1} \frac{1}{n^2} \left(\pi_1 - \frac{\pi_0}{n-1} \right) \left\{ \begin{aligned} & \frac{-4n^6\pi_1^2 + n^5((2p+20)\pi_1^3 + 20\pi_1^2 + 16\pi_1)}{(n-1)(n-2)^2(n-3)(n-4)(n-5)} \\ & + \frac{n^4((24p-32)\pi_1^3 - (40p+180)\pi_1^2 - 48\pi_1 - 16)}{(n-1)(n-2)^2(n-3)(n-4)(n-5)} \\ & + \frac{n^3(-(54p+284)\pi_1^3 + (-80p+780)\pi_1^2 + (176p+48)\pi_1 + 48)}{(n-1)(n-2)^2(n-3)(n-4)(n-5)} \\ & + \frac{n^2((-180p+776)\pi_1^3 + (672p-1256)\pi_1^2 - (336p+48)\pi_1 - 192p-16)}{(n-1)(n-2)^2(n-3)(n-4)(n-5)} \\ & + \frac{n((400p-480)\pi_1^3 + (-616p+640)\pi_1^2 + (-368p+32)\pi_1 + 576p-48)}{(n-1)(n-2)^2(n-3)(n-4)(n-5)} \\ & + \frac{-320p\pi_1^2 + 720p\pi_1 - 384p + 32}{(n-1)(n-2)^2(n-3)(n-4)(n-5)} \end{aligned} \right\} \\
& \times \bar{\tau} \sum_{i=1}^n H_{i,i} y_i(1) \\
& + \frac{1}{\pi_1^4} \frac{\pi_0}{\pi_1} \frac{1}{n^2} \left(\pi_1 - \frac{\pi_0}{n-1} \right) \left\{ \begin{aligned} & \frac{n^4(-4\pi_1^3 + 4\pi_1^2)}{(n-2)(n-3)(n-4)(n-5)} + \frac{n^3(-10\pi_1^3 + 18\pi_1^2 - 16\pi_1)}{(n-2)(n-3)(n-4)(n-5)} \\ & + \frac{n^2(-18\pi_1^3 + 92\pi_1^2 - 48\pi_1 + 16)}{(n-2)(n-3)(n-4)(n-5)} + \frac{n(40\pi_1^3 + 22\pi_1^2 - 160\pi_1 + 48)}{(n-2)(n-3)(n-4)(n-5)} \\ & + \frac{40\pi_1^2 - 160\pi_1 + 128}{(n-2)(n-3)(n-4)(n-5)} \end{aligned} \right\} \bar{\tau} \sum_{i=1}^n H_{i,i}^2 y_i(1) \\
& + \frac{1}{\pi_1^4} \frac{\pi_0}{\pi_1} \frac{1}{n^2} \left(\pi_1 - \frac{\pi_0}{n-1} \right) \left\{ \begin{aligned} & \frac{2n^4\pi_1^3}{(n-2)(n-3)(n-4)(n-5)} + \frac{n^3(6\pi_1^3 - 24\pi_1^2)}{(n-2)(n-3)(n-4)(n-5)} \\ & + \frac{n^2(-32\pi_1^2 + 88\pi_1)}{(n-2)(n-3)(n-4)(n-5)} + \frac{n(40\pi_1^2 - 8\pi_1 - 96)}{(n-2)(n-3)(n-4)(n-5)} \\ & + \frac{-80\pi_1 + 96}{(n-2)(n-3)(n-4)(n-5)} \end{aligned} \right\} \\
& \times \bar{\tau} \sum_{1 \leq i \neq j \leq n} H_{i,i} H_{i,j} y_j(1) \\
& + \left\{ \begin{aligned} & \frac{1}{\pi_1^2} \frac{\pi_0}{\pi_1} \frac{n\pi_1 - 1}{n^2(n-1)} + \frac{1}{\pi_1^4} \frac{\pi_0}{\pi_1} \frac{1}{n^2} \left(\pi_1 - \frac{\pi_0}{n-1} \right) \\ & + \frac{n^4(4\pi_1^3 + 6\pi_1^2 - 4\pi_1)}{n(n-2)(n-3)(n-4)(n-5)} + \frac{n^3(-(2p+68)\pi_1^3 + (2p-12)\pi_1^2 + 12\pi_1 + 4)}{n(n-2)(n-3)(n-4)(n-5)} \\ & + \frac{n^2((-38p+160)\pi_1^3 + (52p+94)\pi_1^2 - (20p+48)\pi_1 - 8)}{n(n-2)(n-3)(n-4)(n-5)} \\ & + \frac{n(40p\pi_1^3 + (42p-200)\pi_1^2 + (-84p+24)\pi_1 + 24p+20)}{n(n-2)(n-3)(n-4)(n-5)} \\ & + \frac{40p\pi_1^2 - 120p\pi_1 + 72p - 16}{n(n-2)(n-3)(n-4)(n-5)} \end{aligned} \right\} \\
& \times \sum_{i=1}^n H_{i,i} y_i(1)^2
\end{aligned}$$

$$\begin{aligned}
& + \left\{ \frac{1}{\pi_1^2} \frac{\pi_0 - n^2 \pi_1 + n \pi_0 + 1}{n^3(n-1)} + \frac{1}{\pi_1^4} \frac{\pi_0}{\pi_1} \frac{1}{n^2} \left(\pi_1 - \frac{\pi_0}{n-1} \right) \right. \\
& \quad \left. \left(\frac{n^5(\pi_1^3 - \pi_1^2)}{n(n-2)(n-3)(n-4)(n-5)} + \frac{n^4(4\pi_1^3 - 12\pi_1^2 + 8\pi_1)}{n(n-2)(n-3)(n-4)(n-5)} \right. \right. \\
& \quad \left. + \frac{n^3(15\pi_1^3 + 11\pi_1^2 - 8\pi_1 - 8)}{n(n-2)(n-3)(n-4)(n-5)} + \frac{n^2(-20\pi_1^3 - 128\pi_1^2 + 108\pi_1 + 8)}{n(n-2)(n-3)(n-4)(n-5)} \right. \\
& \quad \left. \left. + \frac{n(-54\pi_1^2 + 116\pi_1 - 112) + 120\pi_1^2 + 16}{n(n-2)(n-3)(n-4)(n-5)} \right) \right\} \\
& \quad \times \sum_{i=1}^n H_{i,i}^2 y_i(1)^2 \\
& + \frac{1}{\pi_1^4} \frac{\pi_0}{\pi_1} \frac{1}{n^2} \left(\pi_1 - \frac{\pi_0}{n-1} \right) \left(\frac{-n^6 \pi_1^3 + n^5(-2\pi_1^3 + 12\pi_1^2) + n^4(15\pi_1^3 - 6\pi_1^2 - 44\pi_1)}{n(n-1)(n-2)^2(n-3)(n-4)(n-5)} \right. \\
& \quad + \frac{n^3(16\pi_1^3 - 124\pi_1^2 + 112\pi_1 + 48)}{n(n-1)(n-2)^2(n-3)(n-4)(n-5)} \\
& \quad + \frac{n^2(-44\pi_1^3 + 74\pi_1^2 + 124\pi_1 - 192)}{n(n-1)(n-2)^2(n-3)(n-4)(n-5)} \\
& \quad \left. + \frac{n(-80\pi_1^3 + 316\pi_1^2 - 448\pi_1 + 240) - 80\pi_1^2 + 160\pi_1 - 96}{n(n-1)(n-2)^2(n-3)(n-4)(n-5)} \right) \text{tr}^2(\hat{\Sigma}_y \hat{\Sigma}^-) \\
& + \frac{1}{\pi_1^4} \frac{\pi_0}{\pi_1} \frac{1}{n^2} \left(\pi_1 - \frac{\pi_0}{n-1} \right) \left\{ \frac{n^5(-\pi_1^3 + \pi_1^2) + n^4(\pi_1^3 + 2\pi_1^2 - 4\pi_1)}{n(n-2)(n-3)(n-4)(n-5)} \right. \\
& \quad \left. + \frac{n^3(4\pi_1^3 - 7\pi_1^2 + 4\pi_1 + 4) + n^2(4\pi_1^2 - 8)}{n(n-2)(n-3)(n-4)(n-5)} \right\} \text{tr}(\hat{\Sigma}_y \hat{\Sigma}^- \hat{\Sigma}_y \hat{\Sigma}^-) \\
& + \frac{1}{\pi_1^4} \frac{\pi_0}{\pi_1} \frac{1}{n^2} \left(\pi_1 - \frac{\pi_0}{n-1} \right) \left\{ \frac{-n^5 \pi_1^3 + n^4(15\pi_1^3 - 2\pi_1^2) + n^3((8p-50)\pi_1^3 - (6p+22)\pi_1^2 + 16\pi_1)}{n(n-2)(n-3)(n-4)(n-5)} \right. \\
& \quad + \frac{n^2((-20p+40)\pi_1^3 + (-18p+104)\pi_1^2 + (24p-40)\pi_1 - 16)}{n(n-2)(n-3)(n-4)(n-5)} \\
& \quad \left. + \frac{n((60p-80)\pi_1^2 + (-8p+8)\pi_1 - 24p+48) - 40p\pi_1 + 24p-32}{n(n-2)(n-3)(n-4)(n-5)} \right\} \\
& \quad \times \sum_{1 \leq i \neq j \leq n} H_{i,j} y_i(1) y_j(1) \\
& + \frac{1}{\pi_1^4} \frac{\pi_0}{\pi_1} \frac{1}{n^2} \left(\pi_1 - \frac{\pi_0}{n-1} \right) \left\{ \frac{n^4(-2\pi_1^3 + 2\pi_1^2) + n^3(-6\pi_1^3 + 16\pi_1^2 - 12\pi_1)}{n(n-2)(n-3)(n-4)(n-5)} \right. \\
& \quad \left. + \frac{n^2(14\pi_1^2 - 24\pi_1 + 16) + 4n\pi_1 - 16}{n(n-2)(n-3)(n-4)(n-5)} \right\} \sum_{1 \leq i \neq j \leq n} H_{i,i} H_{i,j} y_j(1)^2
\end{aligned}$$

$$+ \frac{1}{\pi_1^4} \frac{\pi_0}{\pi_1} \frac{1}{n^2} \left(\pi_1 - \frac{\pi_0}{n-1} \right) \left\{ \frac{-2n^5\pi_1^3 + n^4(-2\pi_1^3 + 20\pi_1^2) + n^3(12\pi_1^3 - 64\pi_1)}{n(n-2)(n-3)(n-4)(n-5)} \right. \\ \left. + \frac{n^2(-68\pi_1^2 + 56\pi_1 + 64) + n(72\pi_1 - 96) + 32}{n(n-2)(n-3)(n-4)(n-5)} \right\} \sum_{1 \leq i \neq j \leq n} H_{i,i} H_{i,j} y_i(1) y_j(1).$$

Then $\text{var}^{\text{rd}}(\hat{\tau}_{\text{adj},2}^\dagger)$ can be approximated as follows

$$\begin{aligned} \text{var}^{\text{rd}}(\hat{\tau}_{\text{adj},2}^\dagger) &= \frac{\pi_0}{\pi_1} \frac{1}{n} V_n(y(1)) + \left(2 \frac{\pi_0}{\pi_1^2} \frac{1}{n^2} - \frac{\pi_0}{\pi_1} \frac{p}{n^3} \right) \bar{\tau}^2 \sum_{i=1}^n H_{i,i} + \left(-2 \frac{\pi_0}{\pi_1^2} \frac{1}{n^2} + 3 \frac{\pi_0}{\pi_1} \frac{1}{n^2} \right) \bar{\tau}^2 \sum_{i=1}^n H_{i,i}^2 \\ &\quad + \left(-4 \frac{\pi_0}{\pi_1^2} \frac{1}{n^2} + 2 \frac{\pi_0}{\pi_1} \frac{p}{n^3} \right) \bar{\tau} \sum_{i=1}^n H_{i,i} y_i(1) + 4 \left(\frac{\pi_0}{\pi_1} \right)^2 \frac{1}{n^2} \bar{\tau} \sum_{i=1}^n H_{i,i}^2 y_i(1) \\ &\quad + 2 \frac{\pi_0}{\pi_1} \frac{1}{n^2} \bar{\tau} \sum_{1 \leq i \neq j \leq n} H_{i,i} H_{i,j} y_j(1) + \frac{\pi_0}{\pi_1^2} \frac{1}{n^2} \sum_{i=1}^n H_{i,i} y_i(1)^2 - \left(\frac{\pi_0}{\pi_1^2} \frac{1}{n^2} + \left(\frac{\pi_0}{\pi_1} \right)^2 \frac{1}{n^2} \right) \sum_{i=1}^n H_{i,i}^2 y_i(1)^2 \\ &\quad - \frac{\pi_0}{\pi_1} \frac{1}{n^3} \text{tr}^2(\hat{\Sigma}_y \hat{\Sigma}^-) + \left(\frac{\pi_0}{\pi_1} \right)^2 \frac{1}{n^2} \text{tr}(\hat{\Sigma}_y \hat{\Sigma}^- \hat{\Sigma}_y \hat{\Sigma}^-) - \frac{\pi_0}{\pi_1} \frac{1}{n^2} \sum_{1 \leq i \neq j \leq n} H_{i,j} y_i(1) y_j(1) \\ &\quad - 2 \frac{\pi_0}{\pi_1} \frac{1}{n^2} \sum_{1 \leq i \neq j \leq n} H_{i,i} H_{i,j} y_i(1) y_j(1) + o(n^{-1}) \\ &= \frac{\pi_0}{\pi_1} \frac{1}{n} V_n(y(1)) + 2 \frac{\pi_0}{\pi_1^2} \frac{1}{n^2} \bar{\tau}^2 \left(p - \sum_{i=1}^n H_{i,i}^2 \right) + \frac{\pi_0}{\pi_1} \frac{1}{n^2} \bar{\tau}^2 \left(3 \sum_{i=1}^n H_{i,i}^2 - \frac{p^2}{n} \right) \\ &\quad + 4 \frac{\pi_0}{\pi_1} \frac{1}{n^2} \bar{\tau} \sum_{i=1}^n H_{i,i} \left(\frac{\pi_0}{\pi_1} H_{i,i} - \frac{1}{\pi_1} \right) y_i(1) + 2 \frac{\pi_0}{\pi_1} \frac{1}{n^2} \bar{\tau} \left(\frac{p}{n} \sum_{i=1}^n H_{i,i} y_i(1) + \sum_{1 \leq i \neq j \leq n} H_{i,i} H_{i,j} y_j(1) \right) \\ &\quad + \frac{\pi_0}{\pi_1} \frac{1}{n^2} \sum_{i=1}^n H_{i,i} \left(\frac{1}{\pi_1} - \frac{1 + \pi_0}{\pi_1} H_{i,i} \right) y_i(1)^2 - \frac{\pi_0}{\pi_1} \frac{1}{n} \left(\frac{1}{n} \sum_{i=1}^n H_{i,i} y_i(1) \right)^2 \\ &\quad + \left(\frac{\pi_0}{\pi_1} \right)^2 \frac{1}{n^2} \sum_{i=1}^n \sum_{j=1}^n H_{i,j}^2 y_i(1) y_j(1) - \frac{\pi_0}{\pi_1} \frac{1}{n^2} \sum_{1 \leq i \neq j \leq n} H_{i,j} (1 + 2H_{j,j}) y_i(1) y_j(1) + o(n^{-1}) \\ &= \frac{\pi_0}{\pi_1} \frac{1}{n} V_n(y(1)) + 2 \frac{\pi_0}{\pi_1} \left(1 + \frac{\pi_0}{\pi_1} \right) \frac{1}{n^2} \bar{\tau}^2 \left(p - \sum_{i=1}^n H_{i,i}^2 \right) + \frac{\pi_0}{\pi_1} \frac{1}{n^2} \bar{\tau}^2 \left(3 \sum_{i=1}^n H_{i,i}^2 - \frac{p^2}{n} \right) \\ &\quad - 4 \left(\frac{\pi_0}{\pi_1} \right)^2 \frac{1}{n^2} \bar{\tau} \sum_{i=1}^n H_{i,i} (1 - H_{i,i}) y_i(1) - 4 \frac{\pi_0}{\pi_1} \frac{1}{n^2} \bar{\tau} \sum_{i=1}^n H_{i,i} y_i(1) \\ &\quad + 2 \frac{\pi_0}{\pi_1} \frac{1}{n^2} \bar{\tau} \left(\frac{p}{n} \sum_{i=1}^n H_{i,i} y_i(1) + \sum_{1 \leq i \neq j \leq n} H_{i,i} H_{i,j} y_j(1) \right) \\ &\quad + \frac{\pi_0}{\pi_1} \left(1 + \frac{\pi_0}{\pi_1} \right) \frac{1}{n^2} \sum_{i=1}^n H_{i,i} (1 - H_{i,i}) y_i(1)^2 - \left(\frac{\pi_0}{\pi_1} \right)^2 \frac{1}{n^2} \sum_{i=1}^n H_{i,i}^2 y_i(1)^2 - \frac{\pi_0}{\pi_1} \frac{1}{n} \left(\frac{1}{n} \sum_{i=1}^n H_{i,i} y_i(1) \right)^2 \\ &\quad + \left(\frac{\pi_0}{\pi_1} \right)^2 \frac{1}{n^2} \sum_{i=1}^n \sum_{j=1}^n H_{i,j}^2 y_i(1) y_j(1) - \frac{\pi_0}{\pi_1} \frac{1}{n^2} \sum_{1 \leq i \neq j \leq n} H_{i,j} (1 + 2H_{j,j}) y_i(1) y_j(1) + o(n^{-1}) \end{aligned}$$

$$\begin{aligned}
&= \frac{\pi_0}{\pi_1} \frac{1}{n} \left\{ \frac{1}{n} \sum_{i=1}^n (y_i(1) - \bar{\tau})^2 \right\} - \frac{\pi_0}{\pi_1} \frac{1}{n} \left\{ \frac{1}{n} \sum_{1 \leq i \neq j \leq n} H_{i,j} (1 + 2H_{j,j}) (y_i(1) - \bar{\tau}) (y_j(1) - \bar{\tau}) \right\} \\
&\quad + 2 \frac{\pi_0}{\pi_1} \frac{1}{n^2} \bar{\tau} \sum_{i=1}^n H_{i,i}^2 y_i(1) - \frac{\pi_0}{\pi_1} \frac{1}{n^2} \bar{\tau}^2 \left(p + 2 \sum_{i=1}^n H_{i,i}^2 \right) + \frac{\pi_0}{\pi_1} \frac{1}{n^2} \bar{\tau}^2 \left(3 \sum_{i=1}^n H_{i,i}^2 \right) \\
&\quad + \frac{\pi_0}{\pi_1} \left\{ 1 + \frac{\pi_0}{\pi_1} \right\} \frac{1}{n^2} \sum_{i=1}^n H_{i,i} (1 - H_{i,i}) (y_i - \bar{\tau})^2 - 2 \frac{\pi_0}{\pi_1} \frac{1}{n^2} \bar{\tau} \sum_{i=1}^n H_{i,i}^2 y_i(1) + \frac{\pi_0}{\pi_1} \frac{1}{n^2} \bar{\tau}^2 \left(p - \sum_{i=1}^n H_{i,i}^2 \right) \\
&\quad - \frac{\pi_0}{\pi_1} \left\{ \frac{1}{n} \sum_{i=1}^n (1 + H_{i,i}) (y_i(1) - \bar{\tau}) \right\}^2 + \left(\frac{\pi_0}{\pi_1} \right)^2 \frac{1}{n^2} \left\{ \sum_{i=1}^n \sum_{j=1}^n H_{i,j}^2 (y_i - \bar{\tau}) (y_j - \bar{\tau}) - \sum_{i=1}^n H_{i,i}^2 (y_i - \bar{\tau})^2 \right\} \\
&\quad + o(n^{-1}) \\
&= \frac{\pi_0}{\pi_1} \frac{1}{n} \left\{ \frac{1}{n} \sum_{i=1}^n (y_i(1) - \bar{\tau})^2 - \frac{1}{n} \sum_{1 \leq i \neq j \leq n} H_{i,j} (1 + 2H_{j,j}) (y_i(1) - \bar{\tau}) (y_j(1) - \bar{\tau}) \right\} \\
&\quad + \frac{\pi_0}{\pi_1} \left\{ 1 + \frac{\pi_0}{\pi_1} \right\} \frac{1}{n^2} \sum_{i=1}^n H_{i,i} (1 - H_{i,i}) (y_i - \bar{\tau})^2 - \frac{\pi_0}{\pi_1} \left\{ \frac{1}{n} \sum_{i=1}^n (1 + H_{i,i}) (y_i(1) - \bar{\tau}) \right\}^2 \\
&\quad + \left(\frac{\pi_0}{\pi_1} \right)^2 \frac{1}{n^2} \left\{ \sum_{i=1}^n \sum_{j=1}^n H_{i,j}^2 (y_i - \bar{\tau}) (y_j - \bar{\tau}) - \sum_{i=1}^n H_{i,i}^2 (y_i - \bar{\tau})^2 \right\} + o(n^{-1}) \\
&= \left(\frac{\pi_0}{\pi_1} \right) \frac{1}{n} V_n \left[(y_i(1) - \bar{\tau}) - \sum_{j \neq i} H_{j,i} (y_j(1) - \bar{\tau}) \right] \\
&\quad + \left(\frac{\pi_0}{\pi_1} \right)^2 \frac{1}{n} \left\{ \frac{1}{n} \sum_{i=1}^n H_{i,i} (1 - H_{i,i}) (y_i(1) - \bar{\tau})^2 + \frac{1}{n} \sum_{1 \leq i \neq j \leq n} H_{i,j}^2 (y_i(1) - \bar{\tau}) (y_j(1) - \bar{\tau}) \right\} + o(n^{-1}) \\
&= \nu^{\text{rd}\dagger} + o(n^{-1}).
\end{aligned}$$

□

B Variance Estimators

In this section, we briefly discuss how to estimate the variance of the proposed HOIF-motivated estimator $\hat{\tau}_{\text{adj},2}$ or $\hat{\tau}_{\text{adj},3}$. In terms of $\hat{\tau}_{\text{db}}$ or equivalently $\hat{\tau}_{\text{adj},2}^\dagger$, we refer readers to Lu et al. [37]. Since we have been focusing on $\bar{\tau}$ rather than the ATE, we decide not to consider the issue of non-identifiability of $\text{cov}(y(0), y(1))$ in the main text, which has been studied quite extensively in works such as Robins [33] and Aronow et al. [34]. See also Rosenbaum [66] including the comment by Robins [67] for more related discussions.

To simplify our discussion, we only estimate the main terms in $\text{var}^{\text{rd}}(\hat{\tau}_{\text{adj},2})$ and $\text{var}^{\text{rd}}(\hat{\tau}_{\text{adj},3})$ and ignore all the terms of $o(1/n)$ under Assumption 3, as indicated in Theorem 1 and Proposition 2. Since $\text{var}^{\text{rd}}(\hat{\tau}_{\text{adj},2})$ and $\text{var}^{\text{rd}}(\hat{\tau}_{\text{adj},3})$ share the same main term, to ease exposition, we denote this main term as

$$\nu := - \frac{\pi_0}{\pi_1} \frac{1}{n^2} \sum_{1 \leq i \neq j \leq n} H_{i,j} (1 + 2H_{j,j}) y_i(1) y_j(1) + \frac{\pi_0}{\pi_1} \frac{1}{n^2} \sum_{i=1}^n H_{i,i} \left(\frac{1}{\pi_1} - \frac{\pi_0 + 1}{\pi_1} H_{i,i} \right) y_i(1)^2$$

$$+ \left(\frac{\pi_0}{\pi_1} \right)^2 \frac{1}{n^2} \text{tr} \left(\left(\widehat{\Sigma}_y \widehat{\Sigma}^- \right)^2 \right) - \frac{\pi_0}{\pi_1} \frac{1}{n^3} \text{tr}^2 \left(\widehat{\Sigma}_y \widehat{\Sigma}^- \right) - 2\bar{\tau} \cdot \frac{\pi_0}{\pi_1} \frac{1}{n^2} \text{tr} \left(\widehat{\Sigma}_y \widehat{\Sigma}^- \right).$$

We can then simply construct the following estimator of ν :

$$\begin{aligned} \widehat{\nu} := & -\frac{\pi_0}{\pi_1} \frac{1}{n^2} \sum_{1 \leq i \neq j \leq n} \frac{t_i y_i}{\pi_1} H_{i,j} (1 + H_{j,j}) \frac{t_j y_j}{\pi_1} + \frac{\pi_0}{\pi_1} \frac{1}{n^2} \sum_{i=1}^n H_{i,i} \left(\frac{1}{\pi_1} - \frac{\pi_0 + 1}{\pi_1} H_{i,i} \right) \frac{t_i y_i^2}{\pi_1} \\ & + \left(\frac{\pi_0}{\pi_1} \right)^2 \frac{1}{n^2} \sum_{1 \leq i \neq j \leq n} H_{i,j}^2 \frac{t_i y_i}{\pi_1} \frac{t_j y_j}{\pi_1} + \left(\frac{\pi_0}{\pi_1} \right)^2 \frac{1}{n^2} \sum_{i=1}^n H_{i,i}^2 \frac{t_i y_i^2}{\pi_1} \\ & - \frac{\pi_0}{\pi_1} \frac{1}{n^3} \sum_{1 \leq i \neq j \leq n} H_{i,i} \frac{t_i y_i}{\pi_1} H_{j,j} \frac{t_j y_j}{\pi_1} - \frac{\pi_0}{\pi_1} \frac{1}{n^3} \sum_{i=1}^n H_{i,i}^2 \frac{t_i y_i^2}{\pi_1} - 2\widehat{\tau}_{\text{unadj}} \cdot \frac{\pi_0}{\pi_1} \frac{1}{n^2} \sum_{i=1}^n H_{i,i} \frac{t_i y_i}{\pi_1}. \end{aligned}$$

C Preparatory Technical Results

In this section, we claim several useful technical results, which should be well known. We provide the proof for the sake of completeness.

We first state some useful results regarding the projection “hat” matrix \mathbf{H} .

Lemma 6. *The following assertions hold for \mathbf{H} :*

$$\mathbf{H}^2 = \mathbf{H}, \text{tr}(\mathbf{H}) \equiv p \wedge n, \text{ and } \mathbb{1}^\top \mathbf{H} \mathbf{v} \equiv \sum_{i=1}^n \sum_{j=1}^n H_{i,j} v_j \equiv 0 \text{ for any } \mathbf{v} := (v_1, \dots, v_n)^\top.$$

Proof. The first two assertions are simple facts of projection “hat” matrices. The third claim follows by observing that $\sum_{i=1}^n (\mathbf{x}_i - \bar{\mathbf{x}}) \equiv 0$. \square

The next lemma characterizes low-order moments of the treatment assignment indicators under CRE.

Lemma 7. *Under CRE, we have*

$$\mathbb{E} \left[\prod_{i=1}^j t_i \right] = \pi_1 \prod_{i=1}^{j-1} \frac{n\pi_1 - i}{n - i} = \pi_1 \prod_{i=1}^{j-1} \frac{n_1 - i}{n - i}. \quad (26)$$

The following result on the Bernoulli sampling is elementary. We state it nonetheless for completeness.

Lemma 8. *Under the Bernoulli sampling, we have, $t_i \stackrel{\text{i.i.d.}}{\sim} \text{Bernoulli}(\pi_1)$, so*

$$\mathbb{E} \left[\prod_{i=1}^j t_i \right] \equiv \pi_1^j. \quad (27)$$

Lemma 9. *Under CRE, the following assertions hold:*

$$\mathbb{E} \left[\prod_{i=1}^m t_i \widehat{\tau}_{\text{unadj}} \right] = \bar{\tau} \cdot \prod_{i=1}^m \frac{n_1 - i}{n - i} + \prod_{i=1}^{m-1} \frac{n_1 - i}{n - i} \frac{\pi_0}{n - m} \left(\sum_{j=1}^m y_j(1) \right),$$

and

$$\begin{aligned} & \mathbb{E} \left[\prod_{i=1}^m t_i (\hat{\tau}_{\text{unadj}})^2 \right] \\ &= \frac{1}{\pi_1} \frac{1}{n^2} \left\{ \prod_{i=1}^m \frac{n_1 - i}{n - i} \left(\sum_{k=1}^n y_k(1)^2 \right) + \prod_{i=1}^{m-1} \frac{n_1 - i}{n - i} \frac{n\pi_0}{n - m} \left(\sum_{j=1}^m y_j(1)^2 \right) + \prod_{i=1}^{m+1} \frac{n_1 - i}{n - i} \sum_{k \neq l} y_k(1) y_l(1) \right. \\ & \quad \left. + \prod_{i=1}^m \frac{n_1 - i}{n - i} \frac{n\pi_0}{n - (m+1)} \left\{ \sum_{k \neq \{1, \dots, m\}} y_k(1) \left(\sum_{j=1}^m y_j(1) \right) + \sum_{l \neq \{1, \dots, m\}} y_k(1) \left(\sum_{j=1}^m y_j(1) \right) \right\} \right. \\ & \quad \left. + \prod_{i=m}^{m-1} \frac{n_1 - i}{n - i} \left(1 - \prod_{i=m}^{m+1} \frac{n_1 - i}{n - i} \right) \sum_{\{i \neq j | i, j \in \{1, \dots, m\}\}} y_i y_j \right\}. \end{aligned}$$

where $i = 1, \dots, m$ represents different subscripts.

Proof.

$$\begin{aligned} & \mathbb{E} \left[\prod_{i=1}^m t_i \left(\frac{1}{n} \sum_{k=1}^n \frac{t_k}{\pi_1} y_k(1) \right) \right] = \frac{1}{\pi_1} \frac{1}{n} \sum_{k=1}^n y_k(1) \mathbb{E} \left[t_k \prod_{i=1}^m t_i \right] \\ &= \frac{1}{\pi_1} \frac{1}{n} \left\{ \sum_{k \neq \{1, \dots, m\}} y_k(1) \mathbb{E} \left[t_k \prod_{i=1}^m t_i \right] + \sum_{j=1}^m y_j(1) \mathbb{E} \left[t_j \prod_{i=1}^m t_i \right] \right\} \\ &= \frac{1}{\pi_1} \frac{1}{n} \left\{ \sum_{k \neq \{1, \dots, m\}} y_k(1) \mathbb{E} \left[t_k \prod_{i=1}^m t_i \right] + \sum_{j=1}^m y_j(1) \mathbb{E} \left[\prod_{i=1}^m t_i \right] \right\} \\ &= \frac{1}{n} \left\{ \prod_{i=1}^m \frac{n_1 - i}{n - i} \left(\sum_{k=1}^n y_k(1) - \sum_{j=1}^m y_j(1) \right) + \prod_{i=1}^{m-1} \frac{n_1 - i}{n - i} \sum_{j=1}^m y_j(1) \right\} \\ &= \prod_{i=1}^m \frac{n_1 - i}{n - i} \left(\frac{1}{n} \sum_{k=1}^n y_k(1) \right) + \prod_{i=1}^{m-1} \frac{n_1 - i}{n - i} \left(1 - \frac{n_1 - m}{n - m} \right) \frac{1}{n} \sum_{j=1}^m y_j(1) \\ &= \bar{\tau} \cdot \prod_{i=1}^m \frac{n_1 - i}{n - i} + \prod_{i=1}^{m-1} \frac{n_1 - i}{n - i} \frac{n\pi_0}{n - m} \left(\sum_{j=1}^m y_j(1) \right). \end{aligned}$$

$$\begin{aligned} & \mathbb{E}[t_j \hat{\tau}_{\text{unadj}}^2] = \mathbb{E} \left[t_j \frac{1}{n^2} \sum_{k=1}^n \sum_{l=1}^n \frac{t_k t_l}{\pi_1^2} y_k(1) y_l(1) \right] \\ &= \frac{1}{\pi_1^2} \frac{1}{n^2} \sum_{1 \leq k \neq l \leq n} y_k(1) y_l(1) \mathbb{E}[t_j t_k t_l] + \frac{1}{\pi_1^2} \frac{1}{n^2} \sum_{k=1}^n y_k(1)^2 \mathbb{E}[t_j t_k] \\ &= \frac{1}{\pi_1} \frac{1}{n^2} \sum_{k \neq l \neq j} y_k(1) y_l(1) \left(\pi_1 - \frac{\pi_0}{n-1} \right) \left(\pi_1 - \frac{2\pi_0}{n-2} \right) + \frac{2}{\pi_1} \frac{1}{n^2} \sum_{k \neq j} y_k(1) y_j(1) \left(\pi_1 - \frac{\pi_0}{n-1} \right) \\ & \quad + \frac{1}{\pi_1} \frac{1}{n^2} \sum_{k \neq j} y_k(1)^2 \left(\pi_1 - \frac{\pi_0}{n-1} \right) + \frac{1}{\pi_1} \frac{1}{n^2} y_j(1)^2 \end{aligned}$$

$$\begin{aligned}
&= \frac{1}{\pi_1} \left(\pi_1 - \frac{\pi_0}{n-1} \right) \left(\pi_1 - \frac{2\pi_0}{n-2} \right) \left\{ \bar{\tau}^2 - \frac{2}{n^2} \sum_{k \neq j} y_k(1) y_j(1) - \frac{1}{n^2} \sum_{k \neq j} y_k(1)^2 - \frac{1}{n^2} y_j(1)^2 \right\} \\
&\quad + \frac{2}{\pi_1} \left(\pi_1 - \frac{\pi_0}{n-1} \right) \left(\bar{\tau} \frac{1}{n} y_j(1) - \frac{1}{n^2} y_j(1)^2 \right) + \frac{1}{\pi_1} \left(\pi_1 - \frac{\pi_0}{n-1} \right) \left(\frac{1}{n^2} \sum_{k=1}^n y_k(1)^2 - \frac{1}{n^2} y_j(1)^2 \right) + \frac{1}{\pi_1} \frac{1}{n^2} y_j(1)^2 \\
&= \frac{1}{\pi_1} \left(\pi_1 - \frac{\pi_0}{n-1} \right) \left(\pi_1 - \frac{2\pi_0}{n-2} \right) \left\{ \bar{\tau}^2 - 2\bar{\tau} \frac{1}{n} y_j(1) + \frac{2}{n^2} y_j(1)^2 - \frac{1}{n^2} \sum_{k=1}^n y_k(1)^2 \right\} \\
&\quad + \frac{2}{\pi_1} \left(\pi_1 - \frac{\pi_0}{n-1} \right) \left(\bar{\tau} \frac{1}{n} y_j(1) - \frac{1}{n^2} y_j(1)^2 \right) + \frac{1}{\pi_1} \left(\pi_1 - \frac{\pi_0}{n-1} \right) \left(\frac{1}{n^2} \sum_{k=1}^n y_k(1)^2 - \frac{1}{n^2} y_j(1)^2 \right) + \frac{1}{\pi_1} \frac{1}{n^2} y_j(1)^2 \\
&= \frac{1}{\pi_1} \left(\pi_1 - \frac{\pi_0}{n-1} \right) \left(\pi_1 - \frac{2\pi_0}{n-2} \right) \bar{\tau}^2 + 2\frac{\pi_0}{\pi_1} \left(\pi_1 - \frac{\pi_0}{n-1} \right) \bar{\tau} \frac{1}{n-2} y_j(1) + \frac{\pi_0}{\pi_1} \left(\pi_1 - \frac{\pi_0}{n-1} \right) \frac{1}{n(n-2)} \sum_{k=1}^n y_k(1)^2 \\
&\quad + \frac{1}{\pi_1} \left\{ 2 \left(\pi_1 - \frac{\pi_0}{n-1} \right) \left(\pi_1 - \frac{2\pi_0}{n-2} \right) - 3 \left(\pi_1 - \frac{\pi_0}{n-1} \right) + 1 \right\} \frac{1}{n^2} y_j(1)^2 \\
&= \frac{1}{\pi_1} \left(\pi_1 - \frac{\pi_0}{n-1} \right) \left(\pi_1 - \frac{2\pi_0}{n-2} \right) \bar{\tau}^2 + 2\frac{\pi_0}{\pi_1} \left(\pi_1 - \frac{\pi_0}{n-1} \right) \bar{\tau} \frac{1}{n-2} y_j(1) + \frac{\pi_0}{\pi_1} \left(\pi_1 - \frac{\pi_0}{n-1} \right) \frac{1}{n-2} \bar{\tau}^{(2)} \\
&\quad - 2\frac{\pi_0}{\pi_1} \left(\pi_1 - \frac{\pi_0}{n-1} \right) \frac{1}{n(n-2)} y_j(1)^2 + \frac{\pi_0}{\pi_1} \frac{1}{n(n-1)} y_j(1)^2
\end{aligned}$$

$$\begin{aligned}
\mathbb{E}[t_i t_j \hat{\tau}_{\text{unadj}}^2] &= \mathbb{E} \left[t_i t_j \frac{1}{n^2} \sum_{k=1}^n \sum_{l=1}^n \frac{t_k t_l}{\pi_1^2} y_k(1) y_l(1) \right] \\
&= \frac{1}{n^2} \frac{1}{\pi_1^2} \left(\sum_{1 \leq k \neq l \leq n} y_k(1) y_l(1) \mathbb{E}[t_i t_j t_k t_l] + \sum_{k=1}^n y_k(1)^2 \mathbb{E}[t_i t_j t_k] \right) \\
&= \frac{1}{n^2} \frac{1}{\pi_1^2} \left(\sum_{k \neq l \neq i \neq j} y_k(1) y_l(1) \mathbb{E}[t_i t_j t_k t_l] + 2 \sum_{k \neq i \neq j} y_k(1) (y_i(1) + y_j(1)) \mathbb{E}[t_i t_j t_k] + 2 y_i(1) y_j(1) \mathbb{E}[t_i t_j] \right) \\
&\quad + \frac{1}{n^2} \frac{1}{\pi_1^2} \left(\sum_{k \neq i \neq j} y_k(1)^2 \mathbb{E}[t_i t_j t_k] + (y_i(1)^2 + y_j(1)^2) \mathbb{E}[t_i t_j] \right) \\
&= \frac{1}{n^2} \frac{1}{\pi_1} \sum_{k \neq l \neq i \neq j} y_k(1) y_l(1) \left(\pi_1 - \frac{\pi_0}{n-1} \right) \left(\pi_1 - \frac{2\pi_0}{n-2} \right) \left(\pi_1 - \frac{3\pi_0}{n-3} \right) \\
&\quad + \frac{1}{n^2} \frac{1}{\pi_1} \sum_{k \neq i \neq j} \{ 2 y_k(1) (y_i(1) + y_j(1)) + y_k(1)^2 \} \left(\pi_1 - \frac{\pi_0}{n-1} \right) \left(\pi_1 - \frac{2\pi_0}{n-2} \right) \\
&\quad + \frac{1}{n^2} \frac{1}{\pi_1} (y_i(1) + y_j(1))^2 \left(\pi_1 - \frac{\pi_0}{n-1} \right) \\
&= \frac{1}{\pi_1} \left(\bar{\tau}^2 - 2\bar{\tau} \frac{y_i(1) + y_j(1)}{n} + \frac{2(y_i(1)^2 + y_i(1)y_j(1) + y_j(1)^2)}{n^2} - \frac{1}{n^2} \sum_{k=1}^n y_k(1)^2 \right) \\
&\quad \times \left(\pi_1 - \frac{\pi_0}{n-1} \right) \left(\pi_1 - \frac{2\pi_0}{n-2} \right) \left(\pi_1 - \frac{3\pi_0}{n-3} \right) \\
&\quad + \frac{1}{\pi_1} \left\{ 2\bar{\tau} \frac{y_i(1) + y_j(1)}{n} - \frac{2(y_i(1)^2 + y_i(1)y_j(1) + y_j(1)^2) + (y_i(1) + y_j(1))^2}{n^2} + \frac{1}{n^2} \sum_{k=1}^n y_k(1)^2 \right\}
\end{aligned}$$

$$\begin{aligned}
& \times \left(\pi_1 - \frac{\pi_0}{n-1} \right) \left(\pi_1 - \frac{2\pi_0}{n-2} \right) \\
& + \frac{1}{\pi_1} \left(\frac{y_i(1) + y_j(1)}{n} \right)^2 \left(\pi_1 - \frac{\pi_0}{n-1} \right) \\
& = \frac{1}{\pi_1} \left(\pi_1 - \frac{\pi_0}{n-1} \right) \left(\pi_1 - \frac{2\pi_0}{n-2} \right) \left(\pi_1 - \frac{3\pi_0}{n-3} \right) \bar{\tau}^2 + \frac{2\pi_0}{\pi_1} \left(\pi_1 - \frac{\pi_0}{n-1} \right) \left(\pi_1 - \frac{2\pi_0}{n-2} \right) \bar{\tau} \frac{y_i(1) + y_j(1)}{n-3} \\
& + \frac{\pi_0}{\pi_1} \left(\pi_1 - \frac{\pi_0}{n-1} \right) \left(\pi_1 - \frac{2\pi_0}{n-2} \right) \frac{1}{n-3} \bar{\tau}^{(2)} \\
& - \frac{\pi_0}{\pi_1} \left(\pi_1 - \frac{\pi_0}{n-1} \right) \left(\pi_1 - \frac{2\pi_0}{n-2} \right) \frac{2(y_i(1)^2 + y_i(1)y_j(1) + y_j(1)^2)}{n(n-3)} + \frac{\pi_0}{\pi_1} \left(\pi_1 - \frac{\pi_0}{n-1} \right) \frac{(y_i(1) + y_j(1))^2}{n(n-2)}.
\end{aligned}$$

$$\begin{aligned}
\mathbb{E}[t_i t_j t_k \hat{\tau}_{\text{unadj}}^2] &= \frac{1}{n^2 \pi_1^2} \sum_{l=1}^n \sum_{m=1}^n y_l(1) y_m(1) \mathbb{E}[t_i t_j t_k t_l t_m] \\
&= \frac{1}{n^2 \pi_1^2} \sum_{1 \leq l \neq m \leq n} y_l(1) y_m(1) \mathbb{E}[t_i t_j t_k t_l t_m] + \frac{1}{n^2 \pi_1^2} \sum_{l=1}^n y_l(1)^2 \mathbb{E}[t_i t_j t_k t_l] \\
&= \frac{1}{n^2 \pi_1} \sum_{l \neq m \neq i \neq j \neq k} y_l(1) y_m(1) \left(\pi_1 - \frac{\pi_0}{n-1} \right) \left(\pi_1 - \frac{2\pi_0}{n-2} \right) \left(\pi_1 - \frac{3\pi_0}{n-3} \right) \left(\pi_1 - \frac{4\pi_0}{n-4} \right) \\
&+ \frac{2}{n^2 \pi_1} \sum_{l \neq i \neq j \neq k} y_l(1) (y_i(1) + y_j(1) + y_k(1)) \left(\pi_1 - \frac{\pi_0}{n-1} \right) \left(\pi_1 - \frac{2\pi_0}{n-2} \right) \left(\pi_1 - \frac{3\pi_0}{n-3} \right) \\
&+ \frac{2}{n^2 \pi_1} (y_i(1) y_j(1) + y_i(1) y_k(1) + y_j(1) y_k(1)) \left(\pi_1 - \frac{\pi_0}{n-1} \right) \left(\pi_1 - \frac{2\pi_0}{n-2} \right) \\
&+ \frac{1}{n^2 \pi_1} \sum_{l \neq i \neq j \neq k} y_l(1)^2 \left(\pi_1 - \frac{\pi_0}{n-1} \right) \left(\pi_1 - \frac{2\pi_0}{n-2} \right) \left(\pi_1 - \frac{3\pi_0}{n-3} \right) \\
&+ \frac{1}{n^2 \pi_1} (y_i(1)^2 + y_j(1)^2 + y_k(1)^2) \left(\pi_1 - \frac{\pi_0}{n-1} \right) \left(\pi_1 - \frac{2\pi_0}{n-2} \right) \\
&= \frac{1}{\pi_1} \left(\pi_1 - \frac{\pi_0}{n-1} \right) \left(\pi_1 - \frac{2\pi_0}{n-2} \right) \left(\pi_1 - \frac{3\pi_0}{n-3} \right) \left(\pi_1 - \frac{4\pi_0}{n-4} \right) \left\{ + \frac{2}{n^2} \sum_{r,s \in \{i,j,k\}} y_r(1) y_s(1) - \frac{1}{n^2} \sum_{l=1}^n y_l(1)^2 \right\} \\
&+ \frac{1}{\pi_1} \left(\pi_1 - \frac{\pi_0}{n-1} \right) \left(\pi_1 - \frac{2\pi_0}{n-2} \right) \left(\pi_1 - \frac{3\pi_0}{n-3} \right) \left\{ 2\bar{\tau} \cdot \frac{y_i(1) + y_j(1) + y_k(1)}{n} - 2 \frac{(y_i(1) + y_j(1) + y_k(1))^2}{n^2} \right. \\
&\quad \left. - \frac{y_i(1)^2 + y_j(1)^2 + y_k(1)^2}{n^2} + \frac{1}{n^2} \sum_{l=1}^n y_l(1)^2 \right\} \\
&+ \frac{1}{\pi_1} \left(\pi_1 - \frac{\pi_0}{n-1} \right) \left(\pi_1 - \frac{2\pi_0}{n-2} \right) \left(\frac{y_i(1) + y_j(1) + y_k(1)}{n} \right)^2 \\
&= \frac{1}{\pi_1} \left(\pi_1 - \frac{\pi_0}{n-1} \right) \left(\pi_1 - \frac{2\pi_0}{n-2} \right) \left(\pi_1 - \frac{3\pi_0}{n-3} \right) \left(\pi_1 - \frac{4\pi_0}{n-4} \right) \bar{\tau}^2 \\
&+ \frac{2\pi_0}{\pi_1} \left(\pi_1 - \frac{\pi_0}{n-1} \right) \left(\pi_1 - \frac{2\pi_0}{n-2} \right) \left(\pi_1 - \frac{3\pi_0}{n-3} \right) \bar{\tau} \cdot \frac{y_i(1) + y_j(1) + y_k(1)}{n-4} \\
&+ \frac{\pi_0}{\pi_1} \left(\pi_1 - \frac{\pi_0}{n-1} \right) \left(\pi_1 - \frac{2\pi_0}{n-2} \right) \left(\pi_1 - \frac{3\pi_0}{n-3} \right) \frac{1}{n-4} \bar{\tau}^{(2)}
\end{aligned}$$

$$\begin{aligned}
& -\frac{2\pi_0}{\pi_1} \left(\pi_1 - \frac{\pi_0}{n-1} \right) \left(\pi_1 - \frac{2\pi_0}{n-2} \right) \left(\pi_1 - \frac{3\pi_0}{n-3} \right) \frac{\sum_{r,s \in \{i,j,k\}} y_r(1)y_s(1)}{n(n-4)} \\
& + \frac{\pi_0}{\pi_1} \left(\pi_1 - \frac{\pi_0}{n-1} \right) \left(\pi_1 - \frac{2\pi_0}{n-2} \right) \frac{(y_i(1) + y_j(1) + y_k(1))^2}{n(n-3)}.
\end{aligned}$$

□

D A More Detailed Comparison on the Asymptotic Variances

In this section, as alluded to in Remark 10, we provide a more detailed comparison between ν^{rd} and $\nu^{\text{rd}\dagger}$, the dominating parts of the variances of $\hat{\tau}_{\text{adj},2}$ and $\hat{\tau}_{\text{db}}$, respectively. It is quite obvious that when the potential outcomes are more or less homogeneous, $\nu^{\text{rd}\dagger}$ should be smaller. To make a more detailed comparison, we first define ν_c^{rd} , which is the same as $\nu^{\text{rd}\dagger}$, except that we replace $\bar{\tau}$ by an arbitrary constant c . Thus $\nu_{c=\bar{\tau}}^{\text{rd}} \equiv \nu^{\text{rd}\dagger}$ whereas $\nu_{c=0}^{\text{rd}} \equiv \nu^{\text{rd}}$. ν_c^{rd} can be similarly decomposed into $\nu_{c,1}^{\text{rd}}$ and $\nu_{c,2}^{\text{rd}}$:

$$\begin{aligned}
\nu_{c,1}^{\text{rd}} &:= \frac{1}{n} \sum_{i=1}^n \left\{ y_i(1) - c - \sum_{j \neq i} H_{i,j} (y_j(1) - c) - \frac{1}{n} \sum_{l=1}^n \left(y_l(1) - c - \sum_{k \neq l} H_{l,k} (y_k(1) - c) \right) \right\}^2 \\
&= \frac{1}{n} \sum_{i=1}^n \left\{ y_i(1) - \sum_{j \neq i} H_{i,j} y_j(1) - \frac{1}{n} \sum_{l=1}^n (1 + H_{l,i}) y_l(1) - c \left(H_{i,i} - \frac{p}{n} \right) \right\}^2,
\end{aligned}$$

and

$$\nu_{c,2}^{\text{rd}} := \frac{\pi_0}{\pi_1} \left\{ \frac{1}{n} \sum_{i=1}^n H_{i,i} (1 - H_{i,i}) (y_i(1) - c)^2 + \frac{1}{n} \sum_{1 \leq i \neq j \leq n} H_{i,j}^2 (y_i(1) - c)(y_j(1) - c) \right\}.$$

We next take derivatives with respect to c in both terms:

$$\begin{aligned}
\frac{d\nu_{c,1}^{\text{rd}}}{dc} &= -\frac{2}{n} \sum_{i=1}^n \left\{ y_i(1) - \sum_{j \neq i} H_{i,j} y_j(1) - \frac{1}{n} \sum_{l=1}^n (1 + H_{l,i}) y_l(1) - c \left(H_{i,i} - \frac{p}{n} \right) \right\} \left(H_{i,i} - \frac{p}{n} \right) \\
&= 2c \frac{1}{n} \sum_{i=1}^n \left(H_{i,i} - \frac{p}{n} \right)^2 - \frac{2}{n} \sum_{i=1}^n \left\{ y_i(1) - \sum_{j \neq i} H_{i,j} y_j(1) - \frac{1}{n} \sum_{l=1}^n (1 + H_{l,i}) y_l(1) \right\} \left(H_{i,i} - \frac{p}{n} \right)
\end{aligned}$$

and

$$\begin{aligned}
\frac{d\nu_{c,2}^{\text{rd}}}{dc} &= -\frac{\pi_0}{\pi_1} \left\{ \frac{2}{n} \sum_{i=1}^n H_{i,i} (1 - H_{i,i}) (y_i(1) - c) + \frac{2}{n} \sum_{1 \leq i \neq j \leq n} H_{i,j}^2 (y_i(1) - c) \right\} \\
&= -\frac{\pi_0}{\pi_1} \left\{ \frac{2}{n} \sum_{i=1}^n H_{i,i} (1 - H_{i,i}) y_i(1) + \frac{2}{n} \sum_{1 \leq i \neq j \leq n} H_{i,j}^2 y_i(1) - c \left(\frac{2}{n} \sum_{i=1}^n H_{i,i} (1 - H_{i,i}) + \frac{2}{n} \sum_{1 \leq i \neq j \leq n} H_{i,j}^2 \right) \right\} \\
&= -\frac{\pi_0}{\pi_1} \left\{ \frac{2}{n} \sum_{i=1}^n H_{i,i} (1 - H_{i,i}) y_i(1) + \frac{2}{n} \sum_{1 \leq i \neq j \leq n} H_{i,j}^2 y_i(1) - c \left(\frac{4p}{n} - \frac{4}{n} \sum_{i=1}^n H_{i,i}^2 \right) \right\}
\end{aligned}$$

$$= 2c \frac{\pi_0}{\pi_1} \left(\frac{2p}{n} - \frac{2}{n} \sum_{i=1}^n H_{i,i}^2 \right) - 2 \frac{\pi_0}{\pi_1} \left\{ \frac{1}{n} \sum_{i=1}^n H_{i,i} (1 - H_{i,i}) y_i(1) + \frac{1}{n} \sum_{1 \leq i \neq j \leq n} H_{i,j}^2 y_i(1) \right\}.$$

Since obviously the second derivatives of the above terms with respect to c are both non-negative, by setting the sum of the first derivatives to zero, we find the global minimum of ν_c^{rd} :

$$\begin{aligned} 0 &\equiv \frac{1}{2} \left(\frac{d\nu_{c,1}^{\text{rd}}}{dc} + \frac{d\nu_{c,2}^{\text{rd}}}{dc} \right) \\ \Rightarrow c^* &= \frac{\left\{ \frac{\pi_0}{\pi_1} \left\{ \frac{1}{n} \sum_{i=1}^n H_{i,i} (1 - H_{i,i}) y_i(1) + \frac{1}{n} \sum_{1 \leq i \neq j \leq n} H_{i,j}^2 y_i(1) \right\} \right.}{\left\{ \frac{\pi_0}{\pi_1} \left(\frac{2p}{n} - \frac{2}{n} \sum_{i=1}^n H_{i,i}^2 \right) + \frac{1}{n} \sum_{i=1}^n (H_{i,i} - \frac{p}{n})^2 \right\}} \left. + \frac{1}{n} \sum_{i=1}^n \left\{ y_i(1) - \sum_{j \neq i} H_{i,j} y_j(1) - \frac{1}{n} \sum_{l=1}^n (1 + H_{l,l}) y_l(1) \right\} (H_{i,i} - \frac{p}{n}) \right\}} \end{aligned}$$

When $c^* \approx 0$ but $\bar{\tau} \neq 0$, ν^{rd} should be smaller than $\nu^{\text{rd}\dagger}$. $c^* \approx 0$ amounts to the following criterion:

$$\begin{aligned} &\frac{\pi_0}{\pi_1} \left\{ \frac{1}{n} \sum_{i=1}^n H_{i,i} (1 - H_{i,i}) y_i(1) + \frac{1}{n} \sum_{1 \leq i \neq j \leq n} H_{i,j}^2 y_i(1) \right\} \\ &\approx -\frac{1}{n} \sum_{i=1}^n \left\{ H_{i,i} y_i(1) - \sum_{j \neq i} H_{i,i} H_{i,j} y_j(1) - H_{i,i} \bar{\tau} - H_{i,i} \frac{1}{n} \sum_{l=1}^n H_{l,l} y_l(1) \right\} \\ &= \left(\frac{p}{n} - 1 \right) \frac{1}{n} \sum_{i=1}^n H_{i,i} y_i(1) + \frac{p}{n} \bar{\tau} - \frac{1}{n} \sum_{i=1}^n H_{i,i}^2 y_i(1) + \frac{1}{n} \sum_{i=1}^n H_{i,i} \sum_{j=1}^n H_{i,j} y_j(1) \\ &\Rightarrow \bar{\tau} \approx \frac{1}{p} \sum_{i=1}^n \left\{ \frac{\pi_0}{\pi_1} H_{i,i} (1 - H_{i,i}) + \frac{n-p}{n} H_{i,i} + \left(1 - \frac{\pi_0}{\pi_1} \right) H_{i,i}^2 \right\} y_i(1) + \frac{1}{p} \sum_{i=1}^n \sum_{j=1}^n \left(\frac{\pi_0}{\pi_1} H_{i,j} - H_{i,i} \right) H_{i,j} y_j(1) \\ &\Rightarrow \frac{1}{n} \sum_{i=1}^n y_i(1) \approx \frac{1}{n} \sum_{i=1}^n \frac{n}{p} \underbrace{\left\{ \left(\frac{\pi_0}{\pi_1} + \frac{n-p}{n} \right) H_{i,i} + \left(1 - \frac{2\pi_0}{\pi_1} \right) H_{i,i}^2 + \sum_{j=1}^n \left(\frac{\pi_0}{\pi_1} H_{j,i} - H_{j,j} \right) H_{j,i} \right\}}_{=:\omega_i} y_i(1). \end{aligned} \tag{28}$$

Thus if \mathbf{H} is such that $\omega_i \approx 1$, $c^* \approx 0$. Let $\boldsymbol{\omega} := (\omega_1, \dots, \omega_n)^\top$. Then we have the following

Conjecture 1. The data generating process for which $\nu^{\text{rd}} < \nu^{\text{rd}\dagger}$ and $\nu^{\text{rd}} < \text{var}(\hat{\tau}_{\text{unadj}})$ is not vacuous.

We prove the above conjecture using a computer-assisted proof – as a result, we decide not to upgrade its status to Lemma/Proposition/Theorem. Finding such a data generating process with such a computer-assisted strategy is “embarrassingly” reverse engineering, though not entirely meaningless under the randomization-based framework. However, it will be more meaningful to find a super-population-based data generating process such that the desired event in Conjecture 1 happens with positive probability.

The computer-assisted proof can be formulated as a simple optimization problem. The optimization problem should be designed such that when the solved objective function is sufficiently close to

0, it is likely that $\nu^{\text{rd}} < \nu^{\text{rd}\dagger}$. With this desiderata in mind, we eventually solve the mathematical program (29) using the `nloptr` R package, which is an R interface to the nonlinear optimization python package `NLopt` [68].

To introduce the mathematical program (29), we need to define some additional notation. We first define $P_c := \mathbf{I}_n - \frac{1}{n} \mathbb{1} \mathbb{1}^\top$, $D_h := \text{diag}(\mathbf{H})$, $D_{h(1-h)} = \text{diag}(\mathbf{H} \circ (\mathbf{I} - \mathbf{H}))$, $D_{h^2} := \text{diag}(\mathbf{H} \circ \mathbf{H})$. Then $\text{var}(\hat{\tau}_{\text{unadj}}) = \frac{\pi_0}{\pi_1} \frac{1}{n^2} \mathbf{v}^\top P_c \mathbf{v} := \mathbf{v}^\top Q_0 \mathbf{v}$, as now \mathbf{v} is the vector of potential outcomes in the treatment group. We similarly write $\text{var}(\hat{\tau}_{\text{db}})$ in the matrix form

$$\begin{aligned} \nu_1^{\text{rd}} &= \left(\frac{\pi_0}{\pi_1} \right) \frac{1}{n} \mathbf{v}^\top P_c (\mathbf{I}_n - \mathbf{H} + D_h) P_c (\mathbf{I}_n - \mathbf{H} + D_h) P_c \mathbf{v} = \mathbf{v}^\top Q_{11} \mathbf{v}, \\ \nu_2^{\text{rd}} &= \left(\frac{\pi_0}{\pi_1} \right)^2 \left(\frac{1}{n} \mathbf{v}^\top P_c D_{h(1-h)} P_c \mathbf{v} + \frac{1}{n} \mathbf{v}^\top P_c \mathbf{H}^{\circ 2} P_c \mathbf{v} - \frac{1}{n} \mathbf{v}^\top P_c D_{h^2} P_c \mathbf{v} \right) = \mathbf{v}^\top Q_{12} \mathbf{v}, \\ \text{var}(\hat{\tau}_{\text{adj},2}) &= \mathbf{v}^\top Q_1 \mathbf{v}. \end{aligned}$$

where

$$\begin{aligned} Q_1 &= Q_{11} + Q_{12} \\ Q_{11} &= \left(\frac{\pi_0}{\pi_1} \right) \frac{1}{n} P_c (\mathbf{I}_n - \mathbf{H} + D_h) P_c (\mathbf{I}_n - \mathbf{H} + D_h) P_c, \\ Q_{12} &= \left(\frac{\pi_0}{\pi_1} \right)^2 \frac{1}{n} \left(P_c D_{h(1-h)} P_c + P_c \mathbf{H}^{\circ 2} P_c - P_c D_{h^2} P_c \right). \end{aligned}$$

Similarly, we can express $\text{var}(\hat{\tau}_{\text{adj},2})$ in the matrix form

$$\begin{aligned} \text{var}(\hat{\tau}_{\text{adj},2}) &= \mathbf{v}^\top Q_2 \mathbf{v} \\ Q_2 &= Q_{21} + Q_{22}, \\ Q_{21} &= \frac{\pi_0}{\pi_1} \frac{1}{n^2} (\mathbf{I}_n - \mathbf{H} + D_h) P_c (\mathbf{I}_n - \mathbf{H} + D_h), \\ Q_{22} &= \left(\frac{\pi_0}{\pi_1} \right)^2 \frac{1}{n^2} (D_h - 2D_{h^2} + \mathbf{H}^{\circ 2}). \end{aligned}$$

Then we solve the following

$$\begin{aligned} \min_{\mathbf{v} \in \mathbb{R}^n} \quad & \mathbf{v}^\top Q_2 \mathbf{v} \\ \text{s.t.} \quad & \mathbf{v}^\top (Q_2 - Q_1) \mathbf{v} + 0.1 \leq 0, \\ & \mathbf{v}^\top (Q_2 - Q_0) \mathbf{v} + 0.05 \leq 0, \\ & -\mathbf{v}^\top Q_0 \mathbf{v} + 0.01 \leq 0. \end{aligned} \tag{29}$$

We fix $\pi_1 = 0.45$ and $\mathbf{x} \sim t_3(\mathbf{0}, \mathbf{\Sigma})$, the centered multivariate t -distribution with shape $\mathbf{\Sigma}$, with $\Sigma_{i,j} = 0.3^{|i-j|}$, for $i, j = 1, \dots, p$, and vary the following in the simulation:

- sample size: $n \in \{50, 100, 200, 500, 1000, 2000\}$
- covariate dimension: $\alpha := \frac{p}{n} \in \{0.02, 0.05, 0.1, 0.2, \dots, 0.7\}$, and $p = \lceil n\alpha \rceil$.

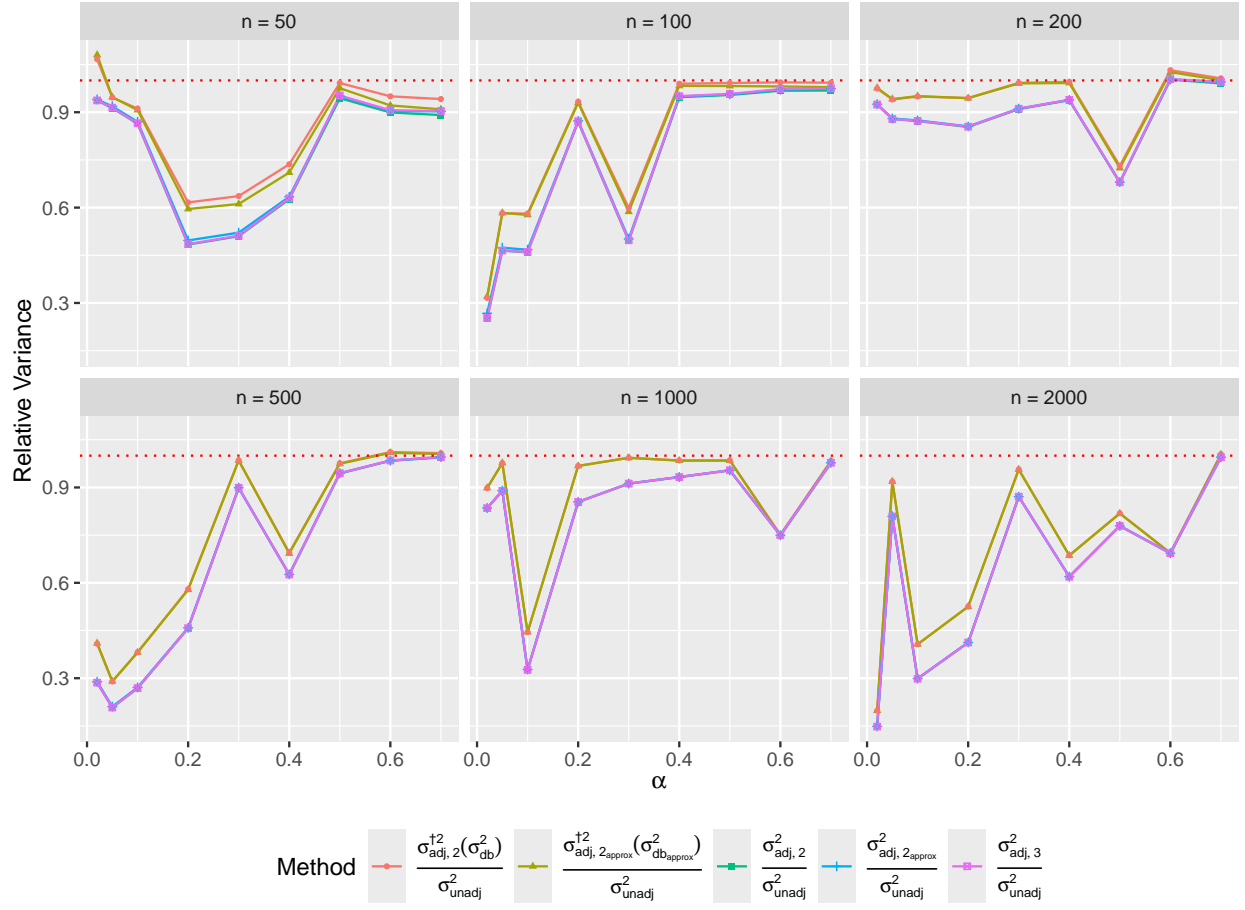


Figure 8: Relative efficiency of $\hat{\tau}_{adj,2}^\dagger$ (equivalently $\hat{\tau}_{db}$), $\hat{\tau}_{adj,2}$, $\hat{\tau}_{adj,3}$ based on exact and approximate formula.

The potential outcomes are generated according to $y_i(1) = \mathbf{v} + \epsilon_i$ for $i = 1, \dots, n$, where the exogenous error distribution ϵ follows univariate t_3 distribution. The relative efficiencies based on the exact and approximate variances of different estimators, benchmarked by $\text{var}^{\text{rd}}(\hat{\tau}_{\text{unadj}})$, are displayed in Figure 8. It is quite obvious that $\text{var}^{\text{rd}}(\hat{\tau}_{\text{adj},2})$ is generally lower than $\text{var}^{\text{rd}}(\hat{\tau}_{\text{adj},2}^\dagger)$, despite not centering the potential outcomes.

Finally, it is worth pointing out that another possible approach to finding such data generating processes, in particular in actual RCT data analysis, is via the “conditional generative learning” paradigm [69], which we leave to future work.