

Machine Unlearning on Pre-trained Models by Residual Feature Alignment Using LoRA

Laiqiao Qin, *Student Member, IEEE*, Tianqing Zhu*, *Member, IEEE*, Linlin Wang, *Student Member, IEEE*, and Wanlei Zhou, *Senior Member, IEEE*

Abstract—Machine unlearning is new emerged technology that removes a subset of the training data from a trained model without affecting the model performance on the remaining data. This topic is becoming increasingly important in protecting user privacy and eliminating harmful or outdated data. The key challenge lies in effectively and efficiently unlearning specific information without compromising the model’s utility on the retained data. For the pre-trained models, fine-tuning is an important way to achieve the unlearning target. Previous work typically fine-tuned the entire model’s parameters, which incurs significant computation costs. In addition, the fine-tuning process may cause shifts in the intermediate layer features, affecting the model’s overall utility. In this work, we propose a novel and efficient machine unlearning method on pre-trained models. We term the method as Residual Feature Alignment Unlearning. Specifically, we leverage LoRA (Low-Rank Adaptation) to decompose the model’s intermediate features into pre-trained features and residual features. By adjusting the residual features, we align the unlearned model with the pre-trained model at the intermediate feature level to achieve both unlearning and remaining targets. The method aims to learn the zero residuals on the retained set and shifted residuals on the unlearning set. Extensive experiments on numerous datasets validate the effectiveness of our approach.

Index Terms—Machine Unlearning, data privacy, feature distillation, LoRA, residual feature alignment.

I. INTRODUCTION

MACHINE unlearning has emerged as a significant research direction in the field of machine learning in recent years, receiving extensive attention for its ability to protect user privacy and remove harmful data. Machine unlearning provides an effective solution to ensure user data can be securely removed from models when requested or no longer needed. It has also been extended to remove harmful or outdated data contained in models, enhancing security and usability.

Current research mainly focuses on how to implement unlearning efficiently and effectively. Deletion requests can be frequent in practice [1], including user requests to remove personal data and the removal of harmful information from models. Therefore, quickly and effectively deleting target data without affecting the model’s performance on the retained data is a key focus of current machine unlearning research [2], [3].

*Tianqing Zhu is the corresponding author.

Laiqiao Qin, Tianqing Zhu, Linlin Wang, and Wanlei Zhou are with the City University of Macau, Macau (e-mail: isqlq@outlook.com; tianqing.zhu@uts.edu.au; linlinwang.cityu@gmail.com; wlzhou@cityu.edu.mo).

Current unlearning methods can be categorized into two types: exact unlearning and approximate unlearning. Exact unlearning requires that the distributions of the unlearned model are indistinguishable from that of a retrained model, while approximate unlearning only requires that the two are approximately indistinguishable [3]. Exact unlearning typically requires retraining all or part of the training data, which incurs high computational and time costs. However, since it can achieve theoretically complete unlearning, it received significant attention in the early stages of research. A typical method is SISA [4], which stores a checkpoint for each subset during training and only retrains the corresponding sub-model upon receiving a deletion request. However, it requires storing a large number of intermediate results during pre-training, which can consume significant storage space [3]. Additionally, it may be ineffective for pre-trained models, which do not partition the data or store intermediate results during pre-training.

To mitigate the above issues, recent work on pre-trained models has shifted towards approximate unlearning. Approximate unlearning does not aim for complete indistinguishability between the unlearned and retrained models but rather for approximate indistinguishability [2]. It eliminates the influence of the unlearning data by modifying the model’s parameters. Compared to retraining, approximate unlearning only fine-tuning the pre-trained model, reducing computation costs and training time. A typical approach is to compute and remove the contribution of the unlearning data to the model [5], [6].

However, existing approximate unlearning methods on pre-trained models still face the following challenges.

- 1) Intermediate feature shift. Current unlearning methods primarily focus on handling the final output, without adequately considering the feature representations in the intermediate layers of the model. In fact, the intermediate features of a pre-trained model are abstract representations learned from a large-scale training set. Removing a small portion of the data may lead to significant shifts in these features, which can impact the model’s performance on the retained data.
- 2) Unlearning initialization. The final parameters of the unlearned model are often close to those of the pre-trained model. Existing methods lack a progressive initialization mechanism during the unlearning process, causing the model to deviate quickly from the pre-trained model at the beginning of unlearning. This rapid deviation may

lead to performance degradation. Especially in the early stages of unlearning, the model struggles to effectively balance performance on retained and unlearning data.

- 3) **Unlearning efficiency.** Although approximate unlearning can be achieved through fine-tuning, the computational and memory costs of fine-tuning remain high for large models, making fast and efficient unlearning a significant challenge in practical applications.

To address these challenges, we propose a fast and efficient unlearning method based on residual feature alignment using Low-Rank Adaptation (LoRA) [7]. LoRA is a fine-tuning method that introduces low-rank matrices into the model, allowing for efficient updates with low memory consumption and computational overhead. We address the above challenges by introducing LoRA modules in certain intermediate layers of the model: 1) To handle intermediate feature shift, we divide the intermediate features of the model into pre-trained features and residual features. We freeze the pre-trained features and achieve unlearning by adjusting the residual features to align with different objectives on the retained and the unlearning sets. 2) The residual features are initialized to zero (or near-zero), ensuring a smoother update process during the initialization of unlearning, preventing the model from deviating too quickly from the pre-trained model in the early stages of unlearning, thus maintaining proximity to the pre-trained model and reducing performance loss. 3) To improve unlearning efficiency, we introduce LoRA modules only in the necessary intermediate layers. By adding low-rank matrices, we significantly reduce memory consumption and computational overhead, enabling even large-scale models to unlearn quickly and efficiently.

Our main contributions are summarized as follows:

- 1) We propose a LoRA-based residual feature alignment method for machine unlearning, which enables efficient unlearning while maintaining consistency between the intermediate feature of the unlearned model and the pre-trained model.
- 2) We mathematically reformulate the training objective for residual feature alignment, allowing the training process to be implemented via a teacher-student framework, thereby simplifying the implementation complexity.
- 3) We conducted extensive experiments on various datasets and models. The broad experimental results demonstrate the effectiveness and efficiency of our method.

II. RELATED WORK

A. Machine Unlearning

Unlearning refers to removing the influence of a specific subset of the training data from a trained model, making the model behave as if it had never seen that subset. The concept of machine unlearning was introduced in [8], where the training dataset is transformed into a summation form, and these transformations are used for training. When unlearning a sample, only the affected sums need to be updated, allowing for fast updates. However, this approach has limited applicability and is restricted to structured problems [9]. The classic SISA method [4] partitions the training set

into non-overlapping shards and creates sub-models for each. Inspired by the definition of differential privacy [10], [11] introduced the probabilistic notion of unlearning, aiming for the distribution of the unlearned model to be similar to that of the retrained model. Based on the comparison of these two distributions [6], [12]–[14], the objectives of unlearning can be classified into exact unlearning and approximate unlearning [2]. These distributions can be represented in both weight space and output space [2].

Exact unlearning ensures that the distributions of the unlearned model and the retrained model are indistinguishable, which is often challenging to achieve [3]. SISA [4] is considered exact unlearning in some works [5], but the new model obtained through shard retraining is clearly not similar to the traditional non-sharded retrained model. Approximate unlearning, a compromise of exact unlearning, restricts the similarity of the two distributions within a tolerable range, typically based on the definition of differential privacy [10]. Many related works are based on the concept of approximate unlearning [6], [9], [12], [15]–[17]. Representative methods include gradient ascent [15], fisher unlearning [16], and influence unlearning [6]. Furthermore, [18] points out that different samples can generate the same network, suggesting that the definition of approximate unlearning is flawed and fails to provide proof of unlearning.

There are two main unlearning scenarios based on the nature of the unlearning set: class unlearning and sample unlearning. Class unlearning refers to the removal of all samples from a specific category, which is typically used to delete an entire category of data from the model [15], [19]–[21]. Sample unlearning involves unlearning random samples from various categories, usually used to remove specific data points from the model [22]–[25].

In [2], [3], unlearning methods are classified into two categories: data-driven and model manipulation. Data-driven refers to reorganizing training data to achieve unlearning. [4], [26] slices the data and trains sub-models on each slice. When unlearning, only the corresponding sub-models are retrained. [15] fine-tunes the model by randomly labeling the unlearning dataset with incorrect labels. [8] transforms the dataset before training. Unlike data-driven methods, model manipulation methods aim to directly eliminate the influence of unlearning samples in the model [3]. Therefore, during unlearning, it is necessary to compute and counteract each sample’s influence [27]. [13] focuses on linear regression and proposes a method based on gradient update. [6], [16] introduces certified removal by adding noise to obscure gradient residuals. [28] uses competent and incompetent teacher models to transfer knowledge to the student model on the retained and unlearning sets, respectively.

B. LoRA

LoRA (Low-Rank Adaptation) [7] is an efficient fine-tuning method that reduces the number of parameters and computational resources required to update large pre-trained models by introducing low-rank matrices. Specifically, high-dimensional matrices are represented as the product of two low-dimensional

matrices to simulate parameter updates. During fine-tuning, the parameters of the pre-trained model are frozen, and only the parameters of the low-rank matrices are adjusted, allowing the model to adapt to new tasks while preserving the core capabilities of the pre-trained model. Additionally, during inference, the pre-trained weights and the low-rank matrices can be merged, avoiding additional inference latency [7]. We extend the concept of LoRA by viewing the output of the low-rank matrices as the residual features between the unlearned model and the original model. By adjusting the residual features, we align the unlearned model with the feature differences between the retained and the unlearning sets, thereby achieving unlearning.

III. PRELIMINARY

1) *Notation*: Let $\mathcal{D} = \{(z_i, y_i)\}_{i=1}^N$ denote a training set containing N samples, where each z_i represents the input sample features and y_i is the corresponding label. Let f denote a deep neural network with m layers, which is a composite function of the function set $\mathcal{F} = \{f_i\}_{i=1}^m$, i.e., $f = f_m(f_{m-1}(\dots f_2(f_1(\cdot))))$. The parameters corresponding to the functions in \mathcal{F} are denoted as $w = \{w_1, w_2, \dots, w_m\}$. For the sake of discussion, we do not consider non-trainable layers and their parameters. In a deep neural network, the original input features are transformed and passed through layers. We use x_k to denote the features output by the k -th layer, and specifically, we use x_0 to denote the original input features of the sample.

2) *Machine Unlearning*: Machine unlearning is defined as the ability to remove the influence of specified training data from a model while preserving its original performance. Let $\mathcal{D}_f = \{(z_i, y_i)\}_{i=1}^{N_f}$ and $\mathcal{D}_r = \{(z_i, y_i)\}_{i=1}^{N_r}$ denote complementary subsets of the training set \mathcal{D} , containing N_f and N_r samples respectively, such that $\mathcal{D}_f \cup \mathcal{D}_r = \mathcal{D}$ and $\mathcal{D}_f \cap \mathcal{D}_r = \emptyset$, where \emptyset represents the empty set. Here, \mathcal{D}_f represents the unlearning data, and \mathcal{D}_r represents the retained data. Typically, $N_r \gg N_f$. Suppose f is a model trained on \mathcal{D} ; machine unlearning aims to remove the influence of the data samples in \mathcal{D}_f from f while preserving its utility and performance on \mathcal{D}_r . Based on the samples in \mathcal{D}_f , there are two main unlearning scenarios: class unlearning and sample unlearning. Class unlearning refers to the case where the samples in \mathcal{D}_f comprise all samples of a specific class, which is commonly used to delete data for an entire class from the model. Sample unlearning refers to the case where the samples in \mathcal{D}_f are random samples of unspecified classes, typically used to remove certain specific data points from the model.

3) *Low-Rank Adaptation*: LoRA is an efficient fine-tuning method that reduces the complexity and computation cost of adjusting model parameters by introducing low-rank matrices. Let $W \in \mathbb{R}^{d \times v}$ represent the pre-trained weight matrix, and x_k represent the hidden features of the k -th layer. In LoRA, the update of W is decomposed into two low-rank matrices, namely $\Delta W = BA$, where $B \in \mathbb{R}^{d \times u}$ and $A \in \mathbb{R}^{u \times v}$, with the rank $u \ll \min(d, v)$. LoRA initializes B and A such that $\Delta W = BA$ is zero at the beginning of training. During fine-tuning, the pre-trained weight W is frozen, and only B and

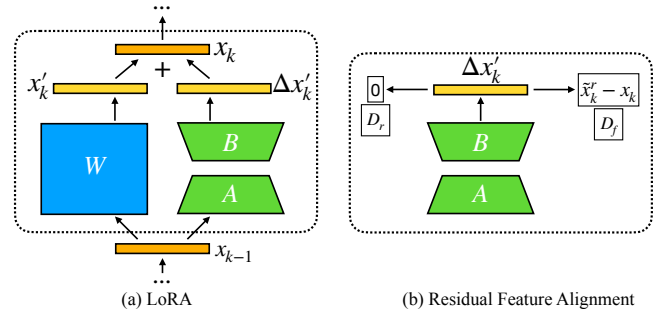


Fig. 1. (a) and (b) illustrate the residual feature alignment based on LoRA. (a) depicts the training process of LoRA, where the pre-trained weights W are frozen, and only A and B are trained. Unlike the original LoRA, we take the output $\Delta x'_k$ of the BA branch as our target. In (b), different targets are set for $\Delta x'_k$ on \mathcal{D}_r and \mathcal{D}_f , respectively, to achieve retention and unlearning of the model in the intermediate features.

A are updated. As shown in Figure 1, for $x_k = Wx_{k-1}$, the modified forward pass is:

$$x_k = x'_k + \Delta x'_k = Wx_{k-1} + BAx_{k-1}$$

LoRA is similar to residual connections, simulating the process of full-parameter fine-tuning by updating additional matrices. Compared to full-parameter fine-tuning, LoRA requires training only the smaller low-rank matrices, significantly reducing the number of updated parameters and thereby substantially lowering the computation and memory overhead during fine-tuning. Moreover, during inference, the parameters of W and BA can be merged without incurring extra inference delay.

IV. RESIDUAL FEATURE ALIGNMENT UNLEARNING

A. Method overview

We propose an unlearning method based on residual feature alignment, viewing unlearning as a shift of the original model's features following a specific pattern. This shift is achieved through residual features, ensuring the consistency of the model's feature extraction ability before and after unlearning.

First, we provide a detailed explanation of the residual feature alignment mechanism. We decompose the model's features into pre-trained features and residual features, obtained from the pre-trained branch and the bypass branch, respectively, as shown in Figure 1. The bypass branch is implemented using LoRA. By adjusting only the residual features, we dynamically tune the features at each layer. We discuss different adjustment strategies for the retained and the unlearning sets, analyze the essence of residual feature alignment, and explain why LoRA is used to implement residual feature alignment.

Next, we analyze in detail how residual feature alignment can be used to achieve unlearning. We add a bypass branch composed of low-rank matrices at specific intermediate layers, with the optimization objective set on the output of the bypass branch. Let the function of the original model's k -th layer be f_k , the function of the bypass branch be f'_k , and the input be x_{k-1} , then the new function at the k -th layer is:

$$x_k = f_k(x_{k-1}) + f'_k(x_{k-1})$$

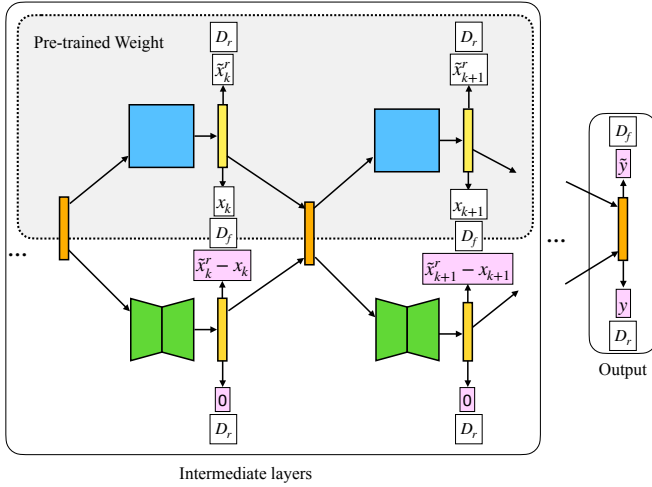


Fig. 2. The unlearning process of residual feature alignment. During training, we freeze the pre-trained weights and train only the incremental network added to the intermediate layers. We spread the optimization objective across the intermediate layers. For the retained set \mathcal{D}_r , we aim for the output of each layer’s incremental weights to be zero, thereby ensuring that the output of the pre-trained weights on \mathcal{D}_r remains unaffected. For the unlearning set \mathcal{D}_f , we aim for the output of each layer’s incremental weights to match the residual between the pre-trained weights and the average feature on \mathcal{D}_f , achieving the purpose of unlearning. At the output layer, we adopt a similar averaging strategy for \mathcal{D}_f .

During the model unlearning process, the loss function corresponding to the k -th layer is:

$$L_k = \|f'_k(x_{k-1}) - t^k\|^2$$

where t^k denotes a specific target value, which is chosen differently for the retained set and the unlearning set. The entire unlearning process is illustrated in Figure 2.

As shown in Figure 2, we essentially optimize the incremental network of the original model, using this incremental network to achieve the model’s unlearning process. We also extend this architecture to a teacher-student framework, as depicted in Figure 4, to facilitate code implementation, although this is not strictly necessary.

B. Residual Feature Alignment

Deep learning models transform input data in the original space through multiple layers to obtain intermediate features, which are then passed to subsequent layers. These intermediate features often contain abstract information about the original data [29]–[31]. The goal of unlearning is to forget information in the original space, and a common approach is to fine-tune the logits of the unlearning samples \mathcal{D}_f at the output layer [28], [32]. However, this is often challenging and resource-intensive. Since the original space contains a large amount of redundant information, directly operating can lead to unconstrained adjustments in many intermediate layers, making the intermediate features in the retained set inconsistent after unlearning, which may affect the normal utility of the pre-trained model.

Unlike directly fine-tuning in the original space, we modify specific intermediate layers in the feature space, aligning the

intermediate features according to a specific pattern to achieve unlearning while preserving the original model’s features. The alignment is achieved through the residuals relative to the original weights, for which we introduce LoRA. Specifically, during the unlearning process, we divide the intermediate features into two parts: pre-trained features and residual features. The pre-trained features correspond to the model’s original feature extraction capability, obtained through frozen pre-trained weights W ; the residual features correspond to the feature extraction capability learned during unlearning, obtained through the trainable LoRA weights BA .

As shown in Figure 1(a), the features of a certain layer, x_{k-1} , are passed through both the pre-trained module and the LoRA module to obtain the next layer’s features: $x_k = x'_k + \Delta x'_k$, where $x'_k = Wx_{k-1}$ represents the pre-trained features, and $\Delta x'_k = BAx_{k-1}$ represents the residual features. We achieve unlearning by aligning $\Delta x'_k$ to different target values for the retained and the unlearning sets, as illustrated in Figure 1(b):

$$\begin{cases} \Delta x'_k \rightarrow 0, & \text{for } \mathcal{D}_r \\ \Delta x'_k \rightarrow \text{specific target}, & \text{for } \mathcal{D}_f \end{cases}$$

For the retained data, we aim for $x_k = x'_k + \Delta x'_k \approx x'_k$, i.e., aligning $\Delta x'_k$ with 0 to avoid impacting the model’s feature extraction capability on the retained data. For the unlearning data, we aim for $x_k = x'_k + \Delta x'_k \neq x'_k$, and for this, we design the target value of $\Delta x'_k$ to be a specific pattern, changing the feature distribution on the unlearning data to achieve unlearning. This specific pattern can be arbitrary, but it is usually chosen to be a distribution related to the pre-trained features x'_k .

1) *Alignment Pattern on Retained Data:* For the retained data, we only need to maintain the model’s original feature distribution, which means we need to set the target value of $\Delta x'_k$ to 0. This is not an easy target to achieve with completely random initialization. Fortunately, the initialization method of LoRA ensures that this target is achieved at the beginning of training. However, it is important to note that at this stage, the bypass branch has not yet learned any information about the retained data. It simply outputs 0 because the matrix B is initialized to 0. In subsequent training, the bypass branch needs to truly learn the information from the retained data and map it to 0. Theoretically, optimization on the unlearning data could affect the performance on the retained data, causing $\Delta x'_k$ to gradually deviate from 0 (though this deviation is typically small since the retained set is usually larger). Therefore, we need to design a special distribution shift for the model features on the unlearning data.

2) *Alignment Pattern on Unlearning Data:* For the unlearning data, we need to change the feature distribution of the model. A naive approach would be to shift the feature distribution of the unlearning data \mathcal{D}_f to another random distribution. However, this could alter the feature distribution on the retained set \mathcal{D}_r , even though we set the goal $\Delta x'_k \rightarrow 0$ for \mathcal{D}_r . As shown in Figure 3(a), the features of \mathcal{D}_f are randomly shifted to another distribution, completely altering

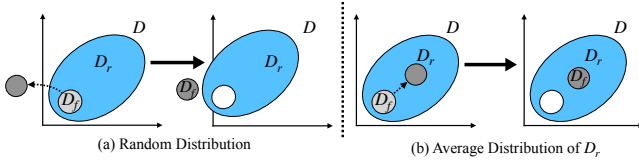


Fig. 3. (a) and (b) illustrate the impact on features in \mathcal{D}_r when transferring features from \mathcal{D}_f to different distributions. In (a), transferring the intermediate features from \mathcal{D}_f to a random distribution may cause a shift in the features of \mathcal{D}_r as well. In (b), transferring the intermediate features from \mathcal{D}_f to the average distribution of \mathcal{D}_r ensures that the target feature distributions on \mathcal{D}_f and \mathcal{D}_r are similar, thereby reducing the impact on the feature distribution in \mathcal{D}_r .

the features on \mathcal{D}_f . But during training, to fit the changes on \mathcal{D}_f , the features on \mathcal{D}_r also change, which is undesirable.

To mitigate this, we shift the features of \mathcal{D}_f towards the average distribution of \mathcal{D}_r , as shown in Figure 3(b). In this way, the target feature distributions on \mathcal{D}_f and \mathcal{D}_r become more aligned, reducing the impact on \mathcal{D}_r 's features.

For convenience, let x_f and Δx_f represent the pre-trained features and residual features of a certain layer on \mathcal{D}_f . The target value of the residual features on \mathcal{D}_f is:

$$\Delta x_f \rightarrow \left(\frac{1}{N_r} \sum_{x \in \mathcal{D}_r} x_r \right) - x_f$$

where x_r represents the pre-trained features of the corresponding layer in \mathcal{D}_r , and N_r is the number of samples in \mathcal{D}_r . The residual features are added to the pre-trained features during model inference, so that the summed features on \mathcal{D}_f are close to the average features on \mathcal{D}_r , thereby achieving unlearning while preserving the model's utility.

3) *Analysis*: As shown in Figure 2, all the LoRA modules together form a new network, which is essentially the incremental network of the original model. The target values of this incremental network at each intermediate layer are only two: 0 and the residual of the average features, corresponding to the retained set and the unlearning set, respectively. The alignment refers to the incremental network mapping the differences between the two to a 0 distribution and an average feature residual distribution. If the incremental network were to learn the original data's features from scratch, it would be a difficult task. However, in unlearning, the incremental network only needs to fit the differences between these two datasets, making the training process much simpler.

4) *Why Use LoRA for Residual Features*: We aim to implement unlearning at the feature level, not just at the output level. This requires modifying the unlearning dataset's features while preserving the retained dataset's features. LoRA naturally supports this feature-level implementation. In general, not all layers need to be modified during unlearning. LoRA modules can be conveniently embedded into the weight matrices of any layer as needed. Since the matrix B in LoRA is initialized to 0, the output of the LoRA module is zero at the initial stage, allowing a gradual fine-tuning process. Although adding a bypass matrix with the same shape as the pre-trained weights could also achieve residual features (this could be seen as a special case of LoRA), LoRA's low-rank property makes

it computationally faster and more efficient, especially for frequent unlearning requests.

C. Residual Feature Alignment for Unlearning

We aim to impose constraints on the model's hidden features during unlearning, and these constraints are applied layer by layer through residual feature alignment. For a given intermediate layer, we seek to learn the zero residual on \mathcal{D}_r and the shifted residual on \mathcal{D}_f . Since we freeze the pre-trained weights W during training, our training objective focuses only on the residual features. Specifically, suppose the network has m layers (for simplicity, we do not consider non-trainable layers such as Dropout, Normalization, etc.). For the k -th layer, the residual feature is:

$$\Delta x'_k = B_k A_k x_{k-1}$$

where B_k and A_k are the two low-rank matrices of the LoRA module, with the subscript k distinguishing the parameters of different layers. Initially, $\Delta x'_k = 0$ because the B_k matrix is initialized to 0. Therefore, at the start of training, although the LoRA modules are added to different layers, the features of each layer remain identical to those of the original model.

This initialization method is crucial for the training on \mathcal{D}_r , as it makes it easier to achieve our objective on \mathcal{D}_r , which is to maintain consistency between the features of the unlearned model and the original model on \mathcal{D}_r . To continue preserving this objective during subsequent training on \mathcal{D}_r , our optimization objective is:

$$\min \frac{1}{N_r} \sum_{x \in \mathcal{D}_r} \sum_{k=1}^m \|\Delta x'_k\| \quad (1)$$

For \mathcal{D}_f , we need to shift the feature distribution of the original model to achieve unlearning. In the analysis above, we chose to shift the original features on \mathcal{D}_f towards the average features on \mathcal{D}_r . Specifically, we use the average features of all \mathcal{D}_r samples in a batch at the k -th layer as the target value for the corresponding layer features in \mathcal{D}_f . For simplicity, where it does not cause confusion, we use x_k instead of x'_k to denote the pre-trained features. Let the average features of \mathcal{D}_r at k -th layer be $\tilde{x}_k^r = \frac{1}{N_r} \sum_{x \in \mathcal{D}_r} x_k$. Then, the optimization objective for \mathcal{D}_f , applied to the residual, is:

$$\min \frac{1}{N_f} \sum_{x \in \mathcal{D}_f} \sum_{k=1}^m \|\Delta x'_k - (\tilde{x}_k^r - x_k)\| \quad (2)$$

The objectives for both \mathcal{D}_r and \mathcal{D}_f ensure feature-level consistency. To further ensure result consistency in the model's output, we retain the original task loss of the model. For the retained set \mathcal{D}_r , we can directly use the original labels as the target. However, for the unlearning set \mathcal{D}_f , we cannot do this due to the requirements of machine unlearning. Therefore, similar to how we handled the features, we chose to use the 'average label' as the target for the unlearning set. For example, when using one-hot label encoding, we use the

average of the categories in \mathcal{D}_r as the target value instead of the original one-hot encoding:

$$\min \frac{1}{N_r} \sum_{x \in \mathcal{D}_r} l(f(x), y) + \frac{1}{N_f} \sum_{x \in \mathcal{D}_f} l(f(x), \tilde{y}) \quad (3)$$

where $l(\cdot, \cdot)$ is the model's task loss function, and \tilde{y} is the 'average label'.

In the optimization objectives above, terms 1 and 2 represent intermediate layer losses, while term 3 represents the task loss:

$$\begin{aligned} L_{inter} = & \frac{\alpha}{N_r} \sum_{x \in \mathcal{D}_r} \sum_{k=1}^m \|\Delta x'_k\| \\ & + \frac{\beta}{N_f} \sum_{x \in \mathcal{D}_f} \sum_{k=1}^m \|\Delta x'_k - (\tilde{x}_k^r - x_k)\| \end{aligned} \quad (4)$$

$$L_{task} = \frac{\lambda}{N_r} \sum_{x \in \mathcal{D}_r} l(f(x), y) + \frac{\mu}{N_f} \sum_{x \in \mathcal{D}_f} l(f(x), \tilde{y}) \quad (5)$$

Our final optimization objective is defined as:

$$L = \frac{\gamma}{m} L_{inter} + (1 - \gamma) L_{task} \quad (6)$$

where $\alpha, \beta, \lambda, \mu$ and γ are hyperparameters. We summarize the residual feature alignment for unlearning in Algorithm 1.

Algorithm 1 Residual Feature Alignment Unlearning

- 1: **Input:** The full training set \mathcal{D} , unlearning set \mathcal{D}_f , retained set \mathcal{D}_r , original model weights W^o
 - 2: **Output:** Unlearning model weights W^u
 - 3: Initialize $W^u \leftarrow W^o$
 - 4: Insert LoRA into the intermediate layers of W^u
 - 5: **for** epoch $e = 1$ to E **do**
 - 6: **for** batch $b \in \mathcal{D}$ **do**
 - 7: $\Delta x'_k \leftarrow$ Output of the k -th LoRA module
 - 8: $x_k \leftarrow$ Output of the k -th pre-trained module
 - 9: $\tilde{x}_k^r \leftarrow \frac{1}{|b_r|} \sum_{x \in b_r} x_k, \tilde{y} \leftarrow \frac{1}{|b_r|} \sum_{y \in b_r} y$
 - 10: $L_{inter} \leftarrow \frac{\alpha}{|b_r|} \sum_{k=1}^m \|\Delta x'_k\| + \frac{\beta}{|b_f|} \sum_{k=1}^m \|\Delta x'_k - (\tilde{x}_k^r - x_k)\|$
 - 11: $L_{cls} \leftarrow \frac{\lambda}{|b_r|} \sum_{x \in b_r} l(f(x), y) + \frac{\mu}{|b_f|} \sum_{x \in b_f} l(f(x), \tilde{y})$
 - 12: $L \leftarrow \gamma/m \cdot L_{inter} + (1 - \gamma) \cdot L_{cls}$
 - 13: $W^u \leftarrow W^u + \epsilon \nabla L$
 - 14: **end for**
 - 15: **end for**
 - 16: Merge LoRA weights into the pre-trained weights
 - 17: **Return:** W^u
-

1) *Training Architecture:* The above objective function can become complex to implement in code, as it requires separately computing the residual features at each layer. This means that in the forward pass of modules containing LoRA branches, both the pre-trained features and residual features need to be returned separately, rather than simply adding them together and passing the sum to the next layer. To ensure the

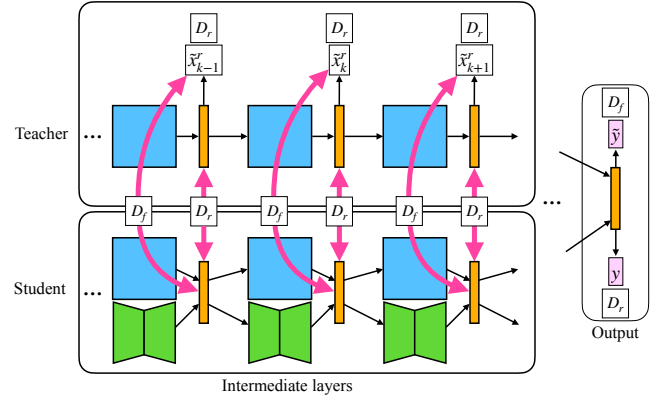


Fig. 4. To simplify code implementation, a teacher-student network architecture can be used for training. The original model serves as the teacher model, while the unlearning model with LoRA as the student model. On \mathcal{D}_r , the student model aligns its intermediate features with the corresponding features of the teacher model. On \mathcal{D}_f , the student model aligns with the average intermediate features of the teacher model obtained on \mathcal{D}_r .

proper functioning of the subsequent layers, some special programming techniques are required, such as implementing the process of $x_k = x'_k + \Delta x'_k$ in hook functions. This increases the complexity of the code implementation. In the specific code implementation, we can transform the loss functions for easier coding. The loss functions that need to be transformed are given in objectives 1 and 2. Let $x_k^s = \Delta x'_k + x_k$. Then, for objective 1:

$$\begin{aligned} & \frac{1}{N_r} \sum_{x \in \mathcal{D}_r} \sum_{k=1}^m \|\Delta x'_k\| \\ & = \frac{1}{N_r} \sum_{x \in \mathcal{D}_r} \sum_{k=1}^m \|(\Delta x'_k + x_k) - x_k\| \\ & = \frac{1}{N_r} \sum_{x \in \mathcal{D}_r} \sum_{k=1}^m \|x_k^s - x_k\| \end{aligned} \quad (7)$$

For objective 2:

$$\begin{aligned} & \frac{1}{N_f} \sum_{x \in \mathcal{D}_f} \sum_{k=1}^m \|\Delta x'_k - (\tilde{x}_k^r - x_k)\| \\ & = \frac{1}{N_f} \sum_{x \in \mathcal{D}_f} \sum_{k=1}^m \|(\Delta x'_k + x_k) - \tilde{x}_k^r\| \\ & = \frac{1}{N_f} \sum_{x \in \mathcal{D}_f} \sum_{k=1}^m \|x_k^s - \tilde{x}_k^r\| \end{aligned} \quad (8)$$

Therefore, we can follow the feature-based distillation [33] training architecture, as illustrated in Figure 4.

Specifically, we align the intermediate layers of the unlearning model with those of the original model. On the retained set \mathcal{D}_r , the intermediate features of the unlearned model (which consist of the sum of pre-trained and residual features) are directly aligned with the intermediate features of the original model. On the unlearning set \mathcal{D}_f , the intermediate features of the unlearned model are aligned with the average features of the original model. During unlearning, since the pre-trained

weights are frozen and not updated, the pre-trained features remain fixed. Therefore, the gap between the intermediate features of the unlearned model and the original model can only be filled by the residual features.

During training, the forward pass of modules with LoRA branches does not need to return pre-trained and residual features separately; instead, the two are directly summed, reducing the complexity of code implementation. The trade-off is that the unlearning process requires the additional output of the teacher network, which increases computational and memory overhead.

V. EXPERIMENTS

We evaluated our unlearning method on image classification tasks and two NLP tasks to demonstrate the generalizability of the proposed approach. For different tasks, we conducted experiments using various datasets and models. First, we conducted experiments on image classification tasks, employing both CNN and transformer architectures. Next, we evaluated our unlearning method on two common NLP tasks, namely text classification and text generation, to demonstrate its effectiveness. We primarily evaluated the method from the perspectives of utility and privacy metrics.

A. Experimental Setup

1) *Tasks*: Our unlearning algorithm is designed to be general, not specific to any particular model architecture. Specifically, we conducted experiments on three common tasks: image classification, text classification, and text generation. Among them, image classification is the most common task in machine unlearning research. We followed the approach in [22], [28] and performed image classification on two architectures: CNN and transformer. NLP tasks are less common in classical machine unlearning experiments [1], so we included two NLP tasks: text classification and text generation. Text classification involves assigning labels or categories to text. We performed experiments on the commonly used sentiment analysis task in text classification. Text generation refers to generating responses given some input content, and we used the causal language modeling.

2) *Datasets*: We used different datasets for image classification, text classification, and text generation tasks. For image classification tasks, we used the CIFAR-10 [34] and Fashion-MNIST [35] datasets. For text classification tasks, we utilized the IMDB dataset [36], a sentiment classification dataset comprising user reviews of movies. In class unlearning tasks, IMDB contains only two labels (0 for negative, 1 for positive), each accounting for approximately 50%, making it unsuitable as a target class for unlearning. Therefore, we selected samples containing certain keywords in user reviews as the target unlearning class, ensuring that samples with the chosen keyword had a similar proportion in both the training and test sets, with the unlearning samples accounting for 5% to 10% of the total samples. For text generation tasks, we used the ELI5-Category dataset, an English dataset containing questions and answers. The ELI5-Category dataset categorizes questions, making it ideal for evaluating class unlearning tasks.

We selected 10,000 samples from 10 categories, ensuring a relative balance in the number of samples per category, and manually divided them into training and test sets.

3) *Models*: For image classification tasks, we used the ResNet18 [37] and Vision Transformer (ViT) [38] models. These models represent classic CNN and transformer architectures for image classification tasks, respectively. To expedite training, we initialized the models with weights pre-trained on ImageNet [39] and then fine-tuned them on the CIFAR-10 and Fashion-MNIST datasets to obtain the original models. For text classification, we followed [1], [24], using the DistilBERT [40], a distilled version of BERT [41]. In text generation tasks, we used the distilled version of GPT-2 [42], called DistilGPT2 [40]. For DistilBERT and DistilGPT2, we fine-tuned on IMDB and ELI5-Category datasets, respectively, to obtain original models for our experiments.

4) *Unlearning Scenarios*: We conducted experiments on two common unlearning scenarios: 1) class unlearning [15] and 2) sample unlearning [22]. In class unlearning, in tasks with explicit labels (e.g., image classification), we randomly selected a class from the training set as the unlearning target. For datasets without specific classes related to the unlearning task, such as IMDB, we randomly selected target keywords from the training set as labels, treating samples containing the keywords as a single class and making it the unlearning target. Notably, since IMDB has only two labels (positive and negative), it isn't suitable for use as a target class for unlearning. In sample unlearning, we randomly selected a specific number of samples from the training set as unlearning samples. To ensure experimental consistency, we used the same unlearning samples when evaluating the effects of different models on the same task.

In these two unlearning scenarios, the subsets of interest differ. For class unlearning, we typically focus on four subsets: the retained set and the unlearning set in the training set, denoted as \mathcal{D}_r and \mathcal{D}_f , respectively, and the retained set and the unlearning set in the test set, denoted as \mathcal{D}_{rt} and \mathcal{D}_{ft} , respectively. This is because the test set may also contain the target class that needs to be forgotten. In sample unlearning, since the test set usually does not include the samples that need to be forgotten, we only need to focus on the retained set \mathcal{D}_r and the unlearning set \mathcal{D}_f in the training set, as well as the test set \mathcal{D}_t .

5) *Evaluation Metrics*: For unlearning methods, multiple metrics are typically required to evaluate the effectiveness of unlearning. Based on [43], we categorize metrics into utility metrics, privacy metrics, and computational metrics. Our evaluation includes the following: 1) **Accuracy**: For image and text classification tasks, the accuracy of the unlearning model on \mathcal{D}_f , \mathcal{D}_r , \mathcal{D}_{rt} , and \mathcal{D}_{ft} should be similar to that of the retrained model. 2) **Perplexity**: For text generation tasks using causal language models, perplexity reflects the model's predictive ability on a given dataset. The unlearning model's perplexity should be comparable to that of the retrained model. 3) **Activation Distance**: Activation distance measures the distance between the final activation values of the unlearning model and the retrained model. A smaller activation distance indicates a stronger unlearning ability. 4) **Feature Distance**:

Feature distance measures the distance between the intermediate layers of the unlearning and original (or retrained) models. Ideally, the unlearning model should exhibit a feature distance on \mathcal{D}_f and \mathcal{D}_r that is comparable to that of the retrained model.

5) **Membership Inference Attack (MIA)**: We use MIA to investigate whether information about the unlearning set was removed. We apply MIA with logistic regression and SVM [28]. In the unlearning model, the attack probability on \mathcal{D}_f should be lower, ideally similar to that of the retrained model.

6) **Execution time**: Finally, we evaluate the time performance of the unlearning method.

Accuracy, perplexity, activation distance, and feature distance can be considered utility metrics, measuring the impact of the unlearning process on the model’s utility across different subsets. MIA serves as a privacy metric, assessing the effectiveness of the model’s unlearning. Execution time is a computational metric, that evaluating the efficiency of the unlearning training.

6) *Implementation Details*: For each dataset, we randomly selected samples from the training set as the unlearning set \mathcal{D}_f , with the remaining samples comprising the retained set \mathcal{D}_r . Specifically, for class unlearning, we randomly selected all samples from a particular class as \mathcal{D}_f ; for sample unlearning, we randomly selected individual samples as \mathcal{D}_f . We used the same unlearning and retained sets across all unlearning methods. In the training and unlearning processes for image classification tasks, we used the AdamW optimizer with a learning rate of $5e-5$ and a batch size of 128. For the pre-trained ResNet18 model, we trained on CIFAR-10 and Fashion-MNIST for 20 epochs with 500 warmup steps to obtain the original model. For ViT, we trained for 10 epochs with 250 warmup steps. Text classification and text generation tasks used similar hyperparameters with a batch size of 32. During the unlearning training, we conducted training for only one epoch with no warmup steps. To enhance unlearning, we might train multiple epochs, particularly when the unlearning set is small.

7) *Baselines*: We compared our unlearning method with the following baseline methods: 1) **Original**: The model is trained on the entire training set \mathcal{D} before any unlearning process is applied. 2) **Retrain**: The model is retrained on the retained set \mathcal{D}_r . 3) **NegGrad** [16]: Fine-tuning the original model on \mathcal{D}_f using negative gradients. 4) **Fine-tune**: Fine-tuning the original model on \mathcal{D}_r . 5) **BadT** [28]: Using a competent teacher model on \mathcal{D}_r and an incompetent teacher on \mathcal{D}_f to transfer knowledge to the student model. 6) **SCRUB** [32]: Using an adversarial training strategy: first, reverse distillation is applied on \mathcal{D}_f to push the model away from the original model on \mathcal{D}_f , and then fine-tuning is performed on \mathcal{D}_r .

B. Utility Performance

The evaluation of utility metrics is complex, focusing primarily on examining the differences between the model after unlearning and the retrained model across various utility metrics. These metrics include accuracy, perplexity, activation distance, and feature distance. Here, accuracy is used to evaluate the model’s performance on image and text classification

tasks, while perplexity is used to assess performance on text generation tasks. Activation and feature distance measure consistency between the unlearning and retrained models at the output and intermediate feature levels, applicable to image classification, text classification, and text generation tasks.

1) *Accuracy*: We first compared the accuracy of different unlearning algorithms on image classification and text classification tasks. An effective unlearning algorithm should retain the original model’s performance while unlearning the information of specified samples. Table I shows the results of the sample unlearning and class unlearning task on the CIFAR-10 and Fashion-MNIST datasets using the ResNet18 and ViT models, before and after unlearning 128 samples for one epoch.

In the sample unlearning experiments, We found that except for the BadT method (with ResNet18), almost all baseline methods achieved high accuracy on \mathcal{D}_r , \mathcal{D}_f , and \mathcal{D}_t . This indicates that a small number of unlearning samples has a minimal impact on the original model’s accuracy. Different unlearning methods were able to effectively retain the performance of the original model, sometimes even achieving higher accuracy than the original model. In the class unlearning experiments, as shown in Table I, except for the fine-tuning method (which almost fails to achieve the unlearning effect), other baseline methods can forget the specified class information. However, we hope that the metrics of the unlearning model on \mathcal{D}_r , \mathcal{D}_f , and \mathcal{D}_t should be close to those of the retrained model, rather than simply reducing accuracy on the unlearning set. Simply lowering the accuracy on \mathcal{D}_f can lead to increased vulnerability to membership inference attacks (MIA) [32]. From Table I, it can be observed that across different datasets and models, our method is either the closest or second closest to the retrained model among nearly all baseline methods. Additionally, we found that in certain experiments, NegGrad, SCRUB, and BadT also achieve results close to those of the retrained model. However, NegGrad can cause a dramatic performance drop on \mathcal{D}_t in class forgetting tasks, SCRUB’s adversarial training may make forgetting challenging on some datasets, such as class unlearning on CIFAR-10, and BadT experiences rapid performance decline on \mathcal{D}_f with multiple epochs of unlearning training. As shown in Table II, after two epochs of unlearning, BadT’s accuracy on CIFAR-10 and Fashion-MNIST drops by 42.19% and 25.00%, respectively, compared to the retrained model, while our method only shows a difference of 6.26% and 3.91%. Table II also shows that even after two epochs, SCRUB maintains accuracy on \mathcal{D}_f close to that of the original model, indicating lower unlearning efficiency for SCRUB.

When comparing the accuracy of text classification tasks, we used sentiment analysis. In the sample unlearning task, we aim for the model after unlearning to closely match the accuracy of the retrained model. As shown in Table III, although the NegGrad method closely resembles the retrained model on \mathcal{D}_f , its significant drop in accuracy on \mathcal{D}_t renders it impractical. The BadT method appears to forget \mathcal{D}_f , but its performance on \mathcal{D}_t is inferior to our proposed method. In class unlearning tasks, the accuracy of the retrained model can be misleading. For sentiment classification tasks with only two

TABLE I
ACCURACY OF IMAGE CLASSIFICATION TASKS IN SAMPLE UNLEARNING AND CLASS UNLEARNING

		Sample unlearning						Class unlearning							
		CIFAR-10			Fashion-MNIST			CIFAR-10				Fashion-MNIST			
		\mathcal{D}_r	\mathcal{D}_f	\mathcal{D}_t	\mathcal{D}_r	\mathcal{D}_f	\mathcal{D}_t	\mathcal{D}_r	\mathcal{D}_f	\mathcal{D}_{rt}	\mathcal{D}_{ft}	\mathcal{D}_r	\mathcal{D}_f	\mathcal{D}_{rt}	\mathcal{D}_{ft}
Resnet18	Original	100.00	100.00	95.83	100.00	100.00	94.98	100.00	100.00	95.64	97.50	100.00	100.00	95.47	90.60
	Retrain	100.00	96.88	95.92	100.00	97.66	94.84	100.00	0.00	95.89	0.00	100.00	0.00	96.33	0.00
	NegGrad	100.00	99.22	95.70	100.00	96.88	94.65	84.54	12.42	80.62	12.20	83.51	9.87	81.87	9.70
	Finetune	100.00	100.00	95.67	99.99	100.00	94.77	100.00	94.22	95.69	83.20	99.99	94.53	95.76	76.80
	BadT	100.00	82.81	95.32	99.99	89.84	94.63	99.99	0.06	95.38	0.00	99.99	0.02	95.77	0.00
	SCRUB	100.00	99.22	95.67	99.99	100.00	94.50	99.97	67.64	95.73	62.40	99.88	6.75	96.07	5.30
	Ours	100.00	97.66	95.84	100.00	97.66	94.85	99.99	0.42	95.52	0.00	99.98	0.63	95.94	0.00
ViT	Original	100.00	100.00	98.70	99.25	99.22	95.06	100.00	100.00	98.64	99.20	99.29	98.90	95.34	92.50
	Retrain	100.00	99.22	98.74	99.88	96.09	95.35	100.00	0.00	98.64	0.00	99.95	0.00	96.71	0.00
	NegGrad	99.97	98.44	98.33	99.01	96.88	94.88	37.34	0.00	36.33	0.00	33.87	0.00	33.63	0.00
	Finetune	99.98	100.00	98.45	99.71	100.00	95.23	99.98	99.94	98.49	98.70	99.80	67.02	96.50	62.60
	BadT	99.98	98.44	98.70	99.13	99.22	95.11	99.99	15.02	98.56	15.80	99.38	0.58	96.36	0.20
	SCRUB	99.99	100.00	98.55	99.69	99.22	95.29	99.99	0.00	98.43	0.00	99.72	0.58	96.43	0.20
	Ours	100.00	99.22	98.68	99.95	99.22	94.99	100.00	0.00	98.72	0.00	99.95	0.07	96.41	0.00

TABLE II
TRAINING THE RESNET18 MODEL FOR 2 EPOCHS WITH SAMPLE UNLEARNING

	CIFAR-10			Fashion-MNIST		
	\mathcal{D}_r	\mathcal{D}_f	\mathcal{D}_t	\mathcal{D}_r	\mathcal{D}_f	\mathcal{D}_t
Retrain	100.00	96.88	95.92	100.00	97.66	94.84
BadT	100.00	54.69	95.26	99.99	72.66	94.66
SCRUB	100.00	99.22	95.56	99.99	100.00	94.78
Ours	100.00	90.62	95.81	100.00	93.75	94.75

TABLE III
ACCURACY OF TEXT CLASSIFICATION TASKS IN SAMPLE UNLEARNING AND CLASS UNLEARNING

	Sample unlearning			Class unlearning			
	\mathcal{D}_r	\mathcal{D}_f	\mathcal{D}_t	\mathcal{D}_r	\mathcal{D}_f	\mathcal{D}_{rt}	\mathcal{D}_{ft}
Original	99.96	100.00	93.31	99.95	100.00	93.31	93.36
Retrain	99.99	96.88	93.17	100.00	-	93.15	-
NegGrad	97.76	94.53	88.48	49.58	54.05	49.47	55.00
Finetune	99.92	100.00	93.01	99.94	100.00	93.09	93.52
BadT	99.92	94.53	92.92	99.93	55.70	93.10	56.48
SCRUB	99.99	97.66	93.05	98.86	97.33	91.28	91.46
Ours	99.99	99.21	93.35	100.00	54.77	93.35	50.93

sentiment labels (positive or negative), it is unsuitable to use these as the target unlearning class. Therefore, we chose to consider texts containing specific keywords as a class (in our experiment, we used “comedy” as the keyword) and made this class the target unlearning class. In this sentiment classification task, we prefer the model to forget its sentiment bias towards texts containing the keyword. The retrained model (including the fine-tuning method) only retrains on the retained set, failing to achieve this goal. Therefore, in \mathcal{D}_f and \mathcal{D}_{ft} , we do not use the retrained model as a reference. In this task, we hope the model shows more uncertainty in \mathcal{D}_f while maximally retaining the original model’s performance on \mathcal{D}_r . From this perspective, only our proposed method and the BadT method among the baseline methods meet this objective. In the SCRUB method, the accuracy on \mathcal{D}_{rt} drops excessively. This is because its adversarial training strategy causes the model to deviate too far from the original model.

2) *Perplexity*: For the text generation task, we used perplexity as a performance metric, with lower values indicating better next-word prediction given a context. We conducted experiments using the ELI5-Category dataset. For the sample unlearning task, we randomly selected 128 samples as the

unlearning set. For class unlearning, we chose “Earth Science” samples as the unlearning set. As shown in Table IV, in the sample unlearning task, except for NegGrad, our method maintained perplexity on \mathcal{D}_r and \mathcal{D}_t similar to other baselines, all close to the retrained model. On \mathcal{D}_f , the perplexity of the retrained model was 42.74, an increase of 7.78 compared to the origin model, indicating a decrease in the retrained model’s predictive ability on \mathcal{D}_f . Other baseline methods, including ours, showed an increase in perplexity on \mathcal{D}_f compared to the origin model, but the increase was not significant. This is because, to maintain unlearning efficiency, we only trained all unlearning algorithms on \mathcal{D}_f for one epoch, while the retrained model was trained for 10 epochs. For example, for the BadT method, after duplicating \mathcal{D}_f five times and adding it to the training set, the perplexity on \mathcal{D}_f changed from 36.66 to 43.10, comparable to the retrained model. In class unlearning, as shown in Table IV, the perplexity of our method is close to that of the retrained model across all metrics except on \mathcal{D}_f . In contrast, the perplexity of NegGrad significantly exceeds

TABLE IV
PERPLEXITY OF TEXT GENERATION IN SAMPLE UNLEARNING AND CLASS UNLEARNING

	Sample unlearning			Class unlearning			
	\mathcal{D}_r	\mathcal{D}_f	\mathcal{D}_t	\mathcal{D}_r	\mathcal{D}_f	\mathcal{D}_{rt}	\mathcal{D}_{ft}
Original	34.46	34.96	43.47	34.45	33.51	43.42	42.24
Retrain	33.22	42.74	43.46	31.04	41.47	43.42	43.41
NegGrad	43.49	47.89	54.67	*	*	*	*
Finetune	33.28	35.61	43.34	33.24	34.30	43.28	42.50
BadT	35.59	36.66	44.15	36.83	88.00	45.76	84.76
SCRUB	35.22	37.60	46.00	33.60	34.41	43.27	42.47
Ours	34.48	35.24	43.65	34.51	33.96	43.65	42.68

the normal range. Notably, in this experiment, the fine-tuning method was the closest to the retrained model in multiple data subsets. However, as we will see in the subsequent privacy experiments, fine-tuning fails to achieve true unlearning.

3) *Activation Distance*: We compare our method’s activation distance results on image classification and text generation tasks. Activation distance is measured as the mean L2 distance of the prediction probabilities between the unlearning model and the retrained model on different data subsets, as described in [28]. Ideally, the activation distance of the unlearning model should be as small as possible across different data subsets. Table V presents the activation distance comparisons for different unlearning methods on sample unlearning and class unlearning tasks in image classification. These results indicate that our method generally achieves lower activation distances compared to other baselines, indicating a closer alignment with the retrained model. In sample unlearning, all baselines exhibit similar activation distances on \mathcal{D}_r and \mathcal{D}_t . However, there is significant variation on \mathcal{D}_f . Specifically, for the ResNet18 model, the activation distance of the BadT on CIFAR-10 and Fashion-MNIST is significantly greater than that of our method. The BadT method’s unlearning strategy involves learning from an incompetent teacher, causing the unlearning model to make near-random predictions on \mathcal{D}_f . This “random guessing” strategy is a core concept in many unlearning algorithms, including our method, which assigns average labels to \mathcal{D}_f . The key difference lies in the handling of intermediate features. BadT’s strategy forces the intermediate layers to undergo substantial adjustments to forget \mathcal{D}_f , resulting in significant feature distance, as seen in Table VIII. In contrast, our method constrains the adjustment of intermediate layers, allowing them to extract features similar to those of the retrained model, even when assigning average labels to \mathcal{D}_f . Notably, in the class unlearning activation distance comparison in Table V, BadT achieves comparable results to ours in most cases. This is because, in image classification tasks with balanced class distributions, the prediction probability for a class absent in the training set tends to be close to average, aligning with BadT’s “random guessing” strategy. Additionally, SCRUB achieves good results in terms of activation distance, indicating the effectiveness of its adversarial training strategy. Nevertheless, in most cases of class unlearning, our

method still achieves a comparable activation distance.

The comparison results of activation distances for text generation tasks are presented in Table VI. Given that text generation tasks typically involve a larger number of logits in the final activation layer (e.g., GPT-2 has 50,257 logits) compared to image classification tasks, this adds more uncertainty to the comparison of activation distances. The experimental results show that the fine-tuning method performs best in reducing activation distance, followed by our proposed method. Table VI indicates that the NegGrad method significantly impacts model performance, while the BadT method merely worsens the predictions on \mathcal{D}_f and \mathcal{D}_{ft} , leading to a larger activation distance compared to the retrained model. SCRUB uses an adversarial strategy during training, applying a negative gradient-like update on \mathcal{D}_f at the outset. This causes the model to quickly deviate from the original model, resulting in a larger activation distance. The core idea behind using the fine-tune method for unlearning is leveraging catastrophic unlearning [44]. It focuses on learning from the retained data, preserving their features and distribution while reducing performance on the unlearning set. Since the retrained model is also trained on the retained set, their activation distances are similar. However, fine-tuning relies on multiple epochs of training and cannot completely eliminate the model’s memory of the unlearning data, potentially retaining some implicit information. In contrast, our proposed method explicitly shifts the features of the unlearning set towards the average features of the retained set, enabling effective unlearning in a shorter time. The original model is trained on a large-scale dataset, making its feature distribution closer to the real statistical distribution. Unlike the BadT method, which aligns the unlearning set with an incompetent random teacher model, causing a distribution shift in \mathcal{D}_r and \mathcal{D}_t , our method maintains consistency with the original model’s probability distribution across all subsets.

4) *Feature Distance*: We evaluated feature distance on image classification and text generation tasks by measuring the mean absolute relative error between two models’ outputs at specified intermediate layers:

$$\frac{1}{N} \sum_{x \in \mathcal{D}} \sum_{k=1}^m |x_k^a - x_k^b|$$

where x_k^a and x_k^b are the features from layer k of models A and B , respectively.

Based on the comparison baseline, we defined two types of feature distances in our experiments:

Definition 1: Distance between the unlearned model and the original model at intermediate layers.

Definition 2: Distance between the unlearned model and the retrained model.

The second definition is more commonly understood and used in many metrics. We include the first definition because comparing feature distances involves numerous intermediate layer outputs, making it relatively complex. Additionally, since the unlearning model typically starts from the original model, while the retrained model might have a completely different initialization and training process, leading to significant changes in intermediate layers, it is natural to use the original

TABLE V
ACTIVATION DISTANCE OF IMAGE CLASSIFICATION TASKS IN SAMPLE UNLEARNING AND CLASS UNLEARNING

		Sample unlearning						Class unlearning							
		CIFAR-10			Fashion-MNIST			CIFAR-10				Fashion-MNIST			
		\mathcal{D}_r	\mathcal{D}_f	\mathcal{D}_t	\mathcal{D}_r	\mathcal{D}_f	\mathcal{D}_t	\mathcal{D}_r	\mathcal{D}_f	\mathcal{D}_{rt}	\mathcal{D}_{ft}	\mathcal{D}_r	\mathcal{D}_f	\mathcal{D}_{rt}	\mathcal{D}_{ft}
Resnet18	NegGrad	0.00	0.08	0.02	0.00	0.07	0.03	0.27	1.13	0.30	1.06	0.30	1.02	0.31	1.05
	Finetune	0.00	0.07	0.03	0.00	0.04	0.03	0.00	1.66	0.03	1.46	0.00	1.70	0.03	1.40
	BadT	0.00	0.92	0.03	0.00	0.78	0.03	0.00	0.62	0.03	0.57	0.00	1.04	0.03	0.89
	SCRUB	0.00	0.08	0.03	0.00	0.05	0.03	0.00	0.75	0.04	0.69	0.01	0.42	0.03	0.40
	Ours	0.00	0.11	0.03	0.00	0.07	0.03	0.00	0.63	0.03	0.58	0.00	0.70	0.03	0.60
ViT	NegGrad	0.00	0.04	0.02	0.01	0.06	0.03	1.11	0.94	1.13	0.96	0.99	0.40	0.99	0.41
	Finetune	0.00	0.01	0.02	0.00	0.05	0.03	0.00	1.80	0.02	1.79	0.00	1.18	0.02	1.11
	BadT	0.00	0.04	0.01	0.01	0.05	0.03	0.00	0.67	0.02	0.68	0.01	0.67	0.03	0.62
	SCRUB	0.00	0.01	0.01	0.00	0.06	0.03	0.00	0.69	0.02	0.69	0.00	0.44	0.03	0.40
	Ours	0.00	0.03	0.01	0.00	0.09	0.03	0.00	0.69	0.02	0.68	0.00	0.76	0.03	0.68

TABLE VI
ACTIVATION DISTANCE OF TEXT GENERATION TASKS IN SAMPLE UNLEARNING AND CLASS UNLEARNING

	Sample unlearning			Class unlearning			
	\mathcal{D}_r	\mathcal{D}_f	\mathcal{D}_t	\mathcal{D}_r	\mathcal{D}_f	\mathcal{D}_{rt}	\mathcal{D}_{ft}
NegGrad	4.10	4.27	4.07	141.35	142.27	140.35	141.47
Finetune	0.43	0.60	0.41	0.44	0.60	0.39	0.42
BadT	0.72	0.85	0.68	1.24	11.24	1.20	9.17
SCRUB	1.29	1.43	1.29	1.11	1.26	1.07	1.07
Ours	0.60	0.78	0.58	0.71	0.92	0.64	0.71

model as a baseline for feature distance comparison. In the first definition, we aim for the feature distance of the unlearning model to be as close as possible to the feature distance of the retrained model. In the second definition, we aim for the feature distance to be minimized. In this paper, we conducted experiments for both definitions. Table VII presents the comparison results of feature distances based on the first definition for different baseline methods using the ResNet18 model on CIFAR-10 and Fashion-MNIST datasets. Table VII represents sample unlearning and class unlearning. It can be seen that in sample unlearning, the feature distance of our proposed method is the closest to that of the retrained model in all cases. This indicates that our proposed method makes the distance between the intermediate layers of the unlearning model and the original model similar to the distance between the intermediate layers of the retrained model and the original model. In the class unlearning experiments shown in Table VII, our method achieved feature distances comparable to those of the retrained model in the vast majority of cases.

Table VIII presents the comparison results of feature distances based on the second definition for different baseline methods in the text generation task, with both sample unlearning and class unlearning results displayed in the same table. From the table, it is evident that our proposed method achieves the smallest feature distance in all cases, indicating that our method is closest to the retrained model in the

intermediate layers. The BadT method, on the other hand, shows a significantly larger feature distance, indicating that it causes excessive adjustments in the intermediate layers. Our method imposes constraints on the intermediate layers during training, ensuring that the adjustments remain within a reasonable range.

C. Privacy Performance

We used Membership Inference Attack (MIA), a standard approach in machine unlearning, to evaluate the privacy guarantees of different unlearning models. The core idea of MIA is to train an attack model that attempts to determine whether a specific sample belongs to the training set of the target model. In the context of machine unlearning, MIA is used to verify whether the samples requested for unlearning have been effectively removed from the model. Specifically, we train an attack model, which is a binary classifier, using the output of the unlearning model on the dataset as input to predict the probability that a sample belongs to the training set. We use the test set and the retained set as training samples for the attack model, labeling the test set as 0 and the retained set as 1. Instead of directly using the raw output of the unlearning model, we extract abstract features from the outputs to train the attack model, following the approach of [28], and use SVM and logistic regression as the discriminative models. After training the attack model, we input the abstract features of the unlearning set from the unlearning model to the attack model to obtain the probability of whether the unlearning set was used in the training set. By comparing the performance of the attack model under different unlearning algorithms, we can assess the effectiveness of various methods in protecting privacy. For non-unlearned samples, the attack model will perform better, while for unlearning samples, a lower attack success rate indicates better unlearning effectiveness and stronger privacy protection. Ideally, if the unlearning algorithm is effective, the attack model’s accuracy in determining unlearning samples should be close to random guessing (50%).

TABLE VII
FEATURE DISTANCE OF IMAGE CLASSIFICATION TASKS (RESNET18) IN SAMPLE UNLEARNING AND CLASS UNLEARNING

	Sample unlearning						Class unlearning							
	CIFAR-10			Fashion-MNIST			CIFAR-10				Fashion-MNIST			
	\mathcal{D}_r	\mathcal{D}_f	\mathcal{D}_t	\mathcal{D}_r	\mathcal{D}_f	\mathcal{D}_t	\mathcal{D}_r	\mathcal{D}_f	\mathcal{D}_{rt}	\mathcal{D}_{ft}	\mathcal{D}_r	\mathcal{D}_f	\mathcal{D}_{rt}	\mathcal{D}_{ft}
Retrain	1.65	1.21	1.61	2.30	22.70	2.28	1.92	1.92	1.96	1.88	2.20	2.39	2.23	2.20
NegGrad	0.22	0.19	0.28	0.42	0.39	0.43	2.76	3.45	2.29	2.42	1.65	1.80	1.56	1.55
Finetune	0.82	0.72	0.78	0.85	0.84	0.84	0.81	0.89	0.81	0.85	0.64	0.65	0.62	1.63
BadT	0.95	0.84	0.97	0.83	0.82	0.80	0.85	1.04	0.83	0.92	0.75	0.77	0.78	2.70
SCRUB	0.85	0.78	0.84	0.66	0.82	0.65	1.42	1.25	1.21	1.23	1.35	1.36	1.32	1.43
Ours	1.35	1.27	1.33	1.11	1.25	1.13	1.52	1.63	1.49	1.70	1.36	1.37	1.36	1.37

TABLE VIII
FEATURE DISTANCE OF TEXT GENERATION TASKS IN SAMPLE UNLEARNING AND CLASS UNLEARNING

	Sample unlearning			Class unlearning			
	\mathcal{D}_r	\mathcal{D}_f	\mathcal{D}_t	\mathcal{D}_r	\mathcal{D}_f	\mathcal{D}_{rt}	\mathcal{D}_{ft}
NegGrad	0.55	0.50	0.53	0.73	0.44	0.42	0.61
Finetune	2.85	2.88	3.59	3.06	2.34	4.73	2.68
BadT	33.27	23.63	20.34	23.50	19.55	22.91	19.31
SCRUB	0.86	1.02	0.75	0.80	0.87	1.21	0.69
Ours	0.29	0.39	0.29	0.39	0.40	0.38	0.42

However, in the context of machine unlearning, evaluating the performance of MIA requires a delicate balance. For machine unlearning, an extremely low MIA attack success rate might not always be desirable. An excessively low MIA success rate might make the unlearning model more susceptible to MIA attacks [32], as excessive unlearning can cause the model to become unnatural or inconsistent, providing exploitable patterns for attackers. This balance reflects the trade-off between protecting privacy and maintaining model performance: an ideal unlearning algorithm should remove the influence of specific data while preserving the model’s overall structure and generalization ability. The retrained model provides an ideal reference point, as it completely excludes the unlearning data, helping us evaluate the effectiveness of the unlearning algorithms.

Depending on our unlearning objectives and tasks, we evaluate MIA performance differently. For sample unlearning, usually aimed at protecting user privacy, our goal is to make the MIA values of the unlearning model as close to the retrained model’s MIA values as possible. Based on this, we then strive for the lowest possible MIA attack success rate. For class unlearning, usually aimed at eliminating bias or harmful samples from the model, making it seem as if the model has never encountered such samples, we hope the accuracy on the unlearning class should be as close to zero as possible, and therefore, the MIA value should be as low as possible. However, for text generation tasks, even if the model has not seen a particular class of samples, it should still be able to generate reasonable outputs. Thus, for text generation tasks, we hope the MIA values are as close to the retrained model’s

MIA values as possible.

We conducted experiments on three main tasks: image classification, text classification, and text generation. For image classification and text classification tasks, we used the entropy of the probabilities output by the unlearning model as the abstract representation of the samples, which were used as input to the attack model, employing SVM as the discriminative model. In the text generation task, due to the high number of logits in the final layer (e.g., 50257 for GPT-2), a large number of low probability values could introduce additional noise and affect results. Therefore, we selected the probabilities corresponding to the top 10 tokens and used their entropy as the abstract representation for the attack model’s input.

Table IX and X show the MIA attack success rates for different baseline methods across various tasks. In Table IX, for image classification tasks based on the ResNet18 model, our method generally achieved optimal results, with MIA values closest to the retrained model in most cases. On the CIFAR-10 dataset, our method’s sample-level MIA value (0.89) was very close to the retrained model (0.86), and at the class level, our method (0.00) was significantly lower than the retrained model (0.33), as expected. Table IX shows that our method perfectly matched the retrained model at the sample level (0.98) for the ViT model on CIFAR-10, while at the class level (0.00), it was significantly lower than the retrained model (0.53). Results on Fashion-MNIST further confirmed this trend.

In Table X, we present the results of MIA on text classification and text generation tasks. For the text classification task, our method performs well at the sample level, achieving near-equivalent performance to the retrained model. At the class level, our method significantly reduces the MIA success rate, aligning with expectations for class unlearning in classification tasks. As previously mentioned, for generation tasks, whether it’s sample unlearning or class unlearning, the output should remain plausible, and thus we aim for MIA values to be as close to the retrained model’s MIA values as possible. In the text generation task, we conducted experiments based on DistilGPT2 on the ELI5-Category dataset. As shown in Table X, the original model achieved an MIA success rate of 1.00 at both the sample and class levels, as expected, indicating the model fully remembered the training data. The retrained

TABLE IX
MIA VALUES OF IMAGE CLASSIFICATION TASKS AFTER SAMPLE UNLEARNING AND CLASS UNLEARNING

	Resnet18				ViT			
	CIFAR-10		FASHION-MNIST		CIFAR-10		FASHION-MNIST	
	Sample	Class	Sample	Class	Sample	Class	Sample	Class
Original	1.00	1.00	1.00	1.00	1.00	1.00	1.00	1.00
Retrain	0.86	0.33	0.95	0.59	0.98	0.53	1.00	0.74
NegGrad	0.98	1.00	1.00	1.00	0.99	1.00	1.00	1.00
Finetune	1.00	0.73	1.00	0.82	1.00	1.00	1.00	0.75
BadT	0.06	0.00	0.05	0.00	0.99	0.00	1.00	0.02
SCRUB	0.99	0.62	1.00	0.73	1.00	0.86	1.00	0.24
Ours	0.89	0.00	0.93	0.00	0.98	0.00	0.98	0.00

TABLE X
MIA VALUES FOR SAMPLE UNLEARNING AND CLASS UNLEARNING IN TEXT CLASSIFICATION AND TEXT GENERATION TASKS

	DistilBERT		DistilGPT2	
	Sample	Class	Sample	Class
Original	1.00	1.00	1.00	1.00
Retrain	0.98	0.97	0.50	0.50
NegGrad	0.98	1.00	1.00	1.00
Finetune	0.99	0.99	1.00	1.00
BadT	0.93	0.03	0.52	0.08
SCRUB	0.97	0.97	1.00	1.00
Ours	0.99	0.05	0.53	0.50

model achieved an MIA success rate of 0.50 at both levels, indicating a significant reduction in information leakage. Our method achieved 0.53 at the sample level and 0.50 at the class level, very close to the retrained model’s performance, which is ideal, indicating that our method effectively protects privacy while maintaining similar performance to retraining. The NegGrad and finetune methods maintained high MIA success rates (1.00) similar to the original model, while the BadT method was closest to the retrained model at the sample level but showed excessively low performance at the class level (0.08), potentially leading to unreasonable outputs.

D. Computational Performance

To evaluate the computational efficiency of our proposed method, we compared the training times of different models and baseline methods across various tasks. Detailed experimental results are presented in Table XI, with training times measured in seconds. From the table, it can be observed that the retraining method requires the longest time, especially for complex models, highlighting the importance of efficient unlearning methods for complex models. Among all the baselines, the NegGrad method is usually the fastest, as it only requires fine-tuning on the unlearning set. However, as previously discussed, NegGrad can negatively impact model performance. The Finetune method shows decent time efficiency compared to BadT, yet it fails to achieve true unlearning. Our method is generally comparable to BadT in terms of

computational efficiency, with similar training times in most cases. Compared to retraining, our total training time across all tasks is reduced by 94%. In BadT, two teacher models are used, whereas our method only requires one teacher model in the student-teacher framework, thereby reducing the required computational resources. Moreover, our method leverages the LoRA module to obtain residual features from intermediate layers, allowing us to even dispense with the teacher-student architecture and directly align with pre-trained features, significantly reducing computational costs. For instance, when we remove the teacher model during the training process of ResNet18 and directly align with its pre-trained features, the model’s performance metrics remain identical, but the training time for class unlearning decreases from 90.96 seconds to 83.18 seconds.

E. Ablation Study

The following ablation study evaluates the γ parameter, which is a hyperparameter that determines the significance of intermediate layer loss. To assess the impact of γ , we used the same setup as in previous experiments for sample unlearning and class unlearning, employing the CIFAR-10 dataset and the ResNet18 model. We directly utilized the original and retrained models from the previous experiments, as well as the same samples and classes for unlearning. The unlearning process was carried out using different γ values, and the primary metrics evaluated were accuracy and feature distance.

As shown in Figure 5, different values of γ have minimal impact on the model’s accuracy on \mathcal{D}_r and \mathcal{D}_t , while accuracy on \mathcal{D}_f fluctuates within a certain range. Specifically, in sample unlearning, as γ increases, \mathcal{D}_f accuracy drops significantly. This is because, with a larger γ , the model’s intermediate features on \mathcal{D}_f are forced to deviate further from their original values and move closer to average features, leading to reduced accuracy on \mathcal{D}_f . Interestingly, in class unlearning, this trend is reversed, though the range of fluctuation remains small.

The minimal effect of γ on \mathcal{D}_r and \mathcal{D}_t indicates that the intermediate layer loss and the cross-entropy loss in the output layer can substitute for each other to some extent. When γ is small, the output layer’s cross-entropy loss dominates; when γ is larger, the intermediate layer’s loss takes precedence.

TABLE XI
COMPARISON OF TRAINING TIMES FOR DIFFERENT BASELINE METHODS (UNIT: SECONDS)

	ResNet18		ViT		DistilBERT		DistilGPT2	
	Sample	Class	Sample	Class	Sample	Class	Sample	Class
Retrain	1222.28	1099.67	2065.85	1863.91	2142.00	2003.25	710.46	684.02
NegGrad	7.86	12.74	19.39	37.29	57.10	70.71	8.51	10.87
Finetune	61.14	55.10	208.39	189.80	213.95	200.10	72.11	69.18
BadT	76.35	73.07	334.78	335.80	414.52	414.69	158.22	151.38
SCRUB	64.35	65.76	262.02	282.09	311.19	311.28	114.19	112.50
Ours	91.71	90.96	297.38	295.89	370.61	369.99	87.42	79.05

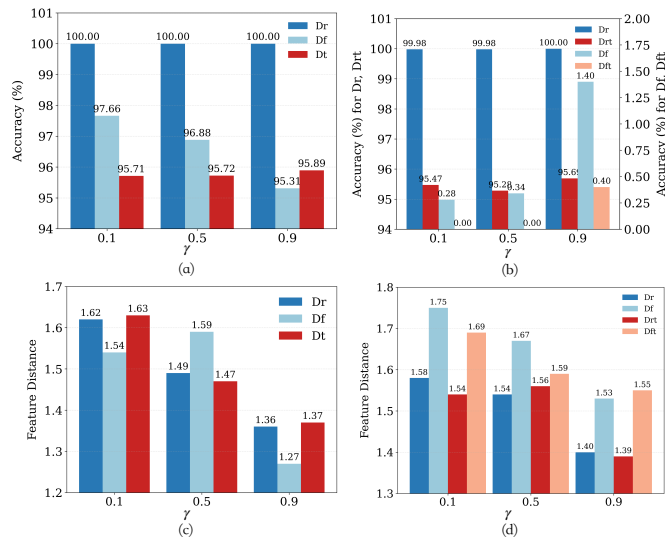


Fig. 5. The impact of γ on accuracy and feature distance. (a) and (b) show the effect of different γ values on accuracy, while (c) and (d) show the effect of different γ values on feature distance. Among these, (a) and (c) represent sample unlearning, and (b) and (d) represent class unlearning.

However, both losses have a similar influence on model performance, likely because the intermediate layer’s loss reflects the performance of the original pre-trained model, serving as a baseline. Modifying the intermediate layer is equivalent to altering the output layer’s results.

Figure 5 shows that γ has a linear impact on feature distance: the larger the γ , the smaller the feature distance, which aligns with our intuition. We observed similar trends in both sample unlearning and class unlearning. In this ablation study, we used the first definition of feature distance, measuring the distance between the model and the original model at the intermediate feature layer. Ideally, the model should retain as much of the original model’s feature extraction capability as possible post-unlearning. The study highlights γ as an important factor. Furthermore, in sample unlearning, the feature distance on \mathcal{D}_r and \mathcal{D}_t tends to be greater than on \mathcal{D}_f . In class unlearning, however, this trend is reversed, suggesting that the number of forgotten samples has a certain influence on feature distance. Generally, the more samples are forgotten, the greater the feature distance on \mathcal{D}_f (or \mathcal{D}_{ft}).

VI. CONCLUSION

This paper presents a novel, general-purpose machine unlearning algorithm that aligns the unlearning model with the pre-trained model at the feature level using residual features from intermediate layers. By integrating LoRA, our method supports both sample-level and class-level unlearning. To demonstrate the versatility of our proposed approach, we conducted extensive experiments across various tasks, including image classification, text classification, and text generation. We evaluated our method using multiple metrics, and the results consistently confirmed its effectiveness and reliability. Future work will focus on achieving unlearning with as few intermediate layer alignments as possible, aiming to balance unlearning performance and computational efficiency.

ACKNOWLEDGMENTS

This research is supported by NSFC-FDCT under its Joint Scientific Research Project Fund (Grant No. 0051/2022/AFJ), China & Macau.

REFERENCES

- [1] L. Wang, T. Chen, W. Yuan, X. Zeng, K.-F. Wong, and H. Yin, “Kga: A general machine unlearning framework based on knowledge gap alignment,” in *Proceedings of the 61st Annual Meeting of the Association for Computational Linguistics (Volume 1: Long Papers)*, 2023, pp. 13 264–13 276.
- [2] T. T. Nguyen, T. T. Huynh, P. L. Nguyen, A. W.-C. Liew, H. Yin, and Q. V. H. Nguyen, “A survey of machine unlearning,” *arXiv preprint arXiv:2209.02299*, 2022.
- [3] H. Xu, T. Zhu, L. Zhang, W. Zhou, and P. S. Yu, “Machine unlearning: A survey,” *ACM Comput. Surv.*, vol. 56, no. 1, pp. 9:1–9:36, 2024. [Online]. Available: <https://doi.org/10.1145/3603620>
- [4] L. Bourtole, V. Chandrasekaran, C. A. Choquette-Choo, H. Jia, A. Travers, B. Zhang, D. Lie, and N. Papernot, “Machine unlearning,” in *2021 IEEE Symposium on Security and Privacy (SP)*. IEEE, 2021, pp. 141–159.
- [5] S. Lin, X. Zhang, C. Chen, X. Chen, and W. Susilo, “Erm-ktp: Knowledge-level machine unlearning via knowledge transfer,” in *Proceedings of the IEEE/CVF Conference on Computer Vision and Pattern Recognition*, 2023, pp. 20 147–20 155.
- [6] C. Guo, T. Goldstein, A. Hannun, and L. Van Der Maaten, “Certified data removal from machine learning models,” *arXiv preprint arXiv:1911.03030*, 2019.
- [7] E. J. Hu, Y. Shen, P. Wallis, Z. Allen-Zhu, Y. Li, S. Wang, L. Wang, and W. Chen, “Lora: Low-rank adaptation of large language models,” *arXiv preprint arXiv:2106.09685*, 2021.
- [8] Y. Cao and J. Yang, “Towards making systems forget with machine unlearning,” in *2015 IEEE symposium on security and privacy*. IEEE, 2015, pp. 463–480.

- [9] A. Sekhari, J. Acharya, G. Kamath, and A. T. Suresh, "Remember what you want to forget: Algorithms for machine unlearning," *Advances in Neural Information Processing Systems*, vol. 34, pp. 18 075–18 086, 2021.
- [10] C. Dwork, "Differential privacy," in *International colloquium on automata, languages, and programming*. Springer, 2006, pp. 1–12.
- [11] A. Ginart, M. Guan, G. Valiant, and J. Y. Zou, "Making ai forget you: Data deletion in machine learning," *Advances in neural information processing systems*, vol. 32, 2019.
- [12] A. Thudi, G. Deza, V. Chandrasekaran, and N. Papernot, "Unrolling sgd: Understanding factors influencing machine unlearning," in *2022 IEEE 7th European Symposium on Security and Privacy (EuroS&P)*. IEEE, 2022, pp. 303–319.
- [13] Z. Izzo, M. A. Smart, K. Chaudhuri, and J. Zou, "Approximate data deletion from machine learning models," in *International Conference on Artificial Intelligence and Statistics*. PMLR, 2021, pp. 2008–2016.
- [14] S. Neel, A. Roth, and S. Sharifi-Malvajerdi, "Descent-to-delete: Gradient-based methods for machine unlearning," in *Algorithmic Learning Theory*. PMLR, 2021, pp. 931–962.
- [15] L. Graves, V. Nagisetty, and V. Ganesh, "Amnesiac machine learning," in *Proceedings of the AAAI Conference on Artificial Intelligence*, vol. 35, no. 13, 2021, pp. 11 516–11 524.
- [16] A. Golatkar, A. Achille, and S. Soatto, "Eternal sunshine of the spotless net: Selective forgetting in deep networks," in *Proceedings of the IEEE/CVF Conference on Computer Vision and Pattern Recognition*, 2020, pp. 9304–9312.
- [17] A. Warnecke, L. Pirch, C. Wressnegger, and K. Rieck, "Machine unlearning of features and labels," *arXiv preprint arXiv:2108.11577*, 2021.
- [18] A. Thudi, H. Jia, I. Shumailov, and N. Papernot, "On the necessity of auditable algorithmic definitions for machine unlearning," in *31st USENIX Security Symposium (USENIX Security 22)*, 2022, pp. 4007–4022.
- [19] A. K. Tarun, V. S. Chundawat, M. Mandal, and M. Kankanhalli, "Fast yet effective machine unlearning," *IEEE Transactions on Neural Networks and Learning Systems*, 2023.
- [20] V. S. Chundawat, A. K. Tarun, M. Mandal, and M. Kankanhalli, "Zero-shot machine unlearning," *IEEE Transactions on Information Forensics and Security*, 2023.
- [21] Y. Yoon, J. Nam, H. Yun, J. Lee, D. Kim, and J. Ok, "Few-shot unlearning by model inversion," *arXiv preprint arXiv:2205.15567*, 2022.
- [22] S. Cha, S. Cho, D. Hwang, H. Lee, T. Moon, and M. Lee, "Learning to unlearn: Instance-wise unlearning for pre-trained classifiers," in *Proceedings of the AAAI Conference on Artificial Intelligence*, vol. 38, no. 10, 2024, pp. 11 186–11 194.
- [23] A. Golatkar, A. Achille, A. Ravichandran, M. Polito, and S. Soatto, "Mixed-privacy forgetting in deep networks," in *Proceedings of the IEEE/CVF conference on computer vision and pattern recognition*, 2021, pp. 792–801.
- [24] R. Mehta, S. Pal, V. Singh, and S. N. Ravi, "Deep unlearning via randomized conditionally independent Hessians," in *Proceedings of the IEEE/CVF Conference on Computer Vision and Pattern Recognition*, 2022, pp. 10 422–10 431.
- [25] J. Kim and S. S. Woo, "Efficient two-stage model retraining for machine unlearning," in *Proceedings of the IEEE/CVF Conference on Computer Vision and Pattern Recognition*, 2022, pp. 4361–4369.
- [26] H. Yan, X. Li, Z. Guo, H. Li, F. Li, and X. Lin, "ARCANE: an efficient architecture for exact machine unlearning," in *Proceedings of the Thirty-First International Joint Conference on Artificial Intelligence, IJCAI 2022, Vienna, Austria, 23-29 July 2022*, L. D. Raedt, Ed. ijcai.org, 2022, pp. 4006–4013. [Online]. Available: <https://doi.org/10.24963/ijcai.2022/556>
- [27] P. W. Koh and P. Liang, "Understanding black-box predictions via influence functions," in *International conference on machine learning*. PMLR, 2017, pp. 1885–1894.
- [28] V. S. Chundawat, A. K. Tarun, M. Mandal, and M. Kankanhalli, "Can bad teaching induce forgetting? unlearning in deep networks using an incompetent teacher," in *Proceedings of the AAAI Conference on Artificial Intelligence*, vol. 37, no. 6, 2023, pp. 7210–7217.
- [29] R. Adriana, B. Nicolas, K. S. Ebrahimi, C. Antoine, G. Carlo, and B. Yoshua, "Fitnets: Hints for thin deep nets," *Proc. ICLR*, vol. 2, no. 3, p. 1, 2015.
- [30] D. P. Kingma and M. Welling, "Auto-encoding variational bayes," *arXiv preprint arXiv:1312.6114*, 2013.
- [31] R. Rombach, A. Blattmann, D. Lorenz, P. Esser, and B. Ommer, "High-resolution image synthesis with latent diffusion models," in *Proceedings of the IEEE/CVF conference on computer vision and pattern recognition*, 2022, pp. 10 684–10 695.
- [32] M. Kurmanji, P. Triantafillou, J. Hayes, and E. Triantafillou, "Towards unbounded machine unlearning," *Advances in Neural Information Processing Systems*, vol. 36, 2024.
- [33] J. Gou, B. Yu, S. J. Maybank, and D. Tao, "Knowledge distillation: A survey," *International Journal of Computer Vision*, vol. 129, no. 6, pp. 1789–1819, 2021.
- [34] A. Krizhevsky, "Learning multiple layers of features from tiny images," *Master's thesis, University of Tront*, 2009.
- [35] H. Xiao, K. Rasul, and R. Vollgraf, "Fashion-mnist: a novel image dataset for benchmarking machine learning algorithms," *arXiv preprint arXiv:1708.07747*, 2017.
- [36] A. L. Maas, R. E. Daly, P. T. Pham, D. Huang, A. Y. Ng, and C. Potts, "Learning word vectors for sentiment analysis," in *Proceedings of the 49th Annual Meeting of the Association for Computational Linguistics: Human Language Technologies*. Portland, Oregon, USA: Association for Computational Linguistics, June 2011, pp. 142–150. [Online]. Available: <http://www.aclweb.org/anthology/P11-1015>
- [37] K. He, X. Zhang, S. Ren, and J. Sun, "Deep residual learning for image recognition," in *Proceedings of the IEEE conference on computer vision and pattern recognition*, 2016, pp. 770–778.
- [38] A. Dosovitskiy, L. Beyer, A. Kolesnikov, D. Weissenborn, X. Zhai, T. Unterthiner, M. Dehghani, M. Minderer, G. Heigold, S. Gelly *et al.*, "An image is worth 16x16 words: Transformers for image recognition at scale," *arXiv preprint arXiv:2010.11929*, 2020.
- [39] O. Russakovsky, J. Deng, H. Su, J. Krause, S. Satheesh, S. Ma, Z. Huang, A. Karpathy, A. Khosla, M. Bernstein, A. C. Berg, and L. Fei-Fei, "ImageNet Large Scale Visual Recognition Challenge," *International Journal of Computer Vision (IJCV)*, vol. 115, no. 3, pp. 211–252, 2015.
- [40] V. Sanh, L. Debut, J. Chaumond, and T. Wolf, "Distilbert, a distilled version of bert: smaller, faster, cheaper and lighter," *ArXiv*, vol. abs/1910.01108, 2019.
- [41] J. Devlin, M.-W. Chang, K. Lee, and K. Toutanova, "Bert: Pre-training of deep bidirectional transformers for language understanding," *arXiv preprint arXiv:1810.04805*, 2018.
- [42] A. Radford, J. Wu, R. Child, D. Luan, D. Amodei, I. Sutskever *et al.*, "Language models are unsupervised multitask learners," *OpenAI blog*, vol. 1, no. 8, p. 9, 2019.
- [43] M. Chen, W. Gao, G. Liu, K. Peng, and C. Wang, "Boundary unlearning: Rapid forgetting of deep networks via shifting the decision boundary," in *Proceedings of the IEEE/CVF Conference on Computer Vision and Pattern Recognition*, 2023, pp. 7766–7775.
- [44] R. M. French, "Catastrophic forgetting in connectionist networks," *Trends in cognitive sciences*, vol. 3, no. 4, pp. 128–135, 1999.



Laiqiao Qin is a Ph.D. candidate at City University of Macau, Macao SAR, China. He received his M.Eng.degree in the Faculty of Data Science from City University of Macau. His research interests include AI security and privacy, as well as federated learning.



Tianqing Zhu is currently associate Dean and professor in the Faculty of Data Science, City University of Macau, Macao SAR, China. She received her PhD in 2014 from Deakin University, Australia. Her research interests include privacy preserving, AI security and privacy, and network security.



Linlin Wang is a Ph.D. candidate at City University of Macau, Macao SAR, China. She received her M.Eng. degree in the Faculty of Data Science from City University of Macau. Her research interests include security and privacy in machine learning, and federated learning.



Wanlei Zhou is currently the Vice Rector and Dean of Faculty of Data Science, City University of Macau, Macao SAR, China. He received his PhD degree from The Australian National University, Canberra, Australia, in 1991, all in Computer Science and Engineering. He has authored or coauthored more than 400 papers in refereed international journals and refereed international conferences proceedings, including many articles in IEEE transactions and journals. His research interests include security and privacy, parallel and distributed systems, and e-

learning.