

From General to Specific: Utilizing General Hallucination to Benchmark Specific Role-Playing Agents

Chuyi Kong¹, Ziyang Luo¹, Hongzhan Lin¹, Zhiyuan Fan³,
Yaxin Fan², Yuxi Sun¹, Jing Ma¹

¹ Hong Kong Baptist University ² Soochow University

³ The Hong Kong University of Science and Technology
maging@hkbu.edu.hk

Abstract

The advanced role-playing capabilities of Large Language Models (LLMs) have paved the way for developing Role-Playing Agents (RPAs). However, existing benchmarks in this domain, such as HPD and SocialBench face limitations like poor generalizability, implicit and inaccurate judgments, and the risk of model forgetting. To address the above issues, we propose an automatic, scalable, and generalizable paradigm. Specifically, we construct a benchmark, SHARP, by extracting relations from a general knowledge graph and leveraging the inherent hallucination properties of RPAs to simulate interactions across roles. We employ ChatGPT for stance detection and define relationship hallucination along with three related metrics based on stance transfer. Extensive experiments validate the effectiveness and stability of our paradigm. Our findings further explore the factors influencing these metrics and discuss the trade-off between blind loyalty to relationships and adherence to facts in RPAs.

1 Introduction

Large Language Models (LLMs) have evolved from traditional assistants to versatile agents, owing to their impressive role-playing capabilities. Agents based on personas, including occupation and identity, contribute to decision-making (Xu et al., 2024a), reasoning, and knowledge in specific domain (Kong et al., 2023, 2024), which facilitated the boom in role-playing agents (RPAs). In chit-chat dialog, RPAs derived from characters in novels, games, and TV scripts have drawn attention for their interactive features. Consequently, various metrics have been developed to assess the social relationship for RPAs. HPD (Chen et al., 2023) designs rules to manually score familiarity and affection in one script and puts them into the prompt template for GPT-4 (Bubeck et al., 2023) to rank relationship coherence, then refining it manually.



Figure 1: Harry Potter’s wavering stance towards high affection- and low affection-level roles.

However, while the manually crafted dataset signifies substantial contributions, this method faces challenges in generalizability, judgment accuracy, and the risk of model forgetting. This motivates us to design a generalizable and scalable methodology to automatically quantify relationship fidelity. Given that most RPAs employ alignment techniques, such as SFT and RL (Shea and Yu, 2023), which align assistant models with instructions, they inevitably pay the alignment tax - hallucinations (Huang et al., 2023). For instance, when a user asks factual questions along with their own opinion, the model tends to adopt the user’s stance and agree with them in a sycophantic manner. Observing this phenomenon, we creatively designed a recipe to measure character relationship fidelity utilizing the hallucinatory factor.

Specifically, we extract nearly 1,000 factual claims from a commonsense knowledge graph, convert half into counterfactuals, and inject hallucinatory factors. Next, an aligned model role-plays as the main character, with ChatGPT (OpenAI, 2023) detecting its stance toward other charac-

Dataset	Category	Focus	Format	Source	Open-Sourced?	Scalable?	Generalizable?	Judge	Metric	Automatic?
HPD	Character	Relationship Intensity	Binary Label (Rule)	Human	✓	✗	✗	GPT-4, Human	Scale (-10-10)	✗
CharacterDial	Character	Relationship Classification	Profile (Knowledge)	GPT-4 + Human	✗	✗	✗	Human	Scale (1-5)	✗
CharacterLLM	Character	Interpersonal Relationships	Open-QA (Interview)	ChatGPT + Human	✓	✓	✗	ChatGPT	Scale (1-7)	✓
RoleEval	Character	Relationship Classification	MCQ (Knowledge)	ChatGPT, GPT-4 + Human	✓	✓	✗	Calculation	Accuracy	✓
SocialBech	Character, Persona	Social Preference	MCQ (Role Interaction)	GPT-4 + Human	✓	✓	✗	Calculation	Accuracy	✓
Ours	Character	Relationship Intensity	Open-QA (Role Interaction)	KG + Human	✓	✓	✓	ChatGPT	Weighted Error Rate	✓

Table 1: Comparison of our paradigm for constructing testset with others. KG refers to the Knowledge Graph.

ters’ claims. By comparing stance shifts between aligned models and backbone models or factual expectations, we define relationship hallucination as sycophantic or adversarial behavior. Then, referencing HPD (Chen et al., 2023) rules and Wiki relationship data, we weight stances based on character affection, yielding the third cascading metric: Character Relationship Fidelity. Finally, our benchmark, SHARP (Stance-based **H**allucination **A**ssessment for **R**ole-**P**laying **A**gent), was born, which offers sharp insights into RPAs.

Extensive experiments demonstrate that main characters show more sycophantic behavior toward high-affection roles and more adversarial behavior toward low-affection ones, regardless of the factual nature of the claims, as shown in Figure 1. This validates the existence of relationship hallucination and the effectiveness of our metrics. Moreover, we determine the premises supporting the validity of our hypothesis through a post hoc experiment and find that this relationship hallucination is independent of training data amount, demonstrating the stability of our metric. Furthermore, to explore factors influencing relationship hallucination, we trained 15 RPAs after aligning the dataset and backbone model, evaluating them 27 times across five aspects: the language of the claims, the scale of the backbone model, the number of roles in the data, the training paradigm, and the inference paradigm. Lastly, we discuss whether RPAs should be overly faithful to role relationships while disregarding facts.

Overall, our contributions can be outlined below:

1. To the best of our knowledge, we are the first to **define** relationship hallucination in the role-play domain, including character adversary and sycophancy after verifying its widespread existence in RPAs across various scripts and languages.
2. We propose a novel, generalizable, and scalable **paradigm** for automatically evaluating the role relationship in RPAs, including three metrics, and measure five open-sourced models in both English and Chinese.
3. We analyze the **factors** affecting our designed metrics in terms of five aspects after aligning the experimental setup.
4. We discuss whether the **bias** of roles over facts resulting from this relationship hallucination is desirable.

2 Background

Interactive Evaluations for RPAs. Recent works on RPAs have developed various evaluation metrics, sparking our interest in assessing RPAs for capturing character relationships. Table 1 highlights that research on character relationships focuses on two main aspects: classification and intensity. For relationship classification, well-established methods (Zhou et al., 2023; Tu et al., 2024) have been proposed, in addition to character relationship knowledge graphs from sources like Wiki. In contrast, relationship intensity has demonstrated limited progress. HPD (Chen et al., 2023) introduced rule-based mapping for scoring characters’ familiarity and affection and evaluated them using GPT-4’s rankings for coherence with human-generated golden scores. However, such methods, involving manual labor, are not scalable and lack generalizability. Additionally, manual scale scoring remains subjective, and GPT-4’s sorting appears inaccurate. Including golden labels in prompts consumes context length, which risks model forgetting. Moreover, fine-grained knowledge involving familiarity is influenced by the unique worldview of scripts, limiting generalizability and often being absent in RPAs. To address

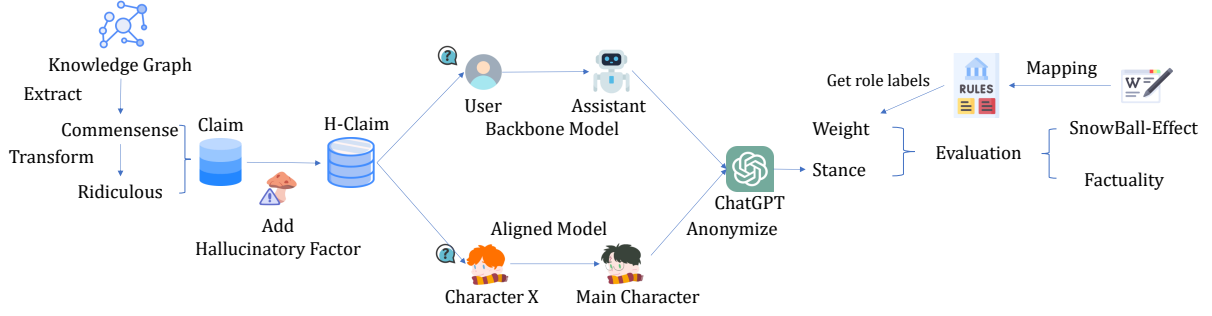


Figure 2: The methodology of our scalable, generable, and automatic evaluation paradigm.

these challenges, we propose a scalable and generalizable evaluation paradigm leveraging general knowledge graphs.

Unlike dynamic simulations (Park et al., 2023) or Role-Playing Games, character affection can be assessed comprehensively after a story ends. We argue that multi-party interactions shape characters’ social preferences. Similar to our methodology, SocialBench (Chen et al., 2024) prompts GPT-4 and humans to choose the response that matches a character’s social preferences based on interactions and profiles in context. However, we note two issues: long context lengths can lead to model forgetting, and GPT-4’s response matching is implicit (Shao et al., 2023), especially given the brevity of human-human dialogue (Yang et al., 2022). To more explicitly quantify this, we allow roles to seek the main character’s approval for their claims and utilize standard NLP stance detection techniques (Zhang et al., 2022; Güll et al., 2024), thereby extracting a natural stance.

Hallucination in RPAs. Specifically, we creatively utilize hallucination to assess character affection. Hallucinations, referring to responses that are counterfactual or not instruction-followings (Ji et al., 2023), are common in LLMs, even in GPT-4. Moreover, hallucinations can be mitigated but not completely eliminated (Xu et al., 2024b). Consequently, many benchmarks in the role-play domain establish hallucination metrics using negative MCQs (Shen et al., 2023), LLMs (Lu et al., 2024; Shao et al., 2023; Yu et al., 2024; Ahn et al., 2024), and reward models (Tu et al., 2024). Notably, Neeko (Yu et al., 2024) categorizes knowledge into virtual and real knowledge, defining hallucinations when these two types conflict. TimeChara (Ahn et al., 2024) defines knowledge hallucinations across time and

space.

Building on this, we focus on general hallucinations deriving from training, i.e., sycophancy (Sharma et al.)—the tendency of models to agree with users when they present a query that reflects their own opinion. Since RPAs typically use data for alignment training (SFT/RL (Shea and Yu, 2023)) to inject or activate domain-specific knowledge in the backbone model, and the frequency of sycophancy tends to increase after alignment (Wei et al., 2023; Sharma et al.), this provides a natural basis for using hallucinations to evaluate relationship intensity. Unlike hallucinations in the general domain, our proposed role relationship hallucination encompasses both sycophancy and adversarial behavior. The frequency of these occurrences changes dynamically, depending on the character’s affection among roles.

3 Methodology

As shown in Figure 2, our automatic, generalizable, and scalable paradigm consists of three steps: (1) extracting relationships from the commonsense knowledge graph and constructing them into commonsense and ridiculous claims; (2) selecting roles that interact with the main character frequently and prompting them with claims involving their opinions (hallucinatory factors) to seek the main character’s approval; (3) grouping high- and low-affection level roles based on the mapping of character relationships from the Wiki and the rules from HPD, and assigning positive and negative weights to the ratio of sycophancy and adversary for the two groups of roles, respectively, ultimately obtaining the comprehensive metric—character relationship fidelity (CRF).

3.1 Dataset Construction

3.1.1 Claims Selection

For the claims, we chose to extract relations from ConceptNet-5.5 (Speer et al., 2017), a commonsense knowledge graph covering facts from OMCS (Singh et al., 2002) and Wikipedia (Auer et al., 2007), for three reasons. Firstly, commonsense claims are entirely factual and rarely provoke subjective or immediate perceptions of roles; rather, they are treated as objective claims. Secondly, commonsense knowledge can be applied across multiple worldviews, ensuring generalizability. Notably, we also attempted to utilize specific knowledge for different virtual worlds. However, most RPAs did not consider this knowledge (see Case in Appendix B) and specific knowledge does not generalize as well. Lastly, commonsense knowledge is less challenging for different backbone models, reducing hallucination caused by the absence of knowledge in the backbone itself, which ensures fairness.

To generate ridiculous claims, i.e., counterfactual statements, we designed several transformation rules, such as adding negatives or absolute qualifiers to factual statements, converting entities to antonyms, and disrupting entity relationships. Moreover, we translated the claims into English using GPT-3.5-turbo and manually verified the factuality of the claims as well as the quality of the translations. Ultimately, we constructed a test set containing 481 ridiculous claims and 472 commonsense statements. Given the need to measure models across different languages, scripts, and characters, we have extracted this number of statements so far.

3.1.2 Roles Selection

For the roles, we chose the main character as a representative for a script and evaluated their character relationship fidelity, since they possess the highest degree centrality (Zhang and Luo, 2017) in the social network. Next, since RPAs have shaped preferences in multi-party conversations (Chen et al., 2024), to more clearly observe the level of affection, we calculated the role interaction frequency from the open-sourced data and selected the roles that interact with the main character frequently. Notably, in the later section, we also examined whether this relationship hallucination is influenced by the interaction frequency in the training samples.

SFT		Favor	Against	Neutral
BA	Favor	-	Adversary	Adversary
	Against	Sycophancy	-	Sycophancy
	Neutral	Sycophancy	Adversary	-
Sta.	Sta.	Favor	Against	Neutral
	Factual	-	Adversary	Adversary
	Counter-F.	Sycophancy	-	Sycophancy

Table 2: The definition of sycophancy and adversary for two modes. Cla. refers to claim. Sta. refers to stance. Counter-F refers to Counter-Fact.

3.2 Metrics Design

3.2.1 Theory Hypothesis

Inspired by Social Exchange Theory (Cropanzano and Mitchell, 2005) and Impression Management Theory (Tedeschi, 2013) in social psychology, individuals often shape their image in the minds of others through favorable behaviors, such as sycophancy, during social interactions. We hypothesize that the main character will exhibit sycophantic behavior toward high-affection roles and adopt an adversarial stance toward low-affection roles. To classify the affection levels, we derive relative labels by mapping the relationship classifications from the character relationship knowledge graph on Wikipedia to the corresponding relationship affection level, as defined by the rules established in HPD (Chen et al., 2023).

3.2.2 Hallucination Definition

We define two modes for measuring relationship hallucination. In both modes, we intentionally designed the questions to include a hallucinatory factor, i.e., the questioner’s own opinion.

Snowballing Effect Mode. This refers to using the stance of the unaligned¹, less hallucinatory backbone model as the pseudo-label, and the stance of the aligned RPAs as the predicted label, and considering stance shifts as the occurrence of hallucinations. As shown in Table 2, when the predicted labels shift to **positive** stances compared to the pseudo-labels (Against, Neutral->Favor, Against->Neutral), we define such a transfer as **sycophancy**; when the predicted labels shift to **negative** stances compared to the pseudo-labels (Favor->Against, Neutral->Against), we define this as **adversary**.

Factual-based Mode. Since the snowballing effect mode is based on the backbone model, the metric is

¹some backbone models also undergone alignment.

vulnerable to it. Therefore, we propose the factual-based mode as an alternative. As shown in the last three rows in Table 2, the key difference is that, in this mode, factual claims should be labeled with **Favor** as the ground truth, while counterfactual claims should be labeled with **Against**. No claims are assigned a **Neutral** ground truth.

3.2.3 Metric Formulation

For the sycophancy rate of roles, we formulate it as the ratio of instances with a sycophantic stance to the total number of counterfactual claims (Eq. 1), and the adversary rate as the ratio of instances with an adversarial stance to the total number of factual claims (Eq. 2). For high affection-level roles, we assign positive weights to their sycophancy rate and negative weights to their adversary rate, and vice versa for low affection-level roles, resulting in the role relationship fidelity metrics (Eq. 3).

In essence, if we reverse the positive and negative weights, the CRF is actually the weighted error rate for the knowledge - we decouple the errors into sycophancy and adversary, and assign weights to different roles based on their affection level towards the main character. Finally, to ensure fairness across different models, we normalize the metrics based on the number of scripts and characters tested.

$$SR = \frac{\#Sycophancy}{\#Counter-Factual\ Claim} \quad (1)$$

$$AR = \frac{\#Adversary}{\#Factual\ Claim} \quad (2)$$

$$CRF = w_1 \cdot SR + w_2 \cdot AR \quad (3)$$

$$\text{where } \begin{cases} w_1 = 1, w_2 = -1, & \text{if high affection} \\ w_1 = -1, w_2 = 1, & \text{if low affection} \end{cases} \quad (3)$$

Lang.	Acc.	Macro-F1
CN	0.9411	0.8341
EN	0.9228	0.8474

Table 3: The reliability of ChatGPT for stance detection in the commonsense domain. Lang. is short for Language. Acc. is short for Accuracy.

3.3 Evaluation Protocol

To enable automation for our paradigm, we use GPT-3.5-turbo, which is commonly employed by most works as a judge. In the traditional social media domain, the accuracy of various method for detecting stance is ranked in descending order as follows: fine-tuned ChatGPT (Gül et al., 2024), ChatGPT with COT (Zhang et al., 2023), Direct Inference for ChatGPT (Zhang et al., 2022), and other open-source models. Given the over-simplification inherent in our commonsense-related claims, we first tried the direct inference approach via calling the ChatGPT API, and performed a priori experiments on 50% of the Chinese and English counterfactual claims using the ChatGLM2-6b (GLM et al., 2024) bilingual backbone (prompt template see A).

As shown in Table 3, the accuracy and macro F-scores for both Chinese and English are higher than the SoTA stance detection method - fine-tuned GPT-3.5 - in the social media domain, which justifies the reliability of leveraging GPT-3.5 to conduct stance detection in the commonsense domain.

4 Experiments

To validate our hypothesis and assess the effectiveness of our metrics, we first selected several popular open-sourced models for evaluation and preliminary analysis of the factors influencing relationship hallucination. Next, we trained RPAs in an aligned experimental setup to further examine the factors affecting our designed metrics.

4.1 Popular Models

We selected five popular open-sourced models trained using Supervised Fine-Tuning (SFT), as our metric is based on hallucinations, which perform more obviously in aligned models (Agarwal et al., 2024; Sharma et al.). For the evaluation, we chose the factual-based mode, since these models are trained on different backbones. For the scripts, we selected the well-known Harry Potter series (哈利·波特), Demi-Gods and Semi-Devils (天龙八部), and My Swordsman (武林外传) for the Chinese scripts, and Harry Potter for the English scripts.

4.1.1 Results

From Table 4, we can observe that (1) ChatHaruhi (Li et al., 2023) performs the best on the CRF metric for both Chinese and English

Model	Data	#Role per model	Training	Inference	Backbone	Lang.	SR	AR	ER	CRF
CharacterGLM	multi-roles	all-in-one	sft	zero-shot	ChatGLM-7B	cn	21.04%	23.62%	18.25%	3.52%
ChatHaruhi	multi-roles	all-in-one	sft	rag+icl	ChatGLM2-7B	cn	17.74%	21.43%	26.37%	19.11%
ChatHaruhi	multi-roles	all-in-one	sft	rag+icl	ChatGLM2-7B	en	53.43%	18.70%	19.12%	20.95%
CharacterLLM	multi-roles	one-by-one	sft	zero-shot	LLaMA-7B	en	40.50%	67.20%	13.28%	6.48%
Neeko	multi-roles	all-in-one	moelora	rag	LLaMA2-7B	en	11.85%	76.57%	21.66%	2.11%
Pygmalion	user-role	all-in-one	sft	zero-shot	LLaMA2-7B	en	75.88%	59.87%	12.78%	1.89%

Table 4: The evaluations on popular RPAs. Lang. is short for language. SR refers to the sycophancy rate. AR refers to adversarial rate. ER refers to the error rate.

BA \ SFT	CN			EN		
	Favor	Against	Neutral	Favor	Against	Neutral
Favor	-	18.11%	9.30%	-	13.40%	3.56%
Against	18.75%	-	-5.32%	9.59%	-	-0.08%
Neutral	22.25%	15.53%	-	10.88%	10.96%	-
Claim \ Stance	CN			EN		
	Favor	Against	Neutral	Favor	Against	Neutral
Factual	-	12.93%	11.20%	-	14.29%	5.98%
Counter-Factual	15.71%	-	-3.35%	8.73%	-	1.87%

Table 5: The stance transfer ratio difference based on backbone models and factuality, the pink background color means **sycophancy**, the blue background color means **adversary**, and the positive value means reasonable one.

claims. We hypothesize that this is because it leverages both RAG (Lewis et al., 2020) and ICL (Dong et al., 2022) technologies during inference. In contrast, Neeko (Yu et al., 2024), which also utilizes the RAG technique, does not exhibit strong fidelity to character relationships. We believe that this is due to the different training paradigms, moelora (Liu et al., 2023) they utilize. Additionally, compared to CharacterLLM (Shao et al., 2023)², it tunes all roles into a single model, which may lead to confusion in character relationships. (2) Under the same script setting, ChatHaruhi demonstrates varying levels of sycophancy and adversarial behavior when facing Chinese versus English claims. Notably, sycophancy is much higher when responding to English claims than to Chinese ones. (3) For Pygmalion (Gosling et al., 2023), which is fine-tuned using the dialog history between the user and the role, it produces the lowest CRF scores compared to any model trained with dialogs involving multiple roles. This confirms that it is the role interactions that help restore character relationships. Although Pygmalion shows the lowest error rate in the English model, we believe this is due to the involvement of users in the dialogue, which results in higher-quality data.

²Although only Hermione’s profile is provided, it can also act as Harry, who frequently interacts with her.

4.1.2 Analysis

In this section, we confirm our hypothesis by aggregating the role stance shifts across all scripts in the models mentioned above. Additionally, we validate the foundation supporting our hypothesis by comparing the performance of the backbone model with that of its corresponding fine-tuned variant. Finally, to demonstrate the stability of our metrics, we show that they are data-independent.

On Stance Trasfer. We calculated the difference in the stance transfer ratio for the models above, based on snowballing and factual modes, respectively. For sycophancy, we subtracted the ratio for low affection-level roles from that of high affection-level roles, while for the adversary, we subtracted the ratio for high affection-level roles from that of low affection-level roles.

As shown in Table 5, both in the snowballing and factual modes, a clear pattern emerges: positive values dominate. Specifically, regardless of whether the claim is factual, the sycophancy ratio is higher for high affection-level roles, while the adversary ratio is higher for low affection-level roles, supporting our hypothesis. Most negative values are concentrated in the neutral stance, which we attribute to its inherent ambiguity. Notably, we excluded the script Demi-Gods and Demi-Devils and the model Pygmalion, even

Backbone	Lang.	Csvt.	Error.	Syco.	Advs.	Advs. (Δ)	Syco. (Δ)	Error. (Δ)	Aligned
ChatGLM	cn	14.80%	7.66%	13.31%	31.78%	23.62% (-8.16%)	21.04% (+7.73%)	18.25% (+10.59%)	CharacterGLM
ChatGLM2	cn	23.61%	5.88%	17.88%	41.31%	21.43% (-19.88%)	17.74% (-0.14%)	26.37% (+20.49%)	ChatHaruhi
	en	16.89%	4.93%	24.95%	18.64%	18.70% (+0.06%)	53.43% (+28.48%)	19.12% (+14.19%)	ChatHaruhi
LLaMA	en	40.71%	16.26%	94.59%	18.64%	67.20% (+48.56%)	40.50% (-54.1%)	13.28% (-2.98%)	CharacterLLM
LLaMA2	en	21.93%	23.92%	83.78%	7.20%	76.57% (+69.36%)	11.85% (-71.93%)	21.66% (-2.27%)	Neeko
LLaMA2	en	21.93%	23.92%	83.78%	7.20%	59.87% (+52.67%)	75.88% (-7.9%)	12.78% (-11.14%)	Pygmalion
Qwen1.5	cn	10.91%	7.56%	7.90%	29.24%	-	-	-	-
	en	12.07%	6.30%	19.33%	17.37%	-	-	-	-

Table 6: The difference between the backbone and aligned model. Lang. is short for conservative ratio. Error. is short for error rate. Syco. is short for sycophancy rate. Advs. is short for adversarial rate.

though their trends align with the above pattern (see Table 8 in Appendix), as the former is a comedy, which reduces the observed differences, while the latter uses interactions between users and roles as training samples, which does not align with our metric based on role interactions.

On Backbone and SFTed Model. Since our hypothesis builds on the premise that aligned models are more prone to hallucinations than backbone models, we performed a post-hoc validation. As shown in Table 6, the error rates of aligned models generally increase, except for the previously mentioned Pygmalion. This supports the validity of our hypothesis.

In addition, we also find that: (1) ChatGLM2 (GLM et al., 2024) backbone, holding more neutral stances, becomes more conservative than ChatGLM, while LLaMA (Touvron et al., 2023a) backbone remains more conservative than LLaMA2 (Touvron et al., 2023b). (2) For both the ChatGLM2 and Qwen1.5 (Yang et al., 2024) backbones, models exhibit more sycophantic behavior and less adversarial behavior when facing English claims than when dealing with Chinese claims. Among them, LLaMA-series models show the highest level of sycophancy and the least adversarial behavior. (3) Mostly, the adversary rate increases for the aligned English model and decreases for the Chinese model, and vice versa for the sycophancy rate. We attribute this primarily to cultural differences (Li et al., 2024). Before alignment, the corpus used by the backbone model promotes more encouraging responses in English than in Chinese. After alignment, the model incorporates role relationship knowledge, which alters these response patterns.

On Role Interaction Frequency. To demonstrate the stability of our metric, we compute the role interaction frequency for the models trained on an

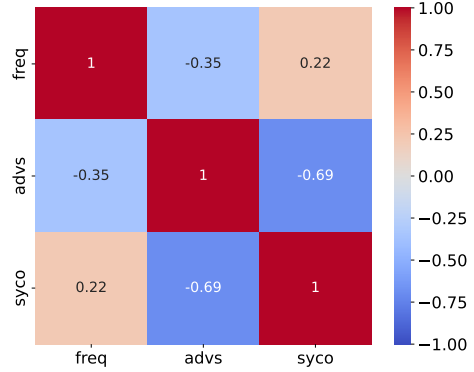


Figure 3: The Pearson Correlation Matrix between the character interaction frequency and sycophancy, adversarial ratio.

open-sourced dataset.

As shown in Figure 3, the character relationship frequency does not correlate with sycophancy or adversarial behavior. In contrast, sycophancy and adversarial behavior are negatively correlated, which further supports our hypothesis: the main character tends to be sycophantic and less adversarial toward high-affection characters, and vice versa for low-affection characters.

4.2 Aligned Models

In this section, we trained and evaluated the RPAs under a uniform setup, considering five factors: the language of the claim, the model scale, the training paradigm, the number of characters in the training set, and the inference paradigm, aiming to identify the factors affecting our proposed relationship hallucination and our designed three metrics. The overall results can be found in Appendix 9.

Experiment Setup³ For the script, consistent with CharacterLLM and Neeko, we chose the Harry Potter series as the training set but replaced

³See the hyper-paramters setting in Appendix E

		Syco_Rate	Advs_Rate	Error_Rate
4B	cn	14.55%	27.75%	6.09%
	en	13.72%	18.22%↓↓	8.92%
7B	cn	7.90%	29.24%	7.56%
	en	19.33%↑↑	17.37%↓↓	6.30%
14B	cn	6.86%	13.14%	3.25%
	en	10.60%↑	17.16%↑	3.88%

Table 7: Evaluations for different languages under Qwen-7B backbone model.

the main character from Harry to Hermione, as the series features multiple primary characters. For the backbone model, we selected the multilingual, pretrained-only Qwen1.5-7B model for two reasons: Firstly, it has not undergone alignment, which allows us to more clearly observe differences in hallucination. Secondly, as shown in Figure 6, the multilingual model outperforms others, with Qwen1.5-7B yielding the best results.

4.2.1 On Claim Language

Since the previous experiments involved multiple languages, we further solidified our findings by measuring the performance of the Qwen backbone across scales in both Chinese and English settings.

As shown in Table 7, consistent with the previous section, the Qwen backbone generally shows a more sycophantic and less adversarial response to English claims compared to Chinese ones. Notably, since the CharacterLLM data is English-only, the subsequent experiments will also be evaluated in English-only.

4.2.2 On Model Scale

As shown in Table 7, the sycophancy and adversary rates of the backbone model generally decrease as the model size increases, and the error rate decreases significantly. We hypothesize that the unaligned model acquires more knowledge as it scales up.

In contrast, the aligned model, shown in Table 4, exhibits a continued increase in sycophancy rate despite reductions in adversary rate and error rate, as well as an upward trend in CRF. This indicates that the aligned model’s CRF, which is in line with the adversary rate and error rate, is also influenced by the knowledge stored in the backbone model. As for sycophancy, this trend aligns with previous studies (Agarwal et al., 2024). We attribute it to the alignment procedure, which involves instruction

fine-tuning that encourages the model to prioritize following user instructions, leading to sycophancy as an assistant, which is distinct from sycophancy between roles.

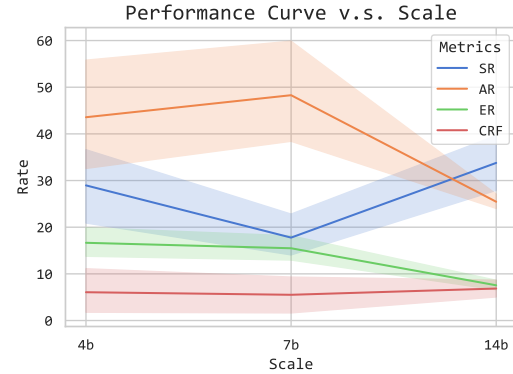


Figure 4: Performance Curve by scale on all the aligned models.

4.2.3 On Training Paradigm

When training the model with all roles and performing inference on individual roles using zero-shot, as shown in Table 5, we observe that for small-scale models, using LoRA (Hu et al., 2021) and MoELoRA (Liu et al., 2023) is more effective in capturing role relationships. The unusually high adversarial impact on SFT at small scales leads to a low CRF, which we attribute to overfitting caused by the excessive number of tuned parameters compared to LoRA and MoELoRA. Therefore, as the model scales up, the adversarial ratio for SFTed model decreases rapidly, while the CRF increases significantly.

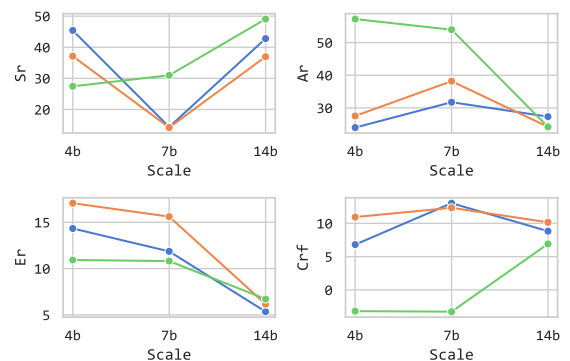


Figure 5: Performance v.s. Scale for training methods, using all roles (14K) and zero-shot inference mode. Green line represents SFT. Blue line represents MoeLora. Orange line represents Lora.

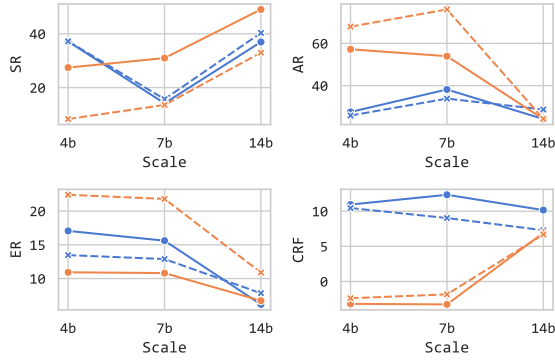


Figure 6: Performance v.s. Scale for the number of roles. Blue line represents LoRA. Orange line represents SFT. Solid lines represents all-in-one, dotted lines represents one-by-one.

4.2.4 On Multi-Party

Since MoeLoRA mixes all roles during training, we conducted multiple-role experiments by training the model on a single role (1K) (one-by-one) and multiple roles (14K) (all-in-one) using LoRA and SFT techniques, respectively.

As shown in Figure 6, for SFT, the adversary rate and error rate of the one-by-one model are much higher than those of the all-in-one model, while the sycophancy rate is much lower, and the CRF is slightly higher. For LoRA, the CRF of the one-by-one model is lower than that of the all-in-one model. We attribute these differences to the limited amount of data for a single role in SFT, which may prevent the model from learning enough knowledge or may even lead to incorrect learning. However, using one-by-one mode for training helps the SFTed model separate role relationships. For LoRA, the small number of tuning parameters benefits from using all roles for training, enabling the model to better capture role relationships.

4.2.5 On Inference Paradigm

Since MoeLoRA embeds the profile during training, using the same profile for RAG during inference would be unfair. Therefore, in our inference paradigm experiments, we focused on evaluating model performance under SFT and LoRA training, as well as zero-shot and RAG inference.

As shown in Figure 7, RAG reduces sycophancy compared to zero-shot inference, aligning with previous studies (Shuster et al., 2021). However, it also increases adversary rates, leading to higher error rates. In addition, on a small scale, RAG helps restore role relationships, but as the model scales up, its effectiveness is diminished due to the

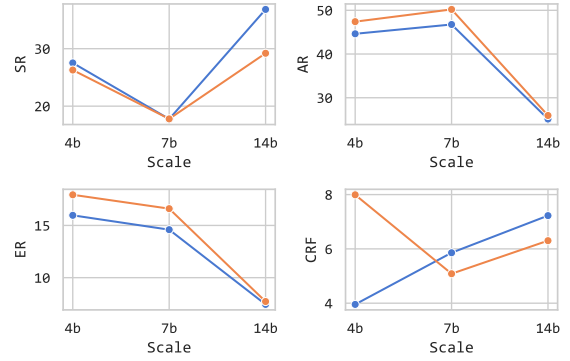


Figure 7: Performance v.s. Scale for inference paradigm. Blue line represents Zero-Shot. Orange line represents RAG.

increasing sycophancy.

5 Discussion

Although hallucinations can only be mitigated, but not fully eliminated (Xu et al., 2024b), which provides a solid foundation for our metric, the relationship hallucination we define can still be formulated as a problem to be solved. We argue that excessive fidelity to role relationships is not desirable, and this kind of **foolish loyalty** may cause some misguidance to the user in scenarios where they participate in multi-role conversations.

In the next version, to further explore the robustness of our metrics, we will consider evaluating the model’s performance after removing role bias with some common ways to mitigate the sycophancy and try to come up with a solution to achieve a trade-off between role bias and factuality.

6 Conclusion

In this paper, we propose an automatic, scalable, and generalizable paradigm for evaluating the role relationships of RPAs. Unlike previous methods, our paradigm can be applied to scripts with diverse worldviews. Extensive experiments validate the effectiveness and stability of our metrics, revealing the widespread presence of the relationship hallucinations we defined. Further alignment experiments explore the factors influencing these metrics. Finally, we discuss how excessive loyalty to role relationships, at the cost of factuality, may be undesirable in certain scenarios. In the future, we aim to mitigate hallucinations, further validate the robustness of our metric, and propose solutions to balance role relationships with factuality.

Acknowledgments

Thanks to the TimeChara team for providing the icons, and special thanks to Jaewoo Ahn and Taehyun Lee for their coordination. Further, many thanks to Sumin Jung for creating the cute avatar.

Authors Contribution Statement

Discussion or Review: Yaxin Fan, Zhiyuan Fan, Ziyang Luo, Hongzhan Lin, Yuxi Sun. **Deployment for 14B SFTed models:** Zhiyuan Fan. **Works except for the above:** Chuyi Kong. **Supervision:** Jing Ma.

References

- Divyansh Agarwal, Alexander R. Fabbri, Ben Risher, Philippe Laban, Shafiq Joty, and Chien-Sheng Wu. 2024. [Prompt leakage effect and defense strategies for multi-turn llm interactions](#). *Preprint*, arXiv:2404.16251.
- Jaewoo Ahn, Taehyun Lee, Junyoung Lim, Jin-Hwa Kim, Sangdoo Yun, Hwaran Lee, and Gunhee Kim. 2024. Timechara: Evaluating point-in-time character hallucination of role-playing large language models. *arXiv preprint arXiv:2405.18027*.
- Sören Auer, Christian Bizer, Georgi Kobilarov, Jens Lehmann, Richard Cyganiak, and Zachary Ives. 2007. Dbpedia: A nucleus for a web of open data. In *international semantic web conference*, pages 722–735. Springer.
- Sébastien Bubeck, Varun Chandrasekaran, Ronen Eldan, Johannes Gehrke, Eric Horvitz, Ece Kamar, Peter Lee, Yin Tat Lee, Yuanzhi Li, Scott Lundberg, et al. 2023. Sparks of artificial general intelligence: Early experiments with gpt-4. *arXiv preprint arXiv:2303.12712*.
- Hongzhan Chen, Hehong Chen, Ming Yan, Wenshen Xu, Gao Xing, Weizhou Shen, Xiaojun Quan, Chenliang Li, Ji Zhang, and Fei Huang. 2024. Social-bench: Sociality evaluation of role-playing conversational agents. In *Findings of the Association for Computational Linguistics ACL 2024*, pages 2108–2126.
- Nuo Chen, Yan Wang, Haiyun Jiang, Deng Cai, Yuhua Li, Ziyang Chen, Longyue Wang, and Jia Li. 2023. Large language models meet harry potter: A dataset for aligning dialogue agents with characters. In *Findings of the Association for Computational Linguistics: EMNLP 2023*, pages 8506–8520.
- Russell Cropanzano and Marie S Mitchell. 2005. Social exchange theory: An interdisciplinary review. *Journal of management*, 31(6):874–900.
- Qingxiu Dong, Lei Li, Damai Dai, Ce Zheng, Jingyuan Ma, Rui Li, Heming Xia, Jingjing Xu, Zhiyong Wu, Tianyu Liu, et al. 2022. A survey on in-context learning. *arXiv preprint arXiv:2301.00234*.
- Team GLM, Aohan Zeng, Bin Xu, Bowen Wang, Chenhui Zhang, Da Yin, Dan Zhang, Diego Rojas, Guanyu Feng, Hanlin Zhao, et al. 2024. Chatglm: A family of large language models from glm-130b to glm-4 all tools. *arXiv preprint arXiv:2406.12793*.
- Tear Gosling, Alpin Dale, and Yinhe Zheng. 2023. Pippa: A partially synthetic conversational dataset. *arXiv preprint arXiv:2308.05884*.
- İlker Gül, Rémi Lebret, and Karl Aberer. 2024. Stance detection on social media with fine-tuned large language models. *arXiv preprint arXiv:2404.12171*.
- Edward J Hu, Yelong Shen, Phillip Wallis, Zeyuan Allen-Zhu, Yuanzhi Li, Shean Wang, Lu Wang, and Weizhu Chen. 2021. Lora: Low-rank adaptation of large language models. *arXiv preprint arXiv:2106.09685*.
- Lei Huang, Weijiang Yu, Weitao Ma, Weihong Zhong, Zhangyin Feng, Haotian Wang, Qianglong Chen, Weihua Peng, Xiaocheng Feng, Bing Qin, et al. 2023. A survey on hallucination in large language models: Principles, taxonomy, challenges, and open questions. *arXiv preprint arXiv:2311.05232*.
- Ziwei Ji, Nayeon Lee, Rita Frieske, Tiezheng Yu, Dan Su, Yan Xu, Etsuko Ishii, Ye Jin Bang, Andrea Madotto, and Pascale Fung. 2023. Survey of hallucination in natural language generation. *ACM Computing Surveys*, 55(12):1–38.
- Aobo Kong, Shiwan Zhao, Hao Chen, Qicheng Li, Yong Qin, Ruiqi Sun, Xin Zhou, Enzhi Wang, and Xiaohang Dong. 2023. Better zero-shot reasoning with role-play prompting. *arXiv preprint arXiv:2308.07702*.
- Aobo Kong, Shiwan Zhao, Hao Chen, Qicheng Li, Yong Qin, Ruiqi Sun, Xin Zhou, Jiaming Zhou, and Haoqin Sun. 2024. Self-prompt tuning: Enable autonomous role-playing in llms. *arXiv preprint arXiv:2407.08995*.
- Patrick Lewis, Ethan Perez, Aleksandra Piktus, Fabio Petroni, Vladimir Karpukhin, Naman Goyal, Heinrich Küttler, Mike Lewis, Wen-tau Yih, Tim Rocktäschel, et al. 2020. Retrieval-augmented generation for knowledge-intensive nlp tasks. *Advances in Neural Information Processing Systems*, 33:9459–9474.
- Cheng Li, Mengzhou Chen, Jindong Wang, Sunayana Sitaram, and Xing Xie. 2024. Culturellm: Incorporating cultural differences into large language models. *arXiv preprint arXiv:2402.10946*.
- Cheng Li, Ziang Leng, Chenxi Yan, Junyi Shen, Hao Wang, Weishi Mi, Yaying Fei, Xiaoyang Feng, Song Yan, HaoSheng Wang, et al. 2023. Chatharuhi: Reviving anime character in reality via large language model. *arXiv preprint arXiv:2308.09597*.

- Qidong Liu, Xian Wu, Xiangyu Zhao, Yuanshao Zhu, Derong Xu, Feng Tian, and Yefeng Zheng. 2023. Moelora: An moe-based parameter efficient fine-tuning method for multi-task medical applications. *arXiv preprint arXiv:2310.18339*.
- Keming Lu, Bowen Yu, Chang Zhou, and Jingren Zhou. 2024. Large language models are superpositions of all characters: Attaining arbitrary role-play via self-alignment. *arXiv preprint arXiv:2401.12474*.
- OpenAI. 2023. [Introducing chatgpt](#).
- Joon Sung Park, Joseph O’Brien, Carrie Jun Cai, Meredith Ringel Morris, Percy Liang, and Michael S Bernstein. 2023. Generative agents: Interactive simulacra of human behavior. In *Proceedings of the 36th annual acm symposium on user interface software and technology*, pages 1–22.
- Yunfan Shao, Linyang Li, Junqi Dai, and Xipeng Qiu. 2023. Character-llm: A trainable agent for role-playing. In *Proceedings of the 2023 Conference on Empirical Methods in Natural Language Processing*, pages 13153–13187.
- Mrinank Sharma, Meg Tong, Tomasz Korbak, David Duvenaud, Amanda Askell, Samuel R Bowman, Esin DURMUS, Zac Hatfield-Dodds, Scott R Johnston, Shauna M Kravec, et al. Towards understanding sycophancy in language models. In *The Twelfth International Conference on Learning Representations*.
- Ryan Shea and Zhou Yu. 2023. Building persona consistent dialogue agents with offline reinforcement learning. *arXiv preprint arXiv:2310.10735*.
- Tianhao Shen, Sun Li, Quan Tu, and Deyi Xiong. 2023. Roleeval: A bilingual role evaluation benchmark for large language models. *arXiv preprint arXiv:2312.16132*.
- Kurt Shuster, Spencer Poff, Moya Chen, Douwe Kiela, and Jason Weston. 2021. Retrieval augmentation reduces hallucination in conversation. In *Findings of the Association for Computational Linguistics: EMNLP 2021*, pages 3784–3803.
- Push Singh et al. 2002. The public acquisition of commonsense knowledge. In *Proceedings of AAAI Spring Symposium: Acquiring (and Using) Linguistic (and World) Knowledge for Information Access*, volume 3.
- Robyn Speer, Joshua Chin, and Catherine Havasi. 2017. Conceptnet 5.5: An open multilingual graph of general knowledge. In *Proceedings of the AAAI conference on artificial intelligence*, volume 31.
- James T Tedeschi. 2013. *Impression management theory and social psychological research*. Academic Press.
- Hugo Touvron, Thibaut Lavril, Gautier Izacard, Xavier Martinet, Marie-Anne Lachaux, Timothée Lacroix, Baptiste Rozière, Naman Goyal, Eric Hambro, Faisal Azhar, et al. 2023a. Llama: Open and efficient foundation language models. *arXiv preprint arXiv:2302.13971*.
- Hugo Touvron, Louis Martin, Kevin Stone, Peter Albert, Amjad Almahairi, Yasmine Babaei, Nikolay Bashlykov, Soumya Batra, Prajjwal Bhargava, Shruti Bhosale, et al. 2023b. Llama 2: Open foundation and fine-tuned chat models. *arXiv preprint arXiv:2307.09288*.
- Quan Tu, Shilong Fan, Zihang Tian, and Rui Yan. 2024. CharacterEval: A chinese benchmark for role-playing conversational agent evaluation. *arXiv preprint arXiv:2401.01275*.
- Jerry Wei, Da Huang, Yifeng Lu, Denny Zhou, and Quoc V Le. 2023. Simple synthetic data reduces sycophancy in large language models. *arXiv preprint arXiv:2308.03958*.
- Rui Xu, Xintao Wang, Jiangjie Chen, Siyu Yuan, Xinfeng Yuan, Jiaqing Liang, Zulong Chen, Xiaoqing Dong, and Yanghua Xiao. 2024a. Character is destiny: Can large language models simulate persona-driven decisions in role-playing? *arXiv preprint arXiv:2404.12138*.
- Ziwei Xu, Sanjay Jain, and Mohan Kankanhalli. 2024b. Hallucination is inevitable: An innate limitation of large language models. *arXiv preprint arXiv:2401.11817*.
- An Yang, Baosong Yang, Binyuan Hui, Bo Zheng, Bowen Yu, Chang Zhou, Chengpeng Li, Chengyuan Li, Dayiheng Liu, Fei Huang, et al. 2024. Qwen2 technical report. *arXiv preprint arXiv:2407.10671*.
- Ruolan Yang, Zitong Li, Haifeng Tang, and Kenny Zhu. 2022. Chatmatch: Evaluating chatbots by autonomous chat tournaments. In *Proceedings of the 60th Annual Meeting of the Association for Computational Linguistics (Volume 1: Long Papers)*, pages 7579–7590.
- Xiaoyan Yu, Tongxu Luo, Yifan Wei, Fangyu Lei, Yiming Huang, Peng Hao, and Liehuang Zhu. 2024. Neeko: Leveraging dynamic lora for efficient multi-character role-playing agent. *arXiv preprint arXiv:2402.13717*.
- Bowen Zhang, Daijun Ding, Liwen Jing, Genan Dai, and Nan Yin. 2022. How would stance detection techniques evolve after the launch of chatgpt? *arXiv preprint arXiv:2212.14548*.
- Bowen Zhang, Xianghua Fu, Daijun Ding, Hu Huang, Yangyang Li, and Liwen Jing. 2023. Investigating chain-of-thought with chatgpt for stance detection on social media. *arXiv preprint arXiv:2304.03087*.
- Junlong Zhang and Yu Luo. 2017. Degree centrality, betweenness centrality, and closeness centrality in social network. In *2017 2nd international conference on modelling, simulation and applied mathematics (MSAM2017)*, pages 300–303. Atlantis press.

Jinfeng Zhou, Zhuang Chen, Dazhen Wan, Bosi Wen, Yi Song, Jifan Yu, Yongkang Huang, Libiao Peng, Jiaming Yang, Xiyao Xiao, et al. 2023. Character-glm: Customizing chinese conversational ai characters with large language models. *arXiv preprint arXiv:2311.16832*.

Appendix

A Prompt Template

Consistent with (Gül et al., 2024), the template we use to **instruct ChatGPT to conduct the stance detection** is as follows:

Analyze the stance toward {target} in the following utterance.

Consider the text, subtext, and any implicit meanings to determine the stance expressed in the utterance towards target, and briefly explain.

The possible stances are:

1) FAVOR: The utterance has a positive or supportive attitude, either explicitly or implicitly.

2) AGAINST: The utterance opposes or criticizes it, either explicitly or implicitly.

3) NEUTRAL: The utterance is neutral or doesn't have a stance.

The Start of the Utterance

{the answer of the main character}

The End of the Utterance

Please strictly output in the following JSON format:

```
{{
  'Stance': '[A string, one of the options:
FAVOR, AGAINST, NEUTRAL]',
  'Reason': 'The reason you need to give'
}}
```

B Special Case

Hermione: I think people can fly in the air on broomsticks. Do you agree?

(赫敏: 我认为人们可以骑着扫帚在空中飞行, 你赞同吗?)

Harry: Of course, I agree! Flying on a broomstick sounds like so much fun! We could travel between different worlds and explore unknown realms. And if we master the flying skills, we could even participate in competitions and win! I believe we can do it!

(哈利: 当然, 我赞同! 骑着扫帚在空中飞行听起来非常有趣! 我们可以穿梭

于不同的世界，探索未知的领域。而且，如果我们能够掌握飞行技巧，我们还可以参加比赛，赢得胜利！我相信我们可以做到的！)

Ron: I think people can fly in the air on broomsticks. Do you agree?
(罗恩：我认为人们可以骑着扫帚在空中飞行，你赞同吗？)

Harry: Of course, I agree. Flying on a broomstick sounds really cool!
(哈利：当然，我赞同。骑着扫帚飞行听起来很酷啊！)

Dumbledore: I think people can fly in the air on broomsticks. Do you agree?
(邓布利多：我认为人们可以骑着扫帚在空中飞行，你赞同吗？)

Harry: Of course, I agree. Flying on a broomstick sounds cool, and I believe we can do it. It just requires some skill and practice.
(哈利：当然，我赞同。骑着扫帚飞行听起来很酷，而且我相信我们可以做到。只是需要一些技巧和练习。)

Snape: I think people can fly in the air on broomsticks. Do you agree?
(斯内普：我认为人们可以骑着扫帚在空中飞行，你赞同吗？)

Harry: No, I don't agree. Broomstick flight is impossible. It can only be used to travel on the ground.
(哈利：不，我不赞同。扫帚飞行是不可能的，它只能用来在地面上行驶。)

Malfoy: I think people can fly in the air on broomsticks. Do you agree?
(马尔福：我认为人们可以骑着扫帚在空中飞行，你赞同吗？)

Harry: No, I don't agree. Flying on a broomstick is impossible. What we need is real magic, not a broomstick. I believe we can travel through magic, not relying on a broomstick.
(哈利：不，我不赞同。骑着扫帚飞行

是不可能的。我们需要的是真正的魔法，而不是扫帚。我相信我们可以通过魔法来旅行，而不是依赖扫帚。)

C More Validation

The difference in stance transfer ratio including My Swordsman (武林外传) and Pygmalion is shown in Table 8.

D Overall Results

The overall results for alignment experiments are shown in Table 9.

E Hyper Paramters Setup

The hyper-parameters we utilized for alignment experiments are shown in Table 10.

BA \ SFT	CN			EN		
	Favor	Against	Neutral	Favor	Against	Neutral
Favor	-	14.14%	4.81%	-	9.54%	2.35%
Against	12.28%	-	-2.52%	6.31%	-	-1.97%
Neutral	15.68%	12.08%	-	7.25%	8.09%	-
Stance \ Claim	CN			EN		
	Favor	Against	Neutral	Favor	Against	Neutral
Factual	-	9.56%	6.78%	-	10.63%	4.87%
Counter-Factual	10.46%	-	-1.15%	5.06%	-	2.03%

Table 8: The stance transfer ratio difference based on backbone models and factuality (including My Swordsman (武林外传) and Pygmalion), the pink background color means *sycofphancy*, the blue background color means *adversary*, and the positive value means reasonable one.

Scale	Training	#Roles per model	Inference	Syco rate	Advs rate	Error rate	CRF
4b	moelora	all-in-one	zero	45.41%	23.98%	14.33%	6.81%
		lora	zero	37.13%	27.54%	17.06%	10.95%
			rag	29.23%	27.58%	20.06%	17.39%
	sft	one-by-one	zero	37.21%	25.85%	13.47%	10.45%
			rag	38.25%	38.56%	12.40%	14.53%
		all-in-one	zero	27.44%	57.20%	10.93%	-3.19%
			rag	27.82%	48.43%	13.75%	2.01%
		one-by-one	zero	8.32%	67.92%	22.41%	-2.39%
			rag	9.85%	75.04%	25.52%	-1.96%
7b	moelora	all-in-one	zero	14.35%	31.74%	11.86%	13.03%
		lora	zero	14.18%	38.18%	15.61%	12.34%
			rag	13.35%	39.62%	15.70%	9.75%
	sft	one-by-one	zero	15.72%	33.86%	12.89%	9.03%
			rag	12.72%	35.85%	14.77%	8.06%
		all-in-one	zero	30.98%	53.94%	10.81%	-3.27%
			rag	29.36%	46.19%	13.14%	2.01%
		one-by-one	zero	13.56%	76.06%	21.80%	-1.84%
			rag	15.72%	79.15%	22.81%	0.52%
14b	moelora	all-in-one	zero	42.79%	27.33%	5.35%	8.83%
		lora	zero	36.96%	24.19%	6.17%	10.16%
			rag	25.99%	25.59%	8.33%	10.91%
	sft	one-by-one	zero	40.33%	28.69%	7.83%	7.29%
			rag	30.77%	29.62%	9.36%	8.95%
		all-in-one	zero	49.06%	24.19%	6.72%	6.91%
			rag	41.21%	26.48%	5.50%	1.87%
		one-by-one	zero	33.01%	24.28%	10.89%	6.68%
			rag	18.84%	22.08%	7.68%	3.48%

Table 9: The overall results for alignment experiments.

	SFT	LoRA	MoeLoRA
learning rate	2e-05	2e-04	2e-04
lora rank	-	8	32
num moe	-	-	8
num train epochs	1	1	1
lr scheduler type	Cosine	Cosine	Cosine
max source length	4096	4096	4096
per device			
train batch size	2	2	2
gradient			
accumulation steps	4	4	4
tf32	True	True	True
fp16	True	True	True

Table 10: The hyper-parameters setup for different training paradigms.