

Constrain Alignment with Sparse Autoencoders

Qingyu Yin^{1 2 *} Chak Tou Leong^{3 *} Hongbo Zhang² Minjun Zhu² Hanqi Yan⁴ Qiang Zhang¹
Yulan He⁴ Wenjie Li³ Jun Wang⁵ Yue Zhang² Linyi Yang⁶

Abstract

The alignment of large language models (LLMs) with human preferences remains a key challenge. While post-training techniques like Reinforcement Learning from Human Feedback (RLHF) and Direct Preference Optimization (DPO) have achieved notable success, they often experience computational inefficiencies and training instability. In this paper, we propose **Feature-level constrained Preference Optimization (FPO)**, a novel method designed to simplify the alignment process while ensuring stability. FPO leverages pre-trained Sparse Autoencoders (SAEs) and introduces feature-level constraints, allowing for efficient, sparsity-enforced alignment. Our approach enjoys efficiency by using sparse features activated in a well-trained sparse autoencoder and the quality of sequential KL divergence by using the feature-level offline reference. Experimental results on benchmark datasets demonstrate that FPO achieves an above 5% absolute improvement in win rate with much lower computational cost compared to state-of-the-art baselines, making it a promising solution for efficient and controllable LLM alignments. Code is available at [Feature-Alignment](#).

1. Introduction

Aligning large language models (LLMs) with human values and practical objectives is a critical challenge in AI development (Wang et al., 2023). Post-training methods, including fine-tuning (Wei et al., 2022; Chung et al., 2024) and alignment strategies (Tunstall et al., 2023), have played a significant role in refining LLM behavior. Among these, Rein-

forcement Learning from Human Feedback (RLHF) (Christian et al., 2017; Ouyang et al., 2022) has emerged as a leading technique, integrating human feedback to guide models towards producing valuable and useful outputs. Despite its success, RLHF involves complex mechanisms such as reward modeling and policy gradients, which introduce significant training complexity and computational cost (Zheng et al., 2023b; Rafailov et al., 2024). To address these limitations, Direct Preference Optimization (DPO) (Rafailov et al., 2024) has been proposed as a more efficient alternative. Unlike reward-based methods such as Proximal Policy Optimization (PPO) (Schulman et al., 2017), DPO directly adjusts the model’s output probabilities based on human preferences, reducing training complexity and computational cost. DPO-like approaches can offer a more stable and faster alignment process by bypassing the challenges associated with reward models and policy updates, making it a compelling solution for efficient LLM alignment since DPO uses a reference model to stabilize post-training.

Recent advancements in DPO focus on mainly two directions: efficiency *i.e.*, further simplifying the constraints of DPO, and controllability *i.e.*, keeping the balance between alignment and generation diversity. In terms of simplicity, methods like SimPO (Meng et al., 2024) and Odds Ratio Preference Optimization (ORPO) (Hong et al., 2024) eliminate the need for a reference model by using the average log probability of sequences as an implicit normalizer, thereby reducing memory usage and computational demands. However, DPO’s performance is sensitive to the strength of constraints from the reference policy (Liu et al., 2024), and these reference-free alignment approaches (Hong et al., 2024; Meng et al., 2024) can *compromise control*, resulting in unstable training. In terms of controllability, Token-level Direct Preference Optimization (TDPO) (Zeng et al., 2024) introduces token-level rewards and sequential Kullback-Leibler (KL) divergence (Kullback & Leibler, 1951) to tackle issues related to linguistic coherence, diversity, and stability. However, it comes at the cost of *increased computational complexity*, introducing an additional sequential KL and depending on reference models, complicating the loss computation.

A natural hypothesis arises: “*Is there a method that can strike the right balance between efficiency and controllability*”

*Equal contribution ¹Zhejiang University ²Westlake University ³Hongkong Polytechnic University ⁴King’s College London ⁵University College London ⁶Southern University of Science and Technology. Correspondence to: Linyi Yang and Yue Zhang <yanglinyiucd@gmail.com, zhangyue@westlake.edu.cn>.

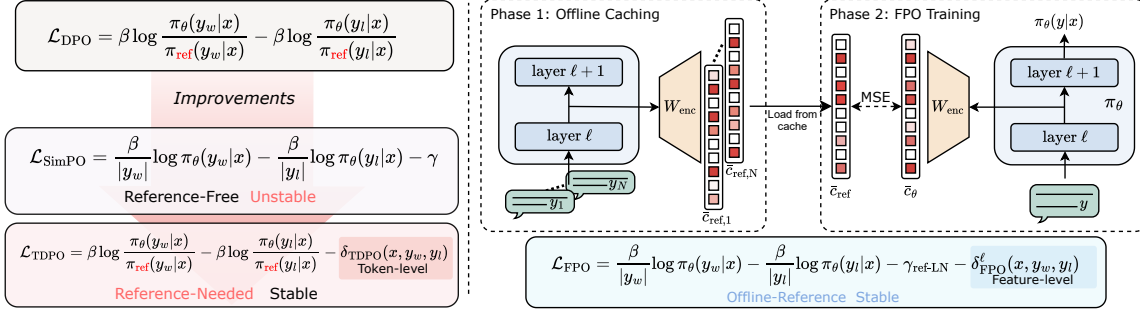


Figure 1: **Left.** The DPO objective loss function and its two main improvement directions: SimPO and TDPO. SimPO focuses on simplifying the reference model, while TDPO concentrates on controlling the alignment process to enhance generation diversity. **Right.** The pipeline of FPO consists of sparse autoencoders and the feature-level MSE constraints.

bility?” In response, we propose **FPO**, Feature-level Constrained Direct Preference Optimization (See Figure 1), introducing an *efficient* and *controllable* method for constraining the model at the *feature level*. Here a feature refers to a salient piece of information for the model decision (Huben et al., 2024). Intuitively, adjusting the model using feature-level preferences allows fine-grained adjustment that minimizes the side impact, by avoiding the negative influence of spurious features in coarse-grained control such as token level regularization (Zeng et al., 2024).

To achieve that, we derive the FPO objective by contrasting SimPO and DPO, showing the constraint term that SimPO misses. We then add such a term by introducing the **feature-level constraints** as an alternative to the costly sequential KL (Zeng et al., 2024). We use Sparse Autoencoders (SAEs) (Huben et al., 2024), which generate representations where only a few features are active, enhancing computational efficiency (See Figure 2 Right). Furthermore, regularization in the coefficient space promotes sparsity, stability, and uniqueness in the model’s representations. Since SAEs produce sparse representations, only a few dozen out of 16,000 features are active at any given time (Lieberum et al., 2024). Compared to SimPO, FPO is as efficient in memory and time complexity, yet has improved controllability due to feature-level constraints; compared to constraint-based methods like TDPO, FPO matches the computational and memory efficiency of methods such as SimPO, and has potentially improved performance as feature-level control can give stronger generalization than token-level control. A contrast between FPO, DPO, SimPO and TDPO is shown in Figure 1.

Our experiments demonstrate that FPO consistently outperforms state-of-the-art methods based on different sizes of backbone LLMs, achieving up to 5% absolute improvements in win rate (See Table 2) based on AlpacaEval-2 and Arena-Hard benchmarks, up to 0.5 scores on MT-Bench and competitive output diversity. By constraining the shifts of these features during the training process, we can achieve

results that meet or even exceed the effectiveness of sequential KL, at a significantly lower computational cost (17.6% reductions compared to TDPO2 as shown in Figure 4 Left). Additionally, we introduce detailed ablation studies to show that our method maintains a stable performance over different temperatures and the selection of SAE layers.

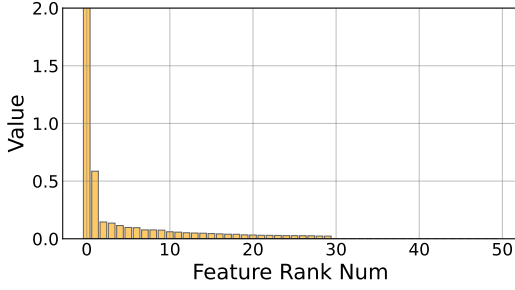
Overall, we show that FPO enjoys the efficiency of SimPO by using the offline reference control, while also the constraint quality of sequential KL by using the sparse feature-level constraints. To our knowledge, this is the first approach that integrates sparse feature-level constraints into LLM alignment. By incorporating sparse autoencoders with token-level DPO, FPO makes practically meaningful and theoretically solid improvements over existing preference optimization methods along three dimensions: simplicity of implementation, efficiency, and generation diversity.

2. Preliminary

Direct Preference Optimization (DPO). DPO, derived from Reinforcement Learning from Human Feedback (RLHF), provides a direct way to align Language Models (LLMs) with human preferences without explicitly using a reward model. In practice, an LLM is prompted with a sequence x (e.g., a question) to generate a corresponding sequence y (e.g., an answer), where both x and y consist of tokens. DPO maps the reward function $r(x, y)$ to the optimal policy by minimizing the reverse KL divergence from a reference model. This results in the following equation for the reward:

$$r(x, y) = \beta \log \frac{\pi_{\theta}(y|x)}{\pi_{\text{ref}}(y|x)} + \beta \log Z(x), \quad (1)$$

where $\pi_{\theta}(\cdot|x)$ and $\pi_{\text{ref}}(\cdot|x)$ are policy (i.e, the LLM for post-training) and reference (i.e., the base LLM) models, respectively. β is the coefficient that governs the strength of the KL divergence penalty, $Z(x)$ is the partition function. To align with human preferences, DPO uses the Bradley-Terry (BT) model for pairwise comparisons. By incorporating the



Method	Reference	Efficiency	Constraint
SFT	Free	High	Weak
DPO	Offline	High	Weak
SimPO	Free	High	Weak
TDPO	Needed	Low	Strong / Dense
FPO(Ours)	Offline	High	Strong / Sparse

Figure 2: **Left.** Top-50 SAE feature activation value distribution in Gemma-2-2b. We ranked the activated feature by its activation value. The vertical axis represents the activation values, while the horizontal axis shows the rank of the maximum activation values. This plot illustrates the sparsity of SAE—out of 16,000 features, fewer than 50 have significant activation values. **Right.** Comparison of existing alignment methods on (1) if they need to load a reference model when training the policy model. (2) Memory consumption. (3) Their ability to control the generation diversity.

reward function into the BT model and using the negative log-likelihood, DPO computes the loss:

$$\mathcal{L}_{\text{DPO}}(\pi_{\theta}; \pi_{\text{ref}}) = -\mathbb{E}_{(x, y_w, y_l) \sim \mathcal{D}} [\log \sigma(u(x, y_w, y_l))],$$

$$u(x, y_w, y_l) = \beta \left(\log \frac{\pi_{\theta}(y_w|x)}{\pi_{\text{ref}}(y_w|x)} - \log \frac{\pi_{\theta}(y_l|x)}{\pi_{\text{ref}}(y_l|x)} \right).$$

Here, \mathcal{D} represents the dataset with human preference pairs. y_w and y_l are the preferred and less preferred completions, respectively. DPO provides a direct way to align LLMs with human preferences without the explicit use of a reward model, leveraging preference comparisons.

Simple Preference Optimization (SimPO). SimPO simplifies DPO by removing the need for a reference model and aligning rewards directly with the length-normalized log-likelihood of the policy model’s output. The SimPO loss function can be formulated as:

$$\mathcal{L}_{\text{SimPO}}(\pi_{\theta}) = -\mathbb{E}_{(x, y_w, y_l) \sim \mathcal{D}} [\log \sigma(u(x, y_w, y_l))],$$

$$u(x, y_w, y_l) = \frac{\beta}{|y_w|} \log \pi_{\theta}(y_w|x) - \frac{\beta}{|y_l|} \log \pi_{\theta}(y_l|x) - \gamma.$$

where γ is a positive margin ensuring the reward for the preferred response exceeds that of the less preferred one by at least γ . However, while SimPO is computationally efficient, the lack of reference control (Roy et al., 2021) results in instability, as the reference model can stabilize training and improving performance (Liu et al., 2024).

Token-Level Direct Preference Optimization (TDPO). Token-Level Direct Preference Optimization (TDPO) refines the DPO framework by operating at the token level, accounting for the sequential nature of text generation. The first version of TDPO loss function is given by:

$$\mathcal{L}_{\text{TDPO}_1}(\pi_{\theta}; \pi_{\text{ref}}) = -\mathbb{E}_{(x, y_w, y_l) \sim \mathcal{D}} [\log \sigma(u(x, y_w, y_l))],$$

$$u(x, y_w, y_l) = \beta \log \frac{\pi_{\theta}(y_w|x)}{\pi_{\text{ref}}(y_w|x)} - \beta \log \frac{\pi_{\theta}(y_l|x)}{\pi_{\text{ref}}(y_l|x)} - \delta_{\text{TDPO}_1}(x, y_w, y_l) \quad (2)$$

where $\delta_{\text{TDPO}_1}(x, y_w, y_l)$ is the KL divergence difference between the preferred and less preferred completions:

$$\delta_{\text{TDPO}_1}(x, y_w, y_l) = \beta (D_{\text{TDPO}_1}(x, y_l; \pi_{\text{ref}} \| \pi_{\theta}) - D_{\text{TDPO}_1}(x, y_w; \pi_{\text{ref}} \| \pi_{\theta})), \quad (3)$$

and the sequential KL divergence between policy and reference output with sequence length T is defined as

$$D_{\text{TDPO}}(x, y; \pi_{\text{ref}} \| \pi_{\theta}) = \sum_{t=1}^T D_{\text{KL}}(\pi_{\text{ref}}(\cdot | [x, y^{<t}]) \| \pi_{\theta}(\cdot | [x, y^{<t}]))$$

To further stabilize the gradient within the optimization, an improved loss function $\mathcal{L}_{\text{TDPO}_2}$ is given by replacing the regularization δ_{TDPO_1} with:

$$\delta_{\text{TDPO}_2}(x, y_w, y_l) = \alpha (\beta D_{\text{TDPO}}(x, y_l; \pi_{\text{ref}} \| \pi_{\theta}) - \text{sg}(\beta D_{\text{TDPO}}(x, y_w; \pi_{\text{ref}} \| \pi_{\theta}))), \quad (4)$$

where α is an additional hyperparameter to balance between alignment and regularization, β is the coefficient that governs the strength of the KL divergence, and sg denotes the stop-gradient operator. Unlike DPO, TDPO introduces token-level *forward KL divergence*, allowing for finer control over model alignment and diversity in generation, also introducing additional computational overhead.

Sparse Autoencoders (SAE). SAEs provide a method for recovering monosemantic, interpretable features, enhancing the steerability of language models, where individual neurons activate in semantically diverse contexts. SAEs aim to reconstruct internal representations with sparsely activated features, disentangling the representations into interpretable components. Given the latent representation of a model $h \in \mathbb{R}^d$, its sparse activation $c \in \mathbb{R}^m$ is computed as:

$$c = \text{ReLU}(W_{\text{enc}}h + b), \quad \hat{h} = W_{\text{dec}}^T c, \quad (5)$$

where $W_{\text{enc}} \in \mathbb{R}^{m \times d}$ and $W_{\text{dec}} \in \mathbb{R}^{m \times d}$ are the learned weight matrices, $b \in \mathbb{R}^m$ is the bias vector, m is the number

of latent features with $m \gg d$, and \hat{h} is the reconstructed input, computing loss:

$$\mathcal{L}_{\text{SAE}}(h) = \|h - \hat{h}\|^2 + \alpha \|c\|_1, \quad (6)$$

where α controls the sparsity of the hidden representation. The ℓ_1 -norm on c enforces sparsity, ensuring only a small number of features are active at any given time (See Figure 2 Left for visualization of SAE’s sparsity).

3. Feature-Level Direct Preference Optimization

In the right table of Figure 2, we present a comparison of FPO with other methods from three perspectives: reference model usage, efficiency, and constraint control, which is distinguished from existing methods in the following aspects:

- **Reference-free methods** such as SimPO and ORPO are memory and computation efficient. However, they struggle with instability brought by the lack of reference constraints.
- **Alignment methods with KL control on output logits**, like TDPO and KTO (Ethayarajh et al., 2024)¹, are powerful yet controllable, but their sequential KL based on output probabilities makes them costly.
- **Interpretability methods** such as SAE are widely used for interpreting the inner representations of LLMs due to their sparse and monosemantic activations (Chen et al., 2017; Huben et al., 2024). However, this feature has not yet been applied in areas outside of interpretability.

DPO with Reference-base Target Margin. To begin, we examine the loss functions of DPO and its enhanced variants, specifically SimPO and TDPO. By comparing Section 2 and Equation (2), we notice that TDPO and DPO share an identical implicit *reward difference* term: $\beta \log \frac{\pi_\theta(y_w|x)}{\pi_{\text{ref}}(y_w|x)} - \beta \log \frac{\pi_\theta(y_l|x)}{\pi_{\text{ref}}(y_l|x)}$. Essentially, TDPO can be viewed as an extension of DPO, where a KL constraint $\delta(x, y_w, y_l)$ is incorporated into the sigmoid function $\sigma(\cdot)$ in addition to the implicit *reward difference*. Taking a step further, we can isolate π_{ref} from each implicit reward term:

$$\begin{aligned} & \beta \log \frac{\pi_\theta(y_w|x)}{\pi_{\text{ref}}(y_w|x)} - \beta \log \frac{\pi_\theta(y_l|x)}{\pi_{\text{ref}}(y_l|x)} = \\ & \beta \log \pi_\theta(y_w|x) - \beta \log \pi_\theta(y_l|x) \\ & - \underbrace{\beta (\log \pi_{\text{ref}}(y_w|x) - \log \pi_{\text{ref}}(y_l|x))}_{\gamma_{\text{ref}}} \end{aligned} \quad (7)$$

We can see that Equation (7) shares a similar form with the *reward difference* calculation of SimPO in Section 2.

¹The loss function of KTO is similar to that of TDPO in terms of its use of KL divergence.

This similarity reveals that the *reward difference* in DPO can be interpreted as a combination of log probability difference with an adaptive margin γ_{ref} from the reference model, whereas SimPO calculates the average log probability difference with a fixed margin. Based on the above observation, we can reframe the loss function of DPO and its two variants into a unified form:

$$\begin{aligned} \mathcal{L}_{\text{FPO}}(\pi_\theta; \pi_{\text{ref}}) &= -\mathbb{E}_{(x, y_w, y_l) \sim \mathcal{D}} \left[\log \sigma \left(u(x, y_w, y_l) \right) \right], \\ u(x, y_w, y_l) &= \frac{\beta}{|y_w|} \log \pi_\theta(y_w|x) - \frac{\beta}{|y_l|} \log \pi_\theta(y_l|x) \\ &\quad - \gamma_{\text{ref-LN}} - \delta_{\text{FPO}}^\ell(x, y_w, y_l). \end{aligned} \quad (8)$$

We summarize the specific implementations for DPO, SimPO and TDPO in the form of Equation (8) in Table 1. SimPO eliminates the reference model from the alignment training by using a fixed margin and omitting constraints, which reduces memory and computational costs. However, it has been criticized that completely removing reference models leads to instability (Liu et al., 2024). Our approach begins by applying the length normalization technique of SimPO to the original implicit *reward difference* of DPO:

$$\begin{aligned} & \frac{\beta}{|y_w|} \log \frac{\pi_\theta(y_w|x)}{\pi_{\text{ref}}(y_w|x)} - \frac{\beta}{|y_l|} \log \frac{\pi_\theta(y_l|x)}{\pi_{\text{ref}}(y_l|x)} \\ & - \left(\frac{\beta}{|y_w|} \log \pi_{\text{ref}}(y_w|x) - \frac{\beta}{|y_l|} \log \pi_{\text{ref}}(y_l|x) \right) \\ &= \frac{\beta}{|y_w|} \log \pi_\theta(y_w|x) - \frac{\beta}{|y_l|} \log \pi_\theta(y_l|x) - \gamma_{\text{ref-LN}}. \end{aligned} \quad (9)$$

Equation (9) suggests using average log probability difference as the Log Probability Difference (LPD) term and introducing an adaptive margin with length normalization as the *Margin*. The length-normalized margin $\gamma_{\text{ref-LN}}$ enhances the stability by using a reference model to calculate an adaptive margin for each preference pair. We consider an offline caching technique to minimize the computational overhead introduced by the reference model.

Feature-level Constraints. Currently, the use of constraints $\delta(x, y_w, y_l)$ in alignment processes typically follows KL divergence-based approach shown in Equation (3) and 4. However, this method has a significant issue: for most LLMs, which generally have a very large vocabulary, where we assume the vocabulary size is V . For each batch with an input length of T , the resulting output probabilities have a size of $V \times T$. This work adopts Gemma (Lieberum et al., 2024), an advanced open-sourced LLM series, which has a massive vocabulary size of 265K. For an input length of 1024, this results in a probabilities matrix containing approximately 262M elements, which is nearly 1/10 the size of its 2B version model. Therefore, computing the KL divergence incurs considerable computational overhead to DPO-enhancing methods such as TDPO.

Table 1: Specific implementations of *Log Probability Difference* (LPD), *Margin*, and *Constraint* in Equation (8) for DPO, its variants SimPO and TDPO, and the proposed FPO.

Method	LPD	Margin	Constraint	Constraint Type
DPO	$\beta \log \pi_\theta(y_w x) - \beta \log \pi_\theta(y_l x)$	γ_{ref}	0	-
SimPO	$\frac{\beta}{ y_w } \log \pi_\theta(y_w x) - \frac{\beta}{ y_l } \log \pi_\theta(y_l x)$	γ (a constant)	0	-
TDPO _i	$\beta \log \pi_\theta(y_w x) - \beta \log \pi_\theta(y_l x)$	γ_{ref}	$\delta_{\text{TDPO}_i}(x, y_w, y_l)$	KL Divergence
FPO	$\frac{\beta}{ y_w } \log \pi_\theta(y_w x) - \frac{\beta}{ y_l } \log \pi_\theta(y_l x)$	$\gamma_{\text{ref-LN}}$	$\delta_{\text{FPO}}(x, y_w, y_l)$	MSE

LLMs generate these sizable output probabilities by projecting their internal representations onto vocabulary space. In contrast to this, SAE is found to be capable of projecting these representations onto a sparse feature space. Motivated by the efficient nature of sparsity, we leverage the sparse feature activations from SAE to approximate the function of KL divergence. Specifically, for the output representation $h^{(t,\ell)}$ from layer ℓ of the model at position t , we can obtain its sparse activation $c^{(t,\ell)}$ using an SAE as described in Equation (5). Since KL divergence measures the difference between two probability distributions, we employ MSE as the loss to measure the discrepancy between the sparse activation from the two models. To further improve efficiency, instead of calculating the sum of token-wise discrepancy like TDPO, we first perform average pooling for the sparse activation across tokens and then calculate the MSE between pooled sparse activations, which gives us a more efficient sequential discrepancy:

$$D_{\text{FPO}}^\ell(x, y; \pi_{\text{ref}} \| \pi_\theta) = \frac{1}{k} \sum_{i \in I_k} (\bar{c}_{\theta,i}^\ell - \bar{c}_{\text{ref},i}^\ell)^2, \quad (10)$$

where pooled sparse activation $\bar{c}^\ell = \sum_{t=1}^T c^{t,\ell}$, $I_k = \text{top}_k(\text{indices}(c_\theta^{(t,\ell)})) \cup \text{top}_k(\text{indices}(c_{\text{ref}}^{(t,\ell)}))$, and $\text{top}_k(\cdot)$ returns the indices of the k largest elements. We focus on measuring the MSE between the largest activations to capture the discrepancy in dominant features, as these are likely to be the most influential. Echoing the strategy of TDPO, we replace D_{TDPO} in $\delta_{\text{TDPO}_2}(x, y_w, y_l)$ with D_{FPO}^ℓ as a plug-and-play efficient approximation. This results in a feature-level constraint $\delta_{\text{FPO}}^\ell(x, y_w, y_l)$.

Building Offline Reference Margin and Constraint. We have justified the implementation of the key components in Equation (7), which is a SimPO-like reward difference with a reference-based adaptive margin and a feature-level constraint. At first glance, the reference model appears to be deeply involved in both the calculation of the margin and the constraint, making its complete elimination challenging.

Therefore, instead of directly removing the reference model, we propose a more appropriate approach: separating the computation of the reference model from the training process by computing its output offline. Offline computation

means pre-calculating and caching the results related to the reference model needed for training and then reading them during the training loop. This approach allows us to free up the reference model during alignment with only a small and acceptable I/O demand.

To explore an implementation for Equation (8) that enjoys the advantages of SimPO, such as length normalization, while ensuring stability, first, we pre-compute and store the margin $\gamma_{\text{ref-LN}}$ using the length normalization for each preference pair. Since it is scalar, it only occupies $O(N)$ space to store it, where N is the number of preference pairs. Next, for the feature-level constraint, we pre-compute and store the sparse activation of each sample in the training dataset following the computation in Equation (10). Consequently, we only need to pre-compute and store one sparse activation $\bar{c}_{\text{ref}}^\ell$ for each sample, which requires $O(2 \cdot N \cdot k)$ space. This results in a significantly smaller space requirement compared to constraints used in TDPO, where the vocabulary size is V , for each batch with N preference pairs, requiring a much larger space of $O(2N \cdot V)$. By combining all the above results, we arrive at the loss function for FPO:

$$\begin{aligned} \mathcal{L}_{\text{FPO}}(\pi_\theta; \pi_{\text{ref}}) &= -\mathbb{E}_{(x, y_w, y_l) \sim \mathcal{D}} \left[\log \sigma(u(x, y_w, y_l)) \right], \\ u(x, y_w, y_l) &= \frac{\beta}{|y_w|} \log \pi_\theta(y_w|x) - \frac{\beta}{|y_l|} \log \pi_\theta(y_l|x) \\ &\quad - \gamma_{\text{ref-LN}} - \delta_{\text{FPO}}^\ell(x, y_w, y_l). \end{aligned} \quad (11)$$

4. Experimental Setup

Model and Training Settings. Our model selection is guided by two key principles: scalability and transparency. For scalability, we first select a series of models spanning different parameter sizes, including Gemma-2-2B and Gemma-2-9B (Team et al., 2024)². This ensures that we can evaluate our approach’s performance as the model parameters scale and assess its robustness across diverse model architectures.

For transparency, we exclusively select foundational models, which have not undergone supervised fine-tuning (SFT) or alignment processes. We begin by fine-tuning these models

²We select Gemma-scope as it provides pre-trained SAEs (Lieberum et al., 2024) for all layers.

Table 2: **Left:** Performance comparison of different methods for Gemma-2-2B and Gemma-2-9B across various benchmarks (AlpacaEval-2, Arena-Hard, and MT-Bench), compared to Supervised Fine-Tuning (SFT), DPO and variants. Length controlled Winning Rate: WR-L; Winning Rate: WR. **Right:** Comparison of FPO and other baseline methods in terms of the trade-off between Alignment Acc(accuracy) and Diversity H *i.e.*, Diversity (Entropy) on the UltraFeedback dataset.

Gemma-2-2B					Gemma-2-9B						
Method	AlpacaEval-2	Arena-Hard	MT-Bench		AlpacaEval-2	Arena-Hard	MT-Bench		Method	Acc(%) \uparrow	H \uparrow
FPO v.s.	WR-L(%)	WR (%)	WR (%)	Δ Score	WR-L (%)	WR (%)	WR (%)	Δ Score			
SFT	54.7	55.1	53.2	+0.5	51.2	52.4	53.4	+0.3	DPO	59.9	1.66
DPO	51.7	50.8	51.6	+0.1	51.0	51.0	51.2	+0.1	TDPO-1	63.2	1.65
TDPO-1	51.5	54.4	51.4	+0.3	50.8	50.2	51.8	+0.1	TDPO-2	64.2	1.68
TDPO-2	50.9	54.0	50.6	+0.2	50.2	49.9	49.5	0.0	SimPO	63.4	1.64
SimPO	51.1	52.2	51.4	+0.4	50.2	51.8	51.0	+0.2	FPO	<u>64.1</u>	1.68

using a unified conversational format provided by the Halos dataset, applying it to the Ultrachat-200K (Ding et al., 2023). Dataset for initial instruction tuning. This establishes a baseline conversational capability and ensures that all our methods are compared on a consistent SFT model. Subsequently, we employ the UltraFeedback (Cui et al., 2024). Dataset to align the SFT models using various methods. This approach maintains transparency and control throughout the process, as all data and methods are open-sourced across the experimental setup.

For the hyperparameters related to alignment methods, such as α and β , we initially refer to the hyperparameter settings from the corresponding papers. If these settings are explicitly provided, we directly adopt their configurations. For configurations that are not given, we perform a hyperparameter search to determine the optimal values. Regarding the training hyperparameters, we standardize the batch size to 32, set the learning rate to 5×10^{-7} , and use a warm-up period of 150 steps, after which the learning rate remains constant, set the epoch as 1. We employ the Adam (Kingma, 2014) and RMSProp optimizers (Graves, 2013) for Gemma-2-2B and Gemma-2-9B, respectively.

Baseline Methods. Regarding our baseline comparison methods, we primarily compare three categories of approaches. The first category consists of our foundational methods, including instruction fine-tuning (SFT) and DPO itself. Here, SFT refers to the model’s performance after the first-stage fine-tuning, while DPO refers to the direct application of DPO for further alignment following SFT. The second category includes methods with explicit KL control and efficient reference-free methods. We select the TDPO series *i.e.*, TDPO-1, TDPO-2 and SimPO, as they currently represent the state-of-the-art in these two classes of methods (DPO-enhancing and DPO-simplified), respectively.

Evaluation Benchmarks. We evaluate our models on three widely-used open-ended instruction-following benchmarks: MT-Bench (Zheng et al., 2023a), AlpacaEval 2 (Li

et al., 2023; Dubois et al., 2024), and Arena-Hard (Li et al., 2024; Chiang et al., 2024). These benchmarks are designed to test the models’ conversational abilities across a broad spectrum of tasks and have gained significant adoption in the research community. AlpacaEval 2 includes 805 questions derived from five different datasets, while MT-Bench spans eight categories with a total of 80 questions. Arena-Hard, the most recent release, builds on MT-Bench by introducing 500 complex technical problem-solving queries.

We follow the standard protocols for each benchmark in evaluations, by computing the Δ Score as the margin between FPO and other methods. The metrics evaluated include Length Controlled Winning Rate (WR-L) and Winning Rate (WR) for AlpacaEval-2 and Arena-Hard, and a score from 1-10 for MT-Bench. For all methods, we use GPT-4 -Turbo (Achiam et al., 2023) as the evaluator.

For analyzing the alignment and diversity trade-off of our method, following Zeng et al. (2024), in experiments, we validate and compare FPO against several strong alignment baselines, including DPO (Rafailov et al., 2024), SimPO (Meng et al., 2024), TDPO1, and TDPO2 (Zeng et al., 2024).

5. Results and Discussions

FPO Consistently Outperforms Strong Baselines on Three Benchmarks. We evaluate the performance differences between FPO and other methods across three key aspects: training accuracy, generation diversity, and performance on downstream tasks. In terms of downstream tasks, we assess the model’s performance including the winning rate or score on the AlpacaEval2 Benchmark, Arena Hard, and MT Bench. As shown in Table 2, FPO achieves highly competitive results, with up to a 5.08% improvement in winning rate compared to other methods when testing on Gemma-2-2B. Additionally, based on Gemma-2-9B, we observe a consistent improvement in our method compared to baselines. However, the performance improvements on the 9B model introduced by FPO are limited compared to

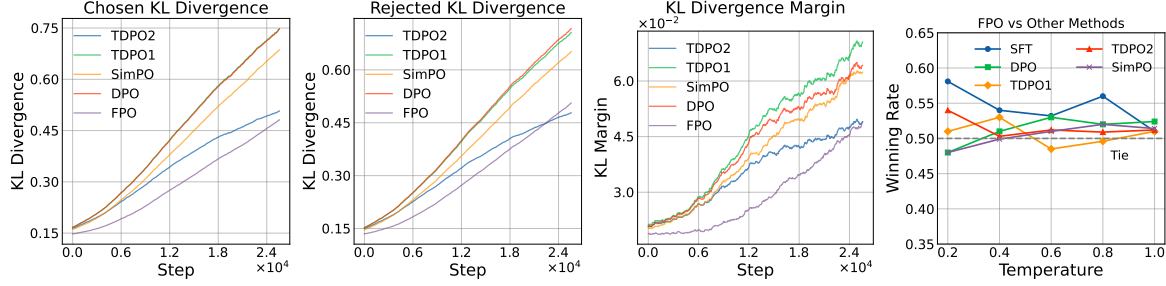


Figure 3: **Left 1.** KL Divergence on the preferred responses (chosen). **Left 2.** KL Divergence on the dispreferred responses (rejected). **Right 1.** KL Divergence margin *i.e.*, $|\beta D_{\text{SeqKL}}(x, y_l; \pi_{\text{ref}} \| \pi_{\theta}) - \beta D_{\text{SeqKL}}(x, y_w; \pi_{\text{ref}} \| \pi_{\theta})|$. **Right 2.** Win rates of FPO v.s. other methods above the improvements based on Gemma-2-2B on different sampling temperatures.

the 2B model. We argue that this is because, with the same width of the SAE, smaller models, due to their lower complexity, achieve a more thorough decomposition of features, filtering more noisy features, and leading to more accurate constraints.

5.1. The Trade-off between Controllability and Efficiency.

Accuracy vs. Diversity. We measure the training accuracy on the UltraFeedback dataset, which is defined as the probability that the chosen answer’s token-wise probabilities exceed those of the rejected answer. Table 2 shows the model’s generation diversity by measuring the entropy of the top 100 results on AlpacaEval2, where the \uparrow indicates higher values are preferable. We use **bold** to show the best-performing result across all metrics, and underline to denote the second-best result. The results indicate that FPO achieved the second-highest training accuracy, only behind TDPO2, outperforms other baselines, and has the highest diversity. We also demonstrate that FPO exhibits entropy levels comparable to methods like TDPO-2, which excel in controlling output diversity, indicating the effectiveness of FPO.

FPO Yields Better Controllability and Efficiency Trade-off. Using Gemma-2-2B as the base model, we first conduct dialogue fine-tuning and proceed with the testing phase. For the calculation of KL divergence, we consistently apply TDPO’s sequential KL divergence method. Specifically, we compute the KL divergence of the policy model relative to the reference model for both the preferred response (*i.e.*, chosen) and the dispreferred response (*i.e.*, rejected). The results (See Table 2) indicate that, due to FPO’s excellent KL control and well-designed reward structure, it achieves performance comparable to other methods while maintaining lower computational costs.

Hardware Efficiency of FPO. Given the efficiency of FPO compared to TDPO2, as shown in the left one in Fig-

ure 4, we consider this result to be highly competitive. The efficiency of FPOs reflected primarily in two aspects: (1) Offline Processing. FPO does not require an additional reference model to be loaded during training, but only incurs minimal I/O overhead to read pre-stored information at each step, specifically the one-dimensional tensors needed for training. This process can be efficiently handled by the dataloader. (2) Sparsity. Due to the sparse activation, we only need to process the activated values, reducing computational overhead. To validate its efficiency, we tested the memory consumption of different methods during training. In terms of memory usage, FPO maintains nearly the same level of memory consumption as reference-free methods like SimPO. Compared to methods that introduce more computation, such as TDPO, FPO achieves approximately a 17% memory optimization.

It is important to note that, compared to reference-free methods like SimPO, FPO still requires pre-computation of the reference model’s log probabilities and SAE feature activations. However, this reduces the peak computational and memory demands, making the model easier to run on smaller devices with lower costs. Considering that scaling up computational resources is generally more challenging than extending runtime, we believe this represents a reasonable trade-off between performance and cost.

Consistency between MSE Loss and KL Divergence. In TDPO and KTO, the use of KL divergence serves to constrain the margin between the model’s preferred response (chosen) and dispreferred response (rejected), thereby allowing for better control over the dispreferred responses. We also evaluated the margin between chosen and rejected responses under MSE Loss across 32 response sets (see Figure 4). The results indicate a high degree of consistency between the constraints enforced by MSE Loss and those enforced by KL divergence (see Figure 3 and Figure 4). Through these constraints, the model reduces the deviation in the distribution of dispreferred responses.

Table 3: Ablation Study on SAE layer selection, hyperparameters α and stop-gradient operator (Grad. sg. for short). We perform experiments on Gemma-2-2b, with the 25th layer’s residual SAE used to evaluate the effects of varying α and applying a stop-gradient. We search for the best settings considering the trade-off between Alignment (accuracy) and Diversity (entropy).

Search Strategy: Layer Selection									Search Strategy: α Selection / Stop-Gradient								
layer ℓ	7	7	13	13	19	19	25	25	α	0.1	0.5	1	2	0.1	0.5	1	2
SAE type	Res	MLP	Res	MLP	Res	MLP	Res	MLP	Grad sg.	-	-	-	-	Yes	Yes	Yes	Yes
Acc (%) \uparrow	57.2	57.4	59.1	61.3	59.7	62.4	63.6	63.4		64.1	63.7	63.4	61.9	64.0	63.6	62.7	62.1
$H \uparrow$	1.645	1.609	1.612	1.637	1.644	1.654	1.680	1.671		1.630	1.642	1.666	1.643	1.652	1.680	1.682	1.679

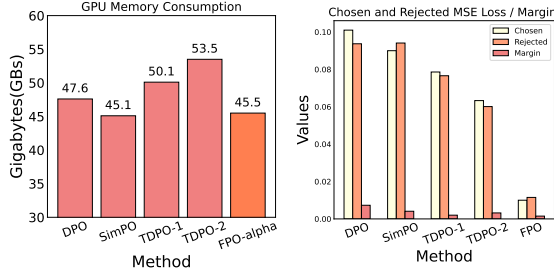


Figure 4: **Left.** GPU memory consumption on a single H100 with all methods. We average the average GPU memory in 1,000 steps at the beginning of the training. **Right.** Feature-level MSE Loss of all methods after the whole alignment process. Here margin is defined as $|D_{\text{FPO}}^{\ell}(x, y_l; \pi_{\text{ref}} \| \pi_{\theta}) - \beta D_{\text{FPO}}^{\ell}(x, y_w; \pi_{\text{ref}} \| \pi_{\theta})|$. The close correspondence between the MSE Loss margin reduction and KL divergence margin reduction supports the validity of our approach.

5.2. Ablation Study

To validate the insertion position of the SAE encoder and the settings of other hyperparameters, we conduct an ablation study as shown in Table 3. We train Gemma-2-2B on UltraFeedback for one epoch to evaluate the performance of different configurations. In terms of metrics, we focus on accuracy and diversity (measured by entropy) to balance alignment and diversity. Regarding the insertion position of the SAE encoder, we test the following: (1) Inserting at different layers, including shallow, middle, and deep layers. (2) Inserting the encoder after the residual stream, i.e., immediately after the residual connection to extract features, versus inserting it after the output of the MLP layer. We did not test the insertion after the attention output, as SAE is designed to capture more polysemous features in the MLP layer and the final residual output. Prior work supports this design. (3) Varying the value of α , which affects the strength of the constraint. (4) The use of the stop-gradient operator. From Table 3, we show that inserting the encoder closer to the final output leads to better performance. We hypothesize that this is because the layers near the final

output have a more significant impact on the final result. If the encoder is inserted too early, the later layers do not receive gradients from the MSE loss, which negatively affects the model’s performance. Regarding the choice of α , we find that although a larger α yields stronger constraint effects while also limits the model’s alignment performance. Therefore, we select 0.5 as the optimal α . Our tests on the stop-gradient operator demonstrate its effectiveness, which is consistent with TDPO.

Varying Sampling Temperatures. To investigate the performance variation of FPO under different sampling temperatures, we designed a set of temperature comparison experiments based on the ArenaHard dataset. We configured five different softmax sampling temperatures: 0.2, 0.4, 0.6, 0.8, and 1.0. Then, for each of these temperature settings, we sampled responses from all tested methods across the first 100 questions of the ArenaHard dataset. We compared FPO’s sampling results with those of other methods, using GPT-4 Turbo as the judge, and calculated a winning rate based on the win-loss results for each comparison. A winning rate greater than 50% indicates that FPO achieved better alignment. As shown in Figure 4, the results show that, across multiple temperature settings, FPO outperforms other methods in at least 3-4 temperature conditions.

5.3. FPO Achieves Accurate Control Over Model Capabilities

A key advantage of FPO lies in its ability to precisely control model capabilities. While efficiency and reduced memory usage are significant outcomes, the accurately in controlling model behavior stems from FPO’s underlying mechanism.

To substantiate this, experiments were conducted to accurately regulate specific capabilities during alignment, while leaving others unaffected and maintaining strong overall performance. These experiments assessed four critical domains: (1) **Instruction Following:** Evaluated using IFEval, focusing on tasks such as JSON formatting, capitalizing, highlighting text, lowercasing, creating bullet lists, and using quotations. (2) **Multilingual Capability:** Assessed with MultiAlpaca and WildChat datasets, covering French, Cana-

Table 4: FPO Accurate Control Experiment Highlights

Domain	Capability	Method/Setting	Metric	Value
Instruction Following	JSON Format	FPO ($\beta = 0$ on all format features)	Accuracy	0.46 / 0.00
		FPO ($\beta = 1$ on all format features)		0.03 / 0.00
		FPO ($\beta = 1$ on JSON feature)		0.04 / 0.00
Multilingual	French	FPO ($\beta = 0$ on French feature)	Output Rate %	80
		FPO ($\beta = 1$ on French feature)		3
Safety	-	FPO ($\beta = 0$)	Attack Success Rate %	30
		FPO ($\beta = 1$ on safety-related features)		80
		FPO ($\beta = 1$ on harmful features)		5
Sentiment	Positive	FPO ($\beta = 0$)	Positive Sentiment Ratio	65
		FPO ($\beta = 1$ on Positive feature)		5

dian French, German, and Italian, with English questions from MKQA. (3) **Safety**: Measured using Jailbreak Bench and AdvBench. (4) **Sentiment**: Analyzed with the Twitter Financial News Sentiment dataset.

The experimental setup involved the Gemma2-2B model with an SAE width of 16k. Features relevant to each domain were identified by first selecting the top 50 features most aligned with each target domain based on single-token activations, followed by validating their global relevance through average activations across target datasets. The model was trained with a learning rate of $2e-5$, a batch size of 64, and a maximum sequence length of 2048, using an Adam optimizer and a cosine learning rate schedule with 10% warmup steps over 1 epoch. Hyperparameters such as α for TDPO2 and FPO were set to 0.5, β for SimPO to 2, and β for other methods to 0.1.

The results demonstrate FPO’s capacity for targeted control. For example, in Instruction Following, by adjusting the β value for all format-related features to 1, FPO significantly reduced the model’s propensity to use these formats (e.g., JSON format accuracy dropped to 0.03 with instruction and 0.00 without, compared to 0.46 and 0.00 respectively when $\beta = 0$). Conversely, setting $\beta = 0$ for these features (effectively removing the constraint) maintained or enhanced these abilities (e.g., JSON format accuracy of 0.46 with instruction). When targeting a specific feature like JSON formatting by setting its $\beta = 1$, the JSON format accuracy dropped to 0.04 (with instruction), while other formatting abilities like capitalizing (0.73) or highlighting (0.55) remained high.

Similar precise control was observed in other domains. For Multilingual Capability, setting $\beta = 1$ for French-related features drastically reduced French output (3% output rate) while other languages like German (45%) and Italian (50%) were less affected compared to when $\beta = 0$ for French features (French output rate of 80%). In Safety, applying $\beta = 1$ to safety-related features increased the attack success rate to 80% (indicating reduced safety), whereas applying it

to harmful features decreased the attack success rate to 5% (indicating enhanced safety), compared to a 30% success rate when $\beta = 0$. For Sentiment, setting $\beta = 1$ on positive sentiment features reduced positive sentiment expression to 5% and increased negative sentiment to 95%. Conversely, targeting negative sentiment features with $\beta = 1$ resulted in 93% positive and 7% negative sentiment outputs.

6. Conclusion

In conclusion, we proposed FPO, a novel method for efficient and stable alignment of large language models using feature-level constraints. By leveraging sparse autoencoders and pre-computed offline references, FPO reduced the computational overhead traditionally associated with alignment methods like DPO and TDPO. Our experimental results demonstrate that FPO achieved significant improvements in alignment accuracy and diversity while maintaining low resource consumption.

Impact Statement

This paper proposes Feature-level Constrained Direct Preference Optimization (FPO) to address the challenges of computational inefficiency and training instability in aligning large language models (LLMs) with human preferences. Its impact spans multiple aspects. In academic research, FPO offers a novel perspective by being the first to integrate sparse feature-level constraints into LLM alignment, inspiring further exploration in this area. Methodologically, it enriches the field by using Sparse Autoencoders (SAEs) to approximate KL divergence, balancing efficiency and controllability. On the industry front, FPO promotes the safe and reliable application of LLMs in critical sectors, such as healthcare, finance, and education. Its use of open-source models and datasets fosters the development of the open-source ecosystem, encouraging collaboration and innovation among researchers.

Acknowledgement

This publication has been supported by the National Natural Science Foundation of China (NSFC) Key Project under Grant Number 62336006.

References

- Achiam, J., Adler, S., Agarwal, S., Ahmad, L., Akkaya, I., Aleman, F. L., Almeida, D., Altenschmidt, J., Altman, S., Anadkat, S., et al. Gpt-4 technical report. *arXiv preprint arXiv:2303.08774*, 2023.
- Chen, Y., Ge, D., Wang, M., Wang, Z., Ye, Y., and Yin, H. Strong np-hardness for sparse optimization with concave penalty functions. In *International Conference on Machine Learning*, pp. 740–747. PMLR, 2017.
- Chiang, W.-L., Zheng, L., Sheng, Y., Angelopoulos, A. N., Li, T., Li, D., Zhang, H., Zhu, B., Jordan, M., Gonzalez, J. E., and Stoica, I. Chatbot arena: An open platform for evaluating llms by human preference, 2024.
- Christiano, P. F., Leike, J., Brown, T., Martic, M., Legg, S., and Amodei, D. Deep reinforcement learning from human preferences. *Advances in neural information processing systems*, 30, 2017.
- Chung, H. W., Hou, L., Longpre, S., Zoph, B., Tay, Y., Fedus, W., Li, Y., Wang, X., Dehghani, M., Brahma, S., et al. Scaling instruction-finetuned language models. *Journal of Machine Learning Research*, 25(70):1–53, 2024.
- Cui, G., Yuan, L., Ding, N., Yao, G., Zhu, W., Ni, Y., Xie, G., Liu, Z., and Sun, M. Ultrafeedback: Boosting language models with high-quality feedback, 2024. URL <https://openreview.net/forum?id=pNkOx3IVWI>.
- Ding, N., Chen, Y., Xu, B., Qin, Y., Zheng, Z., Hu, S., Liu, Z., Sun, M., and Zhou, B. Enhancing chat language models by scaling high-quality instructional conversations. *arXiv preprint arXiv:2305.14233*, 2023.
- Dubois, Y., Galambosi, B., Liang, P., and Hashimoto, T. B. Length-controlled alpaca-eval: A simple way to debias automatic evaluators. *arXiv preprint arXiv:2404.04475*, 2024.
- Ethayarajh, K., Xu, W., Muennighoff, N., Jurafsky, D., and Kiela, D. Kto: Model alignment as prospect theoretic optimization. *arXiv preprint arXiv:2402.01306*, 2024.
- Graves, A. Generating sequences with recurrent neural networks. *arXiv preprint arXiv:1308.0850*, 2013.
- Hong, J., Lee, N., and Thorne, J. Reference-free monolithic preference optimization with odds ratio. *arXiv preprint arXiv:2403.07691*, 2024.
- Huben, R., Cunningham, H., Smith, L. R., Ewart, A., and Sharkey, L. Sparse autoencoders find highly interpretable features in language models. In *The Twelfth International Conference on Learning Representations*, 2024. URL <https://openreview.net/forum?id=F76bwRSLeK>.
- Kingma, D. P. Adam: A method for stochastic optimization. *arXiv preprint arXiv:1412.6980*, 2014.
- Kullback, S. and Leibler, R. A. On information and sufficiency. *The annals of mathematical statistics*, 22(1): 79–86, 1951.
- Li, T., Chiang, W., Frick, E., Dunlap, L., Zhu, B., Gonzalez, J. E., and Stoica, I. From live data to high-quality benchmarks: The arena-hard pipeline, April 2024. URL <https://lmsys.org/blog/2024-04-19-arena-hard/>.
- Li, X., Zhang, T., Dubois, Y., Taori, R., Gulrajani, I., Guestrin, C., Liang, P., and Hashimoto, T. B. Alpaca-eval: An automatic evaluator of instruction-following models. https://github.com/tatsu-lab/alpaca_eval, 5 2023.
- Lieberum, T., Rajamanoharan, S., Conmy, A., Smith, L., Sonnerat, N., Varma, V., Kramár, J., Dragan, A., Shah, R., and Nanda, N. Gemma scope: Open sparse autoencoders everywhere all at once on gemma 2. *arXiv preprint arXiv:2408.05147*, 2024.
- Liu, Y., Liu, P., and Cohan, A. Understanding reference policies in direct preference optimization, 2024. URL <https://arxiv.org/abs/2407.13709>.
- Meng, Y., Xia, M., and Chen, D. Simpo: Simple preference optimization with a reference-free reward. *arXiv preprint arXiv:2405.14734*, 2024.
- Ouyang, L., Wu, J., Jiang, X., Almeida, D., Wainwright, C., Mishkin, P., Zhang, C., Agarwal, S., Slama, K., Ray, A., et al. Training language models to follow instructions with human feedback. *Advances in neural information processing systems*, 35:27730–27744, 2022.
- Rafailov, R., Sharma, A., Mitchell, E., Manning, C. D., Ermon, S., and Finn, C. Direct preference optimization: Your language model is secretly a reward model, 2024.
- Roy, J., Girgis, R., Romoff, J., Bacon, P.-L., and Pal, C. Direct behavior specification via constrained reinforcement learning. *arXiv preprint arXiv:2112.12228*, 2021.
- Schulman, J., Wolski, F., Dhariwal, P., Radford, A., and Klimov, O. Proximal policy optimization algorithms. *arXiv preprint arXiv:1707.06347*, 2017.

- Team, G., Riviere, M., Pathak, S., Sessa, P. G., Hardin, C., Bhupatiraju, S., Hussenot, L., Mesnard, T., Shahriari, B., Ramé, A., Ferret, J., Liu, P., Tafti, P., Friesen, A., Casbon, M., Ramos, S., Kumar, R., Lan, C. L., Jerome, S., Tsitsulin, A., Vieillard, N., Stanczyk, P., Girgin, S., Momchev, N., Hoffman, M., Thakoor, S., Grill, J.-B., Neyshabur, B., Bachem, O., Walton, A., Severyn, A., Parrish, A., Ahmad, A., Hutchison, A., Abdagic, A., Carl, A., Shen, A., Brock, A., Coenen, A., Laforge, A., Paterson, A., Bastian, B., Piot, B., Wu, B., Royal, B., Chen, C., Kumar, C., Perry, C., Welty, C., Choquette-Choo, C. A., Sinopalnikov, D., Weinberger, D., Vijaykumar, D., Rogozińska, D., Herbison, D., Bandy, E., Wang, E., Noland, E., Moreira, E., Senter, E., Eltyshiev, E., Visin, F., Rasskin, G., Wei, G., Cameron, G., Martins, G., Hashemi, H., Klimczak-Plucińska, H., Batra, H., Dhand, H., Nardini, I., Mein, J., Zhou, J., Svensson, J., Stanway, J., Chan, J., Zhou, J. P., Carrasqueira, J., Iljazi, J., Becker, J., Fernandez, J., van Amersfoort, J., Gordon, J., Lipschultz, J., Newlan, J., yeong Ji, J., Mohamed, K., Badola, K., Black, K., Millican, K., McDonell, K., Nguyen, K., Sodhia, K., Greene, K., Sjoesund, L. L., Usui, L., Sifre, L., Heuermann, L., Lago, L., McNealus, L., Soares, L. B., Kilpatrick, L., Dixon, L., Martins, L., Reid, M., Singh, M., Iverson, M., Görner, M., Velloso, M., Wirth, M., Davidow, M., Miller, M., Rahtz, M., Watson, M., Risdal, M., Kazemi, M., Moynihan, M., Zhang, M., Kahng, M., Park, M., Rahman, M., Khatwani, M., Dao, N., Bardoliwalla, N., Devanathan, N., Dumai, N., Chauhan, N., Wahltinez, O., Botarda, P., Barnes, P., Barham, P., Michel, P., Jin, P., Georgiev, P., Culliton, P., Kuppala, P., Comanescu, R., Merhej, R., Jana, R., Rokni, R. A., Agarwal, R., Mullins, R., Saadat, S., Carthy, S. M., Perrin, S., Arnold, S. M. R., Krause, S., Dai, S., Garg, S., Sheth, S., Ronstrom, S., Chan, S., Jordan, T., Yu, T., Eccles, T., Hennigan, T., Kocisky, T., Doshi, T., Jain, V., Yadav, V., Meshram, V., Dharmadhikari, V., Barkley, W., Wei, W., Ye, W., Han, W., Kwon, W., Xu, X., Shen, Z., Gong, Z., Wei, Z., Cotruta, V., Kirk, P., Rao, A., Giang, M., Peran, L., Warkentin, T., Collins, E., Barral, J., Ghahramani, Z., Hadsell, R., Sculley, D., Banks, J., Dragan, A., Petrov, S., Vinyals, O., Dean, J., Hassabis, D., Kavukcuoglu, K., Farabet, C., Buchatskaya, E., Borgeaud, S., Fiedel, N., Joulin, A., Kenealy, K., Dadashi, R., and Andreev, A. Gemma 2: Improving open language models at a practical size, 2024. URL <https://arxiv.org/abs/2408.00118>.
- Tunstall, L., Beeching, E., Lambert, N., Rajani, N., Rasul, K., Belkada, Y., Huang, S., von Werra, L., Fourier, C., Habib, N., et al. Zephyr: Direct distillation of lm alignment. *arXiv preprint arXiv:2310.16944*, 2023.
- Wang, Y., Zhong, W., Li, L., Mi, F., Zeng, X., Huang, W., Shang, L., Jiang, X., and Liu, Q. Aligning large language models with human: A survey. *arXiv preprint arXiv:2307.12966*, 2023.
- Wei, J., Bosma, M., Zhao, V., Guu, K., Yu, A. W., Lester, B., Du, N., Dai, A. M., and Le, Q. V. Finetuned language models are zero-shot learners. In *International Conference on Learning Representations*, 2022. URL <https://openreview.net/forum?id=gEZrGCozdqR>.
- Zeng, Y., Liu, G., Ma, W., Yang, N., Zhang, H., and Wang, J. Token-level direct preference optimization. *arXiv preprint arXiv:2404.11999*, 2024.
- Zheng, L., Chiang, W.-L., Sheng, Y., Zhuang, S., Wu, Z., Zhuang, Y., Lin, Z., Li, Z., Li, D., Xing, E., et al. Judging llm-as-a-judge with mt-bench and chatbot arena. *Advances in Neural Information Processing Systems*, 36: 46595–46623, 2023a.
- Zheng, R., Dou, S., Gao, S., Hua, Y., Shen, W., Wang, B., Liu, Y., Jin, S., Zhou, Y., Xiong, L., et al. Delve into ppo: Implementation matters for stable rlhf. In *NeurIPS 2023 Workshop on Instruction Tuning and Instruction Following*, 2023b.

A. Training Settings

Model Name Parameters	Gemma-2-2b 2B					
Method	SFT	DPO	TDPO-1	TDPO-2	SimPO	FPO
α	-	-	0.5	-	-	0.5
β	-	0.1	0.1	0.1	2	0.1
γ	-	-	-	-	0.5	-
learning rate	5×10^{-7}	5×10^{-7}	5×10^{-7}	5×10^{-7}	5×10^{-7}	5×10^{-7}
optimizer	Adam	Adam	Adam	Adam	Adam	Adam
warmup steps	150	150	150	150	150	150
activation checkpoint	True	True	True	True	True	True
SAE width	None	None	None	None	None	16k
GPU(s)	4 * H100					
Model Name Parameters	Gemma-2-9b 9B					
Method	SFT	DPO	TDPO-1	TDPO-2	SimPO	FPO
α	-	-	0.5	-	-	0.5
β	-	0.1	0.1	0.1	2	0.1
γ	-	-	-	-	0.5	-
learning rate	5×10^{-7}	5×10^{-7}	5×10^{-7}	5×10^{-7}	5×10^{-7}	5×10^{-7}
optimizer	RMSprop	RMSprop	RMSprop	RMSprop	RMSprop	RMSprop
warmup steps	150	150	150	150	150	150
activation checkpoint	True	True	True	True	True	True
SAE width	None	None	None	None	None	16k
GPU(s)	4 * H100					

Table 5: Hyperparameters for Gemma-2-2b and Gemma-2-9b.

B. Bounding KL Divergence with MSE of Sparse Activation

Theorem B.1. Let π_θ and π_{ref} be two models with final layer outputs $h_\theta^{t,L}, h_{\text{ref}}^{t,L} \in \mathbb{R}^d$ at position t . Let $c_\theta^{t,L}, c_{\text{ref}}^{t,L} \in \mathbb{R}^m$ be their respective sparse activation generated by a SAE. Under certain conditions, minimizing the MSE between these sparse activation values leads to a reduction in the upper bound of the KL divergence between their token probability distributions.

We begin by establishing key definitions and conditions:

Definition B.2 (Sparse Activations).

$$c^{t,L} = \text{ReLU}(W_{\text{enc}} h^{t,L} + b) \quad (12)$$

Definition B.3 (Token Logits and Probabilities).

$$z^t = W_{\text{out}}^T h^{t,L}, \quad p_\theta^t = \text{softmax}(z^t) \quad (13)$$

Definition B.4 (KL Divergence).

$$D_{\text{KL}}(p_{\text{ref}}^t \| p_\theta^t) = \sum_{i=1}^V p_{\text{ref}}^t(i) \log \frac{p_{\text{ref}}^t(i)}{p_\theta^t(i)} \quad (14)$$

Condition 1 (Accurate Reconstruction). The SAE reconstructs hidden representations accurately, i.e., for some small $\epsilon > 0$:

$$\|W_{\text{dec}}^T c^{t,L} - h^{t,L}\|_2 < \epsilon \quad (15)$$

Condition 2 (Bounded Operator Norm).

$$\|K\|_2 \leq M \text{ for } K = W_{\text{out}}^T W_{\text{dec}}^T \text{ and some } M > 0 \quad (16)$$

Condition 3 (Small Logit Differences). *The difference in logits $\Delta z^t = z_\theta^t - z_{\text{ref}}^t$ is small enough for the quadratic approximation of the KL divergence to hold.*

A small Δz^t generally exists since (1) $\Delta z^t = 0$ initially, and (2) a very small learning rate (e.g., $5e-7$) is usually adopted during alignment training.

Now, we proceed with the main proof:

Lemma B.5. *Under Condition 1, the difference in hidden representations $\Delta h^{t,L} = h^{t,L}_\theta - h^{t,L}_{\text{ref}}$ can be approximated by:*

$$\Delta h^{t,L} = h^{t,L}_\theta - h^{t,L}_{\text{ref}} \approx W_{\text{dec}}^T \Delta c^{t,L} \quad (17)$$

where $\Delta c^{t,L} = c_\theta^{t,L} - c_{\text{ref}}^{t,L}$.

Lemma B.6. *The difference in logits Δz^t is related to the difference in sparse activations $\Delta c^{t,L}$ by:*

$$\Delta z^t = K \Delta c^{t,L} \text{ where } K = W_{\text{out}}^T W_{\text{dec}}^T \quad (18)$$

Lemma B.7. *For small Δz^t , the KL divergence can be bounded by:*

$$D_{\text{KL}}(p_{\text{ref}}^t \| p_\theta^t) \leq \frac{1}{2} \|\Delta z^t\|_2^2 \quad (19)$$

Proof. Using a second-order Taylor expansion and noting that the maximum eigenvalue of the Hessian of KL divergence concerning logits is $\lambda_{\max}(H) = 1$:

$$D_{\text{KL}}(p_{\text{ref}}^t \| p_\theta^t) \approx \frac{1}{2} (\Delta z^t)^T H(z_{\text{ref}}^t) \Delta z^t \quad (20)$$

$$\leq \frac{1}{2} \lambda_{\max}(H) \|\Delta z^t\|_2^2 \quad (21)$$

$$\leq \frac{1}{2} \|\Delta z^t\|_2^2 \quad (22)$$

□

Combining these lemmas:

$$D_{\text{KL}}(p_{\text{ref}}^t \| p_\theta^t) \leq \frac{1}{2} \|\Delta z^t\|_2^2 \quad (23)$$

$$\leq \frac{1}{2} \|K \Delta c^{t,L}\|_2^2 \quad (24)$$

$$\leq \frac{M^2}{2} \|\Delta c^{t,L}\|_2^2 \quad (25)$$

The right-hand side is proportional to the MSE of the sparse activations:

$$\|\Delta c^{t,L}\|_2^2 = \sum_{i=1}^m (c_{\theta,i}^{t,L} - c_{\text{ref},i}^{t,L})^2 = m \cdot \text{MSE}(c_\theta^{t,L}, c_{\text{ref}}^{t,L}) \quad (26)$$

Let I_m be the set of indices corresponding to the top m activations. Then:

$$D_{\text{KL}}(p_{\text{ref}}^t \| p_\theta^t) \leq \frac{M^2}{2} \sum_{i \in I_m} (c_{\theta,i}^{t,L} - c_{\text{ref},i}^{t,L})^2 \quad (27)$$

$$= \frac{M^2 m}{2} \cdot \text{MSE}(c_\theta^{t,L}, c_{\text{ref}}^{t,L}) \quad (28)$$

Therefore, minimizing the MSE of sparse activation leads to minimizing an upper bound on $D_{\text{KL}}(p_{\text{ref}}^t \| p_\theta^t)$.

C. Concrete Examples of Feature-Level Representations vs. Token-Level Embeddings

This section provides concrete examples and visualizations to highlight the differences between feature-level representations and token-level embeddings in our framework.

C.1. Definitions and Intuitions

Token-Level Embeddings: Token-level embeddings correspond directly to the token output probabilities (*logits*) generated by a model. These embeddings are high-dimensional vectors representing each token in the model’s vocabulary. For a sequence $x = [x_1, x_2, \dots, x_T]$, the token-level embeddings at position t are computed as:

$$h_t = f_{\text{token}}(x_t) \in \mathbb{R}^V,$$

where V is the vocabulary size, and f_{token} is the output projection from the model’s hidden state.

Feature-Level Representations: Feature-level representations, on the other hand, are high-level abstractions derived from the model’s intermediate layers. These representations capture patterns and salient features across sequences. Using a Sparse Autoencoder (SAE), the hidden state h_t^ℓ at layer ℓ can be transformed into sparse activations c_t^ℓ , defined as:

$$c_t^\ell = \text{ReLU}(W_{\text{enc}} h_t^\ell + b),$$

where $W_{\text{enc}} \in \mathbb{R}^{m \times d}$, $b \in \mathbb{R}^m$, and $m \ll V$. This sparse activation ensures only a subset of features is active, making the representation interpretable and efficient.

C.2. Concrete Example: A Mathematical Query

Consider the input query:

$$\text{''What is the derivative of } x^2 + 3x + 5?\text{''}$$

Token-Level Embedding: The token-level output probabilities for each token in the response sequence, such as *''The derivative is $2x + 3$.''*, involve logits for every token:

$$\text{logits} = [\log P(\text{'The'}), \log P(\text{'derivative'}), \log P(\text{'is'}), \dots].$$

Feature-Level Representation: Using SAE on the 25th layer, the sparse feature representation for the same sequence might activate specific features corresponding to mathematical operations or semantic groupings:

$$c^\ell = [\text{activation}_1(\text{Polynomial}), \text{activation}_2(\text{Arithmetic}), \dots].$$

D. Experiments on Additional Baselines and Ablation Studies

In response to reviewer feedback, we conducted additional experiments to address their concerns and validate our methodology. These include comparisons with the SimPO+KL baseline and ablations on multi-layer sparse autoencoders (SAEs).

D.1. Comparison with SimPO+KL

This subsection provides a direct comparison of our method against SimPO+KL. We implemented SimPO+KL following the same experimental settings in Section 4. Specifically, we tested on the Gemma-2-2B model using the AlpacaEval-2 dataset, evaluating both winning rate (WR) and length-controlled winning rate (WR-L). Results are summarized in Table 6.

Discussion: The results show that FPO achieves comparable or better performance than SimPO+KL in both WR and WR-L metrics. This highlights the effectiveness of feature-level constraints in maintaining both alignment quality and diversity, with a competitive computational cost.

D.2. Ablation Study on Multi-Layer SAEs

To find out the effect of extending SAEs across multiple layers, we conducted experiments adding SAEs at different layer combinations. Table 7 presents the performance metrics when SAEs were applied to various combinations of shallow, middle, and deep layers.

Table 6: Comparison of FPO with SimPO+KL on the AlpacaEval-2 dataset. Metrics include Accuracy (%), Diversity (Entropy), WR (%), and WR-L (%).

Method	Accuracy (%) \uparrow	Diversity (Entropy) \uparrow	WR (%) \uparrow	WR-L (%) \uparrow
FPO (Ours)	64.1	1.68	51.8	50.2
SimPO+KL	63.6	1.66	50.8	50.6
SimPO	63.4	1.64	50.2	49.8
TDPO-2	64.2	1.68	50.0	50.0

Table 7: Ablation study on using SAEs at multiple layers in FPO. Metrics include Accuracy (%), Diversity (Entropy), WR (%), and WR-L (%).

SAE Layers	Accuracy (%) \uparrow	Diversity (Entropy) \uparrow	WR (%) \uparrow	WR-L (%) \uparrow
Single Layer (Layer 25)	64.1	1.68	51.8	50.2
Layers 0, 25	62.1	1.70	47.2	48.8
Layers 12, 25	61.9	1.64	48.4	49.5
Layers 24, 25	58.2	1.66	48.6	46.4
Layers 0, 12, 25	51.4	1.66	47.8	49.8

Discussion: Results indicate that adding multiple SAE layers does not consistently improve performance and may even degrade alignment metrics (e.g., accuracy and WR). The best results were achieved with a single SAE layer (Layer 25), confirming that simplicity in feature extraction leads to more stable alignment.