

Multimodal Clinical Reasoning through Knowledge-augmented Rationale Generation

Shuai Niu¹, Jing Ma¹, Liang Bai², Zhihua Wang³, Yida Xu¹, Yunya Song¹, and Xian Yang^{4*}

Hong Kong Baptist University¹

Shanxi University²

Shanghai Institute for Advanced Study of Zhejiang University³

The University of Manchester⁴

{cssniu,majing}@comp.hkbu.edu.hk, zhihua.wang@zju.edu.cn, sxbailiang@126.com

{xuyida,yunyasong}@hkbu.edu.hk, xian.yang@manchester.ac.uk

Abstract

Clinical rationales play a pivotal role in accurate disease diagnosis; however, many models predominantly use discriminative methods and overlook the importance of generating supportive rationales. Rationale distillation is a process that transfers knowledge from large language models (LLMs) to smaller language models (SLMs), thereby enhancing the latter’s ability to break down complex tasks. Despite its benefits, rationale distillation alone is inadequate for addressing domain knowledge limitations in tasks requiring specialized expertise, such as disease diagnosis. Effectively embedding domain knowledge in SLMs poses a significant challenge. While current LLMs are primarily geared toward processing textual data, multimodal LLMs that incorporate time series data, especially electronic health records (EHRs), are still evolving. To tackle these limitations, we introduce ClinRaGen, an SLM optimized for multimodal rationale generation in disease diagnosis. ClinRaGen incorporates a unique knowledge-augmented attention mechanism to merge domain knowledge with time series EHR data, utilizing a stepwise rationale distillation strategy to produce both textual and time series-based clinical rationales. Our evaluations show that ClinRaGen markedly improves the SLM’s capability to interpret multimodal EHR data and generate accurate clinical rationales, supporting more reliable disease diagnosis, advancing LLM applications in healthcare, and narrowing the performance divide between LLMs and SLMs.

1 Introduction

The widespread adoption of electronic health records (EHRs) in healthcare has significantly advanced deep learning techniques. EHRs include a variety of data types, such as medical notes, laboratory (lab) test results, and chest X-ray (CXR) images. These datasets are extensively employed in

various healthcare applications, including disease diagnosis, mortality prediction, and drug discovery (Niu et al., 2024a; Xu et al., 2018; Laghuvarapu et al., 2024). Our research focuses on using multimodal EHRs, particularly medical notes and lab test results, for disease diagnosis. Usually, disease diagnosis is treated as a classification problem. However, with the development of pre-trained language models, generative methods have gained popularity. These methods excel in identifying clinical relationships between EHR inputs and diagnoses, often surpassing most classification models (Niu et al., 2024a). Despite their effectiveness, these generative approaches lack a clear and intuitive rationale for interpreting diagnosed results, which is essential for trustworthy healthcare.

The increasing use of prompt learning (Li and Liang, 2021; Niu et al., 2024b), chain-of-thought (COT) (Wei et al., 2022), and instruction tuning (Wei et al., 2021; Chung et al., 2024) has significantly advanced the capabilities of Large Language Models (LLMs) in natural language processing (NLP). These models excel across various tasks and support their outputs with rationales (Touvron et al., 2023; Achiam et al., 2023). In healthcare, advanced medical LLMs such as MedPaLM (Singhal et al., 2023), a 540B model trained on diverse medical Q&A datasets and MEDITRON (Chen et al., 2023), which utilizes LLaMA2 for medical reasoning, have shown notable performance improvements in domain-specific applications. Similarly, ALPACARE (Zhang et al., 2023), built on LLaMA2 and trained through instruction tuning with a specialized dataset created by GPT-4, demonstrates the potential of targeted training in enhancing the effectiveness of medical LLMs. However, tuning such large-scale LLMs for specific tasks often faces practical challenges due to their substantial computation demands. Moreover, EHRs are typical multimodal data; these models only improve med-

* This is the corresponding author.

ical Q&A accuracy on the single EHR modality. They do not significantly advance the generation of multimodal clinical rationales, especially when time series EHR analysis is included.

To improve practical applications of LLMs in downstream tasks, a novel distillation method for small language models (SLMs) called “*Distilling Step-by-Step*” has been developed (Hsieh et al., 2023) and adapted for healthcare research (Kwon et al., 2024; Kang et al., 2024). Despite these innovations, diagnosing diseases requires extensive medical expertise. Without detailed pre-training on specialized datasets and domain knowledge support, SLMs often struggle to provide accurate diagnoses and dependable clinical rationales, even with advanced rationale distillation techniques (Kang et al., 2024). In response, KARD (Kang et al., 2024) has developed an additional knowledge retriever that extracts pertinent information from medical queries to support clinical rationale generation. However, relying on a comprehensive knowledge base can reduce the efficiency advantages of SLMs and also not directly enhance the SLM rationale generation abilities. Furthermore, this distillation approach still faces challenges in processing multimodal EHRs and producing multimodal rationale effectively.

To address these research gaps, we introduce ClinRaGen, a multimodal EHR understanding and disease diagnosis model that simultaneously provides supportive multimodal clinical rationales enhanced by clinical domain knowledge augmentation. We utilize the advanced capabilities of LLMs to infuse concise domain-specific medical knowledge into SLMs. Instead of limiting ourselves to single modality-based rationale distillation from LLMs (Kang et al., 2024; Kwon et al., 2024), we introduce a sequential multimodal rationale distillation paradigm with our model ClinRaGen to understand multimodal EHRs (textual medical notes and time series lab test results). Specifically, to better utilize external domain knowledge and effectively interpret these two modalities, we developed a knowledge-augmented attention module, which encodes time series lab test results into understandable representations for SLMs. The multimodal inputs will directly enrich the SLMs’ capabilities for more accurate disease diagnosis and clinical rationale generation. Our comprehensive evaluation on two public medical datasets shows that SLMs can effectively interpret multimodal EHR data and

generate accurate disease diagnosis and multimodal rationales with efficacy comparable to LLMs. Our main contributions are summarized as follows:

- ClinRaGen represents a state-of-the-art multimodal EHR understanding framework designed to deliver accurate disease diagnoses through consistent multimodal clinical rationale by leveraging the external domain knowledge and the power of LLMs.
- We introduce a novel knowledge-augmented attention mechanism to encode time series EHRs in a SLM-understandable manner and a sequential multimodal rationale distillation paradigm, effectively integrating multimodal EHRs and improving their representation in generated rationales.
- Our evaluations on the MIMIC-III (Johnson et al., 2016) and MIMIC-IV (Johnson et al., 2023) datasets demonstrate that ClinRaGen effectively interprets multimodal EHR data and produces comparable clinical rationales with LLMs, bridging the gap between LLMs and SLMs in healthcare applications.

2 Related Work

Recent advancements in high-quality language datasets and computational resources have driven significant growth in LLMs (Jiang et al., 2023; Touvron et al., 2023; Achiam et al., 2023). In the healthcare sector, various LLMs have been developed for tasks such as medical Q&A and clinical concept extraction (Singhal et al., 2023; Yang et al., 2022). These models primarily focus on enhancing answer accuracy but often fall short of providing supportive clinical rationales. Although some specialized medical LLMs (Chen et al., 2023; Zhang et al., 2023) could effectively address these needs, the substantial resources required for its training limit its practical application across diverse medical tasks, highlighting the necessity for more resource-efficient methods.

To address this issue, rationale distillation has emerged as a key technique for transferring the capabilities of LLMs to SLMs (Hsieh et al., 2023; Ho et al., 2023; Kang et al., 2024). Supported by chain-of-thought prompting (Wei et al., 2022), this approach enhances SLMs’ performance by leveraging the internal reasoning processes of LLMs. However, current rationale distillation strategies

(Kang et al., 2024; Ho et al., 2023) often face challenges with tasks requiring high factual accuracy, which is essential for producing reliable rationales. Additionally, research on processing multimodal EHRs and generating multimodal clinical rationale remains under-explored for both LLMs and distilled SLMs. Our research addresses these gaps by integrating external medical knowledge into SLMs, thereby improving their ability to understand multimodal EHRs and enhancing accuracy in disease diagnosis while providing well-substantiated multimodal rationales.

3 Methodology

3.1 Framework Overview

We present ClinRaGen, a novel approach designed to enhance acute disease diagnosis and clinical rationale in SLMs operating on multimodal EHRs, augmented with domain-specific knowledge. The inputs are represented by $\{M, T, K\}$, where M stands for medical notes, T denotes the numerical time series lab test results, and K stands for disease-specific clinical knowledge. Unlike conventional disease classification approaches (Niu et al., 2021; Xu et al., 2018), ClinRaGen uses an instructive chain-of-thought tuning method to generate textual disease tokens D and produces medical notes-based clinical rationale R^m and lab test-based clinical rationale R^t .

To provide a multimodal clinical rationale for disease diagnosis, our model greatly inherits the power of LLMs, extracting clinical rationales as a chain-of-thought mechanism for SLMs. This approach not only enhances the diagnostic accuracy of SLMs but also provides well-founded multimodal rationales for each diagnosis. Additionally, ClinRaGen addresses the challenge of SLMs understanding time series lab test results by integrating external disease-oriented domain knowledge from the medical knowledge database—PubMed¹. This domain knowledge, refined into concise medical terms by LLMs, supports our model in semantically understanding time series data through token-level attention mechanisms and serves as the knowledge base essential for producing reliable rationales.

Our approach comprises two main components: preprocessing for knowledge augmentation and clinical rationale generation using LLMs and the PubMed medical knowledge base, as outlined in

¹<https://pubmed.ncbi.nlm.nih.gov/>

Section 3.2, and the model structure of ClinRaGen along with three sequential distillation paradigms detailed in Section 3.3. These sequential distillation paradigms, combined with external domain knowledge, enable ClinRaGen to process multimodal inputs and generate both textual and time series rationales, thereby enhancing the model’s reasoning capabilities for accurate disease diagnosis.

3.2 LLMs for Knowledge Augmentation and Rationale Generation

3.2.1 Disease-oriented Knowledge Augmentation

LLMs, such as GPT-3.5 Turbo (Brown et al., 2020), demonstrate impressive performance on domain-specific questions, though this comes at the cost of extensive training on large datasets and substantial computational resources. In contrast, SLMs like T5 (Raffel et al., 2020) and OPT (Zhang et al., 2022) are built with significantly fewer resources. Consequently, the knowledge encapsulated in SLMs may be insufficient for effectively handling knowledge-intensive tasks, even when incorporating distilled knowledge from LLMs (Kang et al., 2024; Ho et al., 2023). To address this limitation, our model, ClinRaGen, integrates external domain-specific medical knowledge to enhance the capability of SLMs, aiming to achieve performance comparable to LLMs in disease diagnosis and reliable clinical rationale generation.

Figure 1 shows the details of knowledge augmentation. Specifically, we utilize the PubMed medical knowledge database to retrieve the number of abstracts of documents for each target disease, denoted as K_{abs} . Subsequently, we employ GPT-3.5 Turbo to extract disease-related medical terms from these abstracts, forming a robust knowledge base K :

$$K = \operatorname{argmax}_{P_{LLM}}(K | D, K_{abs}). \quad (1)$$

The number of K_{abs} is selected to be sufficiently large until the extracted disease-related medical terms exhibit minimal variation. This approach aims to help bridge the knowledge gap between SLMs and LLMs.

3.2.2 Clinical Rationale Generation

Building on prior research demonstrating that LLMs can effectively enhance the reasoning capabilities of SLMs for various tasks (Kwon et al.,

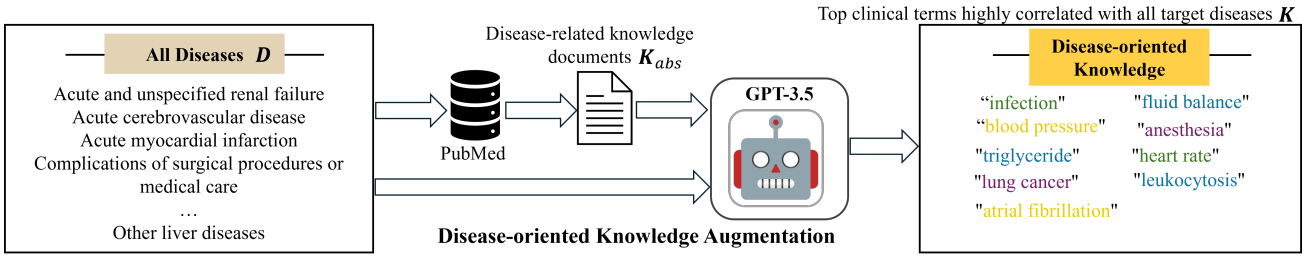


Figure 1: PubMed and LLMs for domain knowledge augmentation. D here denotes all diagnosed disease names. K_{abs} represents the retrieved abstract documents related to each disease, while K signifies the concise disease-related medical terms refined by GPT-3.5 Turbo.

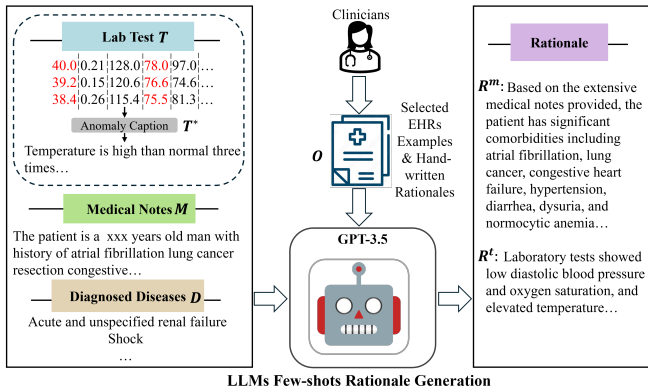


Figure 2: Teacher LLM for clinical rationale generation. M denotes medical notes, T represents the time series lab test results, while T^* indicates time series anomaly captions. D here signifies the diagnosed disease for each EHR. O is the selected instruction examples for few-shots learning. R^m and R^t represent the medical note-based rationale and lab test result-based rationale, respectively.

2024; Ho et al., 2023; Kang et al., 2024), our study aims to extend this utility to multimodal EHRs (medical notes and lab test results) for assisting disease diagnosis. As illustrated in Figure 2, the process begins with the generation of clinical rationales using both lab test results and medical notes.

To achieve this, we first collaborated with a group of qualified clinicians who identified representative EHRs from our dataset and formulated in-context examples of clinical rationales O based on EHRs with corresponding disease diagnoses. To improve the LLMs' ability to easily understand time series lab test data, we implemented anomaly detection techniques (Vinutha et al., 2018) and developed specific prompts for captioning lab test outcomes as T^* (refer to Appendix A).

We employed GPT-3.5 Turbo as our teacher LLM to generate the initial clinical rationales. To en-

hance the multimodal rationale generation, the LLM sequentially generates R^m and R^t . Specifically, R^m is generated via:

$$R^m = \operatorname{argmax}_{LLM}(R^m | M, D, O). \quad (2)$$

Considering the possibility that anomalies caption T^* may not accurately reflect actual changes in a patient's condition and to account for potential missing data, we integrated the hidden lab test information in medical notes to assist the rationale generation process R^t :

$$R^t = \operatorname{argmax}_{LLM}(R^t | M, T^*, D, O, R^m). \quad (3)$$

For more details on the specific prompts used with GPT-3.5 Turbo for rationale generation, please refer to Appendix B.

3.3 Model Structure and Distillation Paradigms

3.3.1 Model Structure

Figure 3a) illustrates the structure of our model ClinRaGen, which includes a time series encoder (TSE), a knowledge-augmented (KA) attention module, and a SLM for processing multimodal EHRs and generating disease diagnoses and clinical rationales. We use PatchTST (Nie et al., 2022) as the time series encoder to encode lab test results. The knowledge-augmented attention module aims to reprogram time series features by external domain knowledge tokens, where time series features are set as queries and external domain knowledge tokens are set to key and value for the multi-heads attention mechanism. In addition, to achieve multimodal rationale generation, we propose a sequential multimodal rationale distillation paradigm, as shown in Figure 3b).

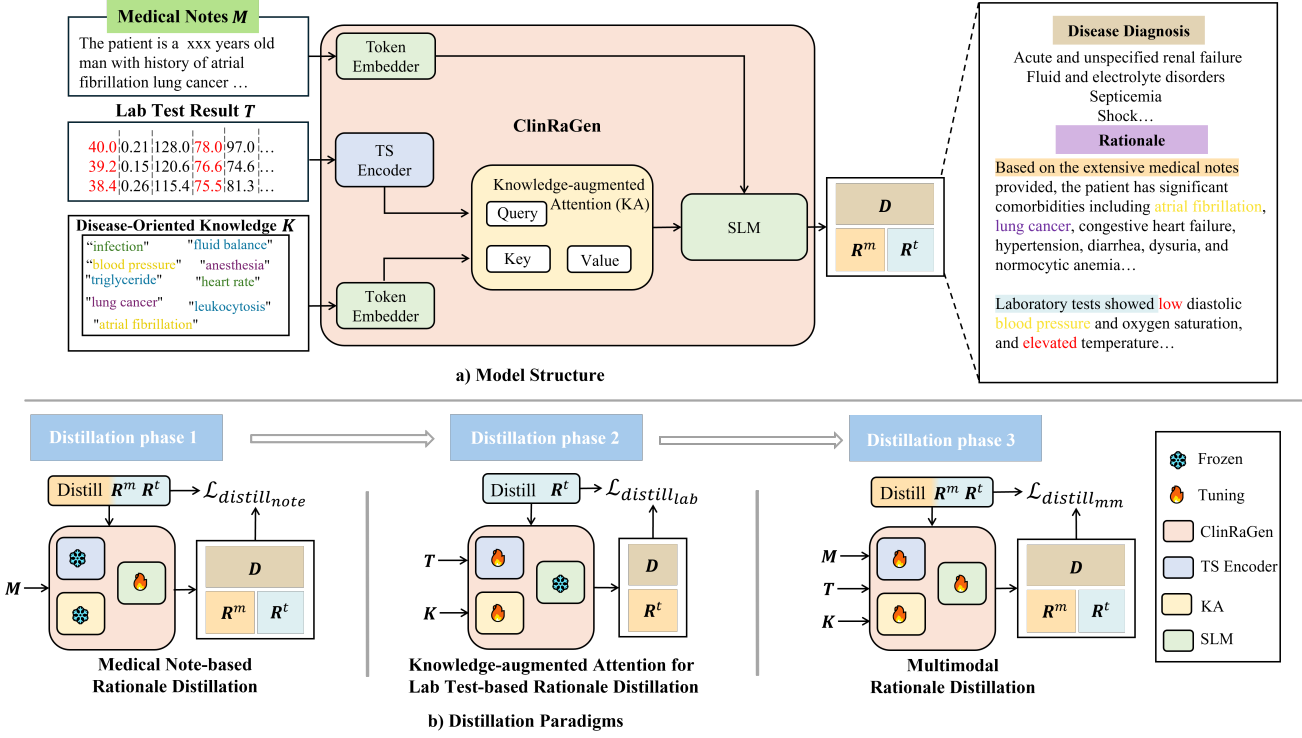


Figure 3: Our model, ClinRaGen as the student model, consists of a time series encoder, a knowledge-augmented attention module, and a generative SLM. It employs three distinct distillation paradigms for training: Medical Note-based Rationale Distillation, Knowledge-augmented Attention for Lab Test-based Rationale Distillation, and Multimodal Rationale Distillation.

3.3.2 Medical Note-based Rationale Distillation

Initially, we train the SLM of ClinRaGen using medical notes as input. This phase involves generating disease diagnoses and distilling knowledge from LLM-generated multimodal clinical rationales. The outputs of the LLM guide the SLM’s learning process and facilitate the transfer of the LLM’s reasoning capabilities to the SLM. We adopt a coarse-grained training approach in this stage. Using medical notes M , medical notes-based rationale R^m and lab test-based rationale R^t from the teacher LLM, we train the SLM through a language model generation loss:

$$\mathcal{L}_{distill_{note}}(\theta) = \mathbb{E}[-\log P_{SLM_\theta}(D, R^m, R^t | M)], \quad (4)$$

where θ represents the trainable parameters of the SLM. This training process enables the SLM to initialize and extract hidden lab test information from medical notes even in the absence of direct lab test results as inputs.

3.3.3 Knowledge-augmented Attention for Lab Test-based Rationale Distillation

Next, to effectively extract time series features from lab test results, we freeze the parameters of the distilled SLM and use it as a decoder for generating disease diagnoses and lab test-based rationales. In this phase, we train a time series encoder and a knowledge-augmented attention module to encode and understand numerical lab test results. This module helps SLMs process time series data and leverage external domain knowledge for accurate clinical rationales and diagnoses.

Therefore, we employ the PatchTST to encode the lab test results T and then use a multi-head cross-attention layer to reprogram the encoded time series features into language tokens represented by the corpus of external domain knowledge K . The pre-trained SLM, now serving as the decoder, generates lab test-based rationales:

$$\mathcal{L}_{distill_{lab}}(\phi) = \mathbb{E}[-\log P_{SLM_\theta}(D, R^t | f_\phi(T, K))], \quad (5)$$

where f_ϕ refers to the encoding function composed of PatchTST and knowledge-augmented attention parameterised by ϕ .

3.3.4 Multimodal Rationale Distillation

Finally, to develop the multimodal clinical rationale generation capability of ClinRaGen, we integrate textual medical notes with time series lab test results as inputs to the model. This phase involves tuning all components of ClinRaGen to generate multimodal rationales \mathbf{R}^m and \mathbf{R}^t that support disease diagnosis \mathbf{D} :

$$\mathcal{L}_{\text{distill}_{mm}}(\theta, \phi) = \mathbb{E}[-\log P_{SLM_{\theta}}(\mathbf{D}, \mathbf{R}^m, \mathbf{R}^t \mid \mathbf{M}, f_{\phi}(\mathbf{T}, \mathbf{K}))]. \quad (6)$$

These comprehensive training paradigms ensure that our ClinRaGen can effectively integrate and understand multiple data modalities, providing accurate clinical diagnoses and modality-consistent rationales.

4 Experiments

In this section, we evaluate ClinRaGen on two public EHR datasets, comparing it with several state-of-the-art baseline models to assess the impact of multimodal rationale generation on supporting disease diagnosis. We also compare the quality of our model’s rationales with those generated by several advanced LLMs.

4.1 Dataset

We evaluate our model on two public EHR datasets: MIMIC-III (Johnson et al., 2016) and MIMIC-IV (Johnson et al., 2023). The MIMIC-III dataset, collected from 2001 to 2012, includes 28,456 EHRs with comprehensive medical discharge summaries and lab test results. Similarly, the MIMIC-IV dataset was collected from 2008 to 2019 for 28,900 EHRs. Both datasets employ mimic3-benchmark tools (?) to process time series lab test results. Additionally, we manually refined medical notes (brief hospital course) by removing extraneous elements like numbers and stop words. Our study targets 25 disease phenotypes for both MIMIC-III and MIMIC-IV datasets and a 4:1 training-to-testing split strategy, as defined in the mimic3-benchmark tools. To use LLMs with MIMIC datasets, we follow the “opting out of the review process” agreement and utilize LLMs from Azure services.

4.2 Baseline Methods

To evaluate the effectiveness of ClinRaGen, we compared our model with several state-of-the-art baselines for disease diagnosis generation: Flan-T5-small (Chung et al., 2024), PROMPTEHR

(Wang and Sun, 2022), Clinical CoT (Kwon et al., 2024), LLaMA-7B (Touvron et al., 2023), FROZEN (Tsimpoukelli et al., 2021), and EHR-KnowGen (Niu et al., 2024a). Model construction details of baseline descriptions are detailed in Appendix C, and model implementation is detailed in Appendix D. For a fair comparison, all baselines and our model, except LLaMA, utilize Flan-T5-small as the backbone.

4.3 Disease Diagnosis Performance

We evaluate disease diagnosis performance using the metrics of micro and macro *precision*, *recall*, and *F1 scores*. Table 1 presents the performance of our ClinRaGen model in disease diagnosis on the MIMIC-III and MIMIC-IV datasets with the following key observations. In textual modality, LLMs such as LLaMA-7B outperform SLMs like Flan-T5-small and PROMPTEHR, suggesting that a larger number of model parameters significantly enhances predictive power in disease diagnosis. Multimodal models, such as FROZEN and EHR-KnowGen, demonstrate superior prediction performance compared to single-modality models, indicating that lab test results contribute positively to disease diagnosis accuracy. Among all baselines, Clinical CoT exhibits the best performance, highlighting the effectiveness of rationale distillation in aiding SLMs in generating accurate disease diagnosis.

Our model ClinRaGen achieves the highest evaluation performance in both micro and macro F1 scores on the MIMIC-III and MIMIC-IV datasets. Notably, ClinRaGen, despite being a SLM, outperforms LLaMA-7B by leveraging efficient multimodal understanding ability and knowledge-augmented rationale generation. This demonstrates the potential of knowledge augmentation in assisting SLMs for multimodal EHR understanding, enabling SLMs to match or even surpass the performance of LLMs in specific clinical tasks.

4.4 Ablation Study

In this section, we perform ablation studies to assess the contribution of each component within our ClinRaGen model. ClinRaGen-I omits lab test results and knowledge input. ClinRaGen-II substitutes knowledge-based token corpus with default word embeddings. ClinRaGen-III maintains the structural integrity of the original model but excludes rationale distillation.

Table 1: The performance of comparative methods in the disease diagnosis tasks on MIMIC-III and MIMIC-IV datasets.

Models	Modality		Micro			Macro		
	Lab	Note	Precision	Recall	F1	Precision	Recall	F1
MIMIC-III								
Flan-T5-small 60M (Chung et al., 2024)		✓	0.5845	0.6654	0.6223	0.5687	0.6272	0.5906
PROMPTEHR 75.2M (Wang and Sun, 2022)		✓	0.5906	0.6621	0.6243	0.5795	0.6217	0.5909
LLaMA 7B (Touvron et al., 2023)		✓	0.6225	0.6485	0.6352	0.6178	0.6114	0.6080
FROZEN 265M (Tsimpoukelli et al., 2021)	✓	✓	0.6054	0.6495	0.6267	0.5921	0.6110	0.5944
EHR-KnowGen 77M (Niu et al., 2024a)	✓	✓	0.6003	0.6548	0.6264	0.5854	0.6152	0.5945
Clinical CoT 60M (Kwon et al., 2024)		✓	0.6223	0.6421	0.6324	0.6057	0.6013	0.5968
ClinRaGen 87M	✓	✓	0.6107	0.6752	0.6413	0.5998	0.6328	0.6117
MIMIC-IV								
Flan-T5-small 60M (Chung et al., 2024)		✓	0.6658	0.6961	0.6806	0.6441	0.6632	0.6507
PROMPTEHR 75.2M (Wang and Sun, 2022)		✓	0.6592	0.7052	0.6814	0.6417	0.6686	0.6506
LLaMA 7B (Touvron et al., 2023)		✓	0.6872	0.6987	0.6923	0.6786	0.6676	0.6649
FROZEN 265M (Tsimpoukelli et al., 2021)	✓	✓	0.6640	0.7038	0.6833	0.6493	0.6655	0.6528
EHR-KnowGen 77M (Niu et al., 2024a)	✓	✓	0.6639	0.7025	0.6827	0.6462	0.6641	0.6515
Clinical CoT 60M (Kwon et al., 2024)		✓	0.6745	0.7092	0.6914	0.6627	0.6728	0.6638
ClinRaGen 87M	✓	✓	0.7011	0.6971	0.6991	0.6874	0.6607	0.6697

Table 2: Ablation studies on disease diagnosis.

Models	MIMIC-III		MIMIC-IV	
	Micro F1	Macro F1	Micro F1	Macro F1
ClinRaGen-I	0.6348	0.6032	0.6931	0.6650
ClinRaGen-II	0.6360	0.6051	0.6943	0.6652
ClinRaGen-III	0.6274	0.5933	0.6844	0.6556
ClinRaGen	0.6413	0.6117	0.6991	0.6697

Table 2 displays the results of our ablation experiments across MIMIC-III and MIMIC-IV. Notably, ClinRaGen-III demonstrates the lowest performance, underscoring the critical role of rationale distillation in disease diagnosis tasks. The reduced F1 scores in ClinRaGen-I highlight the importance of integrating multimodal information. The results of ClinRaGen-II further prove the knowledge enhancements to bolster clinical rationale generation, thus improving disease diagnostic accuracy.

4.5 Rationale Evaluation

To evaluate the quality of the multimodal clinical rationales generated by our model, we, along with a group of professional clinicians, designed several rationale evaluation metrics, referencing (Lin et al., 2024; Kwon et al., 2024). Specifically, we defined the following metrics: 1). *Correctness*: how medically accurate the rationale supports the diagnosis results. 2). *Readability*: the extent to which a clinical rationale adheres to proper grammar and structural rules. 3). *Soundness*: the logical coherence and insight provided by the clinical rationale. 4). *Consistency*: the degree of alignment between the clinical rationale derived from medical

notes and lab test results. 5). *Persuasiveness*: the effectiveness of the clinical rationale in convincing the reader of its validity. The evaluation scores range from 1 (strong disagree) to 5 (strong agree) as defined on the Likert scale.

To enhance the reliability of our clinical rationale evaluation, we employ both LLMs and human assessment. For the evaluation by LLMs, we select open-source models: Mistral-7B (Jiang et al., 2023), LLaMA2-7B (Touvron et al., 2023), and LLaMA3-8B (Meta, 2024), using five-shots learning as a comparative approach. We use the rationale generated by using GPT-3.5 Turbo as the ground-truth diagnosis (denoted as “GT”). Additionally, we use time series anomaly captions as input (same as the approach used in Section 3.2) for all comparative LLMs to generate multimodal rationales, while our model continues to use the numeric time series lab test results as input.

4.5.1 LLMs Evaluation

Currently, there is no gold standard for systematically evaluating clinical rationales based on specific patients’ hospital records and diagnostic results, as diagnoses rely on the clinician’s knowledge and experience and are not formatted in MIMIC datasets. GPT-4 (Achiam et al., 2023) is recognized as the most powerful LLM globally, achieving expert-level performance in specific domains with appropriate domain-specific instructions (Nori et al., 2023). In text generation research, GPT-4 has also been acknowledged as an effective evaluator (Lin et al., 2024; Chiang and Lee, 2023). To effectively

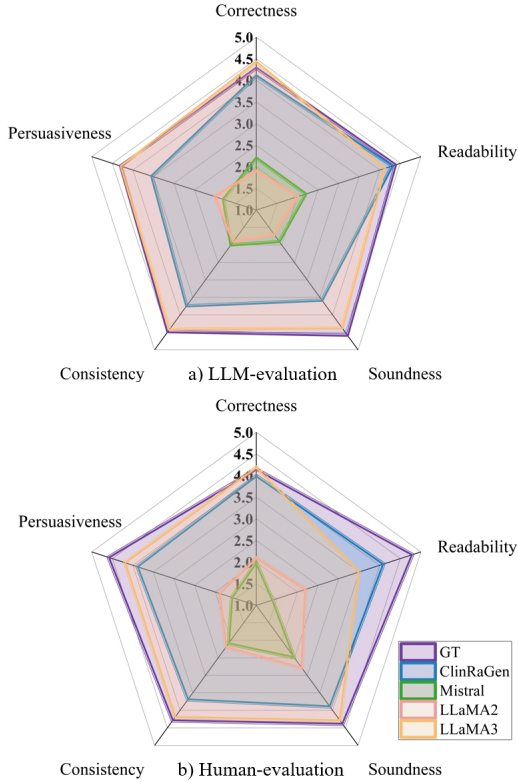


Figure 4: Evaluation results of clinical rationales from LLMs and human assessment.

to assess rationale generation performance, we randomly selected 1000 patient EHRs from MIMIC-III and MIMIC-IV datasets, with the generated rationales by our model and comparative models for evaluation. GPT-4 is set to the evaluator, who is required to assess the criteria defined.

4.5.2 Human Evaluation

For human evaluation, we select 100 randomly selected clinical rationales of disease diagnosis from two MIMIC datasets. Fifteen professionally qualified clinicians were invited to assess the rationale generated by Mistral, LLaMA2, LLaMA3, and our model ClinRaGen.

4.5.3 Evaluation Results

Figures 4(a) and 4(b) present the evaluation of five criteria by GPT-4 and humans, with closely aligned results. Notably, LLaMA3 outperforms other models, closely approximating the GT, which is attributed to its larger parameter size, extensive pre-training, and longer tokenizer. Conversely, LLaMA2 and Mistral show comparable but inferior performance, primarily due to their significant issue with generating coherent clinical rationales for disease diagnosis, often producing garbled or irrel-

evant responses. Our model ranks second among the compared models, behind LLaMA3, which is the strongest open-source LLM currently available. It achieves similar readability and correctness as LLaMA3 and surpasses LLaMA2 and Mistral in these aspects. For consistency scores, all baseline models simplify input more easily understandable lab test anomaly captions, whereas our model processes numerical time series lab test data, requiring a knowledge-augmented attention transformation for SLMs’ comprehension. Despite this, our model still achieves the second-best performance. In terms of soundness and persuasiveness, despite being based on the Flan-T5-small, this limitation in parameters and token length results in some discrepancies compared to other baselines. However, its effect is superior to that of LLaMA2 and Mistral. Furthermore, Appendix E provides additional rationale evaluation results by using BLEU (Papineni et al., 2002) and BERTScore (Zhang et al., 2019) to evaluate the quality of rationale generation further.

4.6 Case Study on Reasoning Analysis

To validate the qualitative performance of our model on generating clinical rationales, we compare the rationale generation performance of our model ClinRaGen with GPT-3.5 Turbo.

4.6.1 Effective Multimodal Rationale Generation

As illustrated in Figure 5, our model ClinRaGen can produce both medical note-based rationales (e.g., “Based on the medical notes...”) and lab test-based rationales (e.g., “Lab test shows...”), akin to the outputs of GPT-3.5 Turbo. For medical note-based rationale generation, ClinRaGen effectively extracts key medical terms essential for disease diagnosis (highlighted in green). Additionally, for lab test-based rationales, our model accurately identifies abnormal lab test features (highlighted in blue), demonstrating its capability to understand numerical time series lab test data effectively. These results indicate that ClinRaGen competently produces clinically relevant multimodal rationales to support disease diagnosis.

4.6.2 Better Generalization

To assess the correctness of rationales generated by ClinRaGen compared to GPT-3.5 Turbo, we examine the relevance of key medical terms within the rationale to the diagnosed diseases. For instance, in the first example, our model identifies

<p>Example 1 Disease Diagnosed: Acute cerebrovascular disease, Complications of surgical procedures or medical care, Disorders of lipid metabolism ChatGPT Rationale: Based on the medical notes, the patient... The presence of basal ganglia hemorrhage raises suspicion for acute cerebrovascular disease... Lab test shows repeated elevated diastolic and mean blood pressures indicating acute cerebrovascular disease post craniotomy... ClinRaGen Rationale: Based on the medical notes provided, the patient... The patient exhibited signs of acute cerebrovascular disease, including weakness, lethargy, and basal ganglia hemorrhage. Management included heparin drip, antiplatelet therapy, and blood pressure control... Lab test shows transiently elevated diastolic blood pressure and mean blood pressure post craniotomy for aneurysm clipping...</p> <p>Example 2 Disease Diagnosed: Chronic obstructive pulmonary disease and bronchiectasis, Coronary atherosclerosis and other heart disease, Disorders of lipid metabolism, Essential hypertension, Cardiac dysrhythmias ChatGPT Rationale: Based on the medical notes provided, the patient ... hypertension, or cardiac dysrhythmias in the provided medical notes. Therefore, the rationale for diagnosis is "no disease was diagnosed" due to the focus on the acute neurosurgical intervention and recovery... Lab test shows episodes of significantly elevated fraction inspired oxygen, supportive of hypoxemia following... ClinRaGen Rationale: Based on the medical notes provided, the patient Therefore, the comprehensive rationale for the diagnosed diseases includes acute cerebrovascular disease, disorders of lipid metabolism, and essential hypertension... Lab test shows transiently elevated fraction inspired oxygen and increased mean blood pressure, consistent...</p>
--

Figure 5: Case studies on disease diagnosis and clinical rationale generation compared with GPT-3.5 Turbo.

terms such as “*weakness*”, “*lethargy*”, and “*basal ganglia hemorrhage*” as the support for the disease “*acute cerebrovascular*”, while GPT-3.5 Turbo captures only “*basal ganglia hemorrhage*”. However, “*weakness*” and “*lethargy*” are also recognized symptoms of “*acute cerebrovascular*” (Unnithan et al., 2023). Moreover, in a challenging diagnosis scenario (Example 2), while GPT-3.5 Turbo indicates “*no disease was diagnosed*”, our model successfully identifies multiple conditions, including “*disorders of lipid metabolism*” and “*essential hypertension*”. These results underscore our model’s effectiveness in disease diagnosis and clinical rationale generation, demonstrating its capability to match or even exceed the performance of LLMs in certain instances.

5 Conclusion and Future Works

In this paper, we introduce ClinRaGen, a multimodal EHR understanding and disease diagnosis model designed to simultaneously provide knowledge-augmented multimodal rationales. Our model includes three crucial components: a time series encoder, a knowledge-augmented attention module, and a small language model. To enable multimodal rationale generation, we first use a

teacher LLM for knowledge augmentation and multimodal rationale creation. Subsequently, we propose a sequential distillation paradigm for step-by-step model training. Comprehensive experiments on the MIMIC-III and MIMIC-IV datasets, supported by both quantitative and qualitative evaluations, demonstrate that ClinRaGen effectively enables SLMs to interpret multimodal EHRs and generate accurate disease diagnoses and clinical rationales. This advancement enhances the application of LLMs in healthcare and reduces the performance gap between LLMs and SLMs. Future work will focus on extending our methodology to a wider range of SLMs, datasets, and downstream tasks.

References

- Josh Achiam, Steven Adler, Sandhini Agarwal, Lama Ahmad, Ilge Akkaya, Florencia Leoni Aleman, Diogo Almeida, Janko Altenschmidt, Sam Altman, Shyamal Anadkat, et al. 2023. Gpt-4 technical report. *arXiv preprint arXiv:2303.08774*.
- Tom Brown, Benjamin Mann, Nick Ryder, Melanie Subbiah, Jared D Kaplan, Prafulla Dhariwal, Arvind Neelakantan, Pranav Shyam, Girish Sastry, Amanda Askell, et al. 2020. Language models are few-shot learners. *Advances in neural information processing systems*, 33:1877–1901.
- Zeming Chen, Alejandro Hernández Cano, Angelika Romanou, Antoine Bonnet, Kyle Matoba, Francesco Salvi, Matteo Pagliardini, Simin Fan, Andreas Köpf, Amirkeivan Mohtashami, et al. 2023. Meditron-70b: Scaling medical pretraining for large language models. *arXiv preprint arXiv:2311.16079*.
- Cheng-Han Chiang and Hung-Yi Lee. 2023. Can large language models be an alternative to human evaluations? In *Proceedings of the 61st Annual Meeting of the Association for Computational Linguistics (Volume 1: Long Papers)*, pages 15607–15631.
- Hyung Won Chung, Le Hou, Shayne Longpre, Barret Zoph, Yi Tay, William Fedus, Yunxuan Li, Xuezhi Wang, Mostafa Dehghani, Siddhartha Brahma, et al. 2024. Scaling instruction-finetuned language models. *Journal of Machine Learning Research*, 25(70):1–53.
- Namgyu Ho, Laura Schmid, and Se-Young Yun. 2023. Large language models are reasoning teachers. In *Proceedings of the 61st Annual Meeting of the Association for Computational Linguistics (Volume 1: Long Papers)*, pages 14852–14882.
- Cheng-Yu Hsieh, Chun-Liang Li, CHIH-KUAN YEH, Hootan Nakhost, Yasuhisa Fujii, Alex Jason Ratner, Ranjay Krishna, Chen-Yu Lee, and Tomas Pfister. 2023. Distilling step-by-step! outperforming larger language models with less training data and smaller model sizes.

In *The 61st Annual Meeting Of The Association For Computational Linguistics*.

Albert Q Jiang, Alexandre Sablayrolles, Arthur Mensch, Chris Bamford, Devendra Singh Chaplot, Diego de las Casas, Florian Bressand, Gianna Lengyel, Guillaume Lample, Lucile Saulnier, et al. 2023. Mistral 7b. *arXiv preprint arXiv:2310.06825*.

Alistair EW Johnson, Lucas Bulgarelli, Lu Shen, Alvin Gayles, Ayad Shammout, Steven Horng, Tom J Pollard, Sicheng Hao, Benjamin Moody, Brian Gow, et al. 2023. MIMIC-IV, a freely accessible electronic health record dataset. *Scientific data*, 10(1):1.

Alistair EW Johnson, Tom J Pollard, Lu Shen, H Lehman Li-Wei, Mengling Feng, Mohammad Ghassemi, Benjamin Moody, Peter Szolovits, Leo Anthony Celi, and Roger G Mark. 2016. MIMIC-III, a freely accessible critical care database. *Scientific data*, 3(1):1–9.

Minki Kang, Seanie Lee, Jinheon Baek, Kenji Kawaguchi, and Sung Ju Hwang. 2024. Knowledge-augmented reasoning distillation for small language models in knowledge-intensive tasks. *Advances in Neural Information Processing Systems*, 36.

Taeyoon Kwon, Kai Tzu-iunn Ong, Dongjin Kang, Seungjun Moon, Jeong Ryong Lee, Dosik Hwang, Beomseok Sohn, Yongsik Sim, Dongha Lee, and Jinyoung Yeo. 2024. Large language models are clinical reasoners: Reasoning-aware diagnosis framework with prompt-generated rationales. In *Proceedings of the AAAI Conference on Artificial Intelligence*, volume 38, pages 18417–18425.

Siddhartha Laghuvarapu, Zhen Lin, and Jimeng Sun. 2024. Codrug: Conformal drug property prediction with density estimation under covariate shift. *Advances in Neural Information Processing Systems*, 36.

Xiang Lisa Li and Percy Liang. 2021. Prefix-tuning: Optimizing continuous prompts for generation. In *Proceedings of the 59th Annual Meeting of the Association for Computational Linguistics and the 11th International Joint Conference on Natural Language Processing (Volume 1: Long Papers)*, pages 4582–4597.

Hongzhan Lin, Ziyang Luo, Wei Gao, Jing Ma, Bo Wang, and Ruichao Yang. 2024. Towards explainable harmful meme detection through multimodal debate between large language models. In *Proceedings of the ACM on Web Conference 2024*, pages 2359–2370.

AI Meta. 2024. Introducing meta llama 3: The most capable openly available llm to date. *Meta AI*.

Yuqi Nie, Nam H Nguyen, Phanwadee Sinthong, and Jayant Kalagnanam. 2022. A time series is worth 64 words: Long-term forecasting with transformers. In *The Eleventh International Conference on Learning Representations*.

Shuai Niu, Jing Ma, Liang Bai, Zhihua Wang, Li Guo, and Xian Yang. 2024a. Ehr-knowgen: Knowledge-enhanced multimodal learning for disease diagnosis generation. *Information Fusion*, 102:102069.

Shuai Niu, Yin Qin, Yunya Song, Yike Guo, and Xian Yang. 2021. Label dependent attention model for disease risk prediction using multimodal electronic health records. In *Proceedings of the IEEE conference on data mining*, pages 455–464.

Shuai Niu, Qing Yin, Jing Ma, Yunya Song, Yida Xu, Liang Bai, Wei Pan, and Xian Yang. 2024b. Enhancing healthcare decision support through explainable ai models for risk prediction. *Decision Support Systems*, 181:114228.

Harsha Nori, Yin Tat Lee, Sheng Zhang, Dean Carignan, Richard Edgar, Nicolo Fusi, Nicholas King, Jonathan Larson, Yuanzhi Li, Weishung Liu, et al. 2023. Can generalist foundation models outcompete special-purpose tuning? case study in medicine. *arXiv preprint arXiv:2311.16452*.

Kishore Papineni, Salim Roukos, Todd Ward, and Wei-Jing Zhu. 2002. Bleu: a method for automatic evaluation of machine translation. In *Proceedings of the 40th annual meeting of the Association for Computational Linguistics*, pages 311–318.

Colin Raffel, Noam Shazeer, Adam Roberts, Katherine Lee, Sharan Narang, Michael Matena, Yanqi Zhou, Wei Li, and Peter J Liu. 2020. Exploring the limits of transfer learning with a unified text-to-text transformer. *The Journal of Machine Learning Research*, 21(1):5485–5551.

Karan Singhal, Shekoofeh Azizi, Tao Tu, S Sara Mahdavi, Jason Wei, Hyung Won Chung, Nathan Scales, Ajay Tanwani, Heather Cole-Lewis, Stephen Pfohl, et al. 2023. Large language models encode clinical knowledge. *Nature*, 620(7972):172–180.

Hugo Touvron, Thibaut Lavril, Gautier Izacard, Xavier Martinet, Marie-Anne Lachaux, Timothée Lacroix, Baptiste Rozière, Naman Goyal, Eric Hambro, Faisal Azhar, et al. 2023. Llama: Open and efficient foundation language models. *arXiv preprint arXiv:2302.13971*.

Maria Tsimpoukelli, Jacob L Menick, Serkan Cabi, SM Eslami, Oriol Vinyals, and Felix Hill. 2021. Multimodal few-shot learning with frozen language models. *Advances in Neural Information Processing Systems*, 34:200–212.

A K A Unnithan, J M Das, and P Mehta. 2023. Hemorrhagic stroke. In *StatPearls*. StatPearls Publishing.

HP Vinutha, B Poornima, and BM Sagar. 2018. Detection of outliers using interquartile range technique from intrusion dataset. In *Information and Decision Sciences: Proceedings of the 6th International Conference on FICTA*, pages 511–518. Springer.

Zifeng Wang and Jimeng Sun. 2022. Promptehr: Conditional electronic healthcare records generation with prompt learning. In *Proceedings of the 2021 Conference on Empirical Methods in Natural Language Processing*, pages 2873 – 2885. Association for Computational Linguistics.

Jason Wei, Maarten Bosma, Vincent Zhao, Kelvin Guu, Adams Wei Yu, Brian Lester, Nan Du, Andrew M Dai,

and Quoc V Le. 2021. Finetuned language models are zero-shot learners. In *International Conference on Learning Representations*.

Jason Wei, Xuezhi Wang, Dale Schuurmans, Maarten Bosma, Fei Xia, Ed Chi, Quoc V Le, Denny Zhou, et al. 2022. Chain-of-thought prompting elicits reasoning in large language models. *Advances in Neural Information Processing Systems*, 35:24824–24837.

Yanbo Xu, Siddharth Biswal, Shriprasad R Deshpande, Kevin O Maher, and Jimeng Sun. 2018. Raim: Recurrent attentive and intensive model of multimodal patient monitoring data. In *Proceedings of the 24th ACM SIGKDD international conference on Knowledge Discovery & Data Mining*, pages 2565–2573.

Xi Yang, Aokun Chen, Nima PourNejatian, Hoo Chang Shin, Kaleb E Smith, Christopher Parisien, Colin Compas, Cheryl Martin, Mona G Flores, Ying Zhang, et al. 2022. Gatortron: a large clinical language model to unlock patient information from unstructured electronic health records. *arXiv preprint arXiv:2203.03540*.

Susan Zhang, Stephen Roller, Naman Goyal, Mikel Artetxe, Moya Chen, Shuohui Chen, Christopher Dewan, Mona Diab, Xian Li, Xi Victoria Lin, et al. 2022. Opt: Open pre-trained transformer language models. *arXiv preprint arXiv:2205.01068*.

Tianyi Zhang, Varsha Kishore, Felix Wu, Kilian Q Weinberger, and Yoav Artzi. 2019. Bertscore: Evaluating text generation with bert. In *International Conference on Learning Representations*.

Xinlu Zhang, Chenxin Tian, Xianjun Yang, Lichang Chen, Zekun Li, and Linda Ruth Petzold. 2023. Alpacare: Instruction-tuned large language models for medical application. *arXiv preprint arXiv:2310.14558*.