

Feature Interaction Fusion Self-Distillation Network For CTR Prediction

LEI SANG, Anhui University, China

QIUZE RU, Anhui University, China

HONGHAO LI, Anhui University, China

YIWEN ZHANG*, Anhui University, China

QIAN CAO, Chaohu University, China

XINDONG WU, Hefei University of Technology, China

Click-Through Rate (CTR) prediction plays a vital role in recommender systems, online advertising, and search engines. Most of the current approaches model feature interactions through stacked or parallel structures, with some employing knowledge distillation for model compression. However, we observe some limitations with these approaches: (1) In parallel structure models, the explicit and implicit components are executed independently and simultaneously, which leads to insufficient information sharing within the feature set. (2) The introduction of knowledge distillation technology brings about the problems of complex teacher-student framework design and low knowledge transfer efficiency. (3) The dataset and the process of constructing high-order feature interactions contain significant noise, which limits the model's effectiveness. To address these limitations, we propose FSDNet, a CTR prediction framework incorporating a plug-and-play fusion self-distillation module. Specifically, FSDNet forms connections between explicit and implicit feature interactions at each layer, enhancing the sharing of information between different features. The deepest fusion layer is then used as the teacher model, utilizing self-distillation to guide the training of shallow layers. Empirical evaluation across four benchmark datasets validates the framework's efficacy and generalization capabilities. The code is available on <https://anonymous.4open.science/r/FSDNet>.

CCS Concepts: • **Information systems** → **Information retrieval**; **Recommender systems**; • **Networks**;

Additional Key Words and Phrases: Recommender Systems, CTR Prediction, Feature Interaction, Self-distillation

ACM Reference Format:

Lei Sang, Qiuze Ru, Honghao Li, Yiwen Zhang, Qian Cao, and Xindong Wu. XXXX. Feature Interaction Fusion Self-Distillation Network For CTR Prediction. *J. ACM* XX, X, Article XXX (August XXXX), 22 pages. <https://doi.org/XXXXXXX.XXXXXXX>

1 Introduction

Click-Through Rate (CTR) prediction constitutes a fundamental component in recommender systems, online advertising, and search engines [9, 50, 52]. The primary objective of CTR prediction is to predict the probability of user interaction with presented items by analyzing user profiles, item

*Corresponding author

Authors' Contact Information: Lei Sang, Anhui University, Hefei, Anhui Province, China, sanglei@ahu.edu.cn; Qiuze Ru, Anhui University, Hefei, Anhui Province, China, ruqiuze@stu.ahu.edu.cn; Honghao Li, Anhui University, Hefei, Anhui Province, China, salmon1802li@gmail.com; Yiwen Zhang, Anhui University, Hefei, Anhui Province, China, zhangyiwen@ahu.edu.cn; Qian Cao, Chaohu University, Hefei, Anhui Province, China, caoqian@chu.edu.cn; Xindong Wu, Hefei University of Technology, Hefei, Anhui Province, China, xwu@hfut.edu.cn.

Permission to make digital or hard copies of all or part of this work for personal or classroom use is granted without fee provided that copies are not made or distributed for profit or commercial advantage and that copies bear this notice and the full citation on the first page. Copyrights for components of this work owned by others than the author(s) must be honored. Abstracting with credit is permitted. To copy otherwise, to republish, to post on servers or to redistribute to lists, requires prior specific permission and/or a fee. Request permissions from permissions@acm.org.

© XXXX Copyright held by the owner/author(s). Publication rights licensed to ACM.

ACM 1557-735X/XXXX/8-ARTXXX

<https://doi.org/XXXXXXX.XXXXXXX>

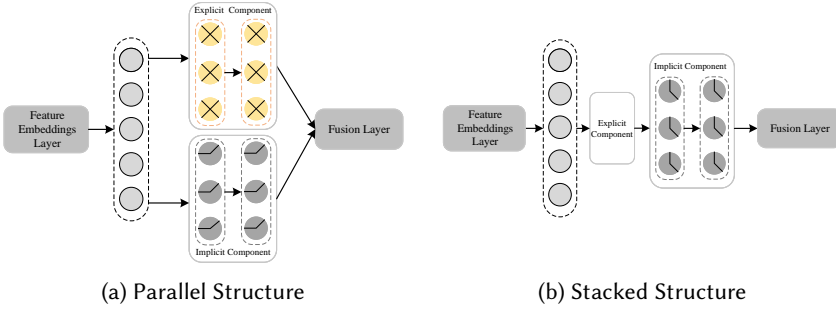


Fig. 1. The architecture comparison among parallel and stacked structures.

attributes, and context. The significance of accurate CTR prediction is twofold: it enhances user experience through personalized recommendation alignment while optimizing resource allocation in product rankings and advertisement placements [3, 40]. Central to achieving high prediction accuracy is the effective modeling of feature interactions [52]. Early approaches heavily relied on expert knowledge and models based on Logistic Regression (LR) [31], Factorization Machines (FM) [2, 19, 29], which were limited to modeling low-order or fixed-order feature interactions. The advent of Deep Neural Networks (DNNs) has revolutionized the field by enabling implicit modeling of complex feature interactions [7, 39], thereby reducing dependence on manual feature engineering. However, despite their theoretical status as universal function approximators [17], DNNs exhibit limitations in accurately modeling certain fundamental operations, such as inner products [30].

Recent research has shifted focus toward integrating explicit interactions modeled by controlled interaction orders [27, 34] to address the limitations of implicit interactions. CTR models are primarily categorized into parallel [3, 12, 24, 39, 40] and stacked structures [22, 28, 42, 47], distinguished by their integration approach. As illustrated in Figure 1, parallel structure models process explicit and implicit components independently before fusion, while stacked structure models cascade components sequentially. Since the DNN part in the parallel structure can be seen as a complementary component, the parallel structure tend to have more stable training compared to the stacked structure [3, 49]. The pursuit of accuracy has led to sophisticated ensemble structure models incorporating Self-Attention [4, 34], Mask Mechanisms [42], and Contrastive Learning [38]. However, these advancements introduce a large number of parameters and complex structures, which significantly restricts their application on resource-constrained devices and in real-time tasks. To address these limitations, knowledge distillation techniques [8, 16, 35] enable efficient model compression by transferring knowledge from complex teacher models to compact student architectures. Notable implementations include a multi-teacher ensemble framework with "teacher gating" [51], KD-DAGFM's [35] directed acyclic graph approach for feature interaction distillation, and BKD's [8] graph neural network-based methodology for interaction transfer. Despite the success, the aforementioned CTR models still face certain limitations:

Lack of information sharing between different components. In parallel structure models, each component processes input data independently [5, 12, 40], such as DCNv2 [40] independently performs cross network and deep network learning. Since there is no information sharing between hidden layers of different components, they independently learn latent representations and typically only fuse the results at the final layer. This delayed integration paradigm, where components establish isolated representational spaces, inherently constrains the depth and richness of feature information exchange. Moreover, this architectural isolation may induce gradient bias during backpropagation [18], potentially impeding convergence toward global optima.

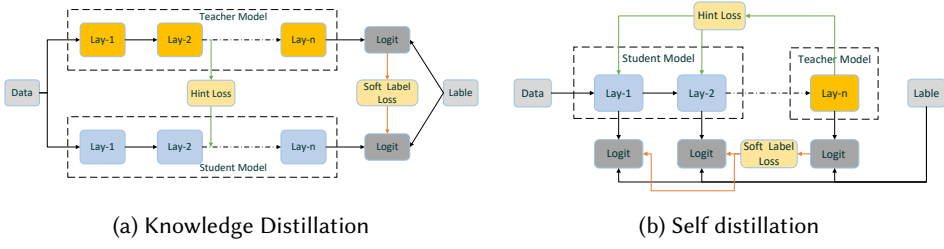


Fig. 2. The structural comparison of knowledge distillation and self-distillation.

Complex design and low transfer efficiency in knowledge distillation. As depicted in Figure 2 (a), traditional knowledge distillation[16] employs a smaller model (the student model) to imitate the output distributions of a more sophisticated model (the teacher model). However, studies[11, 26] indicate that a model achieving excellent results is not always an effective teacher model. When multiple teacher models are needed for joint supervision[51], the teacher-student framework necessitates intricate design considerations and computational overhead. Furthermore, the compression process of knowledge distillation inherently introduces information degradation [11], potentially resulting in suboptimal student model performance that may fall short of both the teacher model's accuracy and that of directly trained counterparts.

Excessive noise in feature interactions. Users may click on certain items not out of genuine interest, but due to misoperation or other reasons [20, 41]. These anomalous patterns propagate through the model, leading to the acquisition of spurious feature relationships. Furthermore, the number of feature interactions exhibits linear growth with increasing layer depth. Empirical analyses through hyperparametric studies [24, 28, 37] demonstrate performance degradation beyond certain interaction orders, particularly exceeding third order. This phenomenon suggests the emergence of ineffective interactions, potentially amplifying the noise propagation throughout the learning process.

In this paper, we propose a fusion self-distillation module to address the prevalent limitations discussed above. This is a lightweight, plug-and-play module that consists of two parts: feature interaction fusion and self-distillation. It can be broadly applicable to various parallel structured models. In addition, we propose a new CTR parallel structure framework based on DCNv2, called the Feature Interaction Fusion Self-Distillation Network (FSDNet). First, we establish connections between each layer outputs of the cross network and the deep network to resolve the problem of insufficient information sharing in the parallel structure. Then, we introduce self-distillation, which is grounded in knowledge distillation [11]. As shown in Figure 2 (b), self-distillation does not use an additional teacher model. Instead, the deepest network is used as the teacher model. Specifically, we generate predictions by passing the fused feature information from each layer through a linear activation layer. The deepest fusion layer is regarded as the teacher model, with soft label loss and hint loss used to guide each of the previous shallower layer (i.e., the student models). This process helps stabilize the parallel structure and improve performance. In addition, the smoother soft labels contribute to the model's generalization ability and robustness to noise.

In summary, the key contributions of this paper are as follows:

- We analyze three limitations of current parallel structure models: insufficient information sharing, low transfer efficiency in knowledge distillation, and excessive noise in feature interactions. To address these limitations, we propose a novel CTR framework, FSDNet.
- We introduce a plug-and-play fusion self-distillation module composed of two parts: information fusion and self-distillation. The former establishes connections between explicit

and implicit feature interactions, while the latter improves the framework's accuracy and robustness via self-hinting.

- We conduct extensive experiments across four datasets, demonstrating the effectiveness and robustness of the proposed FSDNet framework. Additionally, we validate the compatibility of the fusion self-distillation module across various parallel structure CTR models.

2 Preliminaries

2.1 CTR Prediction Task

The click-through rate prediction task aims to predict the likelihood that a user will click on a piece of content, such as an advertisement or recommendation. CTR prediction is typically formulated as a binary classification problem [28, 42]. Given a record containing a user \mathbf{u} and an item \mathbf{i} (including user profiles, item attributes, and context), the model outputs a prediction between 0 and 1, representing the probability of a click. These three types of features generally consist of the following:

- *User profiles* (\mathbf{x}_p): age, gender, interest, occupation, etc.
- *Item attributes* (\mathbf{x}_a): category, title, price, etc.
- *Context* (\mathbf{x}_c): time, device type, weather, location, etc.

We use a tuple data format to define samples in CTR prediction, where each record represents a behavior: $\mathbf{X} = \{\mathbf{x}_p, \mathbf{x}_a, \mathbf{x}_c\}$. $y \in \{0, 1\}$ represents the true label of the user's click behavior. When $y=1$, it indicates that the user clicked on this item, which is considered a positive sample. When $y=0$, it is considered a negative sample. The primary objective of CTR prediction is to construct a model based on historical data to perform probability predictions. In recent CTR models, feature interaction modeling has become the key component to improving predictive performance. By using explicit or implicit methods, the model learns relationships between features at different orders. A typical framework for a basic CTR model is as follows:

$$\hat{y} = \text{Model}(\mathbf{u}, \mathbf{i}, g\{\mathbf{e}_1, \mathbf{e}_2, \dots, \mathbf{e}_f\}; \theta), \quad (1)$$

where $\{\mathbf{e}_1, \mathbf{e}_2, \dots, \mathbf{e}_f\}$ represents features processed into low-dimensional dense vectors, θ represents the parameters of the model, and $g(\cdot)$ represents the function of constructing interactions.

CTR prediction usually optimizes the model by reducing the discrepancy between the predicted click rate and the actual click situation: $\min\|y - \hat{y}\|$.

2.2 Deep & Cross Network v2

The DCNv2 [40] is an improved model compared to DCN, which is representative and efficient. It consists of two modules: the Cross Network and the Deep Network: $\phi_{\text{DCN-v2}}(\mathbf{x}) = \phi_{\text{Cross}}(\mathbf{x}) + \phi_{\text{DNN}}(\mathbf{x})$. Specifically, module $\phi_{\text{Cross}}(\mathbf{x})$ gradually generates higher-order feature interactions through computations at each layer to capture explicit feature interactions. And module $\phi_{\text{DNN}}(\mathbf{x})$ automatically learns complex and implicit feature interactions in the hidden layers using the nonlinear activation functions of deep neural networks. To facilitate understanding, we integrate the proposed fusion self-distillation module into this parallel structure, which significantly improves its performance.

3 FSDNet: Feature Interaction Fusion Self-Distillation Network

In this section, we present a novel framework FSDNet in detail. The framework is shown in Figure 3. The framework comprises four primary components: an embedding layer, a cross network, a deep network, and a fusion self-distillation module. The embedding layer transforms sparse input vectors into dense, lower-dimensional representations. Subsequently, the cross network is responsible for modeling explicit feature interactions, while the deep network focuses on capturing implicit,

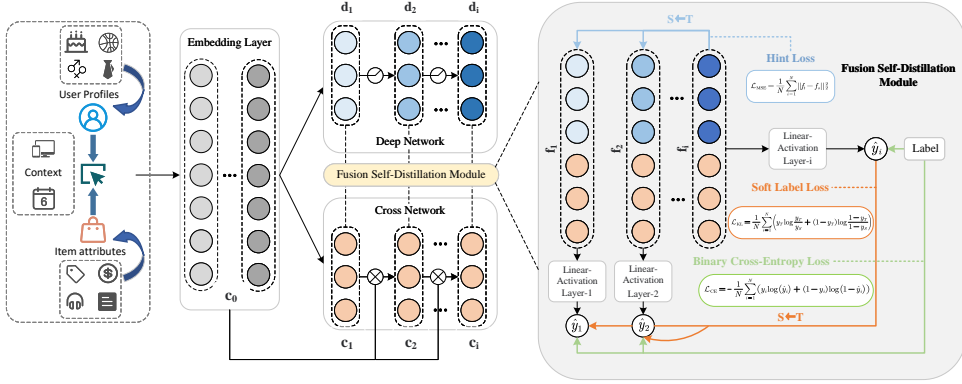


Fig. 3. The overall framework of FSDNet. The embedding layer maps sparse vectors to low-dimensional dense embeddings, while the cross network captures explicit feature interactions and the deep network models implicit feature relationships. The fusion self-distillation module enhances the framework's performance and generalization ability by connecting the outputs from both networks and using the predictions from the final layer to guide the learning of earlier layers. The linear-activation layer represents the simultaneous use of a linear layer and an activation function to generate prediction values, and \otimes represents the cross operation in Eq. 4.

higher-order interactions. The fusion self-distillation module enhances the network's performance by concatenating the outputs of corresponding layers from both the deep and cross networks. This module then leverages the predictions from the final layer as a teacher model, guiding the learning process of preceding layers through knowledge distillation. This fusion self-distillation module possesses excellent generalization capabilities and is broadly applicable to parallel structural models in the CTR domain.

3.1 Embedding Layer

For CTR prediction, input features can be categorical, numerical, or multi-valued types (e.g., several interest tags for a user). By utilizing the techniques of one-hot encoding [22, 52], these input samples can be transformed into vector. However, due to the high sparsity of many features, this leads to high-dimensional vector spaces. The embedding layer is typically applied to map these vectors to dense, low-dimensional embeddings:

$$\mathbf{e}_i = E_i \mathbf{x}_i, \quad (2)$$

where $\mathbf{x}_i \in X$ denotes a vector of i^{th} field in the sample X , and $E_i \in \mathbb{R}^{v_i \times d}$ represents the embedding matrix. Here, v_i refers to the vocabulary size, and d stands for the embedding dimension. Afterwards, the resulting features are concatenated to yield the final embedding layer representation as:

$$\mathbf{h} = \text{concat}(\mathbf{e}_1, \mathbf{e}_2, \dots, \mathbf{e}_f), \quad (3)$$

where f represents the count of fields.

Unlike many existing methods [12, 28, 34] that require uniform embedding sizes for specific interaction operations, our model supports arbitrary embedding dimensions, which is especially beneficial for industrial recommender systems.

3.2 Feature Interaction Construction

To construct arbitrary finite-order explicit interactions between different features, we employ the cross network optimized by DCNv2 [40]. The $(l + 1)^{th}$ layer is formulated as follows:

$$\mathbf{c}_{l+1} = \mathbf{c}_0 \odot (\mathbf{W}_l^c \mathbf{c}_l + \mathbf{b}_l^c) + \mathbf{c}_l, \quad (4)$$

where $\mathbf{c}_0 \in \mathbb{R}^d$ represents the embedding layer output, containing the original first-order features. The outputs from the l^{th} and $(l + 1)^{th}$ layers are denoted by \mathbf{c}_l and \mathbf{c}_{l+1} , while \mathbf{W}_l^c and \mathbf{b}_l^c indicate the learnable weight matrix and bias vector. In an l -layer cross network, the maximum expressible polynomial order it can represent is $l + 1$, capturing all feature interactions up to that order. Additionally, the cross network can be viewed as performing both bit-wise and feature-wise interactions simultaneously.

The deep network is responsible for building implicit feature interactions. By learning more profound levels of feature abstraction, it explores complex patterns and dependencies that the cross network may fail to detect. The $(l + 1)^{th}$ layer in the deep network can be represented using the following formula:

$$\mathbf{d}_{l+1} = f(\mathbf{W}_l^d \mathbf{d}_l + \mathbf{b}_l^d), \quad (5)$$

where \mathbf{d}_l , \mathbf{d}_{l+1} denote the outputs from the $(l+1)^{th}$ and l^{th} layers. The weight matrix is $\mathbf{W}_l^d \in \mathbb{R}^{n_{l+1} \times n_l}$, and the bias vector is $\mathbf{b}_l^d \in \mathbb{R}^{n_{l+1}}$. $f(\cdot)$ denotes the activation function, with ReLU being utilized in this context. It is crucial to note that both the cross network and the deep network share the same initial input, denoted as: $\mathbf{c}_0 = \mathbf{d}_0 = \mathbf{h}$.

3.3 Fusion Self-Distillation Module

We incorporate a self-distillation technique from knowledge distillation [11, 48], which is a light-weight and self-hinting approach. First, we associate the output of each layer from the cross network and the deep network to form new layers. The output fused feature information is represented as $\mathbf{f}_l = f(\mathbf{c}_l, \mathbf{d}_l)$. During the training phase, the deepest fused layer serves as the teacher model, utilizing distillation to instruct the preceding, shallower sections (i.e., the student models). This strategy leverages the higher-level knowledge contained in the deeper layers to enhance the training of the earlier layers, eliminating the need for the external teacher model. This facilitates a more effective and consolidated learning process within the model itself. Moreover, during backpropagation, self-distillation can optimize the interaction between each layer of the cross and deep networks through gradients.

To transfer knowledge from the teacher model to the student model, we introduce three distinct types of loss functions during training. Each loss function is specifically crafted to optimize different aspects of the student model's learning process.

3.3.1 Binary Cross-Entropy Loss. The fused information \mathbf{f}_l from each connection layer is processed through a linear-activation layer to produce the prediction value: $\hat{y}^l = \sigma(\mathbf{w}^\top \mathbf{f}_l + \mathbf{b})$, where σ is the *Sigmoid* activation function. Next, the true labels y from the training dataset are used to guide the prediction results from the deepest layer to all shallow layers:

$$\mathcal{L}_{CE}^l = -\frac{1}{N} \sum_{i=1}^N \left(y_i \log(\hat{y}_i^l) + (1 - y_i) \log(1 - \hat{y}_i^l) \right), \quad (6)$$

where \mathcal{L}_{CE}^l indicates the binary cross-entropy loss at layer l , a loss function commonly applied in CTR models. N refers to the total count of training samples. This method allows the hidden knowledge within the dataset to be directly infused into every layer of the framework via the labels. The total cross-entropy loss, denoted as \mathcal{L}_{CE} , is calculated as the sum of losses from each layer:

$\mathcal{L}_{CE} = \mathcal{L}_{CE}^1 + \dots + \mathcal{L}_{CE}^l + \dots + \mathcal{L}_{CE}^n$, where n indicates the total count of layers. The framework's final prediction value is derived by averaging the prediction outcomes of all layers:

$$\hat{y} = \frac{1}{n} \sum_{i=1}^n y_i^l. \quad (7)$$

3.3.2 Soft Label Loss. Soft labels [16] are obtained by applying temperature scaling to the teacher model's probability output: $y_T = \sigma(\frac{z_T}{\tau})$, where z_T is the logit value obtained by the teacher model through the linear layer, and τ represents the distillation temperature, which produces softer label probabilities. The student model's output is also temperature scaled: $y_S = \sigma(\frac{z_S}{\tau})$. We apply the KL (Kullback-Leibler) Divergence Loss to penalize discrepancies between the outputs of the student and teacher models:

$$\mathcal{L}_{KL}^{T,S} = \frac{1}{N} \sum_{i=1}^N \left(y_T \log \frac{y_T}{y_S} + (1 - y_T) \log \frac{1 - y_T}{1 - y_S} \right). \quad (8)$$

In this loss, the student model improves performance by matching the teacher model's soft labels. At the same time, we do not isolate the output of the teacher model, allowing it to adaptively adjust its embeddings based on the loss to better provide useful knowledge signals to the student network. Compared with the true labels, soft labels provide smoother decision boundaries, enabling the student model to generalize more effectively and reducing the impact of incorrect labels on the model. The loss promotes information sharing between different layers, and this collaborative learning enhances the extraction of effective feature interactions, thereby reducing the irrelevant noise introduced by high-order interactions. The ultimate soft label loss is the sum of each pair of student and teacher models: $\mathcal{L}_{KL} = \mathcal{L}_{KL}^{T,1} + \dots + \mathcal{L}_{KL}^{T,S} + \dots + \mathcal{L}_{KL}^{T,N}$, where N refers to the number of shallow models in total.

3.3.3 Hint Loss. Hint loss provides fine-grained supervision signals, aimed at guiding the student to learn the implicit knowledge in the teacher model's feature maps [32]. This additional supervision signal improves training efficiency and performance, helping the model consolidate important feature representations learned during the early stages of training. Its mechanism works by minimizing the distance between shallow feature maps and the deepest feature maps within the framework, and we do not limit the impact of the loss on the teacher model. We achieve this using the Mean Squared Error (MSE) Loss:

$$\mathcal{L}_{MSE}^{T,S} = \frac{1}{N} \sum_{i=1}^N ||\mathbf{f}_T - \mathbf{f}_S||_2^2, \quad (9)$$

where \mathbf{f}_T and \mathbf{f}_S represent the embedding of the teacher model and the student model, respectively. When each student-teacher model pair is combined, the final hint loss function becomes: $\mathcal{L}_{MSE} = \mathcal{L}_{MSE}^{T,1} + \dots + \mathcal{L}_{MSE}^{T,S} + \dots + \mathcal{L}_{MSE}^{T,N}$, where N represents the total count of shallow models.

To summarize, we employ binary cross-entropy loss, soft label loss, and hint loss to jointly optimize the FSDNet model. The overall loss function can be expressed as:

$$\mathcal{L} = \mu \mathcal{L}_{CE} + (1 - \mu) \mathcal{L}_{KL} + \gamma \mathcal{L}_{MSE}, \quad (10)$$

where μ and γ are hyperparameters that regulate the balance between the different loss functions. To clearly illustrate the entire training process of the FSDNet framework, a complete workflow is shown in Algorithm 1.

Algorithm 1: The training process of FSDNet

Input: input samples $X \in N$;
Output: model parameters Θ ;
 Initialize parameters Θ ;
while FSDNet has not reached the patience threshold for early stopping **do**
 for $X \in N$ **do**
 $\mathbf{h} \leftarrow$ Embedding Layer $\leftarrow X$ according to Section 3.1;
 Get \mathbf{c}_l and \mathbf{d}_l from the explicit and implicit components according to Section 3.2;
 $\hat{y} \leftarrow \hat{y}^l \leftarrow \mathbf{f}_l \leftarrow f(\mathbf{c}_l, \mathbf{d}_l)$ according to Section 3.3;
 Calculate $\mathcal{L}_{CE} \leftarrow \mathcal{L}_{CE}^l, \mathcal{L}_{CE}^l$ according to Eq.(6);
 \hat{y}_T guides \hat{y}_S by calculating Soft Label Loss \mathcal{L}_{KL} according to Eq.8;
 \mathbf{f}_T guides \mathbf{f}_S by calculating Hint Loss \mathcal{L}_{MSE} according to Eq.9;
 Get total loss according to Eq. (10);
 end
 Get Average gradients from mini-batch;
 Update parameters by decreasing the gradients $\mu \nabla_{\Theta} \mathcal{L}_{CE} + (1 - \mu) \nabla_{\Theta} \mathcal{L}_{KL} + \gamma \nabla_{\Theta} \mathcal{L}_{MSE}$;
end
return model parameters Θ ;

3.3.4 Deep and Cross Layer Combination. We concatenate the outputs of each layer from the cross and deep networks to form new fusion layers. By using the self-distillation method, the framework optimizes the two networks through gradients during the backpropagation process. This approach facilitates the integration of explicit and implicit feature interactions, allowing the framework to utilize the characteristics of both feature types more effectively at each layer, thereby addressing the limitation of inadequate information sharing in parallel structure models. The impact of different connection methods is examined in Section 4.6. Based on the experimental results, we conclude that directly concatenating the outputs of each layer from the cross and deep networks yields the best performance without introducing additional parameters. The concatenated layer is represented as $\mathbf{f}_l = [\mathbf{c}_l; \mathbf{d}_l]$.

3.4 Gradients Analysis

In the CTR parallel structure models, some studies [24, 34] use the logical sum fusion method for different components: $\hat{y} = \sigma(z_c + z_d)$, while we use the method of connecting the vectors output by different networks [37, 39], the logit value: $z = \mathbf{w}^\top [\mathbf{c}, \mathbf{d}] + \mathbf{b}$, the prediction value: $\hat{y} = \sigma(z)$, which usually contains more information. In FSDNet, the outputs from each layer of the cross and the deep network are concatenated together, and this combined output is fed into the subsequent linear-activation layer for prediction. The framework's loss function consists of three components: binary cross-entropy loss, soft label loss, and hint loss. These three parts of loss will work together to update the parameters of the model. Next, we will analyze the gradient transfer during the training process.

3.4.1 Gradients of \mathcal{L}_{CE} Loss. The logit values from each layer of the framework are transformed into prediction values through the sigmoid function, expressed as:

$$\hat{y} = \sigma(z) = \frac{1}{1 + e^{-z}}. \quad (11)$$

According to Eq. 6, the gradient of \mathcal{L}_{CE} for \hat{y} can be derived as:

$$\frac{\partial \mathcal{L}_{CE}}{\partial \hat{y}} = -\frac{y}{\hat{y}} + \frac{1-y}{1-\hat{y}}. \quad (12)$$

The gradient of the loss \mathcal{L}_{CE} regarding the logit value z is:

$$\frac{\partial \mathcal{L}_{CE}}{\partial z} = \frac{\partial \mathcal{L}_{CE}}{\partial \hat{y}} \cdot \frac{\partial \hat{y}}{\partial z} = \left(-\frac{y}{\hat{y}} + \frac{1-y}{1-\hat{y}} \right) \cdot \hat{y}(1-\hat{y}) = \hat{y} - y = \sigma(z) - y. \quad (13)$$

The gradients of the loss \mathcal{L}_{CE} relative to the output of the cross network and the deep network are:

$$\frac{\partial \mathcal{L}_{CE}}{\partial \mathbf{c}} = (\hat{y} - y) \cdot \mathbf{W}^c, \quad \frac{\partial \mathcal{L}_{CE}}{\partial \mathbf{d}} = (\hat{y} - y) \cdot \mathbf{W}^d. \quad (14)$$

where \mathbf{W}^c and \mathbf{W}^d are the corresponding sub-matrices of \mathbf{W} respectively. These formulas show that the deviation from the prediction value is simultaneously propagated to both parts of the network. In the linear-activation layer of each layer, the outputs of the cross network and the deep network are mixed together and jointly optimized through the propagation of gradients.

3.4.2 Gradients of \mathcal{L}_{KL} Loss. Referring to Eq. 8, the gradient of KL divergence loss for the student model's logit value z_S is:

$$\frac{\partial \mathcal{L}_{KL}}{\partial z_S} = \left(-\frac{\hat{y}_T}{\hat{y}_S} + \frac{1-\hat{y}_T}{1-\hat{y}_S} \right) \cdot \sigma'(z_S). \quad (15)$$

When the prediction value of the student model deviates greatly from the teacher model's output, the absolute value of the gradient will be larger, resulting in a larger update of the model parameters. This process brings the probability distribution of the student model closer to that of the teacher model.

3.4.3 Gradients of \mathcal{L}_{MSE} Loss. Combined with Eq. 9, the gradient of MSE loss to the output embedding \mathbf{f}_S of the student model is:

$$\frac{\partial \mathcal{L}_{MSE}}{\partial \mathbf{f}_S} = -(\mathbf{f}_T - \mathbf{f}_S). \quad (16)$$

The meaning of this gradient is very intuitive. It ensures that the student model is always reducing the gap with the teacher model embedding during the learning process and gradually approaching the feature representation of the teacher model.

4 EXPERIMENTS

In this section, we perform extensive experiments using four real-world datasets. These experiments aim to evaluate the effectiveness of our proposed FSDNet framework, as well as the compatibility and robustness of the self-distillation module. Specifically, we focus on addressing the following research questions (RQs):

- **RQ1** How does FSDNet perform in CTR prediction scenarios compared to existing methods? Is it effective when handling large-scale, highly sparse data?
- **RQ2** Can the proposed fusion self-distillation module be generalized to different models and improve performance?
- **RQ3** How should the hyperparameters of FSDNet be configured?
- **RQ4** How does the model performance change when different key components of the fusion self-distillation module are removed individually?
- **RQ5** How do different methods of constructing explicit and implicit feature interaction connections in FSDNet affect model performance?
- **RQ6** What effect does the fusion self-distillation module have on feature representations at each layer?
- **RQ7** Does the fusion self-distillation module improve FSDNet's robustness to noise?

Table 1. Dataset statistics.

Dataset	#Instances	#Fields	#Features	#Split
Criteo	45,840,617	39	5,549,252	8:1:1
ML-tag	2,006,859	3	88,596	7:2:1
ML-1M	1,006,209	5	9,626	8:1:1
Frappe	288,609	10	5,382	7:2:1

4.1 Experimental Settings

Datasets. We choose four commonly used real-world datasets to evaluate FSDNet against other CTR models: Criteo¹ [52], ML-tag² [6] [50], ML-1M³ [34], and Frappe⁴ [1, 6]. Table 1 contains a brief introduction to these datasets. More comprehensive descriptions can be found in the provided references and links.

To maintain fairness, we follow the protocol established in [52] for data preprocessing. Specifically, we set a threshold, and uncommon features that appear smaller than this threshold will be replaced with a default "OOV" token. Given the Criteo dataset's vast size and extreme sparsity (over 99.99%) [34], we set the threshold to 10. For other datasets, a lower threshold of 2 is used. Additionally, for the Criteo dataset, we discretize numerical features by applying the following transformation: each numeric value x is rounded down to $\lfloor \log^2(x) \rfloor$ for x greater than 2, and set to 1 otherwise⁵.

Evaluation Metrics. For performance evaluation across all models, we use two commonly adopted metrics: AUC and Logloss. AUC represents the area under the ROC curve, measuring the probability that a positive instance ranks above a randomly selected negative instance, assessing the model's overall ranking ability. Logloss, calculated as binary cross-entropy, reflects the precision of the model's predicted probability. It is important to note that, in the CTR prediction task, researchers generally believe that the AUC increase (↑) or Logloss decrease (↓) of **0.1%-level** represents a significant improvement, which has been emphasized many times in previous studies.

Baselines. To illustrate the effectiveness of FSDNet, we perform comparative analyses against several state-of-the-art(SOTA) models:

- **FM [29]:** It captures second-order interactions between features by decomposing latent vectors.
- **DNN [7]:** It extracts higher-order features from data through multiple layers of nonlinear transformations.
- **PNN [27]:** It introduces a product layer within deep neural networks to model feature interactions automatically.
- **Wide & Deep [5]:** This model merges a linear model with a feed-forward neural network to strike a balance between memorization and generalization.
- **DeepFM [12]:** It combines FM and DNN in parallel while sharing embeddings, allowing it to capture both low-order and high-order feature interactions simultaneously.
- **DCN [39]:** This model proposes a Cross Network to explicitly model feature interactions, combining it with a deep network in parallel.

¹<https://www.kaggle.com/c/criteo-display-ad-challenge>

²<https://github.com/reczoo/Datasets/tree/main/MovieLens>

³<https://grouplens.org/datasets/movielens>

⁴<http://baltrunas.info/research-menu/frappe>

⁵<https://www.csie.ntu.edu.tw/~r01922136/kaggle-2014-criteo.pdf>

- **xDeepFM [24]**: This model, an improvement on DeepFM, introduces Compressed Interaction Network (CIN) to model explicit feature interactions at the vector-wise level.
- **FiGNN [22]**: It utilizes a fully connected graph to model features and leverages a gated graph neural network to construct high-order interactions between them.
- **AutoInt+ [34]**: It uses a multi-head attention mechanism to automatically capture arbitrary-order interactions between features.
- **AFN+ [6]**: This model incorporates a logarithmic transformation layer to adaptively learn interactions of arbitrary order among features.
- **DCNv2 [40]**: This model introduces a more complex Cross Network structure on the basis of the original DCN, further enhancing its capacity to capture feature interactions.
- **EDCN [3]**: It proposes a bridge module to capture the interactive signals between different components within the parallel structure and selects features for each hidden layer through a regulation module.
- **MaskNet [42]**: This model proposes MaskBlock as the basic building block and introduces feature-wise multiplication via instance-guided mask.
- **GraphFM [23]**: This model utilizes a graph-oriented approach and models feature interactions through Interaction Selection and Interaction Aggregation.
- **CL4CTR [38]**: It proposes a CTR contrastive learning framework that aims to produce high-quality feature representations using a self-supervised approach.

Implementation Details. All models are developed using PyTorch, based on existing research, and optimized using the Adam optimizer. The embedding dimension is set to 16, and the learning rate is initialized at 0.001. During training, we apply the Reduce-LR-on-Plateau scheduler, which reduces the learning rate by a factor of ten if there is no improvement in the monitored metric. To avoid overfitting, early stopping is employed with a patience setting of 2. For fair comparison, the MLP hidden units are set to [400, 400, 400]. The batch size is configured as 4096 for the Criteo dataset and 10,000 for other datasets. We refer to [50, 52], and the original papers of the baseline models to set and fine-tune the hyperparameters.

4.2 Overall Performance (RQ1)

We evaluate FSDNet against 15 selected baseline models, with the overall performance summarized in Table 2. Our observations are as follows:

- Compared to other high-order baseline models, the second-order feature interaction model, FM, exhibits poorer performance. This underscores the importance of high-order modeling to capture complex feature interactions in the CTR domain.
- Ensemble methods have demonstrated competitive performance across various datasets by integrating explicit and implicit feature interactions, categorized into two types: stacked and parallel structures. Models based on the stacked structure (e.g., PNN, FiGNN, MaskNet) enhance expressive power by sequentially chaining two components. Conversely, models based on the parallel structure (Wide & Deep, DCN, AutoInt+) share the same embedding layer among components to construct explicit and implicit interactions concurrently. These results underscore the importance of modeling both feature types simultaneously.
- The performance gap between baseline models is larger on smaller datasets like ML-1M and Frappe, whereas the gap is smaller on larger datasets such as Criteo. This is because larger datasets typically contain richer samples and feature information, and the increase in training data helps models better capture patterns within the data. When the dataset size is sufficiently large, all baseline models can learn from the ample data, and the model differences are smoothed out by the redundancy in the large-scale data. Therefore, on large datasets, the

Table 2. Performance comparison across four datasets. Note that the baseline with a “+” suffix indicates the version integrated with a DNN network. Results are presented with the best values in bold and the second-best underlined. Additionally, we performed a two-tailed T-test (p -value) to statistically evaluate FSDNet against the best baseline, with results showing $p < 0.01$. In CTR research, an improvement of **0.1%** in Logloss and AUC is generally regarded as statistically significant [3, 38, 39, 52].

Year	Model	Criteo		ML-tag		ML-1M		Frappe	
		AUC \uparrow	Logloss \downarrow	AUC \uparrow	Logloss \downarrow	AUC \uparrow	Logloss \downarrow	AUC \uparrow	Logloss \downarrow
2010	FM [29]	0.8076	0.4443	0.9425	0.2775	0.7920	0.5409	0.9672	0.2029
2016	DNN [7]	0.8128	0.4393	0.9682	0.2125	0.8116	0.5206	0.9811	0.1653
2016	PNN [27]	0.8138	0.4380	0.9691	0.2092	0.8124	0.5179	0.9828	0.1556
2016	Wide &Deep [5]	0.8135	0.4382	0.9692	0.2105	0.8131	0.5183	0.9832	0.1525
2017	DeepFM [12]	0.8139	0.4380	0.9694	<u>0.2077</u>	0.8139	0.5204	0.9837	0.1575
2017	DCN [39]	0.8138	0.4383	<u>0.9702</u>	0.2238	0.8143	0.5162	0.9838	0.1544
2018	xDeepFM [24]	<u>0.8140</u>	0.4382	0.9692	0.2110	0.8142	<u>0.5149</u>	0.9844	<u>0.1454</u>
2019	FiGNN [22]	0.8124	0.4395	0.9510	0.2605	0.8108	0.5183	0.9648	0.2266
2019	AutoInt+ [34]	<u>0.8140</u>	<u>0.4378</u>	0.9698	0.2266	0.8138	0.5182	0.9841	0.1520
2020	AFN+ [6]	0.8130	0.4392	0.9609	0.2666	0.8141	0.5172	0.9819	0.1598
2021	DCNv2 [40]	0.8139	0.4385	0.9701	0.2254	<u>0.8145</u>	0.5200	<u>0.9845</u>	0.1581
2021	EDCN [3]	0.8136	0.4386	0.9603	0.2649	0.8133	0.5178	0.9841	0.1620
2021	MaskNet [42]	0.8125	0.4397	0.9679	0.2425	0.8142	0.5153	0.9832	0.1916
2022	GraphFM [23]	0.8113	0.4405	0.9595	0.2384	0.8104	0.5189	0.9471	0.2665
2023	CL4CTR [38]	0.8135	0.4383	0.9683	0.2148	0.8133	0.5180	0.9827	0.1559
ours	FSDNet	0.8149	0.4371	0.9733	0.1917	0.8190	0.5087	0.9856	0.1367
	T-test (p -values)	2.37E-6	3.59E-6	1.17E-7	7.89E-9	2.02E-6	3.27E-7	1.84E-4	2.62E-3

performance gap between various models becomes smaller. In contrast, on smaller datasets, the limited number of available training samples restricts the generalization ability of models, and factors like model complexity and different regularization strategies will significantly affect model performance. Consequently, model parameter settings need to be adjusted for different datasets to achieve optimal performance.

- FSDNet consistently outperforms the baseline models across all four datasets. It makes significant progress compared to the strongest baseline models, with improvements in AUC of 0.11%, 0.32%, 0.55%, and 0.11%, and in Logloss of 0.16%, 7.70%, 1.20%, and 5.98% on the Criteo, ML-tag, ML-1M, and Frappe datasets, respectively. All these improvements exceed the significance threshold of **0.1%** for the CTR direction, demonstrating the effectiveness of our proposed framework in CTR prediction tasks. Ten experiments with random seeds are carried out, followed by a two-tailed T-test (p -value) to compare FSDNet with the best baseline model. The resulting p -values, being less than 0.01 [37], demonstrate that the model’s improvements are **statistically significant**.
- Compared to the original DCNv2, FSDNet achieves improvements in AUC by 0.12%, 0.33%, 0.55%, and 0.11%, and in Logloss by 0.32%, 14.95%, 2.17%, and 13.54%, respectively. We attribute these significant improvements to two primary factors: (1) By introducing self-distillation, the soft labels from the teacher model are used to progressively guide the student model’s optimization. With direct feedback, the student model can fine-tune its learning process more efficiently, capturing subtle nuances that might otherwise be missed, thereby enhancing both the model’s generalization ability and overall performance. (2) We separately concatenate the

Table 3. Study on the compatibility of the fusion self-distillation module. AUC-Imp and Logloss-Imp respectively represent the average improvement in AUC performance and Logloss performance of the model across four datasets. Typically, CTR researchers consider an increase of **0.1%** to be statistically significant.

Model	Criteo		ML-tag		ML-1M		Frappe		AUC-Imp	Logloss-Imp
	AUC	Logloss	AUC	Logloss	AUC	Logloss	AUC	Logloss		
DCN	0.8138	0.4383	0.9702	0.2238	0.8143	0.5162	0.9838	0.1544	0.23%	5.90%
DCN _{FSD}	0.8141	0.4379	0.9729	0.2006	0.8182	0.5109	0.9852	0.1357		
xDeepFM	0.8140	0.4382	0.9692	0.2110	0.8142	0.5149	0.9844	0.1454	0.27%	3.08%
xDeepFM _{FSD}	0.8142	0.4381	0.9728	0.1991	0.8187	0.5103	0.9855	0.1370		
AutoInt+	0.8140	0.4378	0.9698	0.2266	0.8138	0.5182	0.9841	0.1520	0.26%	6.00%
AutoInt+ _{FSD}	0.8143	0.4377	0.9727	0.2030	0.8186	0.5099	0.9853	0.1338		
DCNv2	0.8139	0.4385	0.9701	0.2254	0.8145	0.5200	0.9845	0.1581	0.28%	7.74%
DCNv2 _{FSD}	0.8149	0.4371	0.9733	0.1917	0.8190	0.5087	0.9856	0.1367		

Table 4. Parameter analysis of different models before and after adding the fusion self-distillation module.

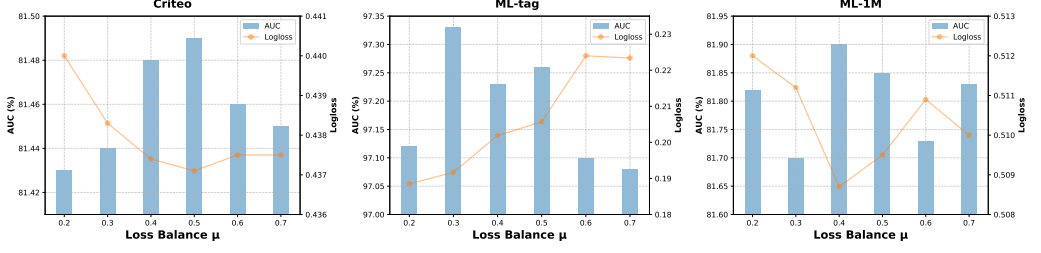
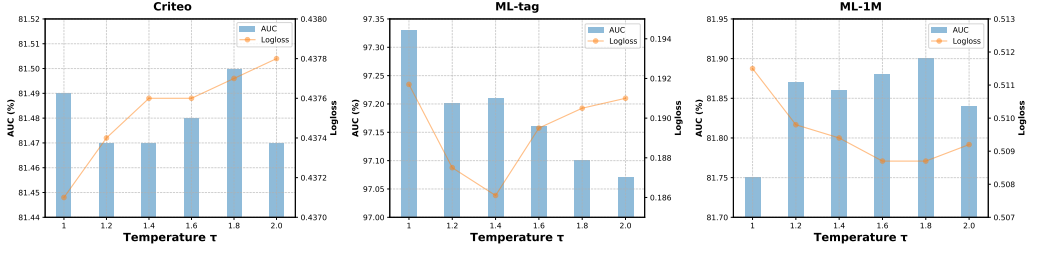
Model	Criteo	ML-tag	ML-1M	Frappe
DCN	15,149,921	1,761,073	510,577	475,249
DCN _{FSD}	15,152,996	1,762,420	512,020	476,932
xDeepFM	16,473,517	1,874,870	562,588	568,217
xDeepFM _{FSD}	16,474,511	1,875,864	563,582	569,211
AutoInt+	16,087,469	1,956,214	626,780	587,289
AutoInt+ _{FSD}	16,095,759	1,958,168	629,502	591,931
DCN-v2	16,316,177	1,767,841	529,537	551,569
DCNv2 _{FSD}	16,319,252	1,769,188	530,980	553,252

layers of the cross and the deep network, optimizing them through backpropagation. This effectively resolves the issue of insufficient explicit and implicit feature interaction in parallel structure models.

4.3 Compatibility Analysis (RQ2)

We propose a lightweight and model-agnostic fusion self-distillation module, designed to be seamlessly integrated as a plug-and-play component into various parallel structure CTR models to enhance their performance. Here, we examine the compatibility of this module across multiple models.

We conduct extensive experiments by integrating the fusion self-distillation module into four classic parallel structure CTR models: xDeepFM [24], AutoInt [34]+, DCN [39], and DCNv2 [40]. For xDeepFM, we concatenate the high-order interactions constructed by each layer of the CIN (Compressed Interaction Network) with the output of corresponding deep network layer. These features are then used together for subsequent prediction tasks and optimized through self-distillation. For AutoInt+, the output of each layer from the multi-head self-attention module is concatenated with the output of the corresponding layer in the deep network. The concatenated tensor includes both the feature relevancies extracted by the self-attention mechanism and the implicit feature interactions derived from the deep network layers. For DCN and DCNv2, we concatenate the outputs of each layer in the cross network with the corresponding layer in the deep network. To facilitate distinction, we denote models equipped with the fusion self-distillation module as \mathcal{M}_{FSD} . It should be noted that DCNv2_{FSD} is actually the FSDNet proposed by us.

Fig. 4. Hyperparameter study of Loss Balance μ .Fig. 5. Hyperparameter study of Temperature τ .

As shown in Table 4, the increase in model parameters is relatively small after introducing the fusion self-distillation module. Therefore, this module can be considered a lightweight enhancement approach. From the Table 3, it is evident that the integration of this module enhances the performance of the models. For DCN, xDeepFM, AutoInt+ and DCNv2 across four datasets, the average improvements relative to the AUC metric are 0.23%, 0.27%, 0.26%, 0.28%, and for the Logloss metric, they are 5.90%, 3.08%, 6.00%, 7.74%. In the field of CTR, an improvement of **0.1%** is considered significant, which demonstrates the effectiveness of feature information fusion and self-distillation during model optimization. The underlying reason is that feature information fusion addresses the issue of insufficient utilization of feature sets due to lack of communication between different paths, which is often overlooked in parallel structure models. Furthermore, the introduction of self-distillation allows the student model to receive guidance from the teacher model at each layer, facilitating more effective adjustments. The significant improvement in Logloss demonstrates the particularly notable effect of the self-distillation module in enhancing classification tasks.

4.4 Hyperparameter Study (RQ3)

In this part, we further examine the influence of several key hyperparameters on the FSDNet model, including the loss balance parameter μ , the temperature τ , and the hint loss weight γ .

4.4.1 Impact of Loss Balance μ . We fix all other hyperparameters and adjust μ with a step size of 0.1. As indicated in Figure 4, the model reaches optimal performance at $\mu = 0.5$ on Criteo, $\mu = 0.3$ on ML-tag, and $\mu = 0.4$ on ML-1M. The optimal values of μ vary across different datasets, indicating that the loss balance setting should be adjusted based on the specific application context and data characteristics. Generally, the model performs optimally with the μ value around 0.5, demonstrating that during training, hints from soft labels and true labels are equally important.

4.4.2 Impact of Temperature τ . Different datasets have varying sensitivities to temperature. As shown in Figure 5, the AUC for the Criteo is optimal at $\tau = 1.8$, while the lowest Logloss occurs at $\tau = 1$. For ML-tag and ML-1M, the AUC performs best at $\tau = 1.0$ and $\tau = 1.8$, respectively. Generally,

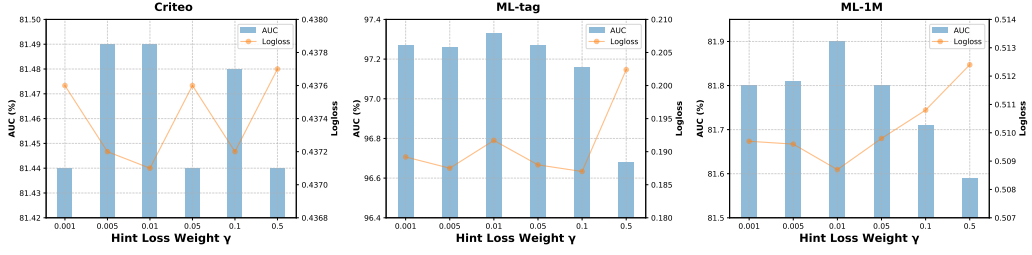
Fig. 6. Hyperparameter study of Hint Loss Weight γ .

Table 5. Ablation study of FSDNet.

Model	Criteo		ML-tag		ML-1M		Frappe	
	AUC	Logloss	AUC	Logloss	AUC	Logloss	AUC	Logloss
w/o SL	0.8146	0.4376	0.9711	0.2464	0.8181	0.5111	0.9841	0.1409
w/o HL	0.8146	0.4375	0.9723	0.1899	0.8184	0.5091	0.9843	0.1411
w/o IF	0.8147	0.4375	0.9720	0.2015	0.8166	0.5159	0.9845	0.1546
FSDNet	0.8149	0.4371	0.9733	0.1917	0.8190	0.5087	0.9856	0.1367

increasing the temperature can reduce model overfitting, making the model smoother. However too high a temperature might also lead to a decline in the model's discriminative ability, as indicated by a decrease in Logloss performance.

4.4.3 Impact of Hint Loss Weight γ . As shown in Figure 6, the Criteo, ML-tag, and ML-1M all achieve optimal performance when γ is set to 0.01. Both excessively high (e.g., 0.5) and excessively low (e.g., 0.001) values are inappropriate. A high hint loss weight can interfere with the learning of the main task, leading to overfitting. On the other hand, too low a value may fail to adequately guide the student model to learn the teacher model's effective features. This would fail to achieve the primary advantage of self-distillation, which is leveraging the teacher model's internal knowledge to improve the student model's performance.

4.5 Ablation Study (RQ4)

We perform ablation studies to explore the impact of each design module within the model, considering the following three variants:

- **w/o SL:** We removed the supervision of soft labels in the self-distillation process.
- **w/o HL:** We do not implement hint loss during the self-distillation process.
- **w/o IF:** We eliminated the part that constructs explicit and implicit feature interaction information fusion, focusing solely on self-distillation of the deep network.

As shown in Table 5, both the w/o SL model and the w/o HL model exhibit a decline in performance. It is evident that although both loss functions play an important role in improving model performance, the Soft Labels loss contributes a bit more than the Hint Loss. The Soft Labels loss boosts the generalization ability of the student model by forcing it to learn the output distribution of the teacher model, whereas the Hint Loss improves the feature learning capacity of the student model by explicitly conveying intermediate feature layers. The findings from the ablation experiments confirm the effectiveness of these two losses in improving model performance, while also revealing their complementary roles within the self-distillation framework.

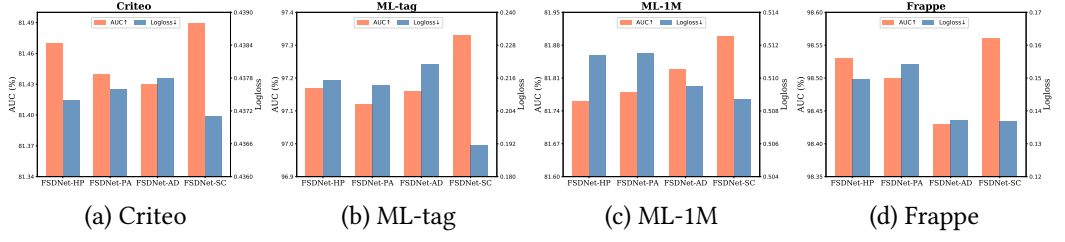


Fig. 7. Study on deep and cross layer combination methods.

Furthermore, the disparity in performance between the w/o IF model and the FSDNet model indicates that removing the information fusion part significantly degrades the FSDNet model's performance. This highlights the issue that independently constructing explicit and implicit feature interactions leads to a suboptimal utilization of feature information.

4.6 Deep and Cross Layer Combination Methods (RQ5)

Here, we seek methods to associate each layer of the cross network with the corresponding layer of the deep network, defined by the function $f_l = f(c_l, d_l)$, where c_l and d_l denote the outputs of the l^{th} layer of the cross network and deep network, correspondingly, and $f(\cdot)$ is a predefined interaction function. Based on empirical studies, we compared four methods of interaction.

Simple Concatenation (SC): Directly concatenate the outputs of each layer. No additional parameters are introduced, and the concatenation layer is represented as: $f_l = [c_l; d_l]$. **Hadamard Product (HP):** The d_l is transformed via a linear layer into a result \tilde{d}_l with the same dimension as c_l , followed by a Hadamard Product (i.e., element-wise multiplication), introducing deeper interactions. The result is then concatenated with d_l and c_l . It is represented as: $f_l = [c_l \otimes \tilde{d}_l, c_l, d_l]$. **Pointwise Addition (PA):** The result \tilde{d}_l is added element-wise with c_l , followed by concatenation. It is represented as: $f_l = [c_l \oplus \tilde{d}_l, c_l, d_l]$. **Attention Distribution (AD):** Utilizes the attention mechanism to capture the interaction relationships between input vectors [3, 36]. By adaptively assigning weights, the model can focus on more important feature interactions. And perform residual connection to avoid information loss. The corresponding formula is: $f_l = [\alpha_l c_l + c_l, \beta_l d_l + d_l]$, where α_l and β_l are attention weights in the l^{th} layer. $\alpha_l = \text{Softmax}(p_l^T \text{ReLU}(\mathbf{W}_l^T c_l + \mathbf{b}_l))$, where p_l^T is the trainable weight parameter used to calculate the attention scores, \mathbf{W}_l^T and \mathbf{b}_l are the weight matrix and bias vector, respectively. β_l is computed in a similar manner.

By changing only the connection methods, we establish different models: simple concatenation (FSDNet-SC), hadamard product (FSDNet-HP), pointwise addition (FSDNet-PA), and attention distribution (FSDNet-AD). The experimental results, as illustrated in Figure 7, indicate that the model based on simple concatenation (FSDNet-SC) outperforms the others across all datasets. This superior performance can be attributed to FSDNet-SC's avoidance of additional parameters and operations, allowing it to retain the original feature information with minimal loss. This enables the model to more effectively capture the complementary relationship between feature interactions in the deep and cross networks during training.

In self-distillation, knowledge from the deepest network directly guides the shallower networks via backpropagation, maximizing input utilization and capturing both high-order and low-order interactions. Introducing excessive complexity in the concatenation process may increase feature correlations, but it also risks information loss or distortion, which can diminish the guidance effect. Additionally, these complex operations may lead to unstable gradient propagation, further impacting model stability.

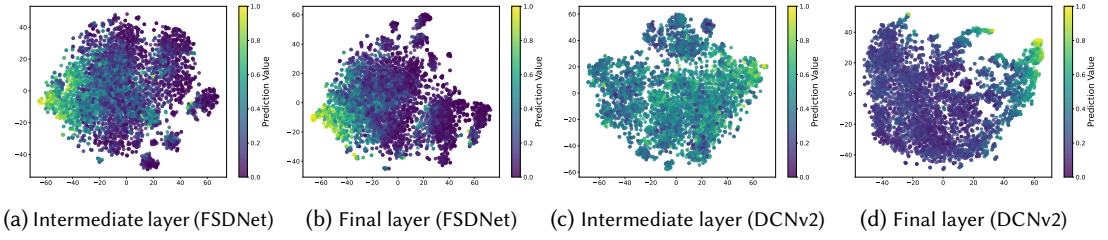


Fig. 8. Visualization of each fusion layer representation on the Criteo dataset, with each point colored according to the prediction value.

4.7 Visualization of each fusion layer (RQ6)

To explore the impact of the fusion self-distillation module on feature representations at each layer, we compare FSDNet with DCNv2 using the Criteo dataset. We randomly sample the intermediate and final fusion layer representations for 4,096 instances. Then, we visualize these representations using t-SNE, as shown in Figure 8.

It is clear that points with higher prediction values (brighter colors) tend to cluster in specific regions in the higher-level t-SNE plots. This indicates that the model effectively distinguishes high prediction value samples (positive samples as identified by the model). FSDNet demonstrates a more pronounced ability for high prediction value clustering and feature differentiation. By using the deep layer output as a "teacher" to guide the learning of shallower layer features, it forms clearer feature clusters even at intermediate layers. This shows that the fusion self-distillation module progressively optimizes feature learning across different layers, enabling the model to capture useful feature interaction patterns earlier and achieve more precise feature extraction at the final layer. In contrast, DCNv2 shows more dispersed feature distributions across layers, and the clustering effect of high prediction value points is less significant than in FSDNet. This reflects its limitations in feature interaction extraction and differentiation capabilities.

4.8 Robustness to Noisy Interactions (RQ7)

As mentioned above, in real-world CTR prediction, label data (such as whether a user clicks on an ad) often contains a lot of noise. Additionally, during the process of constructing feature interactions, numerous incorrect interactions may arise, further introducing noise. An effective model should not only perform well on clean data but also maintain stable performance in the presence of noisy data. FSDNet can effectively reduce the impact of noise introduction through the self-distillation mechanism. To confirm the robustness of FSDNet against noisy interactions, we artificially introduced noise into the training set by modifying specific proportions of the labels (i.e., 5%, 10%, 15%, 20%), while keeping the validation set and test set unchanged. Figure 9 shows the results on the Criteo, ML-tag, and ML-1M datasets.

- We can clearly observe that as noise increases, the performance of the models is adversely affected. As the noise level increases from 0 to 20%, the performance of all models declines. However, FSDNet consistently demonstrates the best performance, and the rate of decline for FSDNet is lower than that of DCN and DCNv2. This indicates that soft labels provide a smoother class distribution compared to hard labels. Even when some samples are mislabeled, the predictions from the teacher model can still offer more reliable guidance, effectively mitigating the impact of label noise. In short, FSDNet offers a different perspective for eliminating false interactions in the CTR prediction task.

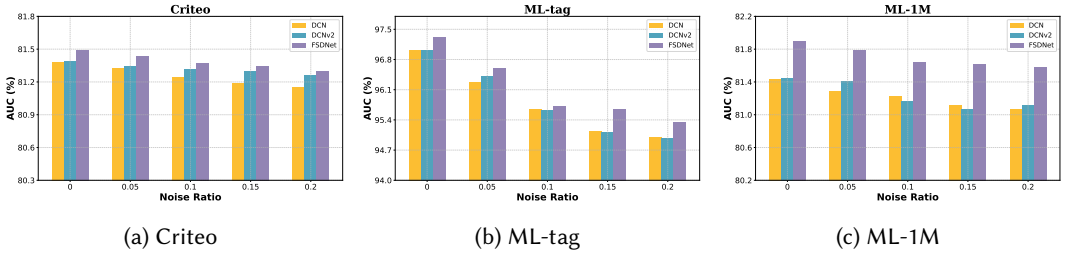


Fig. 9. AUC comparison of DCN, DCNv2, and FSDNet under varying noise proportions.

- Focusing on the ML-1M dataset, FSDNet with 20% noisy interactions still outperforms DCNv2 and DCN trained on noise-free datasets, further demonstrating the superiority and robustness of FSDNet.

5 Related Work

5.1 Deep CTR Prediction

Most of the existing deep CTR prediction models can be categorized into two types: (1) Models based on user behavior sequences [10, 14, 21, 44], which predict the click-through probability of current recommended content by analyzing the user's behavioral sequence over a given period in the past. (2) Models based on feature interactions [5, 33, 34, 39], which are more generalized and focus on mining the relationships between different features. These features can include user profiles, item attributes, context, etc. Since FSDNet belongs to the latter category, we briefly summarize the related works based on feature interactions. Some early methods were often constrained to modeling low or fixed-order feature interactions. As an example, models based on FM [19, 29] assign an embedding vector to each feature and use operations such as inner products to efficiently model second-order feature combinations. The emergence of deep learning techniques has led to significant progress in modeling high-order implicit feature interactions. Given the performance limitations of MLP [30], many studies have integrated both explicit and implicit components. These approaches are typically divided into stacked structure [13, 22, 27, 42] and parallel structure [5, 24, 34, 39, 40], depending on how these components are combined.

- **Stacked Structure.** In stacked structure models, explicit feature interactions are first constructed after the embedding layer, and its output is then fed into the implicit component (usually a neural network) to further extract high-order feature interactions. Some models utilize various types of product operations (e.g., inner product, outer product, Hadamard product) to model explicit feature interactions, such as PNN [27], OENN [13], and ONN [45]. Some use self-attention mechanisms [43] or graph neural networks [22] to operate.
- **Parallel Structure.** The parallel structure in CTR models typically involves modeling both explicit and implicit feature interactions in parallel using the original embeddings, and then fusing the feature information in the final output layer. By processing explicit and implicit feature interactions simultaneously, this architecture facilitates mutual reinforcement between the two. Representative structures include Wide & Deep [5], DeepFM [12], DCN [39], xDeepFM [24], DCN-v2 [40], and AutoInt+ [34]. Implicit feature interactions are usually captured by DNN, where the neurons in each layer learn different combinations of input features and their nonlinear relationships. Through layer-by-layer transformation, DNN can capture high-order interactions between input features. In contrast, the methods for modeling explicit feature interactions vary significantly across different models. Wide & Deep uses linear combinations to capture explicit feature combinations, while DeepFM leverages FM

to adaptively learn pairwise feature interactions. xDeepFM introduces a CIN structure that performs layer-wise Hadamard product and convolutional operations to model high-order feature interactions. DCN and DCN-v2 propose two different types of cross networks that conduct bounded-degree feature interactions at each layer. AutoInt+ utilizes a multi-head self-attention network to capture feature interactions across different orders.

Parallel structural models have received considerable attention due to their excellent modeling and deconstruction capabilities [3, 39]. However, current research mainly focuses on constructing more complex explicit feature components to boost performance, rather than improve the structure itself. To address this issue, our work seeks to establish connections between explicit and implicit feature interactions at each layer, promoting the fusion of interaction information and enhancing the model's learning capacity.

5.2 Knowledge Distillation

As a popular model compression approach in deep learning, knowledge distillation [16, 51] has found applications across various fields, such as image classification, speech recognition, and recommender systems. The core idea is to train a smaller model (the student model) to mimic the behavior of a larger and more complex model (the teacher model), thus significantly reducing the model's parameter size and computational cost while maintaining high accuracy. The traditional knowledge distillation methods [11, 16] treat the logit values from the teacher model as transferable knowledge. Subsequently, some works aimed to transfer knowledge from feature representations in the intermediate layers and final layer of deep neural networks. For instance, [32] directly extracts semantic information from features, while [15] transfers knowledge by passing the activation boundary information generated by hidden neurons to the student network. Additionally, relation-based methods take into account the inter-layer relations within the model and the interconnections between samples. For example, FSP [46] captures the flow between layers by calculating the inner product of features from different layers, thereby enabling more effective knowledge transfer. [25] constructs an instance relationship graph to extract three types of knowledge from deep neural networks: instance features, instance relationships, and cross-layer feature space transformations. Self-distillation [11, 48] is a special type of knowledge distillation method. Its advantage is that it does not rely on an additional teacher model, but uses the knowledge from the deepest layer to direct the learning of shallower layers in the same neural network. We attempt to apply self-distillation to the CTR task, fully leveraging the model's potential to achieve more accurate predictions while introducing only a small number of parameters.

6 Conclusion

In this paper, we propose a novel CTR prediction framework, FSDNet, which addresses several limitations in existing CTR models, namely, insufficient information sharing, low transfer efficiency in knowledge distillation, and excessive noise in feature interactions. FSDNet establishes hierarchical connections between explicit and implicit feature interactions, enabling information sharing among different components within the parallel structure. Additionally, it leverages self-distillation to facilitate knowledge transfer within the model, enhancing learning in the shallow layers. Experimental results demonstrate that FSDNet significantly improves CTR prediction performance across multiple benchmark datasets, exhibiting strong generalization ability and robustness. Moreover, as a lightweight module, the fusion self-distillation module can be seamlessly integrated into various parallel CTR models, effectively boosting overall performance. These contributions underscore the potential of FSDNet for broad application in real-world CTR systems.

References

- [1] Linas Baltrunas, Karen Church, Alexandros Karatzoglou, and Nuria Oliver. 2015. Frappe: Understanding the usage and perception of mobile app recommendations in-the-wild. *arXiv preprint arXiv:1505.03014* (2015).
- [2] Mathieu Blondel, Akinori Fujino, Naonori Ueda, and Masakazu Ishihata. 2016. Higher-order factorization machines. *Advances in neural information processing systems* 29 (2016).
- [3] Bo Chen, Yichao Wang, Zhirong Liu, Ruiming Tang, Wei Guo, Hongkun Zheng, Weiwei Yao, Muyu Zhang, and Xiuqiang He. 2021. Enhancing explicit and implicit feature interactions via information sharing for parallel deep ctr models. In *Proceedings of the 30th ACM international conference on information & knowledge management*. 3757–3766.
- [4] Ling Chen and Hongyu Shi. 2022. Dexdeepfm: Ensemble diversity enhanced extreme deep factorization machine model. *ACM Transactions on Knowledge Discovery from Data (TKDD)* 16, 5 (2022), 1–17.
- [5] Heng-Tze Cheng, Levent Koc, Jeremiah Harmsen, Tal Shaked, Tushar Chandra, Hrishi Aradhye, Glen Anderson, Greg Corrado, Wei Chai, Mustafa Ispir, et al. 2016. Wide & deep learning for recommender systems. In *Proceedings of the 1st workshop on deep learning for recommender systems*. 7–10.
- [6] WeiYu Cheng, Yanyan Shen, and Linpeng Huang. 2020. Adaptive factorization network: Learning adaptive-order feature interactions. In *Proceedings of the AAAI Conference on Artificial Intelligence*, Vol. 34. 3609–3616.
- [7] Paul Covington, Jay Adams, and Emre Sargin. 2016. Deep neural networks for youtube recommendations. In *Proceedings of the 10th ACM conference on recommender systems*. 191–198.
- [8] Yin Deng, Yingxin Chen, Xin Dong, Lingchao Pan, Hai Li, Lei Cheng, and Linjian Mo. 2023. BKD: A Bridge-based Knowledge Distillation Method for Click-Through Rate Prediction. In *Proceedings of the 46th International ACM SIGIR Conference on Research and Development in Information Retrieval*. 1859–1863.
- [9] Mingxing Duan, Kenli Li, Weinan Zhang, Jiarui Qin, and Bin Xiao. 2024. Attacking Click-through Rate Predictors via Generating Realistic Fake Samples. *ACM Transactions on Knowledge Discovery from Data (TKDD)* 18, 5 (2024), 1–24.
- [10] Yufei Feng, Fuyu Lv, Weichen Shen, Menghan Wang, Fei Sun, Yu Zhu, and Keping Yang. 2019. Deep session interest network for click-through rate prediction. In *Proceedings of the 28th International Joint Conference on Artificial Intelligence (IJCAI'19)*. AAAI Press, 2301–2307.
- [11] Jianping Gou, Baosheng Yu, Stephen J Maybank, and Dacheng Tao. 2021. Knowledge distillation: A survey. *International Journal of Computer Vision* 129, 6 (2021), 1789–1819.
- [12] Huifeng Guo, Ruiming Tang, Yunming Ye, Zhenguo Li, and Xiuqiang He. 2017. DeepFM: A factorization-machine based neural network for CTR prediction. In *Proceedings of the 26th International Joint Conference on Artificial Intelligence (IJCAI'17)*. AAAI Press, 1725–1731.
- [13] Wei Guo, Ruiming Tang, Huifeng Guo, Jianhua Han, Wen Yang, and Yuzhou Zhang. 2019. Order-aware embedding neural network for CTR prediction. In *Proceedings of the 42nd International ACM SIGIR Conference on Research and Development in Information Retrieval*. 1121–1124.
- [14] Wei Guo, Can Zhang, Zhicheng He, Jiarui Qin, Huifeng Guo, Bo Chen, Ruiming Tang, Xiuqiang He, and Rui Zhang. 2022. Miss: Multi-interest self-supervised learning framework for click-through rate prediction. In *2022 IEEE 38th international conference on data engineering (ICDE)*. IEEE, 727–740.
- [15] Byeongho Heo, Minsik Lee, Sangdoo Yun, and Jin Young Choi. 2019. Knowledge transfer via distillation of activation boundaries formed by hidden neurons. In *Proceedings of the AAAI conference on artificial intelligence*, Vol. 33. 3779–3787.
- [16] Geoffrey Hinton. 2015. Distilling the Knowledge in a Neural Network. *arXiv preprint arXiv:1503.02531* (2015).
- [17] Kurt Hornik, Maxwell Stinchcombe, and Halbert White. 1989. Multilayer feedforward networks are universal approximators. *Neural networks* 2, 5 (1989), 359–366.
- [18] Di Hu, Chengze Wang, Feiping Nie, and Xuelong Li. 2019. Dense multimodal fusion for hierarchically joint representation. In *ICASSP 2019-2019 IEEE International Conference on Acoustics, Speech and Signal Processing (ICASSP)*. IEEE, 3941–3945.
- [19] Yuchin Juan, Yong Zhuang, Wei-Sheng Chin, and Chih-Jen Lin. 2016. Field-aware factorization machines for CTR prediction. In *Proceedings of the 10th ACM conference on recommender systems*. 43–50.
- [20] Wissam Al Jurdi, Jacques Bou Abdo, Jacques Demerjian, and Abdallah Makhoul. 2021. Critique on natural noise in recommender systems. *ACM Transactions on Knowledge Discovery from Data (TKDD)* 15, 5 (2021), 1–30.
- [21] Youru Li, Xiaobo Guo, Wenfang Lin, Mingjie Zhong, Qunwei Li, Zhongyi Liu, Wenliang Zhong, and Zhenfeng Zhu. 2021. Learning dynamic user interest sequence in knowledge graphs for click-through rate prediction. *IEEE Transactions on Knowledge and Data Engineering* 35, 1 (2021), 647–657.
- [22] Zekun Li, Zeyu Cui, Shu Wu, Xiaoyu Zhang, and Liang Wang. 2019. Fi-gnn: Modeling feature interactions via graph neural networks for ctr prediction. In *Proceedings of the 28th ACM international conference on information and knowledge management*. 539–548.
- [23] Zekun Li, Shu Wu, Zeyu Cui, and Xiaoyu Zhang. 2021. GraphFM: Graph factorization machines for feature interaction modeling. *arXiv preprint arXiv:2105.11866* (2021).

- [24] Jianxun Lian, Xiaohuan Zhou, Fuzheng Zhang, Zhongxia Chen, Xing Xie, and Guangzhong Sun. 2018. xdeepfm: Combining explicit and implicit feature interactions for recommender systems. In *Proceedings of the 24th ACM SIGKDD international conference on knowledge discovery & data mining*. 1754–1763.
- [25] Yufan Liu, Jiajiong Cao, Bing Li, Chunfeng Yuan, Weiming Hu, Yangxi Li, and Yunqiang Duan. 2019. Knowledge distillation via instance relationship graph. In *Proceedings of the IEEE/CVF Conference on Computer Vision and Pattern Recognition*. 7096–7104.
- [26] Seyed Iman Mirzadeh, Mehrdad Farajtabar, Ang Li, Nir Levine, Akihiro Matsukawa, and Hassan Ghasemzadeh. 2020. Improved knowledge distillation via teacher assistant. In *Proceedings of the AAAI conference on artificial intelligence*, Vol. 34. 5191–5198.
- [27] Yanru Qu, Han Cai, Kan Ren, Weinan Zhang, Yong Yu, Ying Wen, and Jun Wang. 2016. Product-based neural networks for user response prediction. In *2016 IEEE 16th international conference on data mining (ICDM)*. IEEE, 1149–1154.
- [28] Yanru Qu, Bohui Fang, Weinan Zhang, Ruiming Tang, Minzhe Niu, Huifeng Guo, Yong Yu, and Xiuqiang He. 2018. Product-based neural networks for user response prediction over multi-field categorical data. *ACM Transactions on Information Systems (TOIS)* 37, 1 (2018), 1–35.
- [29] Steffen Rendle. 2010. Factorization machines. In *2010 IEEE International conference on data mining*. IEEE, 995–1000.
- [30] Steffen Rendle, Walid Krichene, Li Zhang, and John Anderson. 2020. Neural collaborative filtering vs. matrix factorization revisited. In *Proceedings of the 14th ACM Conference on Recommender Systems*. 240–248.
- [31] Matthew Richardson, Ewa Dominowska, and Robert Ragno. 2007. Predicting clicks: Estimating the click-through rate for new ads. In *Proceedings of the 16th international conference on World Wide Web*. 521–530.
- [32] Adriana Romero, Nicolas Ballas, Samira Ebrahimi Kahou, Antoine Chassang, Carlo Gatta, and Yoshua Bengio. 2015. FitNets: Hints for Thin Deep Nets. In *3rd International Conference on Learning Representations, ICLR 2015, San Diego, CA, USA, May 7-9, 2015, Conference Track Proceedings*.
- [33] Derun Song, Enneng Yang, Guibing Guo, Li Shen, Linying Jiang, and Xingwei Wang. 2024. Multi-scenario and multi-task aware feature interaction for recommendation system. *ACM Transactions on Knowledge Discovery from Data (TKDD)* 18, 6 (2024), 1–20.
- [34] Weiping Song, Chence Shi, Zhiping Xiao, Zhijian Duan, Yewen Xu, Ming Zhang, and Jian Tang. 2019. AutoInt: Automatic feature interaction learning via self-attentive neural networks. In *Proceedings of the 28th ACM International Conference on Information and Knowledge Management*. 1161–1170.
- [35] Zhen Tian, Ting Bai, Zibin Zhang, Zhiyuan Xu, Kangyi Lin, Ji-Rong Wen, and Wayne Xin Zhao. 2023. Directed acyclic graph factorization machines for CTR prediction via knowledge distillation. In *Proceedings of the Sixteenth ACM International Conference on Web Search and Data Mining*. 715–723.
- [36] A Vaswani. 2017. Attention is all you need. *Advances in Neural Information Processing Systems* (2017).
- [37] Fangye Wang, Hansu Gu, Dongsheng Li, Tun Lu, Peng Zhang, and Ning Gu. 2023. Towards deeper, lighter and interpretable cross network for ctr prediction. In *Proceedings of the 32nd ACM International Conference on Information and Knowledge Management*. 2523–2533.
- [38] Fangye Wang, Yingxu Wang, Dongsheng Li, Hansu Gu, Tun Lu, Peng Zhang, and Ning Gu. 2023. Cl4ctr: A contrastive learning framework for ctr prediction. In *Proceedings of the Sixteenth ACM International Conference on Web Search and Data Mining*. 805–813.
- [39] Ruoxi Wang, Bin Fu, Gang Fu, and Mingliang Wang. 2017. Deep & cross network for ad click predictions. In *Proceedings of the ADKDD'17*. 1–7.
- [40] Ruoxi Wang, Rakesh Shivanna, Derek Cheng, Sagar Jain, Dong Lin, Lichan Hong, and Ed Chi. 2021. Dcn v2: Improved deep & cross network and practical lessons for web-scale learning to rank systems. In *Proceedings of the web conference 2021*. 1785–1797.
- [41] Wenjie Wang, Fuli Feng, Xiangnan He, Liqiang Nie, and Tat-Seng Chua. 2021. Denoising implicit feedback for recommendation. In *Proceedings of the 14th ACM international conference on web search and data mining*. 373–381.
- [42] Zhiqiang Wang, Qingyun She, and Junlin Zhang. 2021. Masknet: Introducing feature-wise multiplication to CTR ranking models by instance-guided mask. *arXiv preprint arXiv:2102.07619* (2021).
- [43] Jun Xiao, Hao Ye, Xiangnan He, Hanwang Zhang, Fei Wu, and Tat-Seng Chua. 2017. Attentional factorization machines: Learning the weight of feature interactions via attention networks. In *Proceedings of the 26th International Joint Conference on Artificial Intelligence (IJCAI'17)*. AAAI Press, 3119–3125.
- [44] En Xu, Zhiwen Yu, Bin Guo, and Helei Cui. 2021. Core interest network for click-through rate prediction. *ACM Transactions on Knowledge Discovery from Data (TKDD)* 15, 2 (2021), 1–16.
- [45] Yi Yang, Baile Xu, Shaofeng Shen, Furao Shen, and Jian Zhao. 2020. Operation-aware neural networks for user response prediction. *Neural Networks* 121 (2020), 161–168.
- [46] Junho Yim, Donggyu Joo, Jihoon Bae, and Junmo Kim. 2017. A gift from knowledge distillation: Fast optimization, network minimization and transfer learning. In *Proceedings of the IEEE conference on computer vision and pattern recognition*. 4133–4141.

- [47] Runlong Yu, Yuyang Ye, Qi Liu, Zihan Wang, Chunfeng Yang, Yucheng Hu, and Enhong Chen. 2021. Xcrossnet: Feature structure-oriented learning for click-through rate prediction. In *Pacific-Asia Conference on Knowledge Discovery and Data Mining*. Springer, 436–447.
- [48] Linfeng Zhang, Jiebo Song, Anni Gao, Jingwei Chen, Chenglong Bao, and Kaisheng Ma. 2019. Be your own teacher: Improve the performance of convolutional neural networks via self distillation. In *Proceedings of the IEEE/CVF international conference on computer vision*. 3713–3722.
- [49] Weinan Zhang, Jiarui Qin, Wei Guo, Ruiming Tang, and Xiuqiang He. 2021. Deep learning for click-through rate estimation. In *Proceedings of the Thirtieth International Joint Conference on Artificial Intelligence, IJCAI-21*. International Joint Conferences on Artificial Intelligence Organization, 4695–4703.
- [50] Jieming Zhu, Quanyu Dai, Liangcai Su, Rong Ma, Jinyang Liu, Guohao Cai, Xi Xiao, and Rui Zhang. 2022. Bars: Towards open benchmarking for recommender systems. In *Proceedings of the 45th International ACM SIGIR Conference on Research and Development in Information Retrieval*. 2912–2923.
- [51] Jieming Zhu, Jinyang Liu, Weiqi Li, Jincal Lai, Xiuqiang He, Liang Chen, and Zibin Zheng. 2020. Ensembled CTR prediction via knowledge distillation. In *Proceedings of the 29th ACM International Conference on Information & Knowledge Management*. 2941–2958.
- [52] Jieming Zhu, Jinyang Liu, Shuai Yang, Qi Zhang, and Xiuqiang He. 2021. Open benchmarking for click-through rate prediction. In *Proceedings of the 30th ACM International Conference on Information & Knowledge Management*. 2759–2769.