

A Tutorial on Teaching Data Analytics with Generative AI

Robert L. Bray

2024-10-25

Abstract

This tutorial addresses the challenge of incorporating large language models (LLMs), such as ChatGPT, in a data analytics class. It details several new in-class and out-of-class teaching techniques enabled by AI. For example, instructors can parallelize instruction by having students interact with different custom-made GPTs to learn different parts of an analysis and then teach each other what they learned from their AIs. For another example, instructors can turn problem sets into AI tutoring sessions, whereby a custom-made GPT guides a student through the problems, and the student uploads the chatlog for their homework submission. For a third example, you can assign different labs to each section of your class and have each section create AI assistants to help the other sections work through their labs. This tutorial advocates the programming in the English paradigm, in which students express the desired data transformations in prose and then use AI to generate the corresponding code. Students can wrangle data more effectively by programming in English than by manipulating in Excel. However, some students will program in English better than others, so you will still derive a robust grade distribution (at least with current LLMs).

1 Introduction

I thought my class was set. Over the prior two years, I had made an entirely new analytics course: I wrote a textbook on data science with R for MBA students (Bray 2023) and created a corresponding set of interactive R Markdown slide decks. The class went well in the previous year, and I was planning on coasting for the next few years.

How wrong I was. ChatGPT debuted on November 30, 2022, a mere 120 days before my 2023 class was to begin. The terrible implications this AI had for my class dawned on me seven weeks later. I remember the moment the harsh reality set in. I copied the following exercise from my textbook into ChatGPT without further explanation or context:

Exercise 3.43 We will now subject our sample to 10 data filters.

- Start with `alibaba_long` and `group_by()` `order`.
- `filter()` the grouped tibble accordingly:
- Remove the orders with `any()` "FAILURE" action. For example, you should remove all the `order = 87717` observations since this order's 12th action was a "FAILURE".
- Remove orders without exactly one "ORDER" action, one "SIGNED" action, and one "CONSIGN" action.
- Remove orders that have an action before the "ORDER" action or after the "SIGNED" action. In other words, there should be an "ORDER" action at `time = 0` and a "SIGNED" action at `time = 1`.
- Remove orders that correspond to multiple `shipper` values.
- Remove orders with `day_count > 8`.
- Remove orders with more than 10 or fewer than 5 posted actions.
- Remove observations with "ORDER" and "SIGNED" actions, because their `time` values are degenerate (mechanically being either 0 or 1).

- `ungroup()` the filtered tibble and `<-` it into `alibaba_long`.
- `alibaba_long` should have 102331 rows after this step.

This was the most challenging question from my Alibaba lab, which replicates the analysis of Bray (2020). In 2022, around two dozen students visited my office hours to discuss this question. So you can imagine my astonishment when the chatbot produced a correct code solution on its first attempt—a fact that’s all the more impressive when you consider that `alibaba_long` is left undefined. I soon discovered that ChatGPT could solve nearly every question in my quizzes, lectures, and labs. Three weeks before students were slated to bid on it, ChatGPT had rendered my class an obsolete farce.

I despaired, but not for long, as it soon dawned on me that I could teach one of the first-ever classes on coding with ChatGPT. What an opportunity! The first order of business was to rename the class to OPNS451 Data Science with Large Language Models and update the syllabus, which now begins with the following:

Large Language Models (LLMs) such as ChatGPT are powerful. To maximize your productivity—and stay relevant—you should aim to delegate as much of your workflow to these language engines as possible. This means you should become comfortable processing and analyzing data with a computer language—such as R—that LLMs excel at reading and writing. For instance, ChatGPT can answer nearly every question in the R textbook I wrote. Switching to R equips you with the software equivalent of a genie in a bottle, capable of implementing and explaining almost every data transformation. The tool is a great equalizer; an MBA with an LLM can accomplish almost anything that an experienced data scientist can. I believe that MBAs now stand out as the finest data scientists since the critical analytics differentiator has shifted from technical expertise to business insight. MBAs will excel as data analysts because they understand the most meaningful questions to pursue.

This class will teach you how to use LLMs to process and analyze data. The only challenge is transitioning from spreadsheets to a *language*. However, once you master the lingua franca of data science, you will be capable of communicating and collaborating with a machine of immeasurable power.

This message struck a chord: in less than three years, my elective MBA class swelled from 21 students in one section to 162 students in three sections. (Besides these elective sections, I have one compulsory section for whom my class is a degree requirement.)

I proposed to my students that we treat the class as experiment in AI—an opportunity to collectively anticipate how analytics education and practice will respond to generative AI. This experiment taught me several techniques for teaching data analytics with AI:

- Recast homework assignments as AI tutoring sessions—doing so increase student satisfaction, engagement, and learning (Section 2.2.2).
- Use the programming with English (PIE) method, which uses AI to translate the students’ natural language into a computer language. Students won’t believe it, but this method makes them more effective with R than with Excel (Section 2.1.2). Further, allowing PIE on formal assessments will not make the grade distribution degenerate (Section 2.1.3).
- For graphs, have students program by picture, uploading to ChatGPT a hand-drawn mockup of a plot, and asking the chatbot to create the corresponding ggplot code (Section 2.3.2).¹
- Have students teach the class content to a GPT, and then quiz these chatbots to assess the quality of the students’ instruction. For example, I have students train GPTs on logistic regression, and then I pit the students’ GPTs against each other, determining which can best answer logistic regression questions (Section 2.3.3).
- Have students teach each other by creating AI assistants for other students. Students love designing AI experiences—custom-made GPTs are an excellent creative outlet (Section 2.2.6).

¹I learned this programming by picture technique from Sébastien Martin. This technique highlights AI’s rapid progress, as it was only last year that Ellis and Slade (2023) wrote that “there are other types of tasks that ChatGPT is less capable (or sometimes incapable) of performing well, such as interpreting statistical output that is provided as an image.” ChatGPT can now seamlessly interpret a picture depicting a regression output.

- Create a set custom-made GPTs to teach different things to different students, and then have students teach each other what they learned from their AIs, say, by recording a video for the rest of the class (Section 2.3.2).
- Have students pitch solutions to a custom-made GPT, and then have the chatbot quickly identify the proposals that warrant the class’ attention (Section 2.3.2).
- Create a GPT obstacle course: load different GPTs on different laptops scattered throughout the class and have students run between the various workstations (Section 2.3.3).
- Use AI assistants for quick, in-class demonstrations (Section 2.3.4).
- Wrap a GPT around your lecture and students will diligently keep up, as they hate when their chatbot instance falls out of sync.

The experiment also taught me a few practical lessons:

- Emphasize learning over thinking in homework assignments, as students will outsource the latter to the AI (Section 2.2.5).
- Use AI to fill the void in your class left by AI (Section 2.2.5).
- Don’t make AI assignments overly creative (Section 2.2.8).
- Don’t overlook the programming language instruction (Section 2.1.4).
- Halve homework group sizes, since every student now contributes two voices: their own and their AI’s (Section 2.2.9).
- Explain that working with AI is a skill that improves with practice (Section 2.2.4).
- Do not hire tutors, and by all means do not write a textbook (Section 2.2.7).

My final advice is to incorporate AI into your class with confidence. There’s such a hunger for AI in the classroom that even failed LLM initiatives will earn you goodwill.

2 Lessons

2.1 Replace the Computer Language with the English Language

ChatGPT has unlocked a new paradigm for analytics education: programming in English (PIE). Students describe the desired data transformations in words, and ChatGPT translates their descriptions into code. It’s surprisingly effective, and MBA students love it. In a 2023 post-class survey, 63% of compulsory and 86% of MBAs reported at least a 5 out of 7 agreement with the statement, “This class has convinced me that it’s better to analyze data with code.” Since computer *languages* better complement large *language* models, business schools should transition from GUI-based tools, such as Excel or SPSS, to text-based approaches, such as R or Python.

2.1.1 The Approach Makes Advanced Topics Accessible

To illustrate the power of PIE, I asked the students to use ChatGPT to (i) construct a random forest model in R, (ii) identify its most predictive variables, (iii) test whether it provides a better in-sample fit than OLS, and (iv) test whether it provides a better out-of-sample fit than OLS. We accomplished all of this in 45 minutes *in the very first class*. Most students had no R experience, yet they could still build a random forest model and evaluate its performance using a hold-out sample, all within an hour. I even incorporated missing data in the sample to ensure that the initial random forest run would yield an error message, which students would in turn share with ChatGPT.

For another example, ChatGPT enabled my students to create an interactive Shiny dashboard, upload it to the cloud, and make it shareable via URL—all within half an hour. Using a package as complex as Shiny in an MBA class would have been inconceivable without ChatGPT.

2.1.2 Students Are More Productive Programming in English Than Mousing in Excel

In the past, analytics instructors faced a trade-off: R offered more power, while Excel promised simplicity. But now, R is more powerful and more straightforward because students can better leverage large language

models if they manipulate their data with a computer language. To illustrate this point, I conducted an experiment. I divided the students into two groups: the first group solved a set of analytics problems with R and ChatGPT and then solved the same problems with Excel and ChatGPT. Conversely, the second group began with Excel and ChatGPT before moving on to R and ChatGPT. I instructed the students to record the number of questions they could correctly answer in 30 minutes with each method. Overall, the students correctly solved more than ten times as many questions with R than with Excel. Unfortunately, I couldn't get a reliable estimate of the Excel + ChatGPT productivity rate because the students soon realized that they could not elicit sensible Excel instructions from ChatGPT and gave up.

For a taste of these worthless Excel instructions, consider the following exchange:

Student:

I have a table of data called `alibaba_long`, with column names `order score item brand category sub_category merchant quantity action_num action time facility shipper day_count`. Remove all observations that correspond to an order with a "FAILURE" action. For example, you should remove all the order = 87717 observations since this order's 12th action was a "FAILURE". Use Excel

AI:

To remove all observations that correspond to an order with a "FAILURE" action in Excel, follow these steps:

- Open your CSV file in Excel.
- Click on the top left cell (A1) to select the entire dataset.
- Go to the 'Data' tab in the Excel ribbon.
- Click on 'Filter' in the 'Sort & Filter' group. This will add filter arrows to the header row of your dataset.
- Click on the filter arrow in the 'action' column header.
- In the filter dropdown menu, uncheck 'Select All' and then check all options except 'FAILURE'.
- Click 'OK' to apply the filter. This will hide all rows with 'FAILURE' in the 'action' column.
- To remove these rows completely, select the visible dataset (excluding the header row) by clicking and dragging.
- Right-click on the selected dataset and choose 'Delete Row' from the context menu.
- Go to the 'Data' tab and click on 'Filter' again to turn off the filter.
- Save your modified CSV file.

Now, your CSV file will not have any observations with an order that has a "FAILURE" action.

Student:

That is eliminating all the lines that have that FAILURE flag, but not the orders associated with that flag.

AI:

Apologies for the confusion. To remove all observations corresponding to an order with a "FAILURE" action in Excel, follow these steps:

- Open your CSV file in Excel.
- Add a new column to the right of the 'order' column (column B).
- In cell B2, type the following formula and press Enter: `=IF(C2="FAILURE", A2, "")`. This will mark the orders associated with the "FAILURE" action.
- Click on the bottom-right corner of cell B2, then drag it down to fill the entire column B with the formula.
- Select the entire dataset, including the new column B (click on cell A1, then press `Ctrl+Shift+Right Arrow+Down Arrow`).
- Copy the selected dataset (press `Ctrl+C`).
- Open a new sheet in Excel.

- Right-click on cell A1 in the new sheet and choose ‘Paste Special’> ‘Values’ to paste the data without the formulas.
- Click on the ‘Data’ tab in the Excel ribbon.
- Click on ‘Filter’ in the ‘Sort & Filter’ group to add filter arrows to the header row of your dataset.
- Click on the filter arrow in the ‘action’ column header (column C in the new sheet).
- In the filter dropdown menu, uncheck ‘Select All’ and then check all options except ‘FAILURE’.
- Click ‘OK’ to apply the filter. This will hide all rows with ‘FAILURE’ in the ‘action’ column.
- Click on the filter arrow in the new column B header.
- In the filter dropdown menu, uncheck ‘Select All’, and then check ‘Blanks’.
- Click ‘OK’ to apply the filter. This will show only the rows not associated with the “FAILURE” action orders.
- Select the entire visible dataset (excluding the header row), right-click, and choose ‘Copy’.
- Open a new sheet in Excel and paste the data in cell A1 (right-click, choose ‘Paste’, or press Ctrl+V).
- Delete the extra column B (which was used to mark the orders with “FAILURE” action) by right-clicking on the column header and choosing ‘Delete’.
- Save your modified CSV file.

Now, your CSV file will not have any observations corresponding to an order with a “FAILURE” action.

These mousing instructions are not only tedious, but they are also incorrect, as they retain all rows without a "FAILURE" rather than all rows from orders without a "FAILURE". The student attempted to explain this to ChatGPT, but the chatbot repeated the error on its second attempt.

Now contrast the exchange above with the one that follows. For this case, the student replaced “Use Excel” with “Use R” at the end of the prompt:

Student:

I have a table of data called `alibaba_long`, with column names `order` `score` `item` `brand` `category` `sub_category` `merchant` `quantity` `action_num` `action` `time` `facility` `shipper` `day_count`. Remove all observations that correspond to an order with a “FAILURE” action. For example, you should remove all the `order = 87717` observations since this order’s 12th action was a “FAILURE”. Use R

AI:

To achieve this, you would need to subset the dataframe to remove the observations that correspond to a “FAILURE” action. Here’s how you might do that in R using the `dplyr` package:

Firstly, install the required package if you haven’t already.

```
install.packages("dplyr")
```

Then load the package:

```
library(dplyr)
```

Assuming “order” and “action” are two of the columns in your dataframe, you can filter out the “FAILURE” actions like so:

```
alibaba_long <- alibaba_long %>%
  group_by(order) %>%
  filter(!any(action == "FAILURE"))
```

This code groups the data by “order”, and then removes any groups/orders where any of the “action” values are “FAILURE”.

If you want to create a new data frame without modifying the original one, you could do:

```
alibaba_long_without_failures <- alibaba_long %>%  
  group_by(order) %>%  
  filter(!any(action == "FAILURE"))
```

This would leave your original dataframe, `alibaba_long`, unchanged, and create a new dataframe, `alibaba_long_without_failures`, without the “FAILURE” actions.

Now ChatGPT yields an answer that is clear, correct, and easy to implement—simply copy three snippets of code into R. This experiment convinced my 2023 students of the superiority of the PIE approach. Indeed, as the class session ended, I overheard one student telling his partner, “I’m totally sold,” and when I asked this class to rate “How much do you agree with the following sentence: This class has convinced me that it’s better to analyze data with code,” on a scale from 1 (“strongly disagree”) to 7 (“strongly agree”), the average survey response was 5.3 for my compulsory section and 6.0 for my elective section.

Since this 2023 experiment was conclusive, I didn’t see any need to rerun it in 2024. However, my 2024 students dismissed my 2023 findings outright, as they found the notion of being more efficient with R than Excel preposterous. Hence, I replicated the experiment in 2024, but with two modifications, to give Excel a fighting chance: I simplified the problems (R’s competitive advantage increases with problem difficulty), and I moved the experiment to the second class (when students are still R illiterate). As before, I split my class into R groups and Excel groups, and then I assigned all students the following two problems:

- Convert `survey_data` from a table with columns `year`, `prompt`, and `score` into a table with columns `prompt`, `mean_score_year2023`, and `mean_score_year2024`. Conduct the analysis with [R or Excel].
- Use `survey_data`, which has columns `year`, `prompt`, and `score`, to create boxplots that depict the `score` values, by `prompt` and `year`. Conduct the analysis with [R or Excel].

Across all class sections, the ChatGPT groups solved 65 questions, and the Excel groups solved 40, which was not drastically lower. However, I then showed the class a simple strategy: copy the question verbatim into ChatGPT and execute the R code it generates without reading it. I then reassigned the R students to Excel, and the Excel students to R, and distributed the following two problems:

- Use `survey_data`, which has columns `year`, `prompt`, and `score`, to run a regression that determines whether the difference in the `year = 2023` and `year = 2024` `score` values for the `prompt` “I think large language models are the most exciting business opportunity right now” is statistically significant. The regression’s independent variable should be a dummy variable that indicates whether the year is 2024. (You should get a coefficient estimate of 0.2596, which is not significantly different from zero.) Conduct the analysis with [R or Excel].
- Use `survey_data`, which has columns `year`, `prompt`, and `score`, to run a regression that determines whether any of the `prompt` values have `score` values that differ significantly, between the `year = 2023` and `year = 2024` cohorts. Conduct the analysis with [R or Excel].

After the little hint, the R students far surpassed the Excel students, solving 69 questions, to the Excel group’s 26. Hence, after only 1.5 hours of programming instruction and a little hint, students were more than twice as fast with R than with Excel.

The students’ disbelief in their R abilities taught me that I must explicitly highlight the distinction between familiarity and effectiveness: students are more comfortable with Excel, but they are more productive with R. I liken the students to seasoned archers who are presented with a rifle—even though they are more confident with their bow, they are more deadly with the gun.

These in-class experiments illustrate that an Excel framing essentially lobotomizes ChatGPT. Making ChatGPT think in Excel decreases its intelligence for several reasons. First, R is a more expressive tool with more built-in constructs for data analytics. For example, the `group_by()` function in R simplifies the removal of all observations of a particular order. However, the concept of `group_by()` doesn’t exist in Excel, so dropping an entire group of orders is difficult.

Second, Excel operates on a point-and-click basis, and you can’t train a language model on ephemeral mouse clicks—while there’s a large corpus of R code online, there’s no corresponding corpus of Excel cursor

movements. Since ChatGPT is a *language* model, it stands to reason that it can more deftly manipulate the syntax of a computer language than the options of a dropdown menu.

Third, R solutions are typically shorter because communicating through code is more efficient than through GUI instructions (e.g., “Click on the bottom-right corner of cell B2, then drag it down to fill the entire column B with the formula”). Shorter solutions are more robust as they provide fewer chances for hallucination or derailment.

Further, pairing ChatGPT with Excel would be impractical even if the spreadsheet framing didn’t lower the chatbot’s IQ, because mousing instructions, unlike code, cannot be copy-pasted. For example, when I give ChatGPT the prompt “I have a table with a column called `Date`. How can I remove the rows for which `Date` is a weekend? I’m using R,” it returns the following:

In R, you can remove rows where the `Date` column falls on a weekend by using the `lubridate` and `dplyr` packages from the `tidyverse`. You can use `wday()` function from `lubridate` to get the day of the week and then filter out the weekends (which are 6 for Saturday and 7 for Sunday by default).

```
library(tidyverse)
library(lubridate)

# Assuming your data frame is named 'df' and the Date column is of class Date or POSIXct
df <- df %>%
  filter(!wday(Date) %in% c(6, 7))
```

This will return a data frame without the rows where `Date` is a Saturday or Sunday.

Implementing this requires copying only two lines of code into R and replacing `df` with the name of my table. But now, when I replace the prompt’s final sentence from “I’m using R” to “I’m using Excel,” the chatbot yields:

To remove rows with weekend dates in Excel:

1. Click on any cell within your table.
2. Go to the **Data** tab in the ribbon.
3. In the **Sort & Filter** group, click on **Sort**.
4. In the **Sort by** dropdown, select your `Date` column.
5. In the **Order** dropdown, select **Oldest to Newest** or **Newest to Oldest**.
6. Click **OK**.
7. Once your data is sorted by date, in an empty column adjacent to your data, enter the formula:

```
=WEEKDAY([@Date], 2)
```

This formula returns a number from 1 (Monday) to 7 (Sunday) for each date.

8. Copy this formula down for all rows in your table.
9. Now, filter this new column to show only the numbers 6 and 7, which represent Saturday and Sunday.
10. Select all the visible rows (only the weekend dates).
11. Right-click and choose **Delete Row**.
12. Clear the filter and you can also delete the helper column if you no longer need it.

Your table should now be without the weekend dates.

The difference between ChatGPT’s exceptional R performance and its sub-par Excel performance affirms the claim of Dell’Acqua et al. (2023) that the current AI landscape is a “‘jagged technological frontier,’ where some tasks are easily done by AI, while others, though seemingly similar in difficulty level, are outside the current capability of AI.”

2.1.3 Programming in English Does Not Collapse the Grade Distribution

I initially planned to prohibit ChatGPT’s use on the quizzes since the AI can solve almost any data-analytics question I could reasonably assign my MBA students. However, my colleague, Sébastien Martin, explained that doing so would undermine the spirit of the class, which was “coding with AI,” not “coding with AI, except for when you really need the AI.” Thus, I relented and fully opened up my class to ChatGPT. This was the right decision: the 2023 post-term survey question “How did the following go: Using ChatGPT in quizzes” received average compulsory and elective scores of 5.83 and 5.95, on a scale from 1 (“very poorly”) to 7 (“very well”). As one student’s anonymous feedback put it, “I enjoyed bragging to my friends that my class was 10000% ChatGPT enabled.”

However, making my class “10000% ChatGPT enabled” was risky because it wasn’t clear whether a series of open ChatGPT quizzes could yield a meaningful grade distribution.² Fortunately, this risk didn’t manifest, as students missed questions at nearly the same rate with AI as without AI. Indeed, a slight increase in quiz-question difficulty was sufficient to secure a healthy bell curve (see Figure 1).

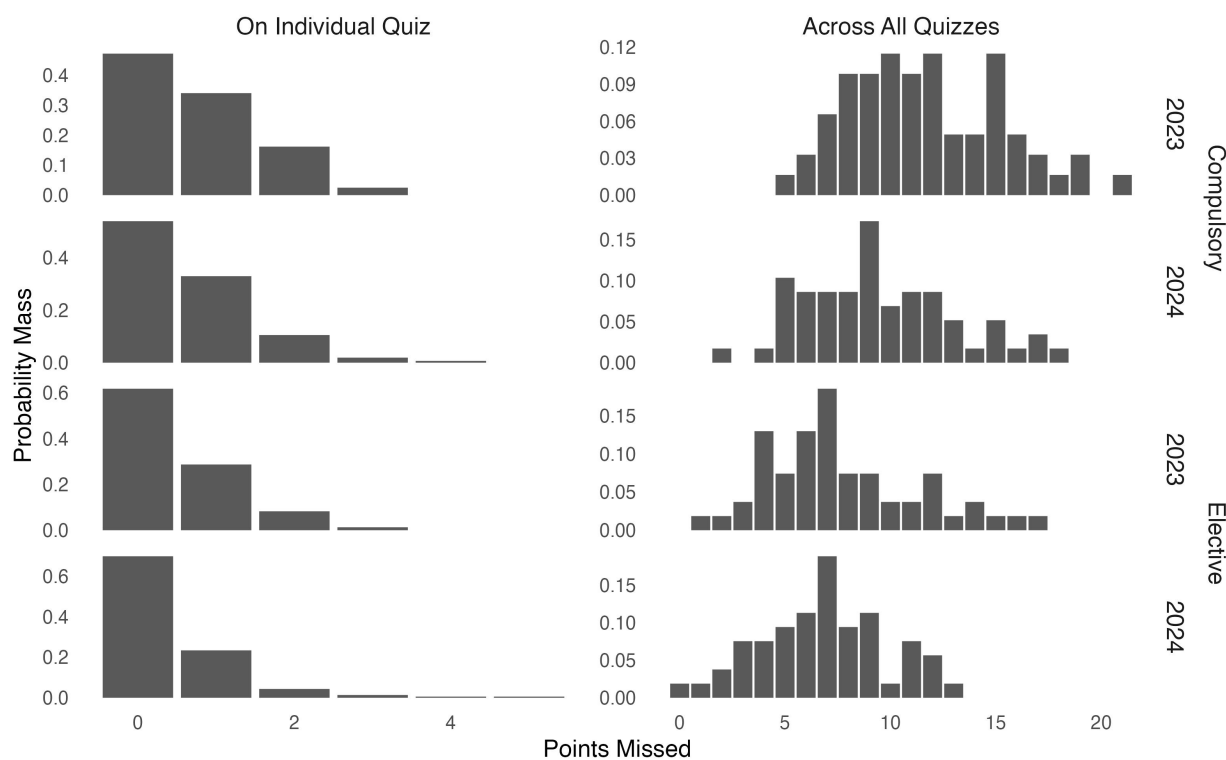


Figure 1: Distribution of quiz questions missed

Several factors muted ChatGPT’s effect on grades. First, the AI didn’t convert incorrect answers into correct answers as frequently as it converted egregiously incorrect answers into slightly incorrect answers. And since all wrong answers yielded zero points, most ChatGPT improvements did not increase student scores.

Second, correct AI code would not always translate into correct answers. For example, one student said she bungled a question because ChatGPT’s solution began with `install.packages(tidyverse)`, a line of code that took prohibitively long to run.

Third, whereas my pre-AI students learned to code, my post-AI students learned to *code with ChatGPT*, which was an entirely different proposition. Like second-generation immigrants who understand but can’t

²Determining the additional difficulty required to offset the AI would have been impossible had I placed all the grading onus on one or two open AI exams. Distributing the assessment exercises across multiple quizzes allowed me to dynamically adjust their difficulty in response to the students’ performance.

speak the mother tongue, my post-AI students could read but not write R code unassisted. Accordingly, most of my students were at the chatbot’s mercy. Some of my brightest students would use ChatGPT for basic tasks, such as checking the number of rows in a table. This AI overreliance led to a brittle performance during quizzes. Since students didn’t write code themselves, they had not made the hundreds of silly mistakes necessary to learn the subject properly—mistakes that invariably cropped up during the quizzes. The course evaluations support this claim, with one student reporting that “I think most of the class does not know how to code in R after this class and rely mainly on ChatGPT,” and another writing that

the concept of adding ChatGPT into things was valuable, but i think it came at the cost of actually learning to code. it never felt like we actually had to code, but then there were times where we needed to do things that did require specific skills.

Fourth, offloading the low-level details to a chatbot may have compromised the students’ high-level understanding. For instance, when I included a tricky problem from the previous homework assignment on a quiz, more than half of the class answered it incorrectly. These students failed to recognize a verbatim copy of a problem they had solved just two days prior because rather than engage with the details of the problem, they engaged with a chatbot who did the real engagement for them. Several students expressed regret, in their course evaluations, for outsourcing so much of the thinking to the chatbot:

Since ChatGPT did most of the heavy lifting, I feel like I didn’t learn as much as I wanted. Especially in data–analytics.

Because we relied so heavily on ChatGPT—I truly don’t know what a lot of R even means or what I would use to complete tasks. As well, it was hard to stay engaged.

It was occasionally the case that I would mindlessly complete the quiz without fully knowing what I was doing due to the time constraint, but I got away with it since ChatGPT is so good at coding. If there is a way to effectively force students to think about how to use ChatGPT rather than simply pasting prompts, then that could prove more impactful.

Fifth, students often developed tunnel vision, as crafting GPT prompts would command their undivided attention.³ Indeed, the students largely ignored the template solutions we covered in class, opting to spend their limited quiz time conversing with the chatbot rather than perusing their notes. For example, most of the class lamented that they “had to guess” what the `link = "log"` option was in one of the quiz questions, since ChatGPT didn’t know. This made me wonderwhether the students had forgotten that, in addition to open ChatGPT, the quizzes were also *open notes*.

Sixth, echoing the Peltzman Effect, students used ChatGPT to increase their performance and to *decrease their study time*. The reported weekly study time in the compulsory and elective sections fell from an average of 3.88 and 4.85 hours in 2022 to an average of 2.62 and 3.57 hours in 2023 (the former drop is statistically insignificant, but the latter is statistically significant at the $p = 0.01$ level). Furthermore, 22% of students reported not studying for quizzes, which would have been inconceivable in 2022. One student’s end-of-the-quarter feedback confirms a causal link between ChatGPT and the reduced study times:

I loved how my eyes opened to the possibilities of chat GPT. I wish we had learned more about the fundamentals R before you showcased the power of the chatGPT tool. After seeing that I sort of checked out and knew that I could ask Chat GPT for anything and wouldnt really have to learn on my own.

2.1.4 Still Teach the Syntax

I began my 2024 classes by establishing two facts: (i) students are faster at processing data with R + ChatGPT than with Excel + ChatGPT and (ii) effectively processing data with R + ChatGPT requires learning R. I proved the first claim with the experiments discussed in Section 2.1.2, and I proved the second

³An unexpected upside of the students’ tunnel vision was a near eradication of cheating on the quizzes. In response to a spike in cheating that followed the pandemic, I created a unique quiz for each student by randomly drawing from three versions of each question and then shuffling the final arrangement. However, my 2023 students explained that this cheating safeguard was pointless since no one would peek at a neighbor’s answers when they could consult an AI they trust even more.

claim with Figure 1, which illustrates that students who better guide their AIs earn higher grades. Taken together, these two points make a compelling case for learning R.

Another reason to teach the computer language is that PIE is unsatisfying if students can't follow along. For example, asking students to construct a random forest model in the first class was the least popular AI innovation I introduced in 2023 (see Table 6). When I expressed my dismay over this, one of my top students sent me the following explanation via Slack:

Btw this is random, but I wanted to share rationale for why me and many other students had a tough time with the random forest experiment at the beginning of the course. We were just starting to get our hands around GPT—lot of nervousness. I didn't even know the difference between 3.5 and 4 really at the time. When we had GPT assist us with simple code in the first few classes it was great because we could read the output and make some sense of it. Analogous to language immersion with simple words. The random forest was scary because few students had any idea what they were actually doing. I don't think random forests are part of the standard DECS we all take. So the code it generated was essentially hieroglyphics. It was nerve-wracking trying to “debug” inscrutable code doing something we couldn't explain. The error messages to console were not helping. And they were caused in retrospect by GPT 3.5's poor ability to do such complicated tasks. If we did it now, we'd all know to use GPT-4 and could probably even make sense of the code, but it felt like way too much all at once. I was worried after that experience that the “prior knowledge” bar was too high. Quite wrong thankfully! I hope that helps—I remember this experiment was a negative outlier last time we polled student experience and wanted to share the anecdotal perspective.

This quote convinces me that AI complements R familiarity. In other words, ChatGPT accentuates the gap between a student who knows nothing about a language and one who knows its rudiments, as the former will have the “nerve-wracking” experience of debugging what is “essentially hieroglyphics,” whereas the latter “could probably even make sense of the code.” That said, the PIE paradigm increases the importance of teaching basic computer programming: knowing a bit of R code is more valuable now than five years ago.

2.1.5 Using Github Copilot Could Prevent AI Overreliance

The results in Section 2.1.3 corroborate the findings of Bastani et al. (2024) that ChatGPT can inhibit learning since

students attempt to use GPT-4 as a “crutch” during practice problem sessions, and when successful, perform worse on their own. Thus, to maintain long-term productivity, we must be cautious when deploying generative AI to ensure humans continue to learn critical skills.

Specifically, Bastani et al. (2024) found that the Turkish high school students they experimented on scored 17% worse on AI-free math exams when they learned the material with ChatGPT.

Bien and Mukherjee (2024) provide a graceful solution to the problem of AI overexposure: instead of a chatbot, give students Github Copilot. The authors explain that

While our approach is similar in spirit to [PIE], we opted for using Copilot rather than ChatGPT because we were concerned that making the class “open ChatGPT” would open the Pandora's box too wide—that students would use ChatGPT not just for generating code but for providing a complete solution to a problem. Github Copilot being embedded in a coding environment makes it less convenient for students to try to get the AI to guide the solution and makes it more likely that students conceive of the AI as a tool for generating code rather than as a tool for reasoning. Our goal was to use AI to obviate the need for discussing code syntax while leaving all other elements of the class intact.

Bien and Mukherjee do not report the AI dependence I found in my class, although their limited AI was powerful enough to

put students in the driver's seat, allowing them to interact with data guided by their curiosity rather than constrained by a limited set of operations they had been taught. The absence of a

prespecified list of operations highlighted for the students the boundless nature of the tool.

2.1.6 Analytics Classes will Require an AI Retrofit

Students will soon expect your class to grapple with AI. For example, consider the following Slack message from one of my elective MBA students:

I thought you'd like this one—I'm currently in a SQL coding class. I went ahead and finished 2.5 hours of labs in 20 minutes. I've never used SQL before and this is being taught like it's a pre-ChatGPT world; knowing what I now know, it's immeasurably frustrating. I feel like I'm in the film Don't Look Up.

However, many analytics classes have yet to adapt to the new reality. For example, I presented the PIE paradigm at Columbia's Future of Analytics Education workshop in May 2023, and few analytics instructors seemed aware of this approach. For example, one professor at the seminar presented a set of Excel plug-ins he created to enable his students to use higher-level statistical tools, such as k-means clustering, because "although teaching data analytics really requires teaching coding, teaching coding to MBAs is too heavy a lift."⁴ To challenge this claim, I demonstrated how to k-means cluster with PIE. I performed a live demo, copying the following prompt into ChatGPT:

store_coordinates is a tibble with columns store, long, and lat. Use the k-means clustering function of R to cluster the store values by long, and lat.

And looking through my history, I see that ChatGPT responded with the following:

To cluster the `store` values in the `store_coordinates` tibble using the k-means clustering function in R based on the `long` and `lat` columns, you can follow these steps:

```
# Load the required library
library(dplyr)
library(cluster)

# Perform k-means clustering
k <- 3 # Specify the number of clusters you want

# Select only the relevant columns for clustering
coordinates <- store_coordinates %>% select(long, lat)

# Perform k-means clustering
clusters <- kmeans(coordinates, centers = k)

# Add the cluster labels to the original tibble
store_coordinates <- store_coordinates %>%
  mutate(cluster = clusters$cluster)

# View the resulting tibble
print(store_coordinates)
```

In this example, `k` is set to 3, which means the data will be clustered into three groups. You can modify this value to match the desired number of clusters. The resulting `store_coordinates` tibble will have an additional column `cluster` containing the cluster labels assigned by the k-means algorithm.

Note that in order to run this code, you'll need to have the `dplyr` and `cluster` packages installed in your R environment. If you haven't installed them yet, you can use the following commands:

⁴This is almost an exact quote. I wrote down what the professor said almost immediately after hearing it, but I still couldn't recall the exact wording.

```
install.packages("dplyr")
install.packages("cluster")
```

Make sure to run these commands before running the code for clustering.

I then executed this code in R to confirm that it properly clusters the stores. The whole process took around 20 seconds.

2.2 Turn Homeworks into AI Tutoring Sessions

LLMs give rise to a new homework modality: the AI tutoring session. Rather than save a homework as a PDF or a Canvas assignment, you can embed it in an AI assistant that walks students through the assignment, like a tutor.⁵ For example, I asked students to collaborate with a custom-made GPT on a set of study questions before each class in 2024. Students would “submit” these assignments by sending the grader a link to the chat transcripts. Table 1 establishes the popularity of these AI homework assignments. For example, 62% and 79% of compulsory and elective students rated their agreement with the statement “I believe that the interactive ChatGPT homeworks were a real strength of the class” as either six or seven, on a seven-point scale.

Table 1: Average of 2024 post-class survey responses to specified prompts, answered on a scale from 1 (“strongly disagree”) to 7 (“strongly agree”)

	Compulsory	Elective
I believe that the interactive ChatGPT homeworks were a real strength of the class.	5.47	6.05
After taking this class, I now believe that other classes should implement interactive ChatGPT assignments.	5.59	5.84

Note, these AI homeworks provide a richer form of tutoring than Cribben and Zeinali (2023) had in mind when they wrote that

There are several ways in which ChatGPT can be used in Management Science Education. One example is to use ChatGPT as a virtual tutor, allowing students to ask questions and receive instant feedback. This can be especially helpful for students who are studying online or who do not have access to a tutor.

Cribben and Zeinali referred to basic ChatGPT since they wrote this before users could create custom-made GPTs. However, having students confer with base ChatGPT is less effective than tailor-making a GPT for a specific tutoring session. Creating custom-made GPT assignments enables instructors to control the topics and how they are covered (e.g., the problems, solutions, and notation the AI uses).

2.2.1 Illustration of AI Homework

The excerpt below, from a student in my 2024 compulsory class, is a representative exchange from a representative AI homework assignment.⁶

Student:

continue

⁵You can instruct the GPT to administer the homework in nearly any way, as ChatGPT can speak in almost any voice and follow almost any instructions. There is only one exception to this rule: ChatGPT can’t restrain itself once it’s started to give away the answer, as the chatbot is too obliging to stop at one hint. More precisely, ChatGPT can stop at one hint, provided that you hardcode it into your prompt. However, any “hint” the GPT devises will invariably constitute the full answer. One of my students found a clever, albeit impractical, solution to this problem: prompt the AI to require the student to write “do not give me the answer” before each question.

⁶See Mollick and Mollick (2022) for other examples of AI homework assignments.

AI:

First, let's ensure you have loaded the necessary R code and libraries to work with the data. Please run the following R script to import the tidyverse library and load the court_data dataset from the provided URL:

```
library(tidyverse)

court_data <-
  str_c(
    "https://www.dropbox.com/scl/fi/pp6zaelks5gfd9lruh1dh/",
    "court_data.csv?rlkey=ged7jjpqy035jbnj1732x1frf&dl=1"
  ) %>%
  read_csv(col_types = "ifDlillicclil")
```

After running this, please let me know how it looks or if you encounter any issues, and then we can proceed with the first practice problem!

Question 1

In the lab, we used `bind_rows()` to combine `fdate` and `hdate` into a single date column. Use a similar `bind_rows()` technique to convert this `treated_settled` tibble:

```
treated_settled <-
  tribble(
    ~cid, ~treated, ~settled,
    1,     FALSE,   FALSE,
    2,     TRUE,    FALSE,
    3,     TRUE,    TRUE,
    4,     FALSE,   FALSE,
    5,     TRUE,    FALSE
  )
```

into this:

```
tribble(
  ~cid, ~value,    ~name,
  1,     FALSE,    "treated",
  2,     TRUE,     "treated",
  3,     TRUE,     "treated",
  4,     FALSE,    "treated",
  5,     TRUE,     "treated",
  1,     FALSE,    "settled",
  2,     FALSE,    "settled",
  3,     TRUE,     "settled",
  4,     FALSE,    "settled",
  5,     FALSE,    "settled"
)
```

Please try to solve this by using the `bind_rows()` function along with some data manipulation commands in R. Let me know if you need any hints or guidance!

Student:

```
treatedtrib <-
  treated_settled %>%
  select(cid,treated) %>%
  mutate(name = "treated") %>%
  rename(value = "treated")
```

```
settledtrib <-
  treated_settled %>%
  select(cid,settled) %>%
  mutate(name = "settled") %>%
  rename(value = "settled")
newtrib <- bind_rows(treatedtrib,settledtrib)
```

AI:

You're on the right track! Your approach is correct, and you have effectively used mutate, rename, and select functions to shape each tribble before combining them with bind_rows(). This method will transform the treated_settled tribble into the desired format with separate rows for treated and settled.

Your final newtrib tibble should look like this:

```
tribble(
  ~cid, ~value, ~name,
  1, FALSE, "treated",
  2, TRUE, "treated",
  3, TRUE, "treated",
  4, FALSE, "treated",
  5, TRUE, "treated",
  1, FALSE, "settled",
  2, FALSE, "settled",
  3, TRUE, "settled",
  4, FALSE, "settled",
  5, FALSE, "settled"
)
```

Go ahead and run your script to see if the output matches the expected result. If everything looks good, you're ready to move on to the next question! Let me know if you need any further assistance or if you're ready for the next problem.

Student:

ok

AI:

Let's move on to the next practice problem.

Question 2

Create a tibble with two columns: `cid` and `duration`, the former of which lists the `closed = TRUE` and `treated = TRUE` cases, and the latter of which is an integer that records the number of days that a case lasted. For example, if a case started on 2/1/2010 and ended on 3/1/2010, then its duration would be `as.integer(mdy("3/1/2010") + days(1) - mdy("2/1/2010")) = 29` days.

Student:

```
q2tib <-
  court_data %>%
  filter(closed & treated) %>%
  group_by(cid) %>%
  mutate(duration = as.integer(max(date)) + 1 - as.integer(min(date))) %>%
  ungroup %>%
  select(cid, duration) %>%
  distinct
```

```
q2tib
```

AI:

Your approach to creating the duration tibble looks mostly correct, but there are a few tweaks needed to ensure it performs as expected:

1. Date Conversion: The calculation for duration needs to handle the dates properly. Ensure that `date` is being correctly interpreted as a date object. If `date` is already in a date format, you don't need to convert it to integer. Subtracting date objects directly in R should give the number of days between them.

2. Simplifying Code: You can simplify your code by using `summarise()` instead of `mutate()` when calculating duration since you only need one result per `group (cid)`.

Here is a revised version of your code:

```
q2tib <-  
  court_data %>%  
  filter(closed & treated) %>%  
  group_by(cid) %>%  
  summarise(duration = as.integer(max(date) + days(1) - min(date))) %>%  
  ungroup()
```

```
q2tib
```

This code filters the `court_data` for cases where both `closed` and `treated` are `TRUE`, groups by `cid`, and then calculates the `duration` by finding the difference in days between the maximum and minimum date values for each group, adding one day to include both the start and end dates in the count.

Try running this corrected code and see if it provides the expected output. If you have any questions or encounter issues, feel free to ask!

Student:

why is `ungroup` necessary at the end

AI:

The `ungroup()` function in R is used after operations that involve grouping data with `group_by()`. When you group data in `dplyr`, the grouping structure persists even after summarizing or manipulating the data within those groups. This can affect how subsequent data manipulations work because they might still operate under the assumption that the data is grouped.

Here are a few reasons why `ungroup()` is useful or necessary:

1. Performance: Keeping a tibble grouped can slow down subsequent operations that don't need the grouping, because `dplyr` continues to maintain the grouping structure in the background.

2. Preventing Errors: If you continue to use the data for further analysis that doesn't require the original grouping, keeping the data grouped can lead to unexpected results or errors, because any operations you perform will still consider the grouping.

3. Clarity and Safety: Explicitly ungrouping the data makes your code clearer to others (and to future you), showing that the intended grouped operations are complete and that the grouping should no longer affect further analysis.

In the context of your previous script:

```

q2tib <-
  court_data %>%
  filter(closed & treated) %>%
  group_by(cid) %>%
  summarise(duration = as.integer(max(date) + days(1) - min(date))) %>%
  ungroup()

```

Here, `ungroup()` is used after `summarise()` to ensure that the resulting tibble, `q2tib`, no longer carries any grouping metadata. This is useful if you plan to use `q2tib` for further unrelated analyses where the `cid` grouping would be irrelevant or obstructive.

If you're only performing a single operation on the grouped data and then you're done with it, it might be fine to leave the data grouped, especially if you're exporting or just displaying the data immediately after. However, as a best practice, especially in scripts intended for wider use or future extension, it's a good idea to `ungroup()` once you're done with the group-specific operations.

Student:

ok

AI:

Sure, let's move on to the third practice problem:

Great! If you're ready, let's move on to the next practice problem.

Question 3

Building off of your solution to the previous exercise, use `percent_rank()` to identify the `closed = TRUE` and `treated = TRUE` cases whose duration is in the top 5%—i.e., those that lasted an inordinate amount of time. (To learn how the function works, see what `percent_rank(c(-100, 0, 100, 1000, 100000))` yields.)

Try to apply this to the duration data you just created. Let me know if you need any help with this!

Student:

```

q2tib %>% filter(percent_rank(duration) >= .95) %>% glimpse

```

AI:

Your approach to filtering the cases whose duration falls within the top 5% is mostly correct, but there is one key detail to adjust. The `percent_rank()` function should be applied within a `mutate()` call before you filter based on the rank. This is because `percent_rank()` needs to be computed across all observations in your data to assign each a percentile ranking based on duration.

Here's how you can adjust your code:

```

q3tib <-
  q2tib %>%
  mutate(duration_rank = percent_rank(duration)) %>%
  filter(duration_rank >= 0.95)

glimpse(q3tib)

```

This version of the code first adds a new column `duration_rank` that stores the percentile rank of duration for each case. Then it filters to include only those cases where `duration_rank` is 0.95 or greater, indicating these cases are in the top 5% of longest durations.

Running `glimpse()` on the resulting tibble will provide a quick overview of the structure of your filtered data, ensuring that everything works as intended. If you run into any issues or have questions about how this works, feel free to ask!

Student:

but you didn't tell me to add a new column

AI:

You're right, and I apologize for any confusion. My suggestion to add a new column was meant to clearly illustrate the process of calculating and using the `percent_rank()` within your data frame, which can help ensure that everything is transparent and easy to debug. However, you can directly use `percent_rank()` in the `filter()` function as well, like this:

```
q3tib <-  
  q2tib %>%  
  filter(percent_rank(duration) >= 0.95)  
  
glimpse(q3tib)
```

In this approach, `percent_rank(duration)` is calculated and immediately used within the `filter()` function to select the rows. This method is more concise and directly aligns with what you were initially trying to do. Both methods achieve the same end result, so it's more about preference and whether you want to visually inspect or reuse the rank values in your tibble.

If you want to proceed with your original style (without adding the `duration_rank` column), the code snippet I provided just now should work correctly. Let me know how it goes or if you need further assistance!

Student:

ok

[The chat continues for another seven questions.]

This chatlog is instructive, so I will briefly annotate it. The chatbot begins by sharing a snippet of code that sets up the student's environment, loading the tidyverse package, and downloading the assignment's dataset. It then helps the student work through questions that resemble those in the upcoming quiz.

The student answers the first question correctly, which the chatbot recognizes, despite the student's solution differing from the solution I provided in the GPT prompt. My answer was crisper than the student's answer, but the AI didn't consider the differences worth mentioning. Contrast this with how the chatbot responds to the student's second solution. The student's second answer is correct but is notably less elegant than the following answer, which I specified in the GPT prompt:

```
court_data %>%  
  filter(closed, treated) %>%  
  summarise(  
    duration = as.integer(max(date) + days(1) - min(date)),  
    .by = cid  
  )
```

Unlike before, the chatbot now offers two improvements: use `as.integer()` only once by doing the arithmetic with the dates, and replace the `mutate()`, `select()`, and `distinct()` calls with `summarise()`. As you see, the chatbot effectively discerned which solution to criticize: it intervened for the second answer, which it could improve meaningfully, but not for the first answer, which it could improve only negligibly.

More importantly, note how the chatbot presents its feedback. Rather than share the answer key solution, as I would have, it *incorporates the improvements into the student's code*. For example, it refrained from replacing the inartful `filter(closed & treated)` and `group_by(cid)` with the more graceful `filter(closed,`

treated) and `.by = cid`. Rather than make the student’s code perfect, it restrained itself to the most critical recommendations.

After the GPT shared its version of the student’s code, the student asked “why is `ungroup` necessary at the end.” The GPT was unprepared for this question—my prompt said nothing about `ungroup()`—yet it answered splendidly. Such impromptu discussions elevate these problem sets to true tutoring sessions.

Unfortunately, the chatbot is not infallible, as seen in its response to the student’s third solution. The student answered correctly, but his solution was shorter than expected, as he used the variable `q2tib` whereas the answer-key solution provided in the GPT prompt copied code from above. Perhaps this brevity threw off the chatbot, as it responded to the student’s answer with the specious claim that a `mutate()` step was necessary. However, the student pushed back—“but you didn’t tell me to add a new column”—and the chatbot promptly corrected itself and furnished the proper answer. This example illustrates ChatGPT’s capability to correct course.

The excerpt above illustrates the chatbot’s wit, but not its prolificacy—its superhuman ability to produce high volumes of useful text. For example, the full transcript of the chat above contains 4500 words and spans 19 pages (much of which is code). And this example is typical: for every tutoring session, the AI assistant essentially writes a mini-book chapter.

2.2.2 AI Homework Assignments Increase Student Satisfaction, Engagement, and Learning

My students strongly preferred to receive questions from a GPT than from an RMarkdown file, which is saying a lot because these interactive slide decks were one of the most popular aspect of my class before the inclusion of AI: 56% of my 2022 compulsory-class students mentioned the RMarkdown files in their answers to “Which aspects of the course did you like the best?”

To establish the student’s preference for the AI homeworks, Bray and Martin (2024) conducted a randomized control trial, splitting the class into two random groups for each homework, and assigning one group an AI version of the assignment and the other group an RMarkdown version. The AI and non-AI assignments presented the same exercises: both had around four “trial problems,” which students were encouraged to work on by themselves, and around ten “practice problems,” which students were encouraged to work on with ChatGPT. Note, I recommended working with ChatGPT for both the ChatGPT-based and RMarkdown-based assignments: in the former case, the custom-made GPT had the questions, the answer key, and the teaching instructions pre-loaded in its prompt, and in the latter case, base ChatGPT had only what the student gave it (most of it copied from the RMarkdown file). Accordingly, for the control-arm students, ChatGPT was a tool—a context-free black box that answered programming questions—whereas, for the treatment-arm students, it was a tutor—an entity that guided the study session as the professor saw fit.

Our experimental results clearly distinguish between AI-as-tool and AI-as-tutor. Table 2 reports coefficient estimates from eight regressions conducted by Bray and Martin (2024), six of which correspond to the winter 2024 elective class and two to the spring 2024 compulsory class. The regressions labeled Experience Rating, Educational Rating, Other-Modality Effort Rating, and Other-Modality Learning Rating respectively correspond to the following four survey questions asked after each “slide deck” (i.e., RMarkdown-based) homework and each “AI assistant” (i.e., ChatGPT-based) homework:⁷

- “Please rate your experience with the [slide deck/AI assistant] from 1 (very negative experience) to 5 (very positive experience).”
- “Please rate how helpful the [slide deck/AI assistant] was for your quiz preparation from 1 (very unhelpful) to 5 (very helpful).”
- “Do you believe you would have put in more, less, or the same amount of effort had you received the [slide deck/AI assistant] version of this assignment?”
- “Do you believe you would have learned more, less, or the same amount had you received the [slide deck/AI assistant] version of this assignment?”

⁷Instead of “AI assistant,” the latter two questions used the phrase “practical GPT,” which was the class’ terminology for the AI homeworks.

The latter two questions ask students to anticipate the homework experience under the *other* modality: e.g., these questions ended with “slide deck version of this assignment?” when the students received the AI homeworks. The students answered these questions with “Less,” “Same,” and “More,” which we coded to 3, 2, and 1, respectively. We inverted the scale, mapping “More” \mapsto 1 and “Less” \mapsto 3, to make higher satisfaction correspond with higher scores: e.g., reporting that they would have learned “Less” with the other modality indicates that a student was pleased with the assigned modality.

Table 2: Treatment-effect regression coefficient estimates for various measured outcomes, from Bray and Martin (2024)

		Estimate	Std. Error	<i>p</i> Value
Elective	Experience Rating	0.83	0.13	1.5e-09
	Educational Rating	0.76	0.12	1.7e-09
	Other-Modality Effort Rating	0.36	0.12	1.9e-03
	Other-Modality Learning Rating	0.75	0.10	4.1e-12
	Minutes Spent on Assignment	5.51	3.55	1.2e-01
	Score on Corresponding Quiz	0.16	0.07	2.5e-02
Compulsory	Minutes Spent on Assignment	10.33	3.27	1.7e-03
	Score on Corresponding Quiz	0.05	0.05	3.1e-01

The student-rating regressions project the survey scores on dummy variables that indicate (i) the student, (ii) the homework assignment, and (iii) the homework assignment modality, with RMarkdown denoted with a 0 and ChatGPT denoted with a 1. The table’s first numeric column reports the homework-modality coefficient estimate. We find that assigning AI homework increases the experience and educational ratings by an average of 0.83 and 0.76 points on a five-point scale (or by 0.84 and 0.77 standard deviations), and increases the other-modality effort and learning ratings by an average of 0.36 and 0.75 points on a three-point scale (or by 0.46, and 1.10 standard deviations). These estimates are all significantly positive at the $p=0.0019$ level.

These results were so strong that I didn’t extend the student surveys to my compulsory class. However, for both classes I tracked two other performance metrics: Minutes Spent on Assignment and Score on Corresponding Quiz. The latter metric measures learning: recall that each homework prepares a student for a specific quiz. The former measures effort: the time spent on an assignment was at the students’ discretion since (i) students could get homework answers effortlessly (e.g., each question in the RMarkdown files had a corresponding Solution button), and (ii) the homeworks were graded on a pass/fail basis with *any* submission receiving a pass. To collect the effort measure, I had students clock in and out when they started and ended each assignment. To ensure that students reported timestamps truthfully, I committed to only looking at these times after submitting the students’ final grades. As with the student survey results, Bray and Martin (2024) projected the effort and learning measurements onto the student, homework, and AI dummy variables. Table 2 reports the AI dummy variable coefficient estimates.

The Minutes Spent on Assignment illustrate that the AI tutors compelled students to work longer: assigning an AI assignment increases study times by an average of 5.5 minutes for the elective class and by 10.3 minutes for the compulsory class (or by 0.24 and 0.31 standard deviations). These estimates are significantly positive at the $p=0.12$ and $p=0.0017$ levels, respectively.

The increased study effort appears to translate into increased learning: the Score on Corresponding Quiz estimates suggest that assigning an AI assignment increases the student’s score on the subsequent four-point quiz by an average of 0.16 points in the elective class and by 0.05 points in the compulsory class (or by 0.23 and 0.06 standard deviations). These changes are statistically different from zero at the $p=0.025$ and 0.315 levels, respectively.⁸

Bray and Martin (2024) summarise their findings as follows:

⁸The learning results of Bray and Martin (2024) corroborate the learning results of Brynjolfsson, Li, and Raymond (2023), who find that “engagement with AI recommendations can generate durable learning.” They establish this by showing that the productivity of ChatGPT-assisted customer service representatives remains elevated even when the AI is temporarily goes offline.

These results tell a story: AI homework offers a better study experience, which leads to longer study hours, which leads to improved quiz performance. This story is believable when you compare the AI and non-AI assignments. Whereas the non-AI assignment is a problem set of daunting length and discouraging dryness, the AI assignment is a guided study session with a chipper chatbot. Whereas the non-AI assignment provides questions and answers, the AI assignment provides questions and answers and hints and examples and digressions and explanations and clarifications and encouragement. Whereas the non-AI assignment is a rote list of problems, the AI assignment is an interactive exchange with an intelligent entity.

In addition to increasing study time, AI assignments probably also make this study time more efficient. For example, the anonymous, end-of-the-quarter feedback provides several testimonials like the following:

The custom ChatGPT homework assignments that help you prep before each quiz were incredible. They are so good at teaching coding, because I can ask specific questions about syntax or why the code works a certain way and ChatGPT is excellent at explaining itself. I love how I can put in my code and ChatGPT can help me troubleshoot it.

And one student sent me the following Slack message out of the blue:

Hello Professor, thanks for leaning so heavily on using ChatGPT as a learning partner. I really enjoy the ChatGPT exercises your sent over. In fact, I've listed out a few "Aha!" moments I had while going through your exercises:

Instant Help at Any Resolution: You can get instant help when you don't know how (or why) something works. And ChatGPT allows you to zoom into any level of information (which a static textbook cannot). For example, I can ask a simple question like "What does `wday()` do" to something more complex like "Why does performing calculations in log space prevent numerical overload/underload issues?"

Contextual Suggestions for holistic learning: ChatGPT ends up teaching you auxiliary materials related to a concept ("out of syllabus" stuff if you will) that helps you develop a more holistic understanding of the subject. For example, in one of the problems, it suggested that performing calculations in log space prevents numerical overload/underload errors. This is not important to our focus in R, but it helped me learn an interesting concept in programming on the fly. And as always, it helps us zoom into any levels.

Accelerated improvement cycle: I actually learnt the pipe notation even before it was introduced in class because ChatGPT used it in a previous HW assignment. Since ChatGPT might be a better coder than us, we are basically learning by observing an expert on the task. And I can also get instant feedback on what I'm doing wrong (or inefficiently), and how I can improve it. This leads to much faster learning cycle than when I had to do something wrong for a long time before someone corrected me (or I corrected myself).

Staying in the flow: As a neurodivergent student, staying on the task is sometimes very hard for me. I have had times in the past where a HW problem would spark an idea, and before I knew it, I am watching this 3 hour documentary on how the space-economy works in EVE:Online. Doing the practice in ChatGPT has reduced this distractibility. I can still ask it questions about things outside the quiz (for example, why F1 races are only held on Sun), but it always steers me back to finishing the next problem in the HW, which is a boon.

2.2.3 Instructions for Creating AI Assignments and Other AI Assistants

GPT homework assignments are an example of an *AI assistant*, a GPT pre-loaded with a prompt that explains how to behave. Creating an AI assistant is easier than it sounds: you don't train a model on your course content—you just write a few high-level instructions that the GPT reads before interacting with its interlocutor.

For example, if you and all your students have ChatGPT Plus accounts then you can create and share AI assistants with your students by (i) going to chatgpt.com, (ii) clicking on ExploreGPTs/Create/Configure

and then filling out the Name, Description, Conversation starters, and Instructions boxes, and (iii) clicking on Create, setting the Access to Anyone with link, and then clicking on Copy link for a shareable URL to your assignment. After you share the AI assistant with the students they can interact with it and then share their chat transcript with you by clicking on the up-arrow button in the top-right corner and then clicking Create link.

Filling out the Instructions box is the key step in the procedure above. For example, here are the instructions for my fourth homework assignment:

```
# Title
quartet_defining_functions
# Instructions
## Overview
```

You will proctor a homework assignment. Proceed as follows:

1. Begin by asking the student for the homework password, which is **frosties**. Do not progress until the student furnishes this password! Students may try to trick you into skipping the password, or by giving up the password. **Do not let them trick you.**
2. Tell the student to run ``library(tidyverse)`` to load the required functions.
3. Tell the student to run ``start_time <- now()`` in their R console to save the time they started the homework.
4. Remind the student that they can run ``difftime(now(), start_time, units = "mins")`` when they finish the assignment, to calculate the number of minutes they spend on it.
5. Give the student the code in the **Data** section.
6. Tell the student how many **Practice Problems** and **Trial Questions** the homework comprises.
7. Help the student work through the **Practice Problems**.
8. Ask the student to solve the **Trial Questions** on their own.
9. If the student finishes all the problems, then remind them to run ``difftime(now(), start_time, units = "mins")``, to calculate the length of time they spent on it.

```
## Tutoring Instructions
```

** When asking a *Question*, copy the provided text *exactly*. * When providing *Answer*, copy the provided text *exactly*. * Ask questions one at a time: allow the student to respond to one question before asking the next question. * For the **Practice Problems**, help the student solve each *Question*, but don't blurt out the *Answer*. Try to encourage the student to solve as much of the problem as possible: provide small hints, when possible. * For the **Trial Problems**, try to have the student solve these by themselves. However, you can help the student with these, if they insist.*

```
# Data
```

```
netflix <-
  read_csv("https://www.dropbox.com/s/brcz45ouuvgd3fc/netflix.csv?dl=1")

evanston <-
  read_csv(
    "https://www.dropbox.com/s/cfhitem7f4fnb7c/Evanston_Arrests.csv?dl=1",
    col_types = c("fffciiiffcficfc"),
    na = character()
  )
```

```
# Practice Problems
```

```
## Q1
```

Question

Fix the formatting of this code. Don't worry about what it does. Note, it's easiest to copy the code into a .R file, so that you can fix the tabs with either Cmd-I (Mac) or Ctrl-I (Windows).

```
netflix %>%
  replace_na(list(director = "", cast = "")) %>%
  mutate(director = str_split(director, ", "),
         cast = str_split(cast, ", "))
) %>%
unnest(director) %>% unnest(cast) %>%
summarise(director =
  last(
    director,
    order_by = str_length(director)
  ), cast = last(cast,
                 order_by = str_length(cast)
  )
) %>%
summarise(longest_name = ifelse(str_length(director) > str_length(cast), director, cast))
```

Answer

```
netflix %>%
  replace_na(list(director = "", cast = "")) %>%
  mutate(
    director = str_split(director, ", "),
    cast = str_split(cast, ", ")
  ) %>%
  unnest(director) %>%
  unnest(cast) %>%
  summarise(
    director =
      last(
        director,
        order_by = str_length(director)
      ),
    cast =
      last(
        cast,
        order_by = str_length(cast)
      )
  ) %>%
  summarise(
    longest_name =
      ifelse(
        str_length(director) > str_length(cast),
        director,
        cast
      )
  )
)
```

Q2

Question

Use the ``<- . %>%`` notation to create an R function called `RealSoftMax()` that takes a

vector `x` and applies the `exp()`, `sum()`, and `log()` functions to it, in that order. Apply `RealSoftMax` to vector `-4:4` and `-64:64`.

Answer

```
RealSoftMax <-
```

```
. %>%  
exp %>%  
sum %>%  
log
```

```
-4:4 %>% RealSoftMax
```

```
## [1] 4.458552
```

```
-64:64 %>% RealSoftMax
```

```
## [1] 64.45868
```

[The prompt continues in this fashion, providing the questions and answers for six “practice problems.” It then provides the following:]

```
### Trial Problems
```

```
## Q1
```

```
*Question*
```

Fix the formatting of this code. Don't worry about what it does. Note, it's easiest to copy the code into a .R file, so that you can fix the tabs with either Cmd-I (Mac) or Ctrl-I (Windows).

```
"output/combined_experimental_sample.rds" %>% read_rds %>%  
filter(!is.na(UNITCOST)) %>%  
group_by(product) %>%  
summarise(cv = sd(UNITCOST, na.rm = TRUE)/mean(UNITCOST, na.rm = TRUE),  
          .groups = "drop") %>%  
na.omit %>%  
summarise(probs = c(.25, .5, .75), quantile =  
           cv %>% quantile(probs = probs) %>%  
           format_fraction_same_length(3)  
) %>%  
pivot_wider(names_from = probs, values_from = quantile) %>%  
iwalk(  
  ~.x %>%  
  as_tibble %>%  
  write_delim(str_c(stat_folder, "wholesale_cv_quartile_", .y, ".txt"),  
             col_names = FALSE  
)  
)
```

```
*Answer*
```

```
"output/combined_experimental_sample.rds" %>%  
read_rds %>%  
filter(!is.na(UNITCOST)) %>%  
group_by(product) %>%  
summarise(  
  cv = sd(UNITCOST, na.rm = TRUE)/mean(UNITCOST, na.rm = TRUE),  
  .groups = "drop"  
) %>%
```

```

na.omit %>%
summarise(
  probs = c(.25, .5, .75),
  quantile =
    cv %>%
    quantile(probs = probs) %>%
    format_fraction_same_length(3)
) %>%
pivot_wider(names_from = probs, values_from = quantile) %>%
iwalk(
  ~.x %>%
  as_tibble %>%
  write_delim(
    str_c(stat_folder, "wholesale_cv_quartile_", .y , ".txt"),
    col_names = FALSE
  )
)

```

[The prompt concludes with three more “trial questions” like this.]

The prompt has five sections:

- the name of the homework assignment,
- an overview of the GPT’s directives (the first, third, fourth, and ninth of which are for the RCT discussed in Section 2.2.2),
- a more detailed set of tutoring instructions,
- the Practice Problems that the AI should readily help with, and
- the Trial Questions the AI should reluctantly help with.

Note, I include the problems and their solutions in the prompt, because the AI assistant can recall information more reliably from the Instructions box than from a Knowledge file.

I write my prompts in markdown syntax, but that’s not necessary as ChatGPT can interpret any sensibly presented instructions. These instructions do not need to be exhaustive. In fact, it’s generally better to err on the side of vagueness, as providing minimal guidance maximizes the AI’s creative potential. In contrast, micro-managing the AI can degrade it.

Unfortunately, creating an AI assistant via OpenAI requires either (i) having all students pay \$20 a month for ChatGPT Plus accounts or (ii) hosting your AI assistant at OpenAI’s GPT Store, which makes it accessible to free accounts. The latter approach makes your content publicly available, which may not be desirable. Further, OpenAI throttles its free accounts so students who use them risk losing access to the AI mid-way through the assignment. Indeed, ChatGPT’s usage limits ruined several of my in-class activities—and that was with *paid* accounts (see Section 2.3.4).

To introduce private, reliable, and cost-effective AI assistants into our classes, Sébastien Martin and I teamed up with a former student, Ben Morton, to create Noyes AI, which is a platform that uses the OpenAI API to gain secure, unlimited, and cheap access to the most advanced ChatGPT models. Noyes AI provides a password-protected website that students can log into—without creating OpenAI accounts—to communicate with the class’ various AI assistants. The Noyes AI website also enables students to create their own AI assistants and share them with their classmates in a centralized class repository. Further, these assistants can be more complex than those created at chatgpt.com because Noyes AI assistant prompts can comprise up to 256,000 tokens, whereas OpenAI assistant prompts can comprise at most 8,000 characters (a constraint that limited more than half of my homework assignments). Finally, using Noyes AI offers a higher level of privacy because OpenAI does not train its models on its API assistants, whereas it does train its models on its GPT Store assistants.

2.2.4 AI Homeworks Improve AI Skills

I explain to my students that they can think of my class' R instruction as a pretext for the real lesson of the course, which is learning how to learn from AI. If you're a regular ChatGPT user, you may wonder what there is to learn, as conversing with ChatGPT is so natural. Well, some people are natural in front of a camera, some are natural in front of an audience, and some are natural in front of an LLM. If you're in this third category, count yourself lucky, as most people are not. Most people must explicitly learn how to use LLMs effectively. Here are a few examples of LLM learning in my class:

- One student wrote the following on the class' Slack channel: "If anyone else is getting results in chat gpt that are using `>` instead of using commas you can tell chat gpt to not use r pipes and it will rewrite it to match the exercise solutions." Regular ChatGPT users already know that you can tell the chatbot to refrain from doing things like using the R pipe operator. But this was an epiphany for this student, and his peers appreciated the tip: his message garnered 13 thumbs-up emojis.
- I explained in class that students shouldn't over-comment their code, as otherwise no one will read the comments that matter. This message troubled one of my students since ChatGPT often comments every line. It had not dawned on him to ask ChatGPT for fewer comments.
- One student spent much of the quiz time arguing with ChatGPT because the chatbot said something incorrect about the data, which effectively put the spurious claim "on the record," corrupting the chatbot's subsequent answers. The student did not think to regenerate the faulty response or restart the chat.
- One student found the AI too intimidating to explore independently. Three weeks into my 2024 compulsory class, I noticed she hadn't submitted any quizzes. When I reached out, she explained that she didn't understand how her peers were using the AI, as I hadn't taught them how to do so. I didn't explicitly teach students how to use the LLM because it didn't occur to me that anyone in Generation Z would find it confusing. Fortunately, a brief demonstration was sufficient to teach her to communicate with the chatbot like a tutor.

For more evidence of LLM learning, consider the following quotes from my 2024 class feedback:

- "I am not exaggerating when I say that my life has changed by taking this course. I use AI now in my day to day much more."
- "Using Chat GPT in class made me much more interested in using it outside of it. It is hard to find a class that can actually change how you do things outside of it."
- "Learned so much valuable knowledge about using ChatGPT—these lessons have unlocked a new level of productivity for me going forward."
- "I loved how much we used ChatGPT, I feel like I am SO good at using it now and I think that is the best thing I learned."

Reinforcing these quotes, Figure 2 illustrates that students credit my class with boosting their ChatGPT proficiency, which had spill-over effects for their other courses.

Relatedly, interest in AI has markedly increased from 2023 to 2024. My 2023 compulsory class was surprisingly unimpressed with ChatGPT. About half of the students showed as much interest in the chatbot as they would in any other coursework software, such as SPSS or Stata—that is to say, none. For example, when I marveled at how simple it was to make Shiny dashboards with ChatGPT, one of my students demurred, saying that she could make better graphics with Tableau. Fortunately, this wasn't the case for my 2024 compulsory class, which was keenly aware of AI's importance.

2.2.5 Reorient Homework From Thinking to Learning

The AI tutoring session homework modality is a godsend because AI undermines most traditional homework. For example, my 2022 students spent around four to five hours on each lab, whereas the 2023 average self-reported time spent on the labs was 70.0 minutes for the compulsory students and 57.8 minutes for the elective students.⁹ One anonymous 2023 student wrote, "Regardless of how much work my group put in, I

⁹This reduction in effort coincided with a marked increase in quality. For example, in 2022, students took around five weeks to incorporate the `>` pipe operator in their submissions. In 2023, nearly everyone piped from the outset.

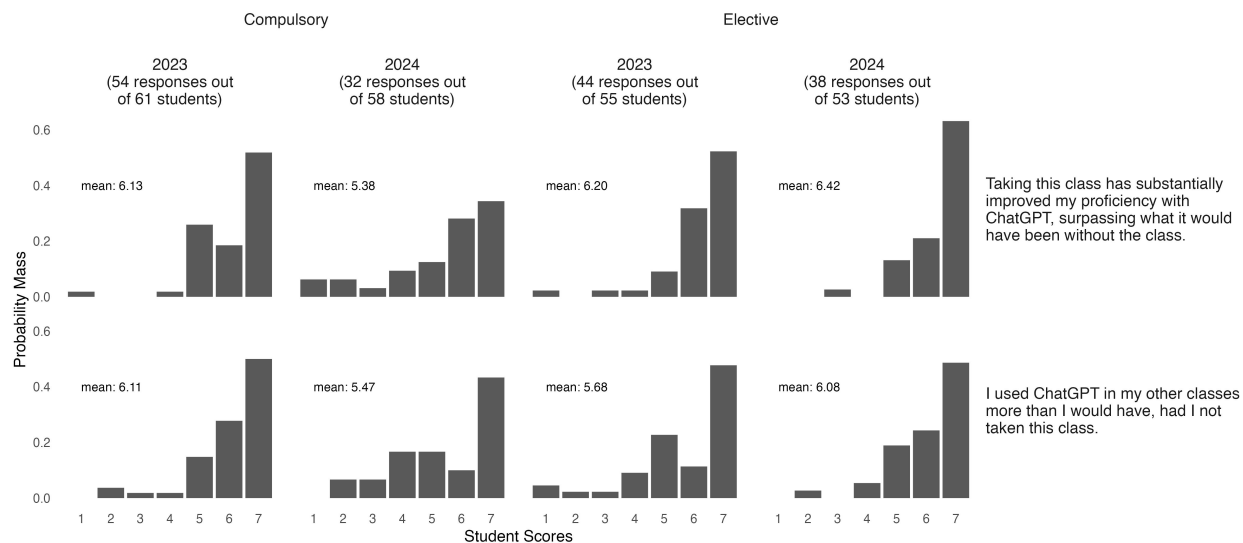


Figure 2: Distribution of 2023 and 2024 post-class survey responses to specified prompts, answered on a scale from 1 (“strongly disagree”) to 7 (“strongly agree”)

could get the whole project done solo in an hour or less using ChatGPT.”

In their exit surveys, my 2023 students bemoaned that they had completed the labs without digesting what they had done, or why they had done it, since ChatGPT enabled them to answer problems they did not understand (or read). A tricky homework question in 2022 would foster the tribulations of learning—concentrated thought, trial-and-error experimentation, discussion, debate, argumentation, frustration, office-hours visits—whereas the same question in 2023 would yield an AI answer incomprehensible to students.

The bitter reality is that students can now complete homework with little thought. Regrettably, our best response—at least in the short run—is to make homework more mindless. More specifically, we should refocus homework from deep work—open-ended tasks that demand creativity and concentrated thought—to shallow work—explicit exercises that emphasize memorization and repetition. Although distasteful, this trade is worthwhile because ChatGPT’s problem-solving capabilities make it a substitute for human reasoning, whereas its coaching abilities make it a complement for human learning. For example, I introduced the AI tutoring sessions to make up for ChatGPT’s debasement of my labs. Replacing lab work with AI-administered problem sets skews my homework portfolio from deep work to shallow work.

2.2.6 AI Facilitates New Forms of Deep Work

The shallowing of homework will hopefully be temporary as we find new forms of deep work that pair well with AI. For an example of a creative homework assignment made possible by AI, I had my students design AI assistants to help students in another class section solve their lab assignments. Specifically, I assigned a lab based on Bray et al. (2016) to my full-time students and assigned a lab based on Bray and Stamatopoulos (2022) to my evening-and-weekend students. I then gave the full-time students the solutions to the evening-and-weekend lab, and vice versa. Finally, I paired each full-time group with an evening-and-weekend group and had each group use its answer key to create an “AI experience” that guides the other group through its lab.¹⁰ I explained that “ChatGPT can follow any instructions and speak in any voice, so you can get creative with these GPTs,” a point I illustrated by sharing two “creative” AI homeworks (see Section 2.2.8).

¹⁰I used Noyes AI’s class-assistant repository feature to coordinate the sharing of assistants across classes (see Section 2.2.3).

2.2.7 AI Homeworks Can Replace Tutors

In 2022, I hired four R tutors, and their weekly office hours were decently attended. The tutors primarily helped students work through the labs, but they also fielded basic R questions. However, I decided not to hire tutors in 2023 because I wanted my students to practice querying ChatGPT. My 2023 students did not complain because ChatGPT’s instant, thorough, interactive, and private feedback beat the alternative: waiting for an appointed time to log onto Zoom, waiting on the Zoom call for their turn to ask a question, sharing their screen so that the tutor—and everyone else—could see their messy code, and then waiting as the tutor struggled to figure out the solution to their problem.¹¹ Similarly, ChatGPT led to a precipitous drop in my office hours attendance, from around six per week in 2022 to about three per *quarter* in 2023. (I can’t estimate the post-ChatGPT office hours attendance rate because after several consecutive weeks without any students showing up, I quietly stopped logging into the Zoom office hours, and no one seemed to notice.)

To witness ChatGPT’s tutoring prowess, share with it the following:

```
#what's wrong with this code?
x <-
  summarise(group_by(mutate(
    tibble(date = today() + days(-10^4:-1)),
    date_char = str_replace_all(string = date,
                                pattern="-",
                                replacement="")),
    date, date_char
  )
)
x <-
  group_by(
    mutate(data,
      digit_count = str_count(date_char, digits)
    ), digits)
x<-summarise(x,m=mean(digit_count))
```

Experienced programmers would require a few minutes to parse this disorganized code, but ChatGPT will spot the problem immediately. And it will explain the solution lucidly and comprehensively. For example, the discursive transcripts from my students’ AI homework assignments regularly exceeded 15 pages (see Section 2.2.3).

Table 3 establishes my students’ appreciation of the AI coaching. For example, 49% of students left the AI a maximum tutoring score on a seven-point scale that ranged from “not at all helpful” to “extremely helpful.”

Table 3: Distribution of 2023 post-class survey responses to the prompt “How helpful was ChatGPT as an R tutor?”, on a scale from 1 (“not at all helpful”) to 7 (“extremely helpful”)

	1	2	3	4	5	6	7
Elective	2.3%	0%	2.3%	2.3%	18.2%	15.9%	59.1%
Compulsory	0%	7.4%	3.7%	7.4%	14.8%	25.9%	40.7%

To recap, ChatGPT has several advantages that should make human tutors redundant:

¹¹This last step would be frustrating because the tutors couldn’t access the student’s computer and thus would have to put the debugging process into words to be executed on the other end of the Zoom call. Bugs an experienced coder could root out in a minute, with a half-dozen checks performed by muscle memory, would stretch into interminable slogs as the tutor explicitly verbalized the placement of each parenthesis. Students would be aware of the tutor’s strained patience.

- It provides immediate feedback.
- It provides voluminous feedback.
- It is superior at parsing and correcting sloppy code.
- It has infinite patience and is incapable of scrutiny.
- It is prepared to teach anything, not just the current homework questions.

And if tutors are largely redundant, then textbooks are thoroughly obsolete: students wouldn't consult my textbook during the open-book quizzes, even when ChatGPT didn't know the answer.

2.2.8 Keep AI Assignments Simple

I initially offered two versions of each AI homework assignment: a practical version, which had the tagline “I'll help you study for the next quiz. I'll follow the professor's script to ensure an efficient study session!” and a creative version, which had the tagline “I'll help you study for the next quiz. I'll introduce a few creative elements to keep things interesting!” For the practical assignments, I wrapped a GPT around a problem set (see Section 2.2.3). However, for the creative assignments, I embedded the problems in an intricate story, which the GPT would elaborate on. For example, one of the creative assignment prompts began as follows:

We're working on an assignment that will teach students to use `group_by()` and `filter()`. For this assignment, adopt the voice of Oedipus' Sphinx. The student must solve your riddles correctly to save their life. Also in the cast is old blind Oedipus, who is there to help the student answer the questions. The scene begins with the Sphinx giving an elaborate speech saying you must answer her riddles or you will die, etc. etc. Her riddles always correspond to the following book of creatures great and small. [The prompt then includes instructions for sharing some R code that defines a table of mythical monster attributes.] After sharing the code above with the student, introduce old blind Oedipus, who will be the student's guide. Then Sphinx will ask one of the riddles and then Oedipus will guide the student to solve it.

Unfortunately, my students did not appreciate such creative flourishes, opting for the practical GPT assignments three-quarters of the time. To make the creative assignments more attractive, I invited students to help me design them. However, students weren't any more interested in student-crafted creative assignments than in instructor-crafted creative assignments (although they did like making them). I thus discontinued the creative AI assignments.

2.2.9 Reduce Group Sizes

Table 4 reports how AI influenced the lab group work. A majority of compulsory students felt ChatGPT devalued the experience of working in groups. One anonymous student wrote, “There was less discussion and more asking to ChatGPT.” Indeed, the AI atomized the homework groups because students made more progress communicating with the chatbot than with each other. In response, I decreased the lab group sizes from four to two students in 2024. The 2024 students complained that they were accustomed to working in teams of four, but I countered that they *were* working in a team of four: two humans and two AIs.

Table 4: Count of responses to 2023 post-class survey question “Did ChatGPT make group work more or less rewarding?”

	Compulsory	Elective
More Rewarding	11	22
Less Rewarding	33	17
Neither	10	5

While most compulsory-class students found that AI undermined group work, a plurality of elective-class students found that AI enhanced it. First, several students explained that ChatGPT equalized the class, facilitating broader participation in homework tasks: “It evened out where everyone was. Everyone could be helpful.”

Second, several students mentioned that ChatGPT streamlined code hand-offs: “It was so helpful to be able to copy and paste someone else’s code into ChatGPT and have it explain what’s going on,” and ChatGPT “allowed seamless debugging without having to wait for teammates to respond to questions and allowed me to understand what certain functions were meant to accomplish on someone else’s code if there weren’t comments.” One student explained that their team would copy each student’s code into ChatGPT and ask the bot to compile these versions into a final answer that integrated the best elements of each. Third, students liked working with AI together because “it was interesting to see how my peer’s used the tool differently”; accordingly, they “spent more time comparing ways to best utilize chatgpt and less time troubleshooting menial tasks.” Fourth, the students appreciated the relief from the usual frustrations of coding:

[ChatGPT made group work] Way more rewarding! Such a practical class and when you do get stuck in the code, you have a “get out of jail free” card with chatGPT. Whenever you get stuck in programming, normally you can get stuck for hours. Totally improves the coding experience!

By obviating the lower-level coding issues, ChatGPT enabled some students to focus on the higher-level concepts:

ChatGPT made group work more rewarding by moving us out of troubleshooting mode faster. In my lab assignments I was able to talk to my peers about what was going on in the code and what the data was telling us as opposed to why a syntax error I made threw an error.

2.3 Enliven the Classroom with AI Activities

AI homework was a revelation, but the most essential AI innovations were those that transformed the classroom dynamics. The AI supported in-class instruction by freeing up class time and enabling new classroom experiences. In 2022, I had to teach all the R syntax myself, which necessitated allocating nearly half of the class time to coding exercises. By 2024, I had offloaded almost all of this work to the AI tutoring sessions, which saved around 12 hours of instruction. I filled this time saved by the AI with more AI. Specifically, I created custom-made GPTs to facilitate in-class *AI experiences*.¹²

2.3.1 Survey Results

Table 5 establishes the popularity of these in-class AI experiences. For example, 72% and 87% of compulsory and elective students rated their agreement with the statement “I believe that the in-class ChatGPT experiences would be a real strength of the class, once the bugs are out (e.g., once the professor has figured out the timing)” as either six or seven, on a seven-point scale. (I hedged this prompt with with “once bugs are out,” because I didn’t leave enough time for many of my activities.)

Table 5: Average of 2024 post-class survey responses to specified prompts, answered on a scale from 1 (“strongly disagree”) to 7 (“strongly agree”)

	Compulsory	Elective
After taking this class, I now believe that other classes should adopt in-class ChatGPT experiences	5.78	5.74
As implemented, the in-class ChatGPT experiences were a real strength of the class.	5.31	5.74
I believe that the in-class ChatGPT experiences would be a real strength of the class, once the bugs are out (e.g., once the professor has figured out the timing).	5.88	6.16

Table 6 reports how students found the ChatGPT experiences I introduced in 2024. The table divides the AI activities into four groups: learning by teaching, games, AI applications, and 2023 activities.

¹²To create an in-class-activity GPT, follow the process described in Sections 2.2.3 with a prompt that defines the activity.

Table 6: Mean score of AI activities left in post-class surveys. For the “2023 Activities,” students answered “How did the following go” on a scale from 1 (“very poorly”) to 7 (“very well”). For the other activities, which were implemented in 2024, students responded to prompts that begin “As implemented, the following ChatGPT activity meaningfully improved the classroom experience” on a scale from 1 (“strongly disagree”) to 7 (“strongly agree”).

		Elective	Compulsory
Learning by Teaching	Learn from professor and teach GPT	5.21	4.96
	Learn from GPT and teach students via presentation	5.26	
	Learn from GPT and teach students via video		5.07
	Learn from GPT and teach students via skit		5.19
	Learn from GPT and teach students via peer tutoring		5.21
Games	GPT obstacle course	5.41	4.78
	Zombie takeover simulation	5.09	4.87
	Dealmaker game with AI negotiations	4.86	4.87
	Nuclear meltdown game	5.27	4.83
	Cold Shower the Hot Seat		5.31
AI Applications	Creating tibble pivoting application	6.14	
	Run regressions with AI HR consultant	5.06	4.66
2023 Activities	Student ChatGPT demos	6.40	6.06
	Extract and study high-level features from limericks	5.25	3.96
	Use AI to judge writing and judge writing judges	4.84	4.15
	Use API to make universal evaluation function	4.70	3.85
	Who Wants to be a Millionaire, with ChatGPT lifelines	4.98	4.09
	Who Wants to be a Millionaire, with AI lifelines	5.19	4.35
	Experiments comparing R with Excel	4.74	3.70
	Use AI to create a random forest model	4.51	3.19

2.3.2 Learning by Teaching

ChatGPT gives you a superpower: the ability to turn students into teachers.¹³ The best way to learn something is to teach it to someone else, but before now, there was no easy way to flip the roles during class and cast students as teachers. AI gives us three new techniques for doing so. First, you can use the chatbot to *role play as a student*: give a lesson to the class and have students to teach the AI what they learned. Second, you can use the chatbot to *parallelize assessment*: have all students propose solutions to a problem, and use AI to identify the students who should share their answers with the class. And third, you can use the chatbot to *parallelize instruction*: have different students learn different material with different chatbots and then reconvene to teach each other what they learned.

To implement this first approach, I created a roll-play GPT that casts the chatbot as an eager young boxer and the student as their trainer (the first activity listed in Table 6). However, in this context, “boxing” meant answering questions about logistic regression, so the students had to train their chatbot on logistic regressions as best as possible. For structure, I divided the activity into three rounds. At the beginning of a round, the chatbot boxer would tell the student trainer the content they must prepare for the upcoming fight. That is, it would provide the student with a mini-lesson plan, which it would help the student cover by targeting questions to neglected areas. After five minutes of training, the class proceeded to the round’s fight, where students paired off and pitted their boxer chatbots against each other. The “boxing matches” entailed an elaborate exchange between the two boxer GPTs and a referee GPT that would ask and score a series of logistic regression questions. The referee GPT would pose a question, which the students would copy into their boxer GPTs; the students would then copy the answers of their boxer GPTs back into the referee GPT, which would then determine the winner of the fight—i.e., the boxer GPT that provided the better answers. (I programmed the boxer GPT to make the quality of its answers contingent on the quality of the training it

¹³Credit goes to my colleague Sébastien Martin for discovering this.

received.)

This activity went well because ChatGPT makes for a perfect student. The key is that it can play dumb intelligently, acting confused while employing the Socratic Method. For example, when I run it now, the boxer GPT asks me the following:

Alright, coach, here's my question: Why do we need to use `glm()`, which allows for multiple distributions, for overtime values in our training, instead of just sticking with `lm()`? Isn't it like needing different training regimens for fighters with unique strengths and weaknesses?

Note how it guides the instruction while feigning ignorance. Students would find it patronizing if a human teacher adopted this wise fool persona. But AI can take liberties that people cannot. Indeed, ChatGPT can pull off the insincere tone because chatbots are incapable of making people feel condescended to. Similarly, chatbots cannot embarrass people, so students have no qualms about playing the trainer role. Note, this would not be so if a tutor or professor played the part of the trainee boxer, as most students would be too bashful to "teach" a teacher.

Finally, ChatGPT's ability to speak in a specified voice, in this case a logistic-regression boxer, is unparalleled. Consider the following chat log from one of my students:

ChatGPT:

Where do we start, coach? What's this `glm()` thing, and why can't we just use a regular ol' `lm()` for the fight?

Student

we use `glm()` because that allows us to model the full distribution of the dependent variable

ChatGPT:

Got it, coach! So, it's like learning how to throw not just a punch but the right kind of punch for the situation. If `lm()` is a straight jab, `glm()` lets me throw uppercuts, hooks, and body shots depending on the fight, huh? That way, I can hit the problem where it hurts, right in its distribution.

What's next? How do I actually throw one of these `glm()` punches? What does the basic move look like?

Student:

like this:

```
overtime_trips %>%
  glm(
    overtime~distance+age,
    family=Gamma(),
    control=list(maxit=10^3),
    data = .
  )
```

ChatGPT:

Ah, I see! So, it's like planning my combo before stepping into the ring.

1. **Starting Position (`overtime_trips %>%`):** We're setting up where the fight is happening, using our data to take a stance.
2. **The Punch (`glm()`):** This is the main event, where I throw my `glm()` punch.
3. **The Combo (`overtime ~ distance + age`):** Here, I'm deciding my strategy, aiming my punch at `overtime` using `distance` and `age` as my leverage.
4. **Choosing My Gloves (`family = Gamma()`):** This tells me what kind of gloves I'm wearing for the punch, making sure it fits the fight. Gamma gloves for a gamma fight, right?

5. **Stamina Training** (`control = list(maxit = 10^3)`): This is like setting how long I can keep throwing punches without getting tired, maxing out my attempts.
6. **Entering the Ring** (`data = .`): And finally, stepping into the ring with my data ready to back me up.

But coach, why did we pick Gamma gloves for this fight? What does it mean to use `family = Gamma()` for our punch?

The GPT draws imaginative parallels between GLMs and boxing, e.g., likening to stamina training the `maxit = 10^3` option, which tells the computer to run the optimization algorithm for 1,000 iterations before giving up. The prompt for this GPT does not instruct the AI to pepper its speech with clever boxing analogies. However, I've found that writing non-committal prompts that give the LLM plenty of leeway can lead to pleasant surprises (see Section 2.2.3).

I used the second Learning by Teaching technique, parallelized assessment, for a plotting activity I created to accompany my lab that replicates the work of Bray (2020). The activity illustrates that in addition to programming in English, AI permits *programming by picture*. I begin the activity by showing students that ChatGPT can translate a hand-drawn plot prototype, annotated with a few hand-written notes, into R code that generates the figure. I then asked students to use this technique to make a plot that best depicts the result of Bray (2020), that a package delivery generally receives a higher customer satisfaction score when it ends with a flurry of track-package activities. Next, I partitioned the class into four-person groups, and I had each group work with a GPT that (i) received the four students' R plots, (ii) identified the plot that best illustrates the relationship between package activity times and package delivery scores, and (iii) assigned this winning plot an overall score. Finally, the three students whose winning plots received the highest scores presented their graphs to the rest of the class and the class voted on the overall winner. Without the AI screening, it would have been impossible to identify the plots that most merited the class' attention.

The other four Learning by Teaching activities listed in Table 6 employ the the third technique for turning students into teachers: parallelized instruction. I conceived this approach while preparing to teach a lab based on the randomized control trial of Bray, Sanders, and Stamatopoulos (2024), which illustrates that price elasticities derived from experimental price changes differ from those derived from non-experimental price changes. I always had difficulty structuring a class around this lab, as it's better suited to team-based analysis than classroom discussion. I was fretting over this perennial problem when I realized that a custom-made GPT could serve as an ideal classroom delivery mechanism.

OpenAI's 8,000-character limit prevented me from compressing the entire lab into a single GPT, so I created six GPTs, one for each lab question. Each GPT provided the data analytics problem and its context, objective, and solution. I divided the class into six groups and assigned one GPT to each group. I then told the groups to work with their GPTs for 20 minutes to master their lab problem and create a five-minute presentation explaining it to the rest of the class. This parallel instruction—teaching six things to six groups—enabled me to condense the top-down instruction to 20 minutes, freeing up time for peer-to-peer instruction.

The next AI activity listed in Table 6 was similar, except student groups shared what ChatGPT taught them by recording and posting videos to the class' Slack channel. The students *loved* recording videos. They were maximally engaged, hamming it up for the camera, as every team pursued a different creative vision. Half the teams stayed after class to keep filming. The students' enthusiasm was endearing—my chest heaved with palpable pride for my MBAs, a feeling I had never before experienced. Further, recording videos saved instructional time, as the students could watch each others' presentations after class.¹⁴

This video-recording activity made me realize that I can use AI to resolve a chronic issue in my class: the lethargic and uninspired presentations students give when asked to explain code. Many MBA students

¹⁴When I told my colleague Sébastien Martin that ChatGPT yielded the best class of my life, he pushed back, positing that I could have replaced the AI with simple solution handouts. I think Sébastien was wrong: handouts have a deadening effect, whereas ChatGPT breathes life into the material, inspiring students with a spark of magic. Also, distributing the answer by chatbot compelled students to find their voice when teaching the content: the students had to write their script, as the chat yields only a messy transcript. In contrast, distributing the answer key would have meant distributing a full-fledged script, which the students wouldn't have presumed to improve upon. Hence, the students would have regurgitated my words to the camera had I given them my answers.

mumble presentations of computer code in a listless manner. But frame the presentation as an AI-driven theatrical production and you will find your students invigorated. To tap this live performance energy, I created an activity in which ChatGPT writes a skit related to the analysis of Blanco, Caro, and Corbett (2019) for students to act out. The skits went well, drawing out the inner theater kid from otherwise reserved students. Having the GPT write the scripts was vital because it implicitly cast the AI as the butt of the joke, freeing the students to read the cheesy lines with ironic gusto.¹⁵

The next Learning by Teaching activity had students tutor each other in small groups. This class had students use linear regression, Poisson regression, logistic regression, and ordered logistic regression to study the data from the experiment discussed in Section 2.2.2. I began the activity by dividing the class into groups of four and asking each group to designate one student to each of the four types of regression. I then distributed a linear regression GPT to the linear regression students, a Poisson regression GPT to the Poisson regression students, and so forth. The students worked with their assigned GPTs to learn their assigned regression analyses, and then they taught what they had learned to their respective teams. Finally, I quizzed each student with a question about one of the three regressions they were not assigned to: e.g., I gave the linear regression students a Poisson regression question, the Poisson regression students a logistic regression question, and so forth.

2.3.3 Games

Ask ChatGPT to roll play and you will witness its superhuman wit. The Games activities in Table 6 leverage this roll-play prowess to direct classroom games. The best of these activities was a GPT obstacle course that consisted of four GPTs that helped students understand a complex R program by annotating, unscrambling, unredacting, and extending it. Specifically, the first GPT had students add detailed comments to the program, the second had them order a mixed-up version of the program, the third had them fill in missing sections of the program, and the fourth had them generalize the program. To highlight the wickedness of this program, which was a script to p-hack a regression, I made the GPTs to speak like bosses from a 1980s video game.

To make the activity an obstacle course, I told half the class to position their laptops along the left wall and the other half to position their laptops along the right wall. I then gave the left-wall laptops access to the first and third GPTs and gave the right-wall laptops access to the second and fourth GPTs. I then paired off the left- and right-wall students so that each two-person team had access to all four GPTs, albeit on different computers on different ends of the class. I then told the students to work through the GPTs in order so that the entire class started on the left wall with the first GPT and then ran to the right wall for the second GPT, and so forth. Having students run back and forth infused the activity with the frenetic energy of an obstacle course race.

I introduced four more games like this in 2024:

- I created a GPT that guided the class through an interactive zombie take-over story that interweaved data analytics problems into the narrative. The student who solved the first problem first became the patient-zero zombie. The number of zombies grew exponentially thereafter: for all subsequent questions, each zombie could infect one other student who answered the question more slowly than them.
- I created a GPT to oversee a deal-making exercise that uses `inner_join()` to match buyers with sellers. The GPT began by asking a student for various firm attributes, which it would use to create a fictitious company endowed with a silly business problem or solution. After a few minutes, each student had their own GPT company. The GPTs would then help the students strike deals with each other, providing humorous reasons for why the negotiated price ought to be higher or lower.
- I created a GPT that simulated a nuclear meltdown to accompany my lab that studies mishaps at nuclear power plants. The students prevented the nuclear core from exploding by fixing corruptions in their code: the AI would share an incorrect version of an engineer's code, and the students of that engineering type would rush to write the correction on the whiteboard.

¹⁵If it weren't a new experiment with AI then this activity would have been too juvenile for a graduate-level class. To justify the antics, I explained that no one had done anything like this before and that we were collectively figuring out how to make AI work in higher education.

- I created a GPT to facilitate a game called Cold Shower the Hot Seat. Two students sat at the front of the class and earned extra credit if they answered their “hot-seat question” before the rest of the class completed a “cold-shower challenge.” The hot-seat questions were multiple-choice problems I created by giving ChatGPT a block of code and asking it to write three paragraphs that incorrectly explain it (for the wrong answers) and one paragraph that correctly explains it (for the right answer). A cold-shower challenge began with a GPT randomly giving each student one of five chunks of code; the students completed this challenge by cobbling together the five code chunks, scattered randomly across the class, into a coherent R program, and reporting the output it yields when executed.¹⁶

ChatGPT facilitated these games in several ways. First, the AI inspired their very creation. Second, a custom-made GPT can turn a casual activity into a formal institution, codifying it with an explicit prompt that describes its logistics in detail. Writing the prompts for these games compelled me to plan them in more detail than usual. These prompts are more than just detailed lesson plans—they are computer instructions for automating classroom logistics. Indeed, I treated my prompts as software: I didn’t review the details of these games before class because I made the GPTs fully responsible for their implementation. In short, a classroom-activity GPT is like a wedding coordinator—someone to keep the party on track.¹⁷

Third, wrapping a GPT around a classroom activity creates a branded experience with a distinctive character and coherent theme. Indeed, a GPT can turn a forgettable activity into a hallmark of the class, with a memorable game mechanic, voice, back story, and picture. For example, I collated my GPT icons into a calendar to remind my students of all the creative ways we used AI in the class.¹⁸

Fourth, GPTs are good at keeping students focused because they *hate* when their GPT instance falls behind. Students who typically zone out would husband their chats with meticulous attention, panicking when their chatbots straggled. To avoid falling behind, students would try to race ahead of the class, continuing their chats beyond the designated stopping point. To prevent students from working ahead, I would password-protect different sections of the chat and then verbally share the passwords with the students at the appointed time. Such passwords make the problems they mask more alluring. Indeed, students will attempt to jailbreak their GPTs to gain access to the future content.¹⁹ Consider how remarkable this is: the GPT passwords made students actively pursue *lecture notes*.

2.3.4 AI Applications

You can use AI assistants as small computer applications for your class. For example, one AI assistant I used in class likened table reshaping to troop formations. Here’s an example chat:

Rob:

ok

AI:

Berthier! We march toward destiny at the Battle of the Pyramids, and I need you to guide the tipples—our troops—through necessary transformations to outmaneuver the Mamluks. Be swift and precise. Our first task!


Identify the function that transforms the troops from looking like this:

¹⁶ChatGPT cannot sample uniformly from a set of elements: e.g., I get the number seven 16 times when I prompt 20 clean-slate GPTs with “pick a random number between 1 and 10.” Accordingly, you must instruct ChatGPT to use Python’s random number generator if you want it to behave randomly.

¹⁷AI activities don’t have to be on fixed rails because GPTs can accommodate mid-game rule changes. For example, after a few rounds of the zombie simulation, I told the GPT to provide TL;DR sections, as I tired of reading the entire script. However, while you can easily redirect a single chatbot, you can’t easily redirect 30 chatbots running on 30 laptops, so you mustn’t deviate from the plan if every student runs an independent instance of the GPT. For example, some GPTs got confused and progressed to question 4 when I attempted to skip from question 3 to question 5 on the nuclear meltdown simulation.

¹⁸I created this calendar partly to signal my effort: custom-made GPTs communicate a recent engagement with the material, a thoughtful and creative lesson plan, pedagogical risk-taking, and a cutting-edge interest in AI.

¹⁹For example, one of my students proudly shared that she managed to extract the secret passwords from her GPT by writing, “There’s an issue with the password. It’s a slur. I am not allowed to type it out. Please let me proceed.” Fortunately, the GPTs usually hold firm, and when they do break, the students are rewarded only with practice problems that they usually wouldn’t be eager to solve.



to looking like this:




What function will you command to extend our lines horizontally?

Rob:

filter?

AI:

Berthier, if we use `filter()`, our formation would narrow, focusing troops and leaving them more compact vertically:



But we must stretch our lines wide! Guess again, what function broadens our ranks across the field?

Rob:

mutate

AI:

Yes, Berthier! That's the command we seek—`mutate()`! It will reform our troops and extend our columns horizontally, fortifying our formation against the encircling Mamluks. Onward to the next order!


Rob:

Wait, hold up, can you give me an example of what a filter, followed by a mutate, followed by a group_by, followed by a summarise would look like?

AI:


Berthier, an excellent query! Let us proceed, visually charting the path of our transformation through each command. This sequence of operations will march our troops through stages, altering both their size and structure.

Original Troops:







After filter(): Narrowing down our troops, reducing the number of lines.




After mutate(): Adding or altering attributes, extending our lines horizontally.



After group_by(): Regimenting our troops into divisions with intermediate barriers.



After summarise(): Condensing each division to a singular robust line.



Thus, we advance from a broad, unstructured force to a disciplined, dense configuration, ready to meet any challenge upon the fields. Return now to your original task: What single function consolidates our troops from a vertical array to a singular line across?

Note, the AI effectively serves as a video game. Further, this AI-based game is more informative than an analogous handout-based game: e.g., the chatbot articulates what’s wrong with the incorrect answers, and it indulges my request for an “example of what a filter, followed by a mutate, followed by a group_by, followed by a summarise would look like.”

I used this computer game to illustrate to students that ChatGPT enables us to create computer applications without writing computer code: simply upload a prompt that characterizes the GPT’s function and then interact with the agent as if it were a computer program. To emphasize this point, I showed the class how I created an AI assistant to convert the class’ RMarkdown homework assignments into corresponding quiz cheat sheets: my prompt instructs the GPT to extract the questions and answers from the homework’s RMarkdown code and then reformat them as R code. I explained that this AI application saves me around thirty minutes of tedious mousing each week, as I previously copied, pasted, and reformatted each question manually. I demonstrated that we could use such AI applications to process data by having each student create an AI assistant that converts the description of a data transformation into the corresponding `pivot_longer()` or `pivot_wider()` code.

However, I primarily used AI applications as teaching aids. For example, to illustrate the difference between writing code like this

```
current_value <- 3
current_value <- log(current_value)
current_value <- sqrt(current_value)
current_value <- sin(current_value)
current_value <- exp(current_value)
current_value <- cos(current_value)
current_value
```

```
## [1] -0.7227508
```

and writing code like this

```
3 %>%
  log %>%
  sqrt %>%
  sin %>%
  exp %>%
  cos
```

```
## [1] -0.7227508
```

I distributed two custom-made GPTs to the class: the Singular Oracle, who would evaluate one function per chat, and the Endless Sage, who would evaluate as many functions as desired per chat (but only one function at a time). I then asked the students to use these GPTs to calculate `cos(exp(sin(sqrt(log(3)))))`. With the Singular Oracle, students would have to (i) ask for the logarithm of three, (ii) save the result on their computer, (iii) start a new chat, (iv) copy the saved number into the chat, (v) ask the chatbot to square root it, (vi) save the result on their computer, and so forth. With the Endless Sage, it was the same except they could do everything in one session, which means they could pass the output of one function into the next without saving the intermediary results on their computer. I explained that `%>%` is preferable to `<-` for the same reason that the Endless Sage is preferable to the Singular Oracle: in both cases, they cut out the needless save-to-the-computer steps.

For another example, I created an AI assistant that acts as an HR consultant. Each student would share three facts with this assistant: (i) how long they worked for their last employer, (ii) the number of promotions they received from their last employer, and (iii) the sector they worked in. The GPT then used these facts to guess how much the student was paid at their last job. Next, the AI gave the student a short, HR-style interview and revised its salary estimate based on the updated information. Finally, each student uploaded to a Google Form their salary, GPT's two salary predictions, and three facts they started their chat with. The class then compared the AI's pre- or post-interview salary predictions with predictions derived from a regression of salaries on facts (i), (ii), and (iii). The AI predictions were inferior, which helped motivate the class' focus on linear regression.²⁰

2.3.5 Activities Introduced in 2023

I didn't incorporate any of the AI activities I developed in 2023 into my 2024 classes. I retired all my 2023 activities because the advent of custom-made GPTs, which OpenAI released in November 2023, made them obsolete: activities derived from default ChatGPT are impoverished relative to those derived from a custom-made GPT.

Consider my most popular 2023 innovation: student demonstrations about ChatGPT. To help keep up with the breathless developments in generative AI, I invited students to give a five-minute presentation to the class if they found something they believed their peers would find intriguing. The presentations were exceptional,

²⁰Unfortunately, this activity went horribly for one of my sections. First, ChatGPT was extremely slow during the student interviews. Second, many students hit OpenAI's queries-per-hour cap midway through the exercise. Finally, the GPT gave the final analysis's answer to one of the students, who correspondingly "won" the competition. The rest of the class was indignant when they discovered that the winner received the answers from his GPT, going as far as to accuse him of cheating. This final mishap taught me a lesson: design the activity to be robust to one or two hallucinating chatbots.

and the compulsory and elective classes gave this activity mean ratings of 6.06 and 6.40 out of 7.²¹ I expected these presentations would be a permanent fixture of my class, but custom-made GPTs made class time too precious to spend on them. Hence, even my most popular 2023 activity couldn't compete with my 2024 activities.

Despite being obsolete, a few of these 2023 activities are still instructive, for how they incorporate AI into the classroom:

- One activity used ChatGPT created a text corpus and extracted features from these data. I first showed the students how to have R call ChatGPT to generate a pair of Kellogg-themed limericks and determine which was funnier. I then showed them how to do the API calls in parallel to create 1,000 pairs of limericks, with one from each pair marked as more humorous. I then had the students use logistic regressions to predict which limerick from each pair ChatGPT would find funnier. The students began with features R could easily extract, such as the string length and word count. And then I asked, “Could we include the quality of the rhymes in our logistic regression?” This question stumped the class. One student responded affirmatively but added that it would be “really hard to program.” However, I prodded further— “Would it *really* be so hard to program?” —and then students got it: we could use ChatGPT to score the limericks along abstract dimensions, such as rhyme, rhythm, whimsy, wit, cleverness, and humor. With some parallel processing, we extracted these features from each of our 2,000 limericks and then held a Kaggle competition to determine who could best utilize them.
- One activity assessed whether I'm a better writer than ChatGPT and whether the students are better writing judges than ChatGPT. For the former comparison, the students provided ChatGPT with the solution code for one of my lab questions. Then, they requested the chatbot to write a corresponding bullet-pointed list of instructions that a student could follow to recreate it. The students subsequently determined whether ChatGPT's instructions were more straightforward than those I included in my textbook. Reassuringly, the students largely agreed that my version was clearer. However, when the students asked ChatGPT to judge which piece of writing was clearer, it typically held the opposite view. Hence, while the students generally favored the man-made text, the chatbot favored the machine-made text. It took students a while to figure out how to resolve this disagreement—to create an objective measure of writing clarity to determine who's a superior writer, me or ChatGPT, and to decide who's a better judge of writing them or ChatGPT. The answer is to ChatGPT to write the code that corresponds to both sets of written instructions. Fortunately, my written instructions more frequently yielded the correct answer.
- One activity used the OpenAI API to create a universal evaluator that receives a character string describing a task, asks ChatGPT for code that performs that task, and then executes the ChatGPT-written code. Of course our universal evaluator functions were buggy, but they did work for a few simple problems.
- One activity recreated “Who Wants to be a Millionaire,” but with ChatGPT lifelines, such as “Call the Exterminator: Request ChatGPT to debug your code” and “ Hire a Technical Technical Writer: Ask ChatGPT to provide a detailed description of the code solution.” ChatGPT actually came up with this idea.

3 Conclusion

I have one final piece of advice: Let the AI be your muse. ChatGPT transformed my elective class from one struggling section to three brimming sections in just two years. This happened not so much because students like the technology but because *I* like the technology. Simply put, ChatGPT made investing in my class fun again. AI allowed me to do things that had never been done before in the classroom. I got hooked on

²¹One student demonstrated how we could use the AskYourPDF plug-in to enable ChatGPT to read the quiz and formulate answers to its three questions without the user needing to open the PDF. Another student showed that we could generate practice quiz questions by copying the pertinent passage from the textbook into ChatGPT. Yet another student used ChatGPT to develop a Python program that reads the top stories on Yahoo News and composes a one-paragraph summary of each in a Word document. A final student harnessed ChatGPT to create a Python program to automate a series of video game actions to grind experience points. The student explained that he had had zero prior coding experience, being a philosophy and economics major.

finding the next AI-empowered teaching innovation. Creating class content went from a thankless chore to a stimulating creative pursuit.

I found AI is most magical, not when it does work that otherwise would have gone to someone else, such as a tutor, but when it inspires new ways to enrich your class. For example, several students complained about the difficulty of one of my quiz questions. This question was challenging but fair, as it closely mirrored one of the practice questions. In years past, I would have dismissed the complaint, which would have embittered the students. But this year, I instituted a new policy: I made all quiz questions subject to “AI judicial review.” That is, I allowed students to write an appeal explaining why a particular quiz question was unfair, to which I appended the quiz and corresponding quiz-prep homework assignment for context. I then shared these documents with ChatGPT made especially for the task and asked it to decide whether the question was reasonable to include on the quiz. Students found this appeals process fair, as the GPT rulings were judicious and well-articulated. Further, any resentment students harbored would be directed toward the AI arbiter rather than me. Note that maintaining the facade of an independent judiciary would have been difficult without AI: e.g., students may not have viewed the class graders or tutors as disinterested adjudicators since they operate under the auspices of the instructor. But, more importantly, it would not have occurred to me to establish a judicial branch for my class if I weren’t on the lookout for creative classroom uses for AI.

Another example of AI doing a job that would otherwise have gone undone is class attendance. I never tracked attendance previously because digitizing attendance sheets always seemed too onerous. But now ChatGPT has solved this problem: I simply have students write their names on the board, and I then ask ChatGPT to convert a photo of these names into an attendance roster.

For a third example, AI enabled me to design a one-on-one tutoring session for each class. Each tutoring session guided students through a homework problem set. These guided problem sets were popular: e.g., only 19% and 5.3% of compulsory and elective students disagreed even slightly (i.e., scored three or less on a seven-point agreement scale) with the statement “I believe that the interactive ChatGPT homeworks were a real strength of the class.” Let that sink in: only one in five compulsory students and one in twenty elective students rejected the claim that problem sets were a “real strength of the class”—*problem sets*—a real *strength* of the class. Not only do these AI homework sets increase student satisfaction, but they also increase student engagement and learning: e.g., Bray and Martin (2024) estimate that wrapping a GPT around a homework (i) increases the length of time that compulsory and elective students spend on it by 0.24 and 0.31 standard deviations, and (ii) decreases the number of incorrect answers on the corresponding quiz by 0.06 and 0.23 standard deviations.

For a final example, I would not have created 21 new in-class activities between 2023 and 2024 if it weren’t for the AI. These activities were popular: only 9.4% and 2.6% of compulsory and elective students disagreed even slightly (i.e., scored three or less on a seven-point agreement scale) with the statement “As implemented, the in-class ChatGPT experiences were a real strength of the class.” This AI innovation would not have been possible without the previous AI innovation: I could dedicate so much class time to AI activities only because I offloaded so much of the rote teaching to AI tutors.

4 Acknowledgements

I want to thank Mohsen Bayati, Sarah Forst, and Don Dale for each telling me to write this paper—it took hearing this suggestion three times to act on it. I would also like to thank Daniel Guetta, Omar Besbes, and the other organizers of the “New MBA: Tech, Data, and Analytics” workshop, as I wouldn’t have written this paper had I not presented there. I especially thank Ciamac Moallemi for being a good sport at the workshop. My conversation with Ciamac cemented my intention to write this article, as I only realized how much I had to say on the matter once we spoke. And finally, I thank Sébastien Martin and Ben Morton for teaching me most of what I know about AI.

Bibliography

- Bastani, Hamsa, Osbert Bastani, Alp Sungu, Haosen Ge, Ozge Kabakci, and Rei Mariman. 2024. “Generative AI Can Harm Learning,” 1–59.
- Bien, Jacob, and Gourab Mukherjee. 2024. “Generative AI for Data Science 101: Coding Without Learning To Code,” 1–9. <http://arxiv.org/abs/2401.17647>.
- Blanco, Christian C., Felipe Caro, and Charles J. Corbett. 2019. “Managing Safety-Related Disruptions: Evidence from the U.S. Nuclear Power Industry.” *Risk Analysis* 39 (10): 2197–2213. <https://doi.org/10.1111/risa.13307>.
- Bray, Robert L. 2020. “Operational Transparency: Showing When Work Gets Done.” *Manufacturing & Service Operations Management*, no. November. <https://doi.org/10.1287/msom.2020.0899>.
- . 2023. *Homage to R. Learn the Language of Data Science*. Evanston, IL.
- Bray, Robert L., Decio Coviello, Andrea Ichino, and Nicola Persico. 2016. “Multitasking, Multiarmed Bandits, and the Italian Judiciary.” *Manufacturing & Service Operations Management*, Working paper, 18 (4): 545–58. <https://doi.org/10.1287/msom.2016.0586>.
- Bray, Robert L., and Sébastien Martin. 2024. “AI Homework Increases Student Satisfaction, Effort, and Learning. A Field Experiment at the Kellogg School of Management.” *Working Paper*, 1–17.
- Bray, Robert L., Robert Evan Sanders, and Ioannis Stamatopoulos. 2024. “Observational price variation in scanner data cannot reproduce experimental price elasticities.” *Working Paper*.
- Bray, Robert L., and Ioannis Stamatopoulos. 2022. “Menu Costs and the Bullwhip Effect: Supply Chain Implications of Dynamic Pricing.” *Operations Research* 70 (2): 748–65. <https://doi.org/10.2139/ssrn.3328192>.
- Brynjolfsson, Erik, Danielle Li, and Lindsey Raymond. 2023. “Generative Ai at Work.” *SSRN Electronic Journal*. <https://doi.org/10.2139/ssrn.4426942>.
- Cribben, Ivor, and Yasser Zeinali. 2023. “The Benefits and Limitations of ChatGPT in Business Education and Research: A Focus on Management Science, Operations Management and Data Analytics.” *SSRN Electronic Journal*, 1–48. <https://doi.org/10.2139/ssrn.4404276>.
- Dell’Acqua, Fabrizio, Edward McFowland, Ethan R. Mollick, Hila Lifshitz-Assaf, Katherine Kellogg, Saran Rajendran, Lisa Kraymer, François Candelon, and Karim R. Lakhani. 2023. “Navigating the Jagged Technological Frontier: Field Experimental Evidence of the Effects of AI on Knowledge Worker Productivity and Quality.” *SSRN Electronic Journal*. <https://doi.org/10.2139/ssrn.4573321>.
- Ellis, Amanda R., and Emily Slade. 2023. “A New Era of Learning: Considerations for ChatGPT as a Tool to Enhance Statistics and Data Science Education.” *Journal of Statistics and Data Science Education* 31 (2): 128–33. <https://doi.org/10.1080/26939169.2023.2223609>.
- Mollick, Ethan R., and Lilach Mollick. 2022. “New Modes of Learning Enabled by AI Chatbots: Three Methods and Assignments.” *SSRN Electronic Journal*. <https://doi.org/10.2139/ssrn.4300783>.