

# NatureLM-audio: an Audio–Language Foundation Model for Bioacoustics

David Robinson<sup>\*</sup>, Marius Miron<sup>†</sup>, Masato Hagiwara<sup>†</sup>,  
Benno Weck, Sara Keen, Milad Alizadeh, Gagan Narula, Matthieu Geist, and Olivier Pietquin

Earth Species Project

## Abstract

Large language models (LLMs) prompted with text and audio have achieved state-of-the-art performance across various auditory tasks, including speech, music, and general audio, showing emergent abilities on unseen tasks. However, their potential has yet to be fully demonstrated in bioacoustics tasks, such as detecting animal vocalizations in large recordings, classifying rare and endangered species, and labeling context and behavior—tasks that are crucial for conservation, biodiversity monitoring, and animal behavior studies. In this work, we present NatureLM-audio, the first audio-language foundation model specifically designed for bioacoustics. Our training dataset consists of carefully curated text-audio pairs spanning bioacoustics, speech, and music, designed to address the field’s limited availability of annotated data. We demonstrate successful transfer of learned representations from music and speech to bioacoustics, and our model shows promising generalization to unseen taxa and tasks. We evaluate NatureLM-audio on a novel benchmark (BEANS-Zero) and it sets a new state of the art on several bioacoustics tasks, including zero-shot classification of unseen species. To advance bioacoustics research, we release our model weights, benchmark data, and open-source the code for training and benchmark data generation and model training.<sup>1</sup>

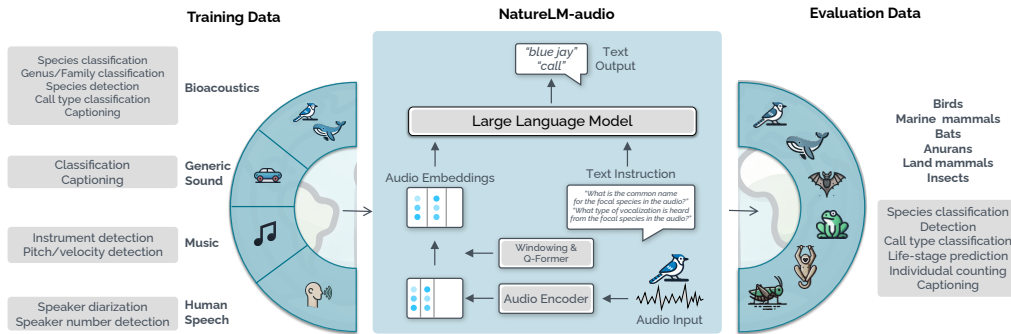


Figure 1: Overview of NatureLM-audio.

## 1 Introduction

Bioacoustics, the study of sound production and reception in animals, aims to understand animal behavior (Fischer et al., 2013), monitor biodiversity (Stowell, 2022), and model the mechanisms underlying animal communication (Bradbury & Vehrencamp, 1998). It plays a vital role in conservation and ecological research, as animal

<sup>\*</sup>Corresponding author: david@earthspecies.org

<sup>†</sup>Core authors

<sup>1</sup>Project page: <https://earthspecies.github.io/naturelm-audio-demo/>

vocalizations provide key insights into ecosystem health, species interactions, and population dynamics. By enabling the detection of endangered species and the tracking of migration patterns, bioacoustic research directly contributes to biodiversity monitoring and conservation efforts (Rutz et al., 2023; Stevens et al., 2024).

In recent years, machine learning has taken on an increasingly pivotal role in bioacoustic research. Beyond its role in large-scale ecological monitoring, it has opened up new frontiers in the study of animal communication, enabling discoveries such as the use of specialized vocalizations to label conspecifics in marmosets (Oren et al., 2024), dolphins (King & Janik, 2013), and elephants (Pardo et al., 2024). However, due to inherent challenges in data collection and annotation, many of these studies rely on strongly labeled small datasets (Stowell, 2022) and require careful statistical analysis to ensure significance and mitigate over-fitting. Meanwhile, vast amounts of unannotated bioacoustics data are recorded daily, particularly through passive acoustic monitoring (PAM, Dufourq et al. (2021)) and citizen science platforms such as Xeno-canto (Vellinga & Planqué, 2015). This growing data availability underscores the need for machine learning models capable of large-scale detection, classification, and annotation. The recent successes of large scale AI models in various domains—including natural language processing, computer vision, and game-playing—suggests the possibility of leveraging these large, raw datasets to learn robust and generalizable representations for bioacoustics (Ghani et al., 2023; Boudiaf et al., 2023).

Existing bioacoustics machine learning models are typically designed for specific species or tasks (Dufourq et al., 2021; Kahl et al., 2021; Cauzinille et al., 2024), limiting their generalizability. Many traditional approaches rely on small datasets focusing on a few species and individuals, validating results through statistical measures despite the risks of over-fitting. More recent models, such as BirdNET (Kahl et al., 2021) and Perch (Ghani et al., 2023), achieve strong performance in bird classification but require training dedicated classifiers for each target taxon. In contrast, we propose a single foundation model that generalizes across taxa. While recent self-supervised and audio-language contrastive models such as AVES (Hagiwara, 2023) and BioLingual (Robinson et al., 2024) have shown promising results on bioacoustics benchmarks, their discriminative and contrastive training paradigms constrain the range of tasks they can effectively address.

In recent years, foundation models—trained on large, diverse datasets, often via self-supervision—have shown promising performance across multiple domains (Bommasani et al., 2021). While transformer-based large language models (LLMs) are currently the most prominent examples, other architectures, such as diffusion models (Kingma et al., 2021), are also emerging as foundation models in some domains. Their ability to handle unseen tasks, perform in-context learning, and respond flexibly to prompts makes them as an appealing alternative to traditional machine learning methods, which typically depend on manually annotated datasets, extensive computational resources, and domain-specific expertise.

While multimodal LLMs, particularly vision-language models (VLMs), have been explored in biodiversity and conservation research (Miao et al., 2024), large audio-language models (LALMs) remain underexplored for bioacoustics. LALMs have demonstrated strong performance in human speech (Rubenstein et al., 2023; Wang et al., 2024; Wu et al., 2023a; Zhang et al., 2024), music (Gardner et al., 2024; Agostinelli et al., 2023), and general audio (Tang et al., 2024; Chu et al., 2024; Gong et al., 2024), and they hold significant potential for advancing bioacoustics as well.

In this paper, we introduce NatureLM-audio, the first audio-language foundation model specifically designed for bioacoustic tasks, including classification, detection, and captioning. Inspired by cross-taxa transfer observed in previous research, such as between human and gibbon or marmosets (Cauzinille et al., 2024; Sarkar & Magimai.-Doss, 2023) and birds and whales (Ghani et al., 2023), we incorporate speech and music tasks into training. We show that representations learned from these domains successfully transfer to animal vocalizations, demonstrating generalization across species. Additionally, we expand the BEANS bioacoustics benchmark (Hagiwara et al., 2023) with new tasks, including call-type prediction, lifestage classification, captioning, and individual counting. This new benchmark, BEANS-Zero, enables us to evaluate cross-domain learning and zero-shot transfer to unseen taxa and tasks. Unlike existing bioacoustics benchmarks such as Perch (Ghani et al. (2023) for bird detection) and BirdSet (Rauch et al. (2025) for bird classification), we do not focus solely on birds and we go beyond species classification. Additionally, our dataset presents prompts and audio descriptions in natural language, fostering further research in LALMs.

Our contributions are as follows: **(i) Model:** We introduce NatureLM-audio, the first audio-language foundation model for bioacoustics, trained on a carefully curated dataset spanning animal vocalizations, general audio, human speech, and music. **(ii) Domain transfer:** We show that our model generalizes beyond the species seen during training and exhibits zero-shot capabilities on unseen taxa and species. **(iii) Task transfer:** We evaluate our model

on BEANS-Zero, which extends beyond species classification and includes unseen tasks such as individual counting. For the first time, we show positive transfer from speech and music data to bioacoustics tasks.

## 2 Related Work

Most prior work on audio-language models has focused on human speech processing. Models such as SpeechGPT (Zhang et al., 2023), Speech-LLaMA (Wu et al., 2023a), AudioLM (Borsos et al., 2023), AudioPaLM (Rubenstein et al., 2023), AudioGPT (Huang et al., 2024b), SpiRit-LM (Nguyen et al., 2025), and SpeechLM (Zhang et al., 2024) mostly focus on building language models that can perceive and produce human speech. While such models could, in principle, be fine-tuned for bioacoustic tasks, doing so would require significant computational resources and domain expertise. Instead, our model shows promising generalization to unseen species and tasks without requiring additional fine-tuning.

Recently, more general language models with audio perception capabilities have emerged. Pengi (Deshmukh et al., 2023) uses an audio encoder and a text encoder mapped onto an LLM to perform audio-to-text tasks. SALMONN (Tang et al., 2024) uses dual audio encoders and integrates Q-Former (Li et al., 2023) to improve the handling of speech and general audio inputs. Qwen-audio (Chu et al., 2023) adopts a multi-task learning approach with the introduction of the Speech Recognition with Timestamp (SRWT) task. LTU (Gong et al., 2024) builds an open-ended question-answer dataset and applies curriculum learning strategies to improve generalization. Similar multimodal models have been proposed for music, such as MU-LLaMA (Liu et al., 2024) and LLark (Gardner et al., 2024). While recent foundation models such as AVES (Hagiwara, 2023) and BioLingual (Robinson et al., 2024) have demonstrated promising results in bioacoustics, their training paradigms and architectures constrain the range of tasks they can address.

Although animal sounds and vocalizations are often part of generic audio datasets such as AudioSet (Gemmeke et al., 2017) and audio caption datasets (Kim et al., 2019; Mei et al., 2024), these datasets are often too broad and lack the fine-grained annotations required for bioacoustic tasks such as species classification, behavior analysis, or ecological monitoring. As a result, LALMs trained on these datasets tend to produce only generic labels (e.g., ‘bird’ rather than a specific species name). We address this limitation by introducing a diverse, multi-task training dataset and NatureLM-audio, an LALM designed to produce robust representations for bioacoustics.

While specific bioacoustics benchmarks such as BIRB (Hamer et al., 2023) for bird vocalization retrieval and BEANS (Hagiwara et al., 2023) for classification and detection exist, the field still lacks comprehensive benchmarks comparable to those in human speech and music, such as Dynamic-SUPERB (Huang et al., 2024a) or AIR-Bench (Yang et al., 2024). This gap limits the evaluation of bioacoustic models, particularly in areas such as zero-shot learning and task generalization.

In this work, we aim to bridge these gaps by introducing NatureLM-audio, the first audio-language foundation model specifically designed for bioacoustics, and BEANS-Zero, an expanded benchmark that evaluates cross-species and cross-task generalization.

## 3 Training Dataset Creation

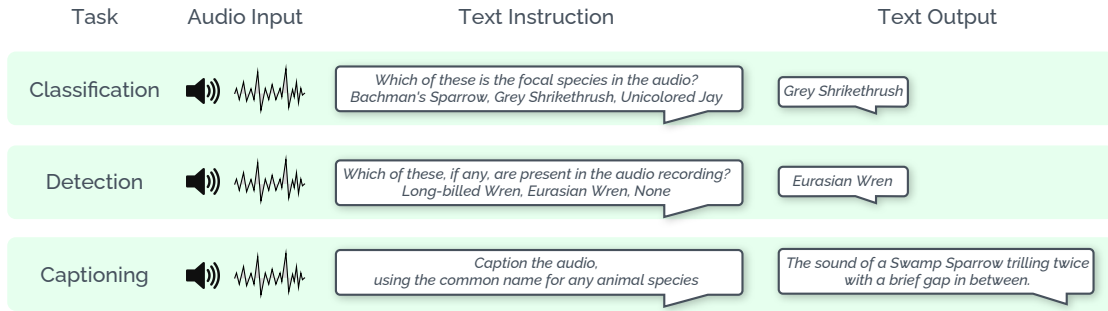
To train an audio-text model for bioacoustics, we compile a diverse dataset of text-audio pairs (Table 1). The data is collected through a combination of prompting on existing audio datasets, generating new LLM-generated text labels, and mixing new, procedurally augmented audio data. The dataset is comprised of bioacoustic recordings, general audio, speech, and music datasets. Figure 2 shows examples of training instances used for NatureLM-audio. We plot the distribution of the training samples in Figure 3 in the Appendix.

### 3.1 Bioacoustic Data

**Species Classification:** We standardize large-scale bioacoustic archives into a common format, processing datasets such as Xeno-canto (Xeno-canto), iNaturalist (iNaturalist), Animal Sound Archive (Museum für Naturkunde Berlin), and Watkins (all-cuts, Sayigh et al. (2016)). Differences in species naming conventions across datasets are reconciled using the GBIF taxonomy backbone (GBIF Secretariat, 2023). We prompt the model to predict the scientific name, common name, or “taxonomic name” of the focal species or all species present in a recording. Taxonomic names

Task <sup>a</sup>	Dataset	# Hours	# Samples
CAP	WavCaps (Mei et al., 2024)	7568	402k
CAP	AudioCaps (Kim et al., 2019)	145	52k
CLS	NSynth (Engel et al., 2017)	442	300k
CLS	LibriTTS (Zen et al., 2019), VCTK (Yamagishi et al., 2019)	689	337k
CAP	Clotho (Drossos et al., 2020)	25	4k
CLS, DET, CAP	Xeno-canto (Vellinga & Planqué, 2015)	10416	607k
CLS, DET, CAP	iNaturalist (iNaturalist)	1539	320k
CLS, DET, CAP	Watkins (Sayigh et al., 2016)	27	15k
CLS, DET	ASA (Museum für Naturkunde Berlin)	78	16k
DET	Sapsucker Woods (Kahl et al., 2022)	285	342k
CLS, DET	Barkley Canyon (Kanes, 2021)	876	309k
CLS	Urbansound (Salamon & Jacoby, 2014)	10	2k

**Table 1:** Training tasks and datasets. <sup>a</sup> CLS: classification, DET: detection, CAP: captioning.



**Figure 2:** Examples of training instances.

are written as “phylum class order family genus species” and are inspired by BioCLIP (Stevens et al., 2024), which found that flattening the hierarchy into a text name improved generalization to unseen species in computer vision. In many real-world applications, an animal vocalization is known to belong to a subset of species—for example, based on geographic location. To model this, we generate prompts that present the model with a set of candidate species as possible answers. For 30% of prompts, we sample “random” negatives by selecting from all common names or scientific names in our dataset. In the remaining prompts, we introduce “hard” negatives by selecting species that share a common ancestor at the family, order, or phylum level. The number of negative samples is randomly selected, up to a maximum of 35.

Unlike traditional bioacoustic models that predict based on audio alone, the text-audio formulation enables classification conditioned on additional context. We train the model to classify species while conditioned on recording metadata and field notes. We follow the same setup as above, but inject the time of the recording, the location, and the free-text notes of the recordist into the prompt. This data is added wherever available for Xeno-canto, with time, location, or field note components randomly dropped a percentage of the time.

To avoid data leakage, we exclude a set of held-out species and the cbi and Watkins data used in BEANS-Zero.

**Species Detection:** Using the same datasets as in species classification, we prompt the model to determine whether a given species is present in a recording. The model selects from a provided set of candidate species or chooses “None” when no correct option is given. Candidate sets are constructed with a mix of random and hard negatives, similar to the classification task. In 50% of prompts, the correct species is omitted from the set, making “None” the correct answer.

Because Xeno-canto comprises mostly focal recordings, we account for the covariate shifts in soundscapes by adding noise—audio that does not contain animal vocalizations, speech, or music. We source noise samples from datasets including: ShipsEar (Santos-Domínguez et al., 2016), Deepship (Irfan et al., 2021) and Orcalab (Poupard

et al., 2020) for boat engine sounds, as well as FSD50K (Fonseca et al., 2021) and Urbansound (Salamon & Jacoby, 2014) for non-animal, non-music sound classes, and all the classes from TUT2016 (Mesaros et al., 2016), IDMT (Abeßer et al., 2021), Demand (Thiemann et al., 2013), and Wham noise (Wichern et al., 2019). The noise is added programmatically, using random files at a random signal-to-noise ratio (SNR) sampled from a uniform distribution between  $-10\text{dB}$  and  $20\text{dB}$ .

In addition, we used soundscape recording datasets for detection from Sapsucker Woods (SSW Kahl et al. (2022)) for birds and from Barkley Canyon (Kanes, 2021; Society, 2013, 2014a,b) for marine mammals. Following the BEANS detection dataset methodology, we segment audio into 10-second windows with a 5-second overlap, and treated it as a multi-label classification problem. Species with more than 100 occurrences were used as target labels, while those with fewer occurrences were grouped into an “other” class.

**Captioning:** For bioacoustic captioning, we use the AnimalSpeak dataset (Robinson et al., 2024), which aggregates bioacoustic datasets into a language-model-captioned dataset. We add separate prompts for captioning with scientific vs. common names, for “rich” captions over eight words, and for templated captions from Xeno-canto which follow a strict structure.

**Call-type and Lifestage:** We include multiple new bioacoustic tasks which can be expressed based on the Xeno-canto metadata. Specifically, predicting the life stage of birds, predicting call-types, and differentiating between calls and songs. The model is prompted using either audio alone or audio with the species name. Additionally, we include marine mammal call-type classification using Barkley Canyon recordings. These tasks go beyond species classification, providing finer-grained insights into ecological monitoring and animal behavior studies.

## 3.2 Non-bioacoustic Data

**General Audio** We include WavCaps (Mei et al., 2024), AudioCaps (Kim et al., 2019), and Clotho (Drossos et al., 2020) for general audio captioning. We observe that, during WavCaps creation, some recordings originally contained metadata relevant to bioacoustics and specific species. However, this metadata was lost during general-domain captioning, resulting in overly generic descriptions. We identify such cases by analyzing the original metadata, and re-process the metadata prompting Gemini-1.0-pro to produce bioacoustic captions. These enhanced captions are included alongside the original ones.

**Music** Pitch, timbre, and the number of animals in a recording are key acoustic features used by biologists to infer context and behavior. We use NSynth 2.3.3 (Engel et al., 2017) to create a set of tasks that may help bioacoustics downstream tasks. We generate text prompts for *pitch detection* in Hz, *instrument name*, and *velocity*, ranging 0 to 1. Additionally, we use the timbre ‘qualities’ labels to create *text descriptions* for each audio. For instance, if the sound is ‘distorted,’ we generate descriptions such as “This sound has a distinctive crunchy sound and presence of many harmonics.” or “This sound is distorted”. Moreover, we create synthetic mixtures by layering one to three different instruments. In this case we generate two tasks: predicting the *number of instruments* and identifying the *instrument names*.

**Speech** We use LibriTTS (Zen et al., 2019) and VCTK (Yamagishi et al., 2019) to generate synthetic mixtures of up to four speakers, a task that may transfer to individual counting in bioacoustics. To better match the frequency variability in animal vocalizations, we time-scale the speech mixtures with factors sampled from a uniform distribution between 0.25 to 4 (i.e., from 4x slower to 4x faster). Since animal vocalizations tend to be sparse, we insert random segments of silence at local minima computed on the RMS of the speech signals. To enhance realism, we further convolve the generated mixtures with impulse responses sampled from the DNS Challenge (Dubey et al., 2024b).

## 4 Evaluation data: the BEANS-Zero benchmark

One of the key contributions of this work is BEANS-Zero, a new benchmark for bioacoustics (Table 2). BEANS-Zero extends beyond traditional species classification by introducing new tasks such as call-type prediction, lifestage classification, captioning, and individual counting, which is not seen during training. To construct BEANS-Zero, begin

Task <sup>a</sup>	Dataset	Description	# Size <sup>b</sup>	# Labels (type)
CLS	esc50	generic sound	400	50 (sound type)
CLS	watkins	marine mammals	339	31 (species)
CLS	cbi	birds	3620	264 (species)
CLS	humbugdb	mosquito	1859	14 (species)
DET	dcase	birds & mammals	13688	20 (species)
DET	enabirds	birds	4543	34 (species)
DET	hiceas	cetaceans	1485	1 (species)
DET	rfcx	birds & frogs	10406	24 (species)
DET	gibbons	gibbons	18560	3 (call type)
CLS	unseen-species	birds etc.	1255	200 (species)
CLS	unseen-genus	birds etc.	951	101 (species)
CLS	unseen-family	birds etc.	451	36 (species)
CLS	lifestage	birds	466	3 (stage)
CLS	call-type	birds	1000	2 (call/song)
CAP	captioning	birds etc.	29002	(open-ended)
CLS	zf-indv	zebra finches	1160	2 (# of indiv.)

**Table 2:** Evaluation tasks and datasets of BEANS-Zero. <sup>a</sup> CLS: classification, DET: detection, CAP: captioning. <sup>b</sup> The numbers of samples for classification and captioning, and the number of 5-second “chunks” for detection (see Section 3 for more details).

with the test portion of BEANS (Hagiwara et al., 2023) evaluates models on standard bioacoustic tasks and datasets, including:

- `esc50` (Piczak, 2015): Generic environmental sound classification with 50 labels.
- `watkins` (Sayigh et al., 2016): Marine mammal species classification with 31 species.
- `cbi` (Howard et al., 2020): Bird species classification with 264 labels from the Cornell Bird Identification competition hosted on Kaggle.
- `humdubdb` (Kiskin et al., 2021): Mosquito wingbeat sound classification into 14 species.
- `dcase` (Morfi et al., 2021): Mammal and bird detection from DCASE 2021 Task 5: Few-shot Bioacoustic Event Detection (20 species).
- `enabirds` (Chronister et al., 2021): Bird dawn chorus detection (34 species).
- `hiceas` (Center, 2022): Minke whale detection from the Hawaiian Islands Cetacean and Ecosystem Assessment Survey (HICEAS) (1 label).
- `rfcx` (LeBien et al., 2020): Bird and frog detection from the Rainforest Connection (RFCx) data with 24 species.
- `gibbons` (Dufourq et al., 2021): Hainan gibbon detection with 3 call type labels.

We also include novel bioacoustics datasets including:

- `unseen-species`: 200 species held out from AnimalSpeak (Robinson et al., 2024). For a controlled measure of generalization, we hold out species whose genus is well-represented (at least 150 training examples)
- `unseen-genus`: We hold out entire genus whose family is well-represented (at least 250 training examples) totaling 101 unique species.
- `unseen-family`: We hold out entire families whose class is well-represented (at least training 250 examples) totaling 36 unique species and representing the hardest generalization setting.

- `lifestage`: Predicting the lifestage of birds across multiple species. Newly curated from Xeno-canto (Xeno-canto).
- `call-type`: Classifying song vs. call across multiple bird species. Newly curated from Xeno-canto (Xeno-canto).
- `captioning`: Captioning bioacoustic audio on AnimalSpeak (Robinson et al., 2024).
- `zf-indv` (Elie & Theunissen, 2016): Determining whether a recording contains multiple zebra finches, using programmatically generated mixtures (1–4 individuals).

Some of these tasks, particularly bioacoustic captioning, have not been extensively studied before. Captioning allows for automatic generation of descriptive annotations of animal sounds, enhancing our understanding of species behaviors and communication patterns. Improvements in other new tasks, such as cross-species lifestage and call-type prediction, would allow finer-grained ecological monitoring and animal communication studies at scale.

For evaluation, we use accuracy for classification, macro-averaged F1 for detection, and SPIDeR (Liu et al., 2017) for captioning. Unlike mean average precision (mAP), which is originally used in BEANS and assumes a smooth ranking of candidates, F1 is more appropriate for evaluating generative tasks. This ensures a fairer assessment of models that generate predictions instead of ranking pre-defined classes.

## 5 NatureLM-audio Architecture

Our model follows a generic audio-to-text architecture similar to prior LALMs such as SALMONN (Tang et al., 2024), Qwen2-audio (Chu et al., 2024), and LTU (Gong et al., 2024). These models are trained on paired audio-text data for tasks including speech, music, and general audio event understanding. Figure 1 provides an overview of the NatureLM-audio architecture.

NatureLM-audio first encodes the input audio using BEATs (Chen et al., 2023), a state-of-the-art audio encoder on multiple audio tasks. To connect the BEATs embeddings with the LLM, we use a Q-Former (Li et al., 2023) applied at the window level as proposed in SALMONN (Tang et al., 2024). Similarly to the existing LALMs, we use an LLM to produce text, in this case Llama 3.1-8b (Dubey et al., 2024a), which is fine-tuned with LoRA (Hu et al., 2022). During training, only the adapter layers of the LLM are updated, while the base LLM parameters remain frozen. In contrast, the audio encoder and Q-Former remain trainable. The model takes an audio input  $\mathbf{a}$  along with an instruction  $\mathbf{x}$  and produces a text output  $\mathbf{y}$ . The model is trained under the loss function:

$$\mathbf{h} = f_W(\text{Encoder}(\mathbf{a})) \quad (1)$$

$$\mathbf{z} = p_\varphi^Q(\mathbf{q}, \mathbf{h}) \quad (2)$$

$$L = -\sum \log p_\theta^{LM}(\mathbf{y}_t | \mathbf{x}, \mathbf{z}, \mathbf{y}_{<t}) \quad (3)$$

where Encoder is the pretrained BEATs (Chen et al., 2023) audio encoder,  $f_W$  is a function that converts consecutive  $W$  audio frames into a window,  $p_\varphi^Q$  is the Q-Former model with trainable parameters  $\varphi$  that converts a window into a sequence of text representations  $\mathbf{z}$  using query  $\mathbf{q}$ , and  $p_\theta^{LM}$  is the pretrained LLM with trainable parameters  $\theta$ .

## 6 Training Method

Our training method follows a curriculum learning approach (Soviany et al., 2021), where the model is first trained on simpler tasks before progressively tackling more complex ones, as done in other audio foundation models (Tang et al., 2024; Gong et al., 2024). We train in the two stages:

- Stage 1 (Perception Pretraining): We pretrain the model exclusively on focal species classification, classifying vocalizations from thousands of animal species. Species classification is a highly deterministic task, allowing opportunity to learn a robust connection between language and audio. We also choose to train on this task individually as it is foundational to other tasks in bioacoustics.

- **Stage 2 (Generalization Fine-tuning):** In the second stage, we introduce a variety of bioacoustic and other tasks, building on the robust classification abilities developed in Stage 1. This includes detection, captioning, lifestage prediction, and call-type prediction. We also include speech and music data in this second stage, aimed at improving transfer to bioacoustic tasks.

We train NatureLM-audio from scratch, initializing the Q-Former and LoRA layers randomly rather than fine-tuning existing LALM checkpoints such as SALMONN. This allows for more flexibility in terms of choosing the latest LLM with the extensive knowledge of animal species, and the most relevant architectural components (e.g., excluding memory-intensive parts of current LALMs such as the Whisper speech encoder (Radford et al., 2023)).

## 7 Experiments

### 7.1 Training and Evaluation Details

We train our model on the full curated training set (Section 3). To evaluate generalization, we create hold-out splits for Xeno-canto, iNaturalist, Animal Sound Archive, and Watkins datasets, used solely for benchmarking.

We initialize the audio encoder weights using an existing BEATs checkpoint<sup>2</sup> and fully fine-tune it, which we found to be critical in an ablation (Table 9). We initialize the LLM from Llama-3.1-8B-Instruct and apply LoRA to all attention layers (rank: 32, alpha: 32, dropout: 0.1).

We follow the proposed two-stage training strategy. In both stages, we use a linear warmup followed by a cosine learning rate schedule, with a peak learning rate of  $9.0 \times 10^{-5}$  and an end learning rate of  $2.0 \times 10^{-5}$ . We use a batch size of 128 and run the first stage for  $5.0 \times 10^5$  steps and the second stage for  $1.6 \times 10^6$  steps. For inference, we use beam search with two beams, a repetition penalty of 1.0, and a length penalty of 1.0.

We consider several inference methods depending on the task type. Species-classification tasks involve single-label prediction: we prompt the model to output the species name from the recording. Since the LLM may generate text that does not exactly match predefined labels, we use Levenshtein distance to map predictions to the closest species name. We choose the Levenshtein distance for its simplicity and because species names, in particular Latin names, have high character-overlap with related names. However, we note that it may not be optimal for general audio classification.

For multilabel detection tasks, the number of target species varies by dataset. For tasks with 10 or fewer species, we include the species options in the prompt. Otherwise we prompt the model to list all species in the audio, if any. In both cases, the model outputs all detected species, or ‘None’. We discard predictions with low character overlap with the valid labels.

Our baselines include CLAP-like models (Wu et al., 2023b), which cannot naively perform multilabel detection. To address this, we create a negative “template” for each detection task, as proposed by Miao et al. (2023). We consider each label a detection positive for CLAP if the audio is more similar to the label than to the negative template in the CLAP model’s embedding space.

### 7.2 Species Classification and Detection

Table 3 shows the main results measured on the BEANS-Zero species classification and detection datasets. Our baselines include an LLM (the original Llama-3.1-8B-Instruct model without fine-tuning, Dubey et al. (2024a)) without audio input, SALMONN (Tang et al., 2024), BioLingual (Robinson et al., 2024), and Qwen2-audio (Chu et al., 2024). All baselines are evaluated in the same way as NatureLM-audio. As shown in the table, the outputs from the LLM without audio input, SALMONN, and Qwen2-audio are largely random on bioacoustic datasets, failing to properly interpret the input audio or follow the instructions. In contrast, NatureLM-audio achieved state-of-the-art zero-shot performance on 7 out of 9 datasets, and delivered competitive results on the remaining tasks from the BEANS-Zero benchmark. We note that performance of baselines on the general audio dataset ESC50 (Piczak, 2015) may be reduced by the use of the Levenshtein distance, as our pipeline is optimized for bioacoustic tasks.

We also compared NatureLM-audio with bird-specific classification models, namely BirdNET (Kahl et al., 2021) and Perch (Ghani et al., 2023), to evaluate the zero-shot capabilities of our model. We compare on the bird-related

<sup>2</sup>BEATs\_iter3\_plus\_AS2M\_finetuned\_on\_AS2M\_cpt2.pt



Model	esc50	watkins	cbi	humbugdb	dcase	enabirds	hiceas	rfcx	gibbons
LLM w/o audio	0.020	0.041	0.005	0.073	0.000	0.001	0.210	0.000	0.013
SALMONN	0.320	0.041	0.004	<u>0.090</u>	0.005	0.004	0.097	0.002	0.005
Qwen2-audio	0.307	0.041	0.004	0.070	0.005	0.004	0.097	0.002	0.005
BioLingual	<u>0.600</u>	<u>0.257</u>	<u>0.705</u>	0.085	<u>0.036</u>	<u>0.109</u>	<b>0.429</b>	<u>0.004</u>	<b>0.018</b>
NatureLM-audio	<b>0.820</b>	<b>0.788</b>	<b>0.778</b>	<b>0.114</b>	<b>0.058</b>	<b>0.314</b>	<u>0.336</u>	<b>0.025</b>	0.005

**Table 3:** Main zero-shot results on BEANS-Zero. We used accuracy for classification, and F1 for detection tasks. The best and the second best metrics are highlighted and underlined per each dataset.

	cbi	dcase-bird	enabirds
BirdNET	0.609	0.035	0.490
Perch	0.744	0.035	0.164
NatureLM-audio	0.778	0.083	0.314

**Table 4:** Comparison with bird vocalization models.

datasets of BEANS-Zero, plus the portion of DCASE with bird species. Results are presented in Table 4. Since both BirdNET and Perch were trained in a supervised manner on datasets that significantly overlap with our bird evaluation datasets, this is not a fully fair comparison, and their performance should be considered as topline results. Nevertheless, our model demonstrated strong zero-shot bird vocalization classification capabilities. In particular, we achieve a new SotA for the cbi dataset, classifying vocalizations of hundreds of birds, and achieve competitive results with the bird-specific models on both detection tasks. We additionally compare against various models on datasets from the BirdSet benchmark (Rauch et al. (2025), where our model achieves the highest average top-1 accuracy (Appendix in Table 7).

### 7.3 Generalizing to Unseen Species

We further evaluate the model’s ability to generalize to completely unseen taxa using the newly added datasets in BEANS-Zero, held out at three levels: unseen species, unseen genus, and unseen families. As a topline, we compare against BioLingual, which has seen these taxa in training and only indicates fully supervised performance. As baselines, we consider a theoretical random baseline ( $1 / \text{number of classes}$ ) and CLAP-LAION (Elizalde et al., 2023), a general-domain audio model which, similar to our model, is unlikely to have seen these species during training. We compare the performance when predicting common, scientific, or taxonomic names.

Table 5 presents the results. Across all three unseen taxa settings, NatureLM-audio significantly outperforms the random baseline, demonstrating its ability to generalize to unseen taxa and taxonomic branches. For example, on the unseen species test set, our model achieves an accuracy of 34.3%, far surpassing the random baseline of 0.5%, indicating that the model has learned features that extend beyond the species it was trained on. The model also outperforms CLAP-LAION, further emphasizing its ability to generalize. We observe that predicting with taxonomic names consistently improves performance across all settings, and is particularly critical for generalizing to unseen genus and families where scientific (Latin) names alone fail to capture hierarchical relationships. We further note that scientific names perform relatively well when generalizing to unseen species, but perform worse than common names for generalizing to unseen genus. This suggests that common names may encode broader hierarchical information or be more familiar to the language model.

### 7.4 Novel Bioacoustic Tasks

Beyond species classification, we evaluate NatureLM-audio on novel bioacoustic tasks introduced in BEANS-Zero, which, to the best of our knowledge, have not been previously studied at a cross-species level. We additionally include

	unseen-species <sup>a</sup>	unseen-genus <sup>b</sup>	unseen-family <sup>c</sup>
Supervised SotA	0.687	0.688	0.545
random chance	0.005	0.010	0.028
baseline (CLAP)	0.014	0.026	0.082
NatureLM-audio (cmn)	0.181	0.116	0.035
NatureLM-audio (sci)	0.238	0.041	0.035
NatureLM-audio (tax)	<b>0.343</b>	<b>0.148</b>	<b>0.308</b>

**Table 5:** Generalization to unseen taxa in terms of classification accuracy. All tasks predict species names, on test sets held-out at the <sup>a</sup> species <sup>b</sup> genus and <sup>c</sup> family level. Targets were not held out from “Supervised SotA” reference (BioLingual). Cmn, sci, and tax denote predictions using common, scientific, and taxonomic names respectively. Since the number of labels varies across datasets, results should not be directly compared across columns.

	lifestage	call-type	captioning	zf-indv
SotA	0.502	0.658	0.009	0.604
NatureLM-audio	0.794	0.871	0.532	0.655

**Table 6:** Results on BEANS-Zero novel bioacoustics tasks. We report accuracy for classification, and SPIDER (Sharif et al., 2018) for captioning. SotA is SALMONN for captioning and BioLingual for the remaining tasks.

zf-indv, a completely unseen task that determines whether a recording contains multiple zebra finch individuals or just one (Elie & Theunissen, 2016). We compare against BioLingual (Robinson et al., 2024) for discriminative tasks and SALMONN (Tang et al., 2024) for captioning. As shown in Table 6, NatureLM-audio sets a new state-of-the-art across all tasks. We evaluate call-type classification more extensively (Table 8), and find the model is able to transfer this task to unseen taxa. We further find the model can improve audio classification performance by incorporating additional context as text, which we discuss in the Appendix in C.

## 7.5 Ablation on Speech and Music

To investigate the impact of speech and music on downstream task performance, we run an ablation during stage-2 training. Specifically, we train two versions of the model for 150k steps—one with speech and music data and one without—and evaluate their ability to perform an unseen task: counting zebra finches. The model trained with speech achieves 67.7%, similar to our full model. The model trained without speech scored 50.0%, exactly random, and qualitatively predicted ‘more than one’ for all examples. These results suggest the ability to count vocalizing birds transfers from human speech and music, as our training data includes tasks such as counting human speakers in a recording. We include the ablation performance on all tasks in the Appendix (Tables 10 and 11).

## 8 Conclusion

We presented NatureLM-audio, the first audio-language foundation model specifically designed for bioacoustics, demonstrating its potential to address critical tasks such as classifying and detecting animal vocalizations, and decoding context, call types, and individuals across species. By leveraging a carefully curated dataset spanning bioacoustics, speech, and music data, NatureLM-audio sets the new state-of-the-art on multiple tasks, including zero-shot classification of unseen species. Moreover, our model demonstrates positive transfer across both domains and tasks, performing well on a novel benchmark (BEANS-Zero), which includes new bioacoustic tasks such as captioning and individual counting. To further accelerate research and the development of more robust models in the field, we have open-sourced the code for generating both training and benchmarking data.

We plan to extend this work by incorporating more diverse tasks and datasets, improving the text-based LLM

backbone with bioacoustic-specific texts, and enhancing the model’s multilingual capabilities. Another direction is the introduction of new modalities, such as motion and image data, leading to multimodal models like NatureLM-motion and NatureLM-image. We also aim to explore the model’s generative abilities, particularly in producing audio tokens for applications such as animal sound synthesis and audio denoising.

While NatureLM-audio offers significant potential for advancing biodiversity monitoring and conservation, several ethical concerns must be addressed. First, there is a potential bias towards bird vocalizations due to the over-representation of bird datasets, which could limit the model’s effectiveness in other taxa. Second, the model’s ability to detect and classify endangered species could be misused for illegal activities such as poaching, posing a threat to wildlife. Finally, unintended consequences on animal behavior and ecology must be considered, particularly when deploying LLMs, known for their issues including hallucinations and biases (Kuan et al., 2024). These systems may interfere with the behavior of the species being studied, and the long-term ecological impact of widespread passive monitoring is still unknown. Careful deployment and responsible use are essential to mitigate these risks.

## References

- Jakob Abeßer, Saichand Gourishetti, András Káta, Tobias Clauß, Prachi Sharma, and Judith Liebetrau. IDMT-Traffic: an open benchmark dataset for acoustic traffic monitoring research. In *2021 29th European Signal Processing Conference (EUSIPCO)*, pp. 551–555. IEEE, 2021.
- Andrea Agostinelli, Timo I. Denk, Zalán Borsos, Jesse Engel, Mauro Verzetti, Antoine Caillon, Qingqing Huang, Aren Jansen, Adam Roberts, Marco Tagliasacchi, Matt Sharifi, Neil Zeghidour, and Christian Frank. MusicLM: Generating music from text, 2023. URL <https://arxiv.org/abs/2301.11325>.
- Rishi Bommasani et al. On the opportunities and risks of foundation models. *ArXiv*, abs/2108.07258, 2021. URL <https://arxiv.org/abs/2108.07258>.
- Zalán Borsos, Raphaël Marinier, Damien Vincent, Eugene Kharitonov, Olivier Pietquin, Matt Sharifi, Dominik Roblek, Olivier Teboul, David Grangier, Marco Tagliasacchi, and Neil Zeghidour. AudioLM: A language modeling approach to audio generation. *IEEE/ACM Transactions on Audio, Speech, and Language Processing*, 31:2523–2533, 2023. doi: 10.1109/TASLP.2023.3288409.
- Malik Boudiaf, Tom Denton, Bart Van Merriënboer, Vincent Dumoulin, and Eleni Triantafillou. In search for a generalizable method for source free domain adaptation. In *International Conference on Machine Learning*, pp. 2914–2931. PMLR, 2023.
- Jack W. Bradbury and Sandra L. Vehrencamp. *Principles of animal communication*, volume 132. Sinauer Associates Sunderland, MA, 1998.
- Jules Cauzinille, Benoît Favre, Ricard Marxer, Dena Clink, Abdul Hamid Ahmad, and Arnaud Rey. Investigating self-supervised speech models’ ability to classify animal vocalizations: The case of gibbon’s vocal identity. In *Proceedings of Interspeech*. ISCA, 2024.
- NOAA Pacific Islands Fisheries Science Center. Hawaiian islands cetacean and ecosystem assessment survey (HICEAS) towed array data. *Edited and annotated for the 9th International Workshop on Detection, Classification, Localization, and Density Estimation of Marine Mammals Using Passive Acoustics (DCLDE 2022)*, 2022. doi: <https://doi.org/10.25921/e12p-gj65>.
- Sanyuan Chen, Yu Wu, Chengyi Wang, Shujie Liu, Daniel Tompkins, Zhuo Chen, Wanxiang Che, Xiangzhan Yu, and Furu Wei. BEATs: Audio pre-training with acoustic tokenizers. In Andreas Krause, Emma Brunskill, Kyunghyun Cho, Barbara Engelhardt, Sivan Sabato, and Jonathan Scarlett (eds.), *Proceedings of the 40th International Conference on Machine Learning*, volume 202 of *Proceedings of Machine Learning Research*, pp. 5178–5193. PMLR, 23–29 Jul 2023. URL <https://proceedings.mlr.press/v202/chen23ag.html>.

- Lauren M. Chronister, Tessa A. Rhinehart, Aidan Place, and Justin Kitzes. An annotated set of audio recordings of Eastern North American birds containing frequency, time, and species information. *Ecology*, 102(6):e03329, 2021. doi: <https://doi.org/10.1002/ecy.3329>. URL <https://esajournals.onlinelibrary.wiley.com/doi/abs/10.1002/ecy.3329>.
- Yunfei Chu, Jin Xu, Xiaohuan Zhou, Qian Yang, Shiliang Zhang, Zhijie Yan, Chang Zhou, and Jingren Zhou. Qwen-audio: Advancing universal audio understanding via unified large-scale audio-language models. *arXiv preprint arXiv:2311.07919*, 2023.
- Yunfei Chu, Jin Xu, Qian Yang, Haojie Wei, Xipin Wei, Zhifang Guo, Yichong Leng, Yuanjun Lv, Jinzheng He, Junyang Lin, Chang Zhou, and Jingren Zhou. Qwen2-audio technical report, 2024. URL <https://arxiv.org/abs/2407.10759>.
- Soham Deshmukh, Benjamin Elizalde, Rita Singh, and Huaming Wang. Pengi: An audio language model for audio tasks. In *Advances in Neural Information Processing Systems*, volume 36, pp. 18090–18108, 2023. URL [https://proceedings.neurips.cc/paper\\_files/paper/2023/file/3a2e5889b4bbef997ddb13b55d5acf77-Paper-Conference.pdf](https://proceedings.neurips.cc/paper_files/paper/2023/file/3a2e5889b4bbef997ddb13b55d5acf77-Paper-Conference.pdf).
- Konstantinos Drossos, Samuel Lipping, and Tuomas Virtanen. Clotho: An audio captioning dataset. In *Proceedings of the International Conference on Acoustics, Speech and Signal Processing (ICASSP)*, pp. 736–740. IEEE, 2020.
- Abhimanyu Dubey et al. The Llama 3 herd of models, 2024a. URL <https://arxiv.org/abs/2407.21783>.
- Harishchandra Dubey, Ashkan Aazami, Vishak Gopal, Babak Naderi, Sebastian Braun, Ross Cutler, Alex Ju, Mehdi Zohourian, Min Tang, Mehrsa Golestaneh, et al. ICASSP 2023 deep noise suppression challenge. *IEEE Open Journal of Signal Processing*, 2024b.
- Emmanuel Dufourq, Ian Durbach, James P. Hansford, Amanda Hoepfner, Heidi Ma, Jessica V. Bryant, Christina S. Stender, Wenyong Li, Zhiwei Liu, Qing Chen, Zhaoli Zhou, and Samuel T. Turvey. Automated detection of Hainan gibbon calls for passive acoustic monitoring. *Remote Sensing in Ecology and Conservation*, 7(3):475–487, 2021. doi: <https://doi.org/10.1002/rse2.201>. URL <https://zslpublications.onlinelibrary.wiley.com/doi/abs/10.1002/rse2.201>.
- Julie E Elie and Frederic E Theunissen. The vocal repertoire of the domesticated zebra finch: a data-driven approach to decipher the information-bearing acoustic features of communication signals. *Animal cognition*, 19:285–315, 2016.
- Benjamin Elizalde, Soham Deshmukh, Mahmoud Al Ismail, and Huaming Wang. CLAP: Learning audio concepts from natural language supervision. In *Proceedings of the International Conference on Acoustics, Speech and Signal Processing (ICASSP)*, pp. 1–5, 2023. ISBN 978-1-7281-6327-7. doi: 10.1109/ICASSP49357.2023.10095889.
- Jesse Engel, Cinjon Resnick, Adam Roberts, Sander Dieleman, Mohammad Norouzi, Douglas Eck, and Karen Simonyan. Neural audio synthesis of musical notes with WaveNet autoencoders. In *International Conference on Machine Learning*, pp. 1068–1077. PMLR, 2017.
- Julia Fischer, Rahel Noser, and Kurt Hammerschmidt. Bioacoustic field research: a primer to acoustic analyses and playback experiments with primates. *American journal of primatology*, 75(7):643–663, 2013.
- E Fonseca, X Favory, J Pons, F Font, and X Serra. Fsd50k: an open dataset of human-labeled sound events. *IEEE/ACM Transactions on Audio, Speech, and Language Processing*, 30:829–852, 2021.
- Josh Gardner, Simon Durand, Daniel Stoller, and Rachel Bittner. LLARK: a multimodal instruction-following language model for music. In *Proceedings of the 41st International Conference on Machine Learning, ICML’24*. JMLR.org, 2024.
- GBIF Secretariat. GBIF backbone taxonomy, 2023. URL <https://www.gbif.org/dataset/d7dddbf4-2cf0-4f39-9b2a-bb099caae36c>.

- Jort F. Gemmeke, Daniel P. W. Ellis, Dylan Freedman, Aren Jansen, Wade Lawrence, R. Channing Moore, Manoj Plakal, and Marvin Ritter. Audio Set: An ontology and human-labeled dataset for audio events. In *Proceedings of the International Conference on Acoustics, Speech and Signal Processing (ICASSP)*, pp. 776–780, 2017. doi: 10.1109/ICASSP.2017.7952261.
- Burooj Ghani, Tom Denton, Stefan Kahl, and Holger Klinck. Global birdsong embeddings enable superior transfer learning for bioacoustic classification. *Scientific Reports*, 13(1):22876, 2023.
- Yuan Gong, Hongyin Luo, Alexander H. Liu, Leonid Karlinsky, and James R. Glass. Listen, think, and understand. In *The Twelfth International Conference on Learning Representations*, 2024. URL <https://openreview.net/forum?id=nBZBPXdJlC>.
- Masato Hagiwara. AVES: Animal vocalization encoder based on self-supervision. In *Proceedings of the International Conference on Acoustics, Speech and Signal Processing (ICASSP)*, pp. 1–5, 2023. ISBN 978-1-7281-6327-7. doi: 10.1109/ICASSP49357.2023.10095642.
- Masato Hagiwara, Benjamin Hoffman, Jen-Yu Liu, Maddie Cusimano, Felix Effenberger, and Katie Zacarian. BEANS: The benchmark of animal sounds. In *Proceedings of the International Conference on Acoustics, Speech and Signal Processing (ICASSP)*, pp. 1–5, 2023. doi: 10.1109/ICASSP49357.2023.10096686.
- Jenny Hamer, Eleni Triantafillou, Bart van Merriënboer, Stefan Kahl, Holger Klinck, Tom Denton, and Vincent Dumoulin. BIRB: A generalization benchmark for information retrieval in bioacoustics, 2023. URL <https://arxiv.org/abs/2312.07439>.
- Addison Howard, Holger Klinck, Sohier Dane, Stefan Kahl, and Tom Denton. Cornell Birdcall Identification. <https://kaggle.com/competitions/birdsong-recognition>, 2020. URL <https://kaggle.com/competitions/birdsong-recognition>. Accessed 2023-06-01.
- Edward J Hu, Yelong Shen, Phillip Wallis, Zeyuan Allen-Zhu, Yuanzhi Li, Shean Wang, Lu Wang, and Weizhu Chen. LoRA: Low-rank adaptation of large language models. In *International Conference on Learning Representations*, 2022. URL <https://openreview.net/forum?id=nZeVKeeFYf9>.
- Chien-Yu Huang, Ke-Han Lu, Shih-Heng Wang, Chi-Yuan Hsiao, Chun-Yi Kuan, Haibin Wu, Siddhant Arora, Kai-Wei Chang, Jiatong Shi, Yifan Peng, Roshan Sharma, Shinji Watanabe, Bhiksha Ramakrishnan, Shady Shehata, and Hung yi Lee. Dynamic-SUPERB: Towards a dynamic, collaborative, and comprehensive instruction-tuning benchmark for speech, 2024a. URL <https://arxiv.org/abs/2309.09510>.
- Rongjie Huang, Mingze Li, Dongchao Yang, Jiatong Shi, Xuankai Chang, Zhenhui Ye, Yuning Wu, Zhiqing Hong, Jiawei Huang, Jinglin Liu, Yi Ren, Yuexian Zou, Zhou Zhao, and Shinji Watanabe. AudioGPT: understanding and generating speech, music, sound, and talking head. In *Proceedings of the Thirty-Eighth AAAI Conference on Artificial Intelligence and Thirty-Sixth Conference on Innovative Applications of Artificial Intelligence and Fourteenth Symposium on Educational Advances in Artificial Intelligence*, AAAI’24/IAAI’24/EAAI’24. AAAI Press, 2024b. ISBN 978-1-57735-887-9. doi: 10.1609/aaai.v38i21.30570. URL <https://doi.org/10.1609/aaai.v38i21.30570>.
- iNaturalist. iNaturalist. <https://www.inaturalist.org/>. URL <https://www.inaturalist.org/>. accessed 2023-05-01.
- Muhammad Irfan, Zheng Jiangbin, Shahid Ali, Muhammad Iqbal, Zafar Masood, and Umar Hamid. Deepship: An underwater acoustic benchmark dataset and a separable convolution based autoencoder for classification. *Expert Systems with Applications*, 183:115270, 2021. ISSN 0957-4174. doi: <https://doi.org/10.1016/j.eswa.2021.115270>. URL <https://www.sciencedirect.com/science/article/pii/S0957417421007016>.
- Stefan Kahl, Connor M. Wood, Maximilian Eibl, and Holger Klinck. BirdNET: A deep learning solution for avian diversity monitoring. *Ecological Informatics*, 61:101236, 2021. ISSN 1574-9541. doi: 10.1016/J.ECOINF.2021.101236.

- Stefan Kahl, Russell Charif, and Holger Klinck. A collection of fully-annotated soundscape recordings from the Northeastern United States, September 2022. URL <https://doi.org/10.5281/zenodo.7079380>.
- Jasper Kanes. Marine mammal phonations of Barkley Canyon: A publicly available annotated data set. *J. Acoust. Soc. Am.*, 150(4 Supplement):A48, October 2021. doi: 10.1121/10.0007587. URL <https://doi.org/10.1121/10.0007587>.
- Chris Dongjoo Kim, Byeongchang Kim, Hyunmin Lee, and Gunhee Kim. AudioCaps: Generating captions for audios in the wild. In Jill Burstein, Christy Doran, and Thamar Solorio (eds.), *Proceedings of the 2019 Conference of the North American Chapter of the Association for Computational Linguistics: Human Language Technologies, Volume 1 (Long and Short Papers)*, pp. 119–132, Minneapolis, Minnesota, June 2019. Association for Computational Linguistics. doi: 10.18653/v1/N19-1011. URL <https://aclanthology.org/N19-1011>.
- Stephanie L King and Vincent M Janik. Bottlenose dolphins can use learned vocal labels to address each other. *Proceedings of the National Academy of Sciences*, 110(32):13216–13221, 2013.
- Diederik Kingma, Tim Salimans, Ben Poole, and Jonathan Ho. Variational diffusion models. *Advances in neural information processing systems*, 34:21696–21707, 2021.
- Ivan Kiskin, Marianne E. Sinka, Adam D. Cobb, Waqas Rafique, Lawrence Wang, Davide Zilli, Benjamin Gutteridge, Theodoros Marinos, Yunpeng Li, Emmanuel Wilson Kaindoa, Gerard F Killeen, Katherine J. Willis, and S. Roberts. HumBugDB: a large-scale acoustic mosquito dataset. In *Proceedings of the 35th Conference on Neural Information Processing Systems (NeurIPS 2021) Track on Datasets and Benchmarks*, 2021.
- Chun-Yi Kuan, Wei-Ping Huang, and Hung-yi Lee. Understanding sounds, missing the questions: The challenge of object hallucination in large audio-language models. In *Proceedings of Interspeech*, 2024.
- Jack LeBien, Ming Zhong, Marconi Campos-Cerqueira, Julian P. Velez, Rahul Dodhia, Juan Lavista Ferres, and T. Mitchell Aide. A pipeline for identification of bird and frog species in tropical soundscape recordings using a convolutional neural network. *Ecological Informatics*, 59:101113, 2020. ISSN 1574-9541. doi: <https://doi.org/10.1016/j.ecoinf.2020.101113>. URL <https://www.sciencedirect.com/science/article/pii/S1574954120300637>.
- Junnan Li, Dongxu Li, Silvio Savarese, and Steven Hoi. BLIP-2: bootstrapping language-image pre-training with frozen image encoders and large language models. In *Proceedings of the 40th International Conference on Machine Learning, ICML’23*. JMLR.org, 2023.
- Shansong Liu, Atin Sakkeer Hussain, Chenshuo Sun, and Ying Shan. Music Understanding LLaMA: Advancing text-to-music generation with question answering and captioning. In *Proceedings of the IEEE International Conference on Acoustics, Speech and Signal Processing (ICASSP)*, pp. 286–290, 2024. doi: 10.1109/ICASSP48485.2024.10447027.
- Siqi Liu, Zhenhai Zhu, Ning Ye, Sergio Guadarrama, and Kevin Murphy. Improved image captioning via policy gradient optimization of SPIDER. In *2017 IEEE International Conference on Computer Vision (ICCV)*, pp. 873–881, 2017. doi: 10.1109/ICCV.2017.100.
- Xinhao Mei, Chutong Meng, Haohe Liu, Qiuqiang Kong, Tom Ko, Chengqi Zhao, Mark D. Plumbley, Yuexian Zou, and Wenwu Wang. WavCaps: A ChatGPT-assisted weakly-labelled audio captioning dataset for audio-language multimodal research. *IEEE/ACM Transactions on Audio, Speech, and Language Processing*, 32:3339–3354, 2024. doi: 10.1109/TASLP.2024.3419446.
- Annamaria Mesaros, Toni Heittola, and Tuomas Virtanen. TUT database for acoustic scene classification and sound event detection. In *2016 24th European Signal Processing Conference (EUSIPCO)*, pp. 1128–1132. IEEE, 2016.
- Zhongqi Miao, Benjamin Elizalde, Soham Deshmukh, Justin Kitzes, Huaming Wang, Rahul Dodhia, and Juan M. Lavista Ferres. Zero-shot transfer for wildlife bioacoustics detection. *Research Square*, 2023. URL <https://doi.org/10.21203/rs.3.rs-3180218/v1>.

- Zhongqi Miao, Yuanhan Zhang, Zalan Fabian, Andres Hernandez Celis, Sara Beery, Chunyuan Li, Ziwei Liu, Amrita Gupta, Md Nasir, Wanhua Li, Jason Holmberg, Meredith Palmer, Kaitlyn Gaynor, Rahul Dodhia, and Juan Lavista Ferres. New frontiers in AI for biodiversity research and conservation with multimodal language models. *EcoEvoRxiv*, 2024. URL <https://ecoevorxiv.org/repository/view/7477/>.
- Veronica Morfi, Inês Nolasco, Vincent Lostanlen, Shubhr Singh, Ariana Strandburg-Peshkin, Lisa F. Gill, Hanna Pamula, David Benvent, and Dan Stowell. Few-shot bioacoustic event detection: A new task at the DCASE 2021 challenge. In *Detection and Classification of Acoustic Scenes and Events 2021*, 2021.
- Museum für Naturkunde Berlin. Animal sound archive. <https://doi.org/10.15468/0bpalr>. Accessed via gbif.org 2023-05-09.
- Tu Anh Nguyen, Benjamin Muller, Bokai Yu, Marta R. Costa-jussa, Maha Elbayad, Sravya Popuri, Christophe Ropers, Paul-Ambroise Duquenne, Robin Algayres, Ruslan Mavlyutov, Itai Gat, Mary Williamson, Gabriel Synnaeve, Juan Pino, Benoît Sagot, and Emmanuel Dupoux. SpiRit-LM: Interleaved spoken and written language model. *Transactions of the Association for Computational Linguistics*, 13:30–52, 2025. doi: 10.1162/tacl\_a.00728. URL <https://aclanthology.org/2025.tacl-1.2/>.
- Guy Oren, Aner Shapira, Reuven Lifshitz, Ehud Vinepinsky, Roni Cohen, Tomer Fried, Guy P. Hadad, and David Omer. Vocal labeling of others by nonhuman primates. *Science*, 385(6712):996–1003, 2024. doi: 10.1126/science.adp3757. URL <https://www.science.org/doi/abs/10.1126/science.adp3757>.
- Michael A Pardo, Kurt Fristrup, David S Lolchuragi, Joyce H Poole, Petter Granli, Cynthia Moss, Iain Douglas-Hamilton, and George Wittemyer. African elephants address one another with individually specific name-like calls. *Nature Ecology & Evolution*, pp. 1–12, 2024.
- Karol J. Piczak. ESC: Dataset for environmental sound classification. In *Proceedings of the 23rd Annual ACM Conference on Multimedia*, pp. 1015–1018. ACM Press, 2015. ISBN 978-1-4503-3459-4. doi: 10.1145/2733373.2806390. URL <http://dl.acm.org/citation.cfm?doid=2733373.2806390>.
- M Poupard, P Best, M Ferrari, P Spong, H Symonds, J-M Prévot, T Soriano, and H Glotin. From massive detections and localisations of orca at orcalab over three years to real-time survey joint to environmental conditions. In *e-Forum Acusticum 2020*, pp. 3235–3237, 2020.
- Alec Radford, Jong Wook Kim, Tao Xu, Greg Brockman, Christine McLeavey, and Ilya Sutskever. Robust speech recognition via large-scale weak supervision. In *Proceedings of the 40th International Conference on Machine Learning, ICML’23*. JMLR.org, 2023.
- Lukas Rauch, Raphael Schwinger, Moritz Wirth, René Heinrich, Denis Huseljic, Marek Herde, Jonas Lange, Stefan Kahl, Bernhard Sick, Sven Tomforde, and Christoph Scholz. Birdset: A large-scale dataset for audio classification in avian bioacoustics. In *The Thirteenth International Conference on Learning Representations*, 2025. URL <https://openreview.net/forum?id=dRXxFEY8ZE>.
- David Robinson, Adelaide Robinson, and Lily Akrapongpisak. Transferable models for bioacoustics with human language supervision. In *IEEE International Conference on Acoustics, Speech and Signal Processing, Proceedings of the International Conference on Acoustics, Speech and Signal Processing (ICASSP) 2024, Seoul, Republic of Korea, April 14-19, 2024*, pp. 1316–1320. IEEE, 2024. doi: 10.1109/ICASSP48485.2024.10447250. URL <https://doi.org/10.1109/ICASSP48485.2024.10447250>.
- Paul K. Rubenstein, Chulayuth Asawaroengchai, Duc Dung Nguyen, Ankur Bapna, Zalán Borsos, Félix de Chaumont Quitry, Peter Chen, Dalia El Badawy, Wei Han, Eugene Kharitonov, Hannah Muckenhirn, Dirk Padfield, James Qin, Danny Rozenberg, Tara Sainath, Johan Schalkwyk, Matt Sharifi, Michelle Tadmor Ramanovich, Marco Tagliasacchi, Alexandru Tudor, Mihajlo Velimirović, Damien Vincent, Jiahui Yu, Yongqiang Wang, Vicky Zayats, Neil Zeghidour, Yu Zhang, Zhishuai Zhang, Lukas Zilka, and Christian Frank. AudioPaLM: A large language model that can speak and listen. *arXiv preprint arXiv:2306.12925*, 2023.

- Christian Rutz, Michael Bronstein, Aza Raskin, Sonja C. Vernes, Katherine Zacarian, and Damián E. Blasi. Using machine learning to decode animal communication. *Science*, 381(6654):152–155, 2023. doi: 10.1126/science.adg7314. URL <https://www.science.org/doi/abs/10.1126/science.adg7314>.
- J Salamon and JP Jacoby, Cand Bello. A dataset and taxonomy for urban sound research. In *Proceedings of the 22nd ACM international conference on Multimedia*, pp. 1041–1044, 2014.
- D Santos-Domínguez, S Torres-Guijarro, A Cardenal-López, and A Pena-Gimenez. ShipsEar: An underwater vessel noise database. *Applied Acoustics*, 113:64–69, 2016.
- E. Sarkar and M. Magimai.-Doss. Can self-supervised neural representations pre-trained on human speech distinguish animal callers? In *Proceedings of Interspeech*, pp. 1189–1193, 2023. doi: 10.21437/Interspeech.2023-1968.
- Laela Sayigh, Mary Ann Daher, Julie Allen, Helen Gordon, Katherine Joyce, Claire Stuhlmann, and Peter Tyack. The Watkins marine mammal sound database: An online, freely accessible resource. *Proceedings of Meetings on Acoustics*, 27(1):040013, 2016. doi: 10.1121/2.0000358. URL <https://asa.scitation.org/doi/abs/10.1121/2.0000358>.
- Naeha Sharif, Lyndon White, Mohammed Bennamoun, and Syed Afaq Ali Shah. Learning-based composite metrics for improved caption evaluation. In *Proceedings of ACL 2018, student research workshop*, pp. 14–20, 2018.
- Ocean Networks Canada Society. Upper slope south hydrophone deployed 2013-05-11. Data set, 2013. URL <https://doi.org/10.34943/d644336d-eb3e-4bf0-b2ef-0cdf3d8bd0db>.
- Ocean Networks Canada Society. Upper slope south hydrophone deployed 2014-05-03. Data set, 2014a. URL <https://doi.org/10.34943/e03fd4fb-3029-4a40-9174-0bd3e4d99276>.
- Ocean Networks Canada Society. Upper slope south hydrophone deployed 2014-05-07. Data set, 2014b. URL <https://doi.org/10.34943/7bef925c-de7e-4e31-80d6-a78c71f9aec5>.
- Petru Soviany, Radu Tudor Ionescu, Paolo Rota, and N. Sebe. Curriculum learning: A survey. *International Journal of Computer Vision*, 130:1526 – 1565, 2021. URL <https://api.semanticscholar.org/CorpusID:231709290>.
- Samuel Stevens, Jiaman Wu, Matthew J Thompson, Elizabeth G Campolongo, Chan Hee Song, David Edward Carlyn, Li Dong, Wasila M Dahdul, Charles Stewart, Tanya Berger-Wolf, Wei-Lun Chao, and Yu Su. BioCLIP: A vision foundation model for the tree of life. In *Proceedings of the IEEE/CVF Conference on Computer Vision and Pattern Recognition (CVPR)*, pp. 19412–19424, 2024.
- Dan Stowell. Computational bioacoustics with deep learning: a review and roadmap. *PeerJ*, 10:e13152, 2022. ISSN 2167-8359. doi: 10.7717/peerj.13152. URL <https://europepmc.org/articles/PMC8944344>.
- Changli Tang, Wenyi Yu, Guangzhi Sun, Xianzhao Chen, Tian Tan, Wei Li, Lu Lu, Zejun Ma, and Chao Zhang. SALMONN: Towards generic hearing abilities for large language models. In *The Twelfth International Conference on Learning Representations*, 2024. URL <https://openreview.net/forum?id=14rn7HpKVk>.
- Joachim Thiemann, Nobutaka Ito, and Emmanuel Vincent. The diverse environments multi-channel acoustic noise database (demand): A database of multichannel environmental noise recordings. *Proceedings of Meetings on Acoustics*, 19(1):035081, 05 2013. ISSN 1939-800X. doi: 10.1121/1.4799597. URL <https://doi.org/10.1121/1.4799597>.
- Willem-Pier Vellinga and Robert Planqué. The xeno-canto collection and its relation to sound recognition and classification. In *CLEF (Working Notes)*, 2015.
- Mingqiu Wang, Izhak Shafran, Hagen Soltau, Wei Han, Yuan Cao, Dian Yu, and Laurent El Shafey. Retrieval augmented end-to-end spoken dialog models. In *Proceedings of the International Conference on Acoustics, Speech and Signal Processing (ICASSP)*, pp. 12056–12060. IEEE, 2024.



- Gordon Wichern, Joe Antognini, Michael Flynn, Licheng Richard Zhu, Emmett McQuinn, Dwight Crow, Ethan Manilow, and Jonathan Le Roux. Wham!: Extending speech separation to noisy environments. In *Proceedings of Interspeech*, September 2019.
- Jian Wu, Yashesh Gaur, Zhuo Chen, Long Zhou, Yimeng Zhu, Tianrui Wang, Jinyu Li, Shujie Liu, Bo Ren, Linquan Liu, et al. On decoder-only architecture for speech-to-text and large language model integration. In *2023 IEEE Automatic Speech Recognition and Understanding Workshop (ASRU)*, pp. 1–8. IEEE, 2023a.
- Yusong Wu, Ke Chen, Tianyu Zhang, Yuchen Hui, Taylor Berg-Kirkpatrick, and Shlomo Dubnov. Large-scale contrastive language-audio pretraining with feature fusion and keyword-to-caption augmentation. In *Proceedings of the International Conference on Acoustics, Speech and Signal Processing (ICASSP)*, pp. 1–5, 2023b. doi: 10.1109/ICASSP49357.2023.10095969.
- Xeno-canto. Xeno-canto: Bird sounds from around the world. <https://www.xeno-canto.org/>. URL <https://www.xeno-canto.org/>. Accessed 2023-05-15.
- Junichi Yamagishi, Christophe Veaux, Kirsten MacDonald, et al. CSTR VCTK Corpus: English multi-speaker corpus for CSTR voice cloning toolkit (version 0.92). *University of Edinburgh. The Centre for Speech Technology Research (CSTR)*, pp. 271–350, 2019.
- Qian Yang, Jin Xu, Wenrui Liu, Yunfei Chu, Ziyue Jiang, Xiaohuan Zhou, Yichong Leng, Yuanjun Lv, Zhou Zhao, Chang Zhou, and Jingren Zhou. AIR-Bench: Benchmarking large audio-language models via generative comprehension. In Lun-Wei Ku, Andre Martins, and Vivek Srikumar (eds.), *Proceedings of the 62nd Annual Meeting of the Association for Computational Linguistics (Volume 1: Long Papers)*, pp. 1979–1998. Association for Computational Linguistics, August 2024. doi: 10.18653/v1/2024.acl-long.109. URL <https://aclanthology.org/2024.acl-long.109>.
- Heiga Zen, Viet Dang, Rob Clark, Yu Zhang, Ron J Weiss, Ye Jia, Zhifeng Chen, and Yonghui Wu. LibriTTS: A corpus derived from librispeech for text-to-speech. In *Proceedings of Interspeech 2019*, pp. 1526–1530, 2019.
- Dong Zhang, Shimin Li, Xin Zhang, Jun Zhan, Pengyu Wang, Yaqian Zhou, and Xipeng Qiu. SpeechGPT: Empowering large language models with intrinsic cross-modal conversational abilities. In Houda Bouamor, Juan Pino, and Kalika Bali (eds.), *Findings of the Association for Computational Linguistics: EMNLP 2023*, pp. 15757–15773, Singapore, December 2023. Association for Computational Linguistics. doi: 10.18653/v1/2023.findings-emnlp.1055. URL <https://aclanthology.org/2023.findings-emnlp.1055/>.
- Ziqiang Zhang, Sanyuan Chen, Long Zhou, Yu Wu, Shuo Ren, Shujie Liu, Zhuoyuan Yao, Xun Gong, Lirong Dai, Jinyu Li, et al. SpeechLM: Enhanced speech pre-training with unpaired textual data. *IEEE/ACM Transactions on Audio, Speech, and Language Processing*, 2024.

<b>A</b>	<b>Held-out data</b>	<b>18</b>
A.1	Held-out Families . . . . .	18
A.2	Held-out Genus . . . . .	18
A.3	Held-out Species . . . . .	18
<b>B</b>	<b>Evaluation on birdset</b>	<b>20</b>
<b>C</b>	<b>Species Classification with Additional Context</b>	<b>20</b>
<b>D</b>	<b>Call Types and Transfer</b>	<b>20</b>
<b>E</b>	<b>Ablation on Unfreezing BEATs</b>	<b>21</b>
<b>F</b>	<b>Speech+music ablation: full results</b>	<b>21</b>
<b>G</b>	<b>Training data</b>	<b>22</b>

## A Held-out data

### A.1 Held-out Families

- |                    |                   |                     |
|--------------------|-------------------|---------------------|
| 1. Elachuridae     | 5. Alytidae       | 9. Prohalangopsidae |
| 2. Calyptophilidae | 6. Castoridae     | 10. Octodontidae    |
| 3. Pelecenoididae  | 7. Dicroglossidae |                     |
| 4. Phocoenidae     | 8. Suidae         |                     |

### A.2 Held-out Genus

- |                      |                     |                   |
|----------------------|---------------------|-------------------|
| 1. Aglaeactis        | 18. Hymenops        | 35. Leucocarbo    |
| 2. Drepanorhynchus   | 19. Doliornis       | 36. Gymnophaps    |
| 3. Lesbia            | 20. Eugerygone      | 37. Goldmania     |
| 4. Nemobius          | 21. Cryptosylvicola | 38. Oreomystis    |
| 5. Meconema          | 22. Taeniopygia     | 39. Rhodostethia  |
| 6. Pseudochorthippus | 23. Catharopeza     | 40. Falcipennis   |
| 7. Caliechthrus      | 24. Eurostopodus    | 41. Pachycoccyx   |
| 8. Pachycare         | 25. Tylas           | 42. Cryptotympana |
| 9. Rhodothraupis     | 26. Vini            | 43. Tympanistalna |
| 10. Astrapia         | 27. Ptychoramphus   | 44. Cyrtoxipha    |
| 11. Probosciger      | 28. Speculanas      | 45. Afrixalus     |
| 12. Amazonetta       | 29. Aphelocephala   | 46. Uperoleia     |
| 13. Ocyalus          | 30. Stipiturus      | 47. Urocitellus   |
| 14. Nandayus         | 31. Procarduelis    | 48. Chalcorana    |
| 15. Rhinocrypta      | 32. Rhopophilus     | 49. Aiolopus      |
| 16. Heterocercus     | 33. Neopsephotus    | 50. Speothos      |
| 17. Jacamaralcyon    | 34. Enodes          |                   |

### A.3 Held-out Species

- |                           |                              |                                |
|---------------------------|------------------------------|--------------------------------|
| 1. Aethopyga shelleyi     | 8. Amazona dufresniana       | 15. Agapornis pullarius        |
| 2. Arachnothera dilutior  | 9. Metallura aeneocauda      | 16. Amazona versicolor         |
| 3. Sitta castanea         | 10. Thlypopsis fulviceps     | 17. Saltator cinctus           |
| 4. Carpodacus rodopeplus  | 11. Monarcha frater          | 18. Xiphocolaptes falcirostris |
| 5. Aethopyga ignicauda    | 12. Kleinothraupis reyi      | 19. Passer insularis           |
| 6. Pachycephala soror     | 13. Aplonis magna            | 20. Chalcomitra balfouri       |
| 7. Herpsilochmus roraimae | 14. Phylloscopus misoriensis | 21. Arremonops tocuyensis      |

22. *Atlapetes meridae*
23. *Colluricincla obscura*
24. *Saltator maxillosus*
25. *Philemon meyeri*
26. *Thamnophilus insignis*
27. *Aulacorhynchus whitleianus*
28. *Sirystes subcanescens*
29. *Sporophila nigrorufa*
30. *Zoothera mollissima*
31. *Thlypopsis inornata*
32. *Picumnus spilogaster*
33. *Columba arquatrix*
34. *Petrochelidon rufocollaris*
35. *Pyrrhura griseipectus*
36. *Myiothlypis chrysogaster*
37. *Thripophaga amacurensis*
38. *Herpsilochmus motacilloides*
39. *Progne dominicensis*
40. *Heliodoxa branickii*
41. *Asthenes arequipae*
42. *Gerygone fusca*
43. *Otus thiloheffmanni*
44. *Inezia subflava*
45. *Charadrius montanus*
46. *Petroica polymorpha*
47. *Symphysia chrysura*
48. *Dicrurus lophorhinus*
49. *Pycnonotus penicillatus*
50. *Melanerpes herminieri*
51. *Zosterops mysorensis*
52. *Oenanthe xanthopyrma*
53. *Artamus monachus*
54. *Caprimulgus pulchellus*
55. *Psarocolius cassini*
56. *Symphysia chrysura*
57. *Zosterops cinereus*
58. *Circus cinereus*
59. *Geotrygon chrysis*
60. *Microsphenus trifasciatus*
61. *Pternistis harwoodi*
62. *Ceblepyris caesus*
63. *Ficedula disposita*
64. *Treron affinis*
65. *Geokichla wardii*
66. *Campethera bennettii*
67. *Alcedo semitorquata*
68. *Buteo japonicus*
69. *Apus bradfieldi*
70. *Pterocles personatus*
71. *Melaniparus fringillinus*
72. *Poecile hypermelaenus*
73. *Circus buffoni*
74. *Pycnonotus blanfordi*
75. *Macholophus aplonotus*
76. *Estrilda ochrogaster*
77. *Touit batavicus*
78. *Mirafraga gillettii*
79. *Pternistis icterorhynchus*
80. *Accipiter collaris*
81. *Knipolegus lophotes*
82. *Nothoprocta taczanowskii*
83. *Pachycephala modesta*
84. *Vanellus tricolor*
85. *Caprimulgus andamanicus*
86. *Ardenna grisea*
87. *Mixornis kellyi*
88. *Cinnyris johannae*
89. *Recurvirostra novaehollandiae*
90. *Sitta leucopsis*
91. *Petroica pusilla*
92. *Amazilia luciae*
93. *Melaniparus fasciiventer*
94. *Egretta picata*
95. *Columba pollenii*
96. *Rallus madagascariensis*
97. *Heliodoxa gularis*
98. *Carpodacus roseus*
99. *Zosterops chloronothos*
100. *Pachycephala lorentzi*
101. *Saucerottia cyanura*
102. *Cinclosoma marginatum*
103. *Bucco noanamae*
104. *Certhia nipalensis*
105. *Pachycephala lanioides*
106. *Carpodacus trifasciatus*
107. *Chorthippus acroleucus*
108. *Chlidonias albostrigatus*
109. *Hirundo domicola*
110. *Falco concolor*
111. *Dryocopus schulzii*
112. *Rhyticeros undulatus*
113. *Quiscalus nicaraguensis*
114. *Cisticola brunneus*
115. *Knipolegus cyanirostris*
116. *Ardenna carneipes*
117. *Lybius rubrifacies*
118. *Climacteris melanurus*
119. *Puffinus opisthomelas*
120. *Manorina melanotis*
121. *Celebesia abbotti*
122. *Otus mayottensis*
123. *Trachyphonus margaritatus*
124. *Oenanthe dubia*
125. *Chloropsis flavipennis*
126. *Ploceus alienus*
127. *Phalacrocorax varius*
128. *Ploceus pelzelni*
129. *Merops mentalis*
130. *Passer gongonensis*
131. *Myzomela cineracea*
132. *Pachycephala feminina*
133. *Brachypteryx sinensis*
134. *Lonchura flavipyrma*
135. *Ninox natalis*
136. *Myrmelastes caurensis*
137. *Buteo trizonatus*
138. *Apalis charrisi*
139. *Ficedula nigrorufa*
140. *Pica mauritanica*
141. *Anthreptes reichenowi*
142. *Sholicola major*
143. *Vireo osburni*
144. *Anas capensis*
145. *Ducula luctuosa*
146. *Lanius newtoni*
147. *Odontophorus dialeucos*
148. *Bostrychia olivacea*
149. *Cinnyris tsavoensis*
150. *Ploceus heuglini*
151. *Myzomela nigrita*
152. *Falco cherrug*
153. *Ixobrychus sturmi*
154. *Rhipidura semirubra*
155. *Haematopus chathamensis*
156. *Anthus brachyurus*
157. *Oenanthe lugens*
158. *Columba rupestris*
159. *Rhyticeros subruficollis*
160. *Zosterops vellaavella*
161. *Anthus sokokensis*
162. *Phaethornis idaliae*
163. *Picus dedemi*
164. *Muscicapa segregata*
165. *Cyanomitra bannermani*
166. *Poliophtila facilis*
167. *Platysteira albigularis*
168. *Dicaeum pygmaeum*
169. *Puffinus assimilis*
170. *Rhipidura kubaryi*
171. *Ploceus katangae*
172. *Canis lupaster*
173. *Hyla anderssonii*
174. *Ranoidea nudidigita*
175. *Ranoidea aurea*
176. *Litoria tyleri*
177. *Dendropsophus joannae*
178. *Okanagana occidentalis*
179. *Litoria latopalmata*
180. *Magicicada tredecassini*
181. *Orchelimum silvaticum*
182. *Oecanthus celerinictus*
183. *Empidonax aurantiacocristatus*
184. *Bufotes boulengeri*
185. *Oecanthus nigricornis*
186. *Myrmothera fulviventeris*
187. *Psaltoda adonis*
188. *Rana dalmatina*
189. *Dendropsophus sanborni*
190. *Hyperolius stictus*
191. *Hyperolius pictus*
192. *Hyla eximia*
193. *Leptodactylus natalensis*
194. *Oecanthus californicus*
195. *Hyperolius parallelus*
196. *Gryllus colini*
197. *Physeter macrocephalus*
198. *Eleutherodactylus unicolor*
199. *Gryllus bermudensis*
200. *Anas penelope*

## B Evaluation on birdset

We evaluate Top-1 accuracy on the datasets from the BirdSet benchmark. To match other models evaluated on BirdSet, which are constrained to predict one of the allowed labels, we use loss-based classification across all datasets and make predictions using scientific names. Our model achieves the highest average Top-1 accuracy, slightly surpassing Perch, demonstrating strong generalization from primarily focal recordings to soundscape recordings, and state-of-the-art performance for retrieval and classification on real-world bird datasets.

	POW	PER	NES	UHH	HSN	NBP	SNE	AVG
EffNet	0.80	0.38	<u>0.49</u>	0.42	<b>0.59</b>	0.63	0.67	0.57
ConvNext	0.75	0.36	0.45	0.44	0.52	0.64	0.65	0.54
AST	0.79	0.40	0.48	0.39	0.48	0.61	0.57	0.53
EAT	0.69	0.32	0.46	0.40	0.47	0.61	0.58	0.50
W2V2	0.72	0.34	0.47	0.51	0.50	0.65	0.51	0.53
Perch	<u>0.85</u>	<u>0.48</u>	<b>0.66</b>	<u>0.57</u>	<u>0.58</u>	<b>0.69</b>	<u>0.69</u>	<u>0.65</u>
NatureLM-audio	<b>0.95</b>	<b>0.62</b>	0.47	<b>0.60</b>	<u>0.58</u>	<u>0.66</u>	<b>0.76</b>	<b>0.66</b>

**Table 7:** Top-1 Accuracy results for each method on the datasets of BirdSet. Refer to the original paper (Rauch et al., 2025) for the details of compared baseline models.

## C Species Classification with Additional Context

We evaluate whether NatureLM-audio can improve species classification performance by incorporating additional context as text. The CBI dataset (Howard et al., 2020), derived from Xeno-canto, often contains metadata such as location and free-text notes written by recordists. We evaluate the model under three conditions: using audio alone, adding metadata (latitude, longitude, altitude when available, and geographic region), and further incorporating free-text notes. The model achieves an accuracy of 0.776 with audio alone, 0.792 with additional metadata, and 0.798 with both metadata and free-text notes, demonstrating that providing additional textual context can improve audio classification performance.

## D Call Types and Transfer

Configuration	call-song	multi	call-song-unseen	multi-unseen
NatureLM-audio	<b>0.871</b>	<b>0.667</b>	<b>0.769</b>	<b>0.678</b>
BioLingual	0.658	0.303	0.665	0.419

**Table 8:** Accuracy of call vs. song classification (call-song), multi-call classification (multi), and the generalization of these tasks to unseen taxa (call-song-unseen, multi-unseen.)

We further evaluate the classification of bird call types and the transfer of this task across species. We test the model on call vs. song prediction as well as call-type prediction for multiple classes (call, song, flight call, alarm call, begging call, and drumming). We then test if these tasks can be transferred to unseen taxa. The call-song-unseen and multi-unseen datasets evaluate the same tasks described above, but evaluated on the held-out taxa used to test unseen species, unseen genus, and unseen family. In addition to achieving state-of-the-art results on these tasks, the results transfer strongly to unseen taxa, outperforming BioLingual—even when these taxa were held out from NatureLM-audio but not from BioLingual.

## E Ablation on Unfreezing BEATs

Configuration	watkins	cbi	unseen-species	unseen-genus	unseen-family
BEATs-unfrozen	<b>0.723</b>	<b>0.680</b>	<b>0.320</b>	<b>0.124</b>	<b>0.306</b>
BEATs-frozen	0.490	0.401	0.184	0.073	0.186

**Table 9:** Zero-shot classification results with BEATs unfrozen vs. frozen. Both models are trained on stage-1 tasks for 150k steps. We report accuracy on species classification tasks, with unseen taxa tasks predicted using taxonomic names.

## F Speech+music ablation: full results

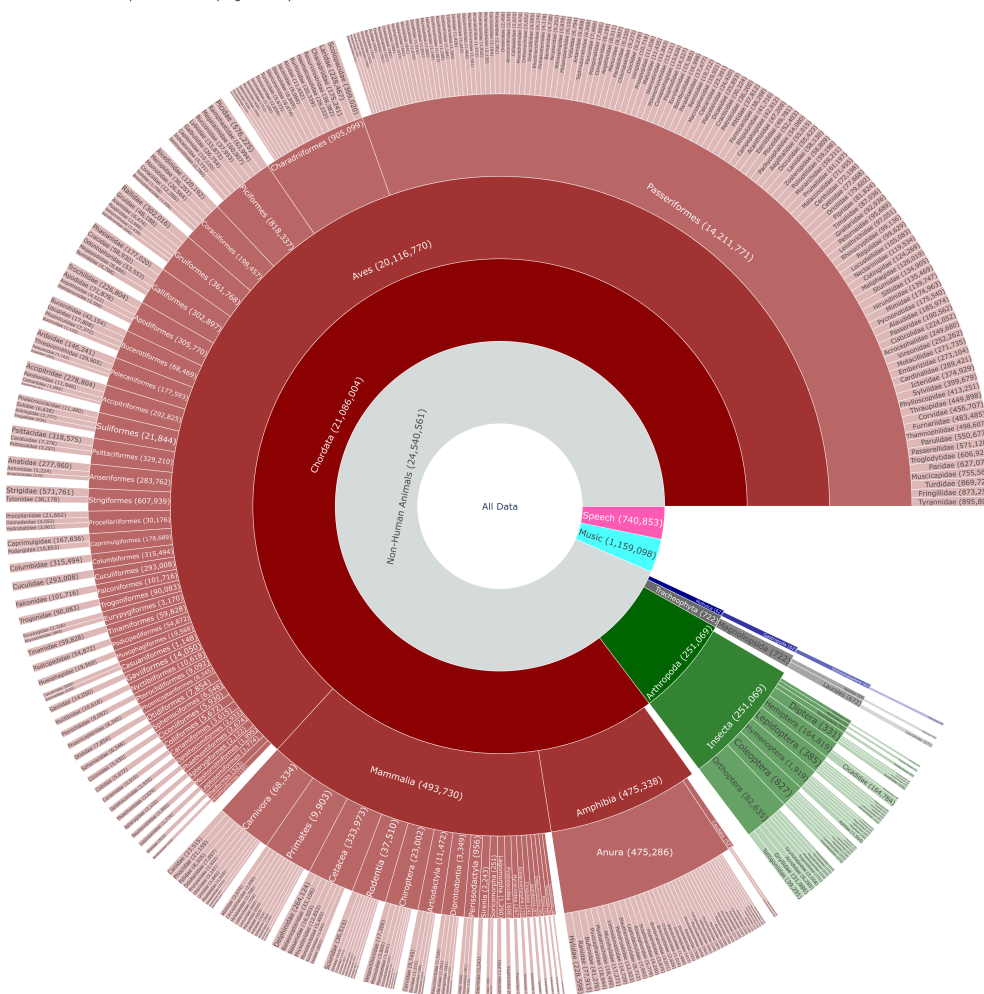
Model	esc50	watkins	cbi	humbugdb	dcase	enabirds	hiceas	rfcx	gibbons
base	0.570	0.788	0.748	0.093	0.107	0.299	0.415	0.038	0.011
base w/o speech or music	0.605	0.773	0.750	0.152	0.040	0.293	0.417	0.038	0.012

**Table 10:** Zero-shot classification and detection results on BEANS-Zero. Base model was trained on all stage-2 training tasks, while “base w/o speech or music” is an ablation removing both speech and music tasks from training data. Both models were trained for 150k steps. We used accuracy for classification, and F1 for detection tasks.

Model	unseen-species	unseen-genus	unseen-family	lifestage	call-type	captioning	zf-indv
base	0.322	0.139	0.239	0.702	0.863	0.501	0.677
base w/o speech or music	0.354	0.137	0.330	0.690	0.852	0.503	0.500

**Table 11:** Zero-shot results on new tasks introduced in BEANS-Zero. Base model was trained on all stage-2 training tasks, while base w/o speech or music is an ablation removing both speech and music tasks from training data. Both models were trained for 150k steps. We report accuracy for classification, and SPIDEr (Sharif et al., 2018) for captioning.

### Data Hierarchy Distribution (Log-Scaled)



22