

An Architectural Approach to Enhance Deep Long-Tailed Learning

Yuhan Pan¹, Yanan Sun², Wei Gong¹

¹University of Science and Technology of China

²Sichuan University

Abstract

Deep long-tailed recognition has been widely studied to address the issue of imbalanced data distributions in real-world scenarios. However, there has been insufficient focus on the design of neural architectures, despite empirical evidence suggesting that architecture can significantly impact performance. In this paper, we attempt to mitigate long-tailed issues through architectural improvements. To simplify the design process, we utilize Differential Architecture Search (DARTS) to achieve this goal. Unfortunately, existing DARTS methods struggle to perform well in long-tailed scenarios. To tackle this challenge, we introduce Long-Tailed Differential Architecture Search (LTDAS). Specifically, we conduct extensive experiments to explore architectural components that demonstrate better performance on long-tailed data and propose a new search space based on our observations. This ensures that the architecture obtained through our search process incorporates superior components. Additionally, we propose replacing the learnable linear classifier with an Equiangular Tight Frame (ETF) classifier to further enhance our method. This classifier effectively alleviates the biased search process and prevents performance collapse. Extensive experimental evaluations demonstrate that our approach consistently improves upon existing methods from an orthogonal perspective and achieves state-of-the-art results with simple enhancements.

Introduction

Deep neural networks have demonstrated remarkable performance in image recognition tasks, yet they are predominantly utilized in settings where the data adhere to a balanced distribution. In reality, data distributions in many practical scenarios are long-tailed (Buda, Maki, and Mazurowski 2017), characterized by a few head classes with abundant samples and many tail classes with limited samples. It has been proved that conventional deep learning methods tend to exhibit sub-optimal performance in such a context. To address this challenge, the community has proposed numerous approaches including data augmentation (Li et al. 2021; Hong et al. 2022; Ahn, Ko, and Yun 2023), class re-sampling strategies (Liu et al. 2021; Bai et al. 2023), decoupling learning (Kang et al. 2019; Zhou et al. 2023) and so on. Nevertheless, most existing methods pay insufficient attention to neural architecture design, which is crucial for deep models to achieve optimal performance.

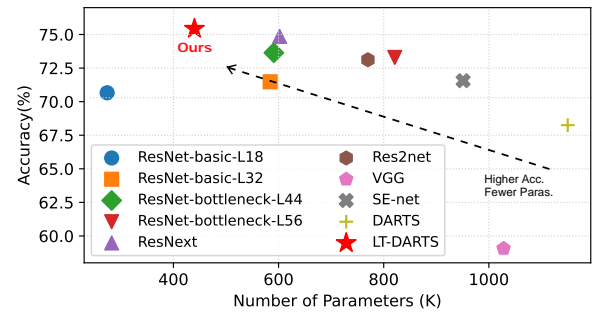


Figure 1: The performance of different architectures on the long-tailed CIFAR-10-LT dataset. The direction of black dashed lines indicates better architectures, as they achieve higher accuracy with fewer architectural parameters.

It is widely recognized that meticulous architectural design contributes to improved performance on balanced data distribution, and this consensus unsurprisingly extends to long-tailed data distribution. As depicted in Fig. 1, we conduct extensive training on several architectures and report their parameter sizes and performance. It can be observed that different backbones lead to various performances and an optimal architecture may achieve superior performance even with fewer parameters, which validates the feasibility of approaching the long-tailed problem from an architectural perspective. In terms of efficiently designing an architecture suited for long-tailed data, we leverage the power of differentiable architecture search (DARTS).

DARTS (Liu, Simonyan, and Yang 2018) is an efficient neural architecture search method with minimal computational resource requirements. On balanced datasets, the architectures it discovers perform on par with those designed by experts. Unfortunately, as shown in Fig 2, directly applying DARTS on the long-tailed dataset fails to achieve satisfactory results. Even the latest improved version β -DARTS (Ye et al. 2022) underperforms compared to expert-designed networks, which deviation contrasts with the performance on balanced data distribution. Moreover, it is noteworthy that the integration of the re-balancing loss LDAM (Cao et al. 2019) only yields a marginal improvement, suggesting that the naive combination of DARTS and

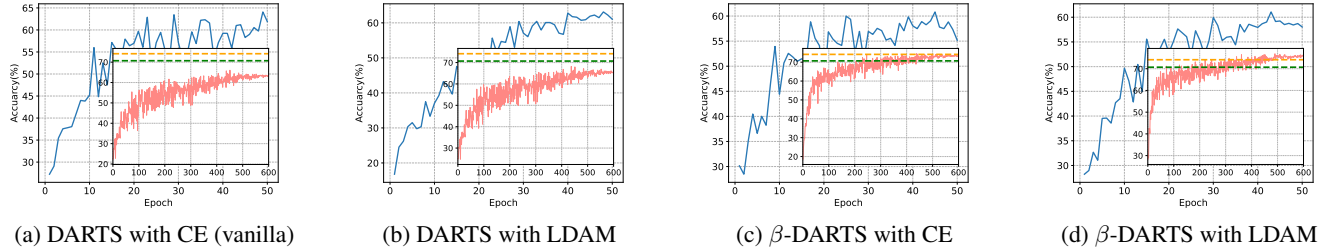


Figure 2: Running DARTS methods on CIFAR-10-LT, where the blue line denotes the process of proxy search, and the red line denotes the optimal architecture trained from scratch. Two baselines are depicted, where the green line corresponds to ResNet and the yellow line represents ResNeXt. (a)(c) Network parameters are updated based on the Cross-Entropy (CE) loss (i.e., $\mathcal{L}_{train} = \text{CE}$). (b)(d) $\mathcal{L}_{train} = \text{LDAM}$, which is a re-balancing loss function designed for long-tailed learning.

re-balancing strategy also fails to achieve satisfactory results.

To address this issue, we propose Long-Tailed Differential ARchiTecture Search (LTDAS), a framework tailored for the architecture search tasks on long-tailed data. Specifically, we systematically conduct extensive experiments to evaluate the performance of various architectural components under long-tailed data, including topology, activation functions and their placements, convolution designs, and normalization methods. Drawing from the observations, we propose two novel convolution operations, thereby establishing a novel search space. Moreover, we further enhance our method from the search strategy. We introduce the Equiangular Tight Frame (ETF) classifier, designed to mitigate weight shifts in classifiers caused by long-tailed data, including both weight norm and weight angle shifts. Furthermore, we find that the ETF classifier also alleviates performance collapse, which we validate through theoretical analysis. Extensive experimental results indicate the seamless integration of our method with existing approaches consistently enhancing the performance. Through only simple enhancements, our method achieves state-of-the-art results. Our contributions can be concluded as the following:

- We examine the long-tailed issue from an architectural perspective, which is paid little attention to. With this foundation, we methodically investigate architectural components that demonstrate enhanced performance in long-tailed scenarios, leading to insightful observations. Leveraging these insights, we propose two innovative convolution operations and establish a fresh search space.
- To further strengthen our approach from the search strategy, we incorporate the ETF classifier. Specifically, we observe a bias in the learnable classifier weights during the search process, which the ETF classifier inherently resolves. Additionally, we show that the ETF classifier also helps prevent performance collapse.
- Extensive experiments show that the architectures we discover outperform crafted designed architectures. And it can seamlessly integrate with existing solutions tailored to long-tailed issues, further enhancing model performance. Our research provides a complementary perspective for the long-tailed community.

Preliminaries

Background

DARTS constructs the neural network by stacking cells with the same architecture, where a cell is defined as a directed acyclic graph. The goal of search process is to identify the operations (edges) utilized for connecting diverse features (nodes). To this end, DARTS makes use of continuous relaxation in the following form:

$$\bar{o}(x) = \sum_{o \in \mathcal{O}} \frac{\exp(\alpha_o)}{\sum_{o' \in \mathcal{O}} \exp(\alpha_{o'})} o(x) \quad (1)$$

where \mathcal{O} is the search space and $o(\cdot)$ is the different operations selected from \mathcal{O} . $\bar{o}(\cdot)$ is the mixed operation, and it will be replaced by the $o(\cdot) = \operatorname{argmax}_{o \in \mathcal{O}} \alpha_o$ at the end of the search. α is a vector of dimension $|\mathcal{O}|$, named architecture parameter, denotes the operation mixing weights. It can be optimized through the following steps:

$$\min_{\alpha} \mathcal{L}_{val}(w^*(\alpha), \alpha) \quad (2)$$

$$s.t. \quad w^*(\alpha) = \operatorname{argmin}_w \mathcal{L}_{train}(w, \alpha) \quad (3)$$

where w denotes the network parameters and $w^*(\alpha)$ is the optimal network parameters w under the current architecture α . \mathcal{L}_{train} and \mathcal{L}_{val} denote the training and validation losses, respectively. The search process is based on gradient optimization of α and w to find the optimal cell architecture.

Observation

Upon reviewing existing DARTS methods (Xu et al. 2019; Movahedi et al. 2022; Ye et al. 2023), we observe that while they make considerable progress in optimizing search strategies, they largely overlook improvements to the search space. This oversight likely results in their shortcomings on long-tailed data. Specifically, existing methods use dilated and separable convolutions as candidate operations, but these basic convolution operations may lack sufficient feature extraction capability, ultimately failing to achieve the desired performance. To verify this, we conduct a toy experiment. We systematically craft four distinct search spaces, denoted as \mathcal{S}_1 , \mathcal{S}_2 , \mathcal{S}_3 , and \mathcal{S}_4 , where \mathcal{S}_1 and \mathcal{S}_3 are the advanced convolutions (aggregate convolution (Xie

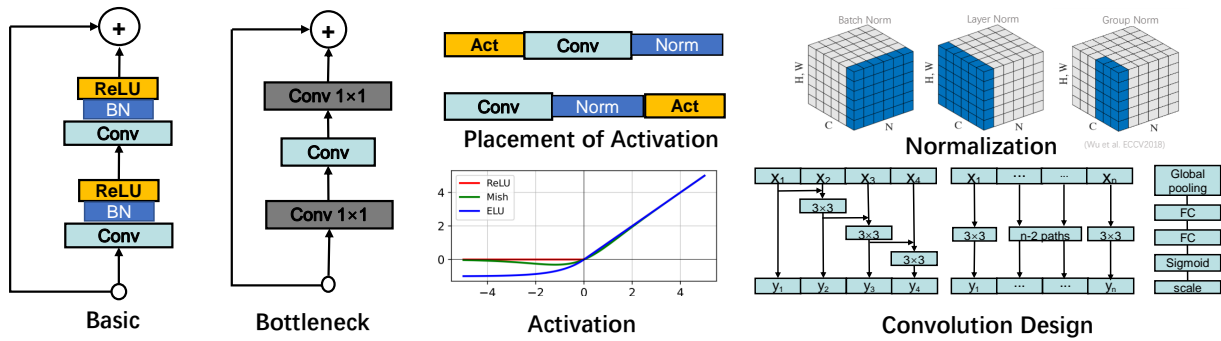


Figure 3: An overview of the architectural properties we explore. “Basic” represents the foundational architecture. “Bottleneck” refers to an improved topology, with the activation functions and normalization methods for each layer omitted for simplicity. Additionally, we investigate the design of convolution, placement of activation, normalization, and activation.

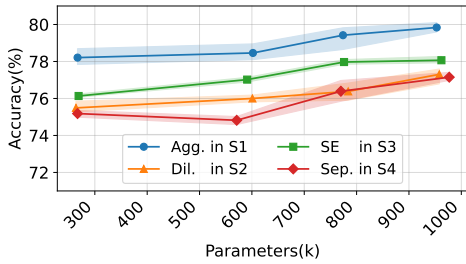


Figure 4: The performance of the optimal architecture is significantly impacted by the convolution operations within the search space.

et al. 2016) and SE convolution (Hu et al. 2017)) while S_2 and S_4 are the original convolutions. The results in Fig. 4 demonstrate that designing convolutional structures within the search space is non-trivial and can significantly boost model performance. Hence, it is imperative to delve into the intricacies of designing convolution operators.

Long-Tailed Differential Architecture Search

In this section, we introduce Long-Tailed Differential Architecture Search (LTDAS), offering an effective solution to the long-tailed problem from an architecture standpoint. In particular, we conduct extensive exploration of architecture components on long-tailed data and then propose two novel convolution operators based on the empirical findings. Moreover, we propose leveraging the ETF Classifier to mitigate the biased search resulting from the long-tailed data and also to prevent performance collapse.

Components Exploration

We break down the entire convolution operation into various components, examining their effects on performance in the long-tailed context separately. As depicted in Fig. 3, our explorations span the examination of topology, the specific design of convolution, the positioning and varieties of activation functions, as well as normalization methods.

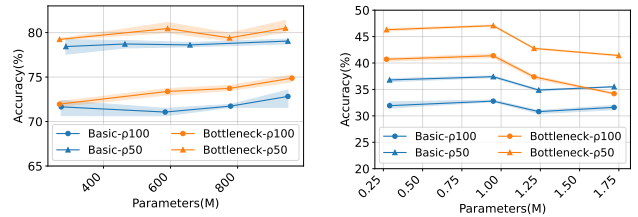


Figure 5: Comparison between “Basic” and “Bottleneck”, and ρ denotes the imbalance ratio.

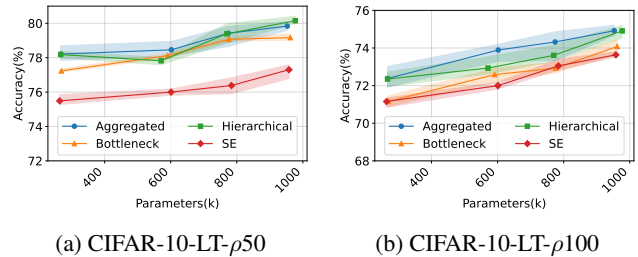


Figure 6: Performance of different convolutions on CIFAR-10-LT with $\rho = \{50, 100\}$. The aggregated convolution has 32 paths, a hierarchical convolution scale $s=8$, and the SE module scale $r=8$.

Settings We use ResNet as the foundational framework to explore the architecture properties. Compared to using the architecture of DARTS, this approach significantly simplifies the design complexity, while still allowing us to investigate the specific design details of convolutional operations. We evaluate the performance of individual properties on the CIFAR-10-LT and CIFAR-100-LT datasets. Additional experimental settings can be found in the appendix.

Topology We explore the performance of basic and bottleneck topology firstly, which are proposed in the (He et al. 2015). While the bottleneck has been proven to perform better on balanced datasets, many existing studies in the long-

tailed community default to using the basic architecture in the backbone network (Cao et al. 2019; Zhou et al. 2023). To investigate their performance in long-tailed data, basic and bottleneck are used as the block units, respectively. The experimental results in Fig 5 demonstrate that the bottleneck topology outperforms the basic, which aligns with the balanced context and suggests that the bottleneck may be a better choice in the search space.

Specific Convolution Design The specific design of convolutions primarily determines the network’s ability to feature representation. In addition to the existing dilated convolution and separable convolution, we further explore aggregate convolution (Xie et al. 2016), hierarchical convolution (Gao et al. 2019), and squeeze and excitation (SE) convolution (Hu et al. 2017), which are all proven effective on the balanced dataset. Fig. 6 shows that both the aggregated and hierarchical structures improve the performance on long-tailed data. However, the SE module results in a performance drop, which differs from its behavior on balanced datasets. Thus, incorporating aggregation and hierarchical structures in new convolutional designs may yield better results.

Other components We also explore the impact of the of activation function types, activation function positions and regularization methods on the performance of the architecture. Experimental details and results can be found in the appendix. The observations suggest that different convolution designs are optimal for various positions of activation functions, with the ReLU activation function and BatchNorm normalization consistently proving to be the better choices.

Operations Design

Based on these observations, we design two convolutional operations specifically tailored for long-tailed issues: LT-AggConv and LT-HierConv. LT-AggConv employs an aggregated convolution with a pre-activation approach, which uses multiple parallel convolutional operations and combines their outputs. This design benefits long-tailed scenarios by providing more refined feature representations for rare classes. LT-HierConv, on the other hand, uses hierarchical convolution with a post-activation approach, allowing the model to adaptively emphasize relevant features at various hierarchical levels, thereby enhancing classification accuracy. Both operations utilize the ReLU activation function and BatchNorm normalization and are based on a bottleneck architecture. Illustrations of these operations can be found in the appendix. Table 1 presents results on the CIFAR10-LT dataset, highlighting the superiority of the proposed convolution methods.

Operation	Dil.	Spe.	LT-Agg.	LT-Hier.
Acc.(%)	74.15	75.02	79.60	78.75

Table 1: Comparison between the proposed and original convolutional operations.

ETF: Hitting Two Targets with One Arrow

In this section, we propose using the Equiangular Tight Frame (ETF) classifier to enhance our method, effectively tackling both biased search and performance collapse issues.

Observation: A Biased Search Previous studies have identified classifier bias in long-tailed model training (Kang et al. 2019; Nam, Jang, and Lee 2023). Similarly, in the long-tailed setting, we observe a gradual shift in the classifier during the search process. As shown in Fig. 7, on a balanced dataset, inter-class weight norms remain similar and show little change during the search process. In contrast, on long-tailed data, the differences in inter-class norms increase as the search progresses. Additionally, in the final epoch, the angles between weight vectors become more unevenly distributed on long-tailed data compared to balanced data. Such biased norms and angles may lead to a biased search, resulting in architecture favoring the head classes more. To address this issue, we introduce the Equiangular Tight Frame (ETF) classifier.

ETF classifier According to the work of Pappayan et al., in the terminal phase of neural network training, feature vectors collapse to their class means and the corresponding linear classifier weights converge in the same direction, leading to an equiangular tight frame (ETF). This phenomenon is referred to as neural collapse (NC) (Pappayan, Han, and Donoho 2020), with a more detailed explanation provided in the appendix. Based on this, we propose an ETF classifier that ensures all weight vectors have equal norms, with the distances between them maximized and the angles equidistant. Formally, this can be defined as follows:

$$\mathbf{W} = \sqrt{E_W \frac{C}{C-1}} \mathbf{U} (\mathbf{I} - \frac{1}{C} \mathbf{1}\mathbf{1}^T) \quad (4)$$

where $\mathbf{W} \in \mathbb{R}^{d \times C}$ and C represents the number of classes. $\mathbf{U} \in \mathbb{R}^{d \times C}$ is a matrix such that $\mathbf{U}^T \mathbf{U} = \mathbf{I}$ and $\mathbf{I} \in \mathbb{R}^{C \times C}$ is the identity matrix. $\mathbf{1}$ is a C -dimensional vector with all elements equal to 1. E_W is a hyperparameter that controls the magnitude of the weight norm.

Analysis Since the ETF classifier has frozen unbiased weight vectors, it is undoubtedly well-suited for addressing the biased search problem caused by long-tailed issues. Additionally, we are surprised to find that it can also solve the performance collapse problem, which manifests as a rapid decline in accuracy during the later stages of DARTS search (Ye et al. 2022). Chen et al. suggest that smaller eigenvalues of the Hessian matrix during the search process can effectively prevent performance collapse (Chen and Hsieh 2020) and this observation explains why the ETF is effective in mitigating performance collapse:

Theorem 1. *The ETF classifier can ensure the Hessian matrix has a smaller maximum eigenvalue.*

Proof. Given the loss $L(w(\alpha), \alpha)$, where $w(\alpha)$ represents weights dependent on architecture parameters α . Decompose weights w into $w = [w_b, w_c]$, where w_b is the trainable backbone and w_c is the fixed classifier. Consider the second-order Taylor expansion of $\mathcal{L}(w, \alpha)$ around $(w(\alpha_0), \alpha_0)$:

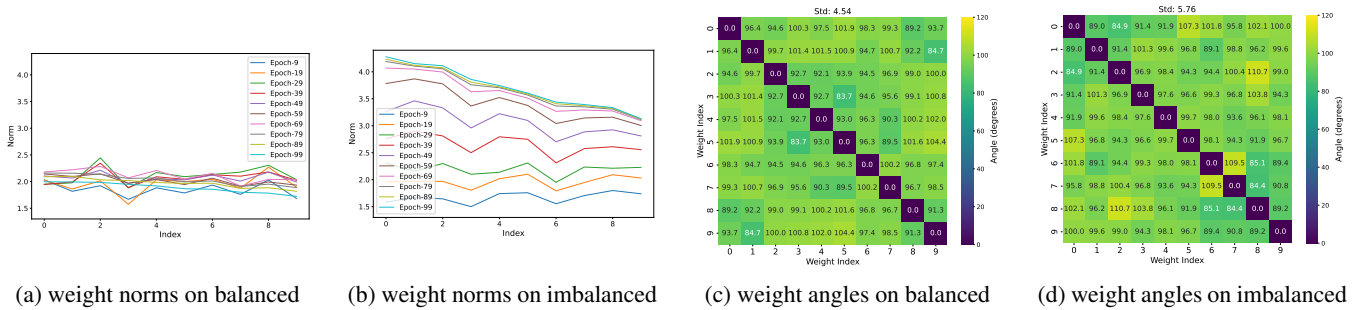


Figure 7: Classifier weight biased phenomena. (a) and (b) show weight norms at different search epochs, highlighting shifts in weight norms with long-tailed data. (c) and (d) reveal that the angle distribution between weight vectors is more uneven under long-tailed distributions. Best viewed in color.

$$L(w(\alpha), \alpha) = L(w(\alpha_0), \alpha_0) + (\alpha - \alpha_0) \nabla_{\alpha} L(w(\alpha), \alpha) + \frac{1}{2} (\alpha - \alpha_0)^T \nabla_{\alpha}^2 L(w(\alpha), \alpha) (\alpha - \alpha_0) \quad (5)$$

where the Hessian matrix $\nabla_{\alpha}^2 L(w(\alpha), \alpha)$ can be abbreviated as \mathbf{H} and decomposed as:

$$\mathbf{H} = \begin{bmatrix} \mathbf{H}_{ww} & \mathbf{H}_{w\alpha} \\ \mathbf{H}_{\alpha w} & \mathbf{H}_{\alpha\alpha} \end{bmatrix} \quad (6)$$

Breaking it further:

$$\mathbf{H} = \begin{bmatrix} \mathbf{H}_{w_b w_b} & \mathbf{H}_{w_b w_c} & \mathbf{H}_{w_b \alpha} \\ \mathbf{H}_{w_c w_b} & \mathbf{H}_{w_c w_c} & \mathbf{H}_{w_c \alpha} \\ \mathbf{H}_{\alpha w_b} & \mathbf{H}_{\alpha w_c} & \mathbf{H}_{\alpha \alpha} \end{bmatrix} \quad (7)$$

Since w_c is fixed, the derivatives involving w_c are zero:

$$\mathbf{H}_{w_b w_c} = \mathbf{H}_{w_c w_b} = \mathbf{H}_{w_c \alpha} = \mathbf{H}_{\alpha w_c} = \mathbf{0} \quad (8)$$

This simplifies \mathbf{H} to:

$$\mathbf{H}_{\text{effective}} = \begin{bmatrix} \mathbf{H}_{w_b w_b} & \mathbf{H}_{w_b \alpha} \\ \mathbf{H}_{\alpha w_b} & \mathbf{H}_{\alpha \alpha} \end{bmatrix} \quad (9)$$

Leveraging the properties of block matrices, it follows that the simplification leads to a Hessian matrix with generally smaller maximum eigenvalues:

$$\lambda_{\max}(\mathbf{H}_{\text{effective}}) < \lambda_{\max}(\mathbf{H}) \quad (10)$$

□

In summary, the introduction of the ETF classifier not only resolves the issue of biased classifiers through its inherent properties but also effectively mitigates performance collapse, thereby enhancing the performance of the architectures discovered during the search process.

Experiments

Dataset and Implementation

We evaluate the model’s performance across four datasets of varying scales: CIFAR10-LT, CIFAR100-LT, Places-LT, and ImageNet-LT. Without loss of generality, we apply various imbalanced factors to CIFAR datasets. We compare

our method with some state-of-the-art approaches including LDAM-DRW (Cao et al. 2019), BBN (Zhou et al. 2019), Balanced Softmax (Ren et al. 2020), MiSLAS (Zhong et al. 2020), LADE (Hong et al. 2020), GCL (Li, ming Cheung, and Lu 2021), RSG (Wang et al. 2021), ResLT (Cui et al. 2021), DisAlign (Zhang et al. 2021) and BGP (Wang et al. 2022). For the comparison subjects lacking experimental results, we reproduce them with their respective open-source codes.

Main Results

Firstly, we compare the performance of the best architecture discovered by LTDAS with ResNet-32 on the CIFAR-10/100-LT datasets. In order to further demonstrate the superiority of our architecture, ResNeXt and Res2Net are also included. The experimental results are shown in Table 2, and it is evident that the architectures uncovered by LTDAS exhibit heightened performance within a similar model size. Specifically, our architecture shows a 4% to 8% improvement over the basic ResNet baseline. Even when compared to more advanced architectures like ResNeXt and Res2Net, it still achieves at least a 1% accuracy advantage. Experiments across different datasets and imbalanced factors further validate the wide applicability of LTDAS.

Additionally, we compare our method with state-of-the-art methods in the long-tailed community. Our approach aims to find an optimal architecture, which is orthogonal to most existing long-tailed solutions, making it easy to combine with various methods for further performance enhancement. Table 3 presents our experimental results. In each block of this table (except the last), the first row represents existing SOTA methods with a manually designed ResNet backbone, the second row shows SOTA methods combined with DARTS, and the third row features SOTA methods combined with our approach. As illustrated in the first block, simply replacing the ResNet architecture in the baseline with LTDAS achieves superior performance compared to some existing solutions. It is important to note that the network is trained using the cross-entropy loss and does not incorporate any advanced rebalancing techniques.

When examining the results within each block, it’s clear that simply combining DARTS with existing long-tailed

Backbone	#P(M)	CIFAR-10-LT			CIFAR-100-LT		
		$\rho=200$	$\rho=100$	$\rho=50$	$\rho=200$	$\rho=100$	$\rho=50$
ResNet	0.46	65.68 \pm 0.25	70.70 \pm 0.31	74.81 \pm 0.17	34.84 \pm 0.12	38.43 \pm 0.09	43.90 \pm 0.14
ResNeXt	0.45	68.26 \pm 0.34	74.14 \pm 0.22	79.06 \pm 0.27	36.44 \pm 0.18	41.07 \pm 0.11	46.61 \pm 0.19
Res2Net	0.44	67.92 \pm 0.19	73.65 \pm 0.14	78.23 \pm 0.22	35.97 \pm 0.32	40.28 \pm 0.10	46.28 \pm 0.21
LTDAS	0.48	70.23 \pm 0.18	77.52 \pm 0.14	82.45 \pm 0.33	41.23 \pm 0.22	42.31 \pm 0.15	47.58 \pm 0.21

Table 2: We compare our approach with some state-of-the-art manually designed architectures on the CIFAR10/100-LT dataset. Without loss of generality, all networks are trained to converge using the cross-entropy loss.



Figure 8: (a) and (b) show the performance differences between trainable and ETF classifiers. “Search” indicates the search process performance and “test” result is a snapshot of the corresponding network training 100 epochs from scratch. (c) report the trajectory of Hessian matrix eigenvalues during architecture search.

	CIFAR-10-LT		CIFAR-100-LT	
	200	100	200	100
CE	65.68	70.70	34.84	38.43
CE+DARTS	62.31	67.29	31.46	36.02
CE+Ours	70.23	77.52	41.23	42.31
CE+Mixup	65.84	72.96	35.84	40.01
CE+Mixup+DARTS	61.32	68.21	31.13	37.25
CE+Mixup+Ours	73.87	78.86	43.51	44.77
LDAM-DRW	75.32	77.03	38.91	42.04
LDAM-DRW+DARTS	72.56	75.34	36.24	39.11
LDAM-DRW+Ours	77.26	79.61	44.45	45.79
Mixup+cRT	73.06	79.15	41.73	45.12
Mixup+cRT+DARTS	70.97	76.45	38.05	42.39
Mixup+cRT+Ours	80.50	82.91	44.90	49.47
BBN	73.47	79.82	37.21	42.56
BGP	-	-	41.20	45.20
GCL	79.03	82.68	44.88	48.71
Optimal	80.50	82.91	44.90	49.47

Table 3: Comparison with SOTA methods. No specific annotation indicates using ResNet as the backbone.

methods fails to achieve the performance levels of expert-designed networks, while our proposed method consistently outperforms them. This demonstrates our success in addressing the limitations of DARTS working well in long-tailed environments. Moreover, the results also reveal that our architecture surpasses those of meticulously designed long-tailed strategies, only with simple data augmentation (Mixup) and classifier retraining strategies (cRT).

We also validate the effectiveness of our method on large-scale datasets. As depicted in Table 4 and Table 5, our approach achieves comparable results with fewer parameters,

	Backbone	#P(M)	Acc.
CE	ResNet-152	58.2	30.2
Decouple-cRT	ResNet-152	58.2	36.7
Balanced Softmax	ResNet-152	58.2	38.6
LADE	ResNet-152	58.2	38.8
DisAlign	ResNet-152	58.2	39.3
RSG	ResNet-152	58.2	39.3
MiSLAS	ResNet-152	58.2	40.2
GCL	ResNet-152	58.2	40.6
Mixup+cRT	ResNet-152	58.2	38.5
Mixup+cRT	LTDAS	56.4	40.5

Table 4: Top-1 Accuracy on Places-LT. All baseline results are directly adopted from previous literature.

requiring only a straightforward fusion with Mixup and cRT.

Benefits of the ETF Classifier

We first demonstrate that the ETF classifier overcomes the weight-biased issue. We present the weight norms and angles of the LTDAS classifier in Fig. 9. It shows that the weight norm is maintained at 1, aligning with the $E_W = 1$ in our method. The angle between any two weight vectors is approximately 96.4 degrees, which also aligns with the conclusion of Eq. (4) (detailed derivations are provided in the appendix). To highlight the role of the ETF classifier in alleviating performance collapse, we intuitively compare the performance differences with and without its use. As shown in Fig 8, unlike the significant performance drop in the later stages of the search observed with the trainable classifier (vanilla), our approach ensures continuous improvement in architecture performance throughout the search process. In

	Backbone	#P(M)	Acc.
CE	ResNeXt-50	23.0	44.4
Balanced Softmax	ResNeXt-50	23.0	52.3
LADE	ResNeXt-50	23.0	52.3
DisAlign	ResNeXt-50	23.0	53.4
RSG	ResNeXt-50	23.0	51.8
ResLT	ResNeXt-50	23.0	52.9
Mixup+cRT	ResNeXt-50	23.0	52.3
Mixup+cRT	LTDAS	22.0	54.9

Table 5: Top-1 Accuracy on ImageNet-LT.

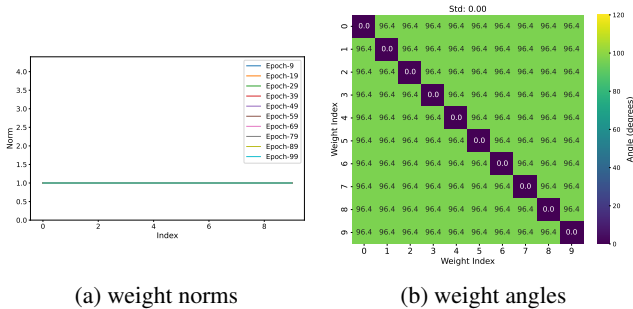


Figure 9: The weights of LTDAS. (a) is the weight norm during the search process and (b) represents the angle between pairwise weight vectors after the search is completed.

addition, we track changes in the maximum eigenvalue of the Hessian matrix throughout the search process. As shown in Fig. 8c, our method consistently maintains smaller eigenvalues, supporting the Theorem 1.

Ablation Study

We conduct ablation experiments to validate the improvements in both the search space and search strategy. We take the vanilla DARTS as the baseline and first improve its search space by replacing two original convolution operations with the proposed LT-AggConv and LT-HierConv (Conv.). Next, we enhance our method by incorporating the ETF classifier (ETF cls.). The experimental results in Table 6 show that each improvement benefits the model’s performance on the long-tailed dataset.

Vanilla DARTS	Conv.	ETF cls.	Acc.
✓			65.3
✓	✓		74.3
✓	✓	✓	77.8

Table 6: Ablation studies on CIFAR-10-LT.

Related Work

Deep Long-tailed Learning

Recently much effort has been devoted to deep long-tailed recognition. A branch of works. (Cao et al. 2019; Zhou et al. 2019; Hong et al. 2020; Zhang et al. 2021) tackle the long-tailed problem from the perspective of class re-balance,

proposing novel sampling strategies and loss functions to effectively re-weight imbalanced samples. Meanwhile, data augmentation is also introduced to mitigate this issue (Park et al. 2021; Ahn, Ko, and Yun 2023). They explore how to enhance the representation of minority classes through data processing. Moreover, some studies (Kang et al. 2019; Zhong et al. 2020; Wu et al. 2021) decouple the feature representation and classifier, improving each module independently, which effectively enhanced the model’s performance on long-tailed data. However, existing methods have paid little attention to the influence of network architecture on the long-tailed problem, as most of them directly adopt popular backbone networks such as ResNet for feature extraction. This paper takes a different approach by focusing on the design of the backbone, providing a complementary perspective for deep long-tailed recognition.

Differentiable Architecture Search

Differentiable Architecture Search (DARTS) has garnered significant attention in recent years because of its powerful performance and reduced computational requirements. Liu et al. pioneer the introduction of DARTS (Liu, Simonyan, and Yang 2018), allowing an efficient search of the architecture using gradient descent. Subsequently, a series of variations have been proposed to optimize the vanilla version. PC-DARTS (Xu et al. 2019) achieves higher efficiency by randomly sampling a subset of channels for operation search. R-DARTS (Zela et al. 2019) propose an early stopping criterion to make the searched model more robust. FairDARTS (Chu et al. 2019) relax the exclusive competition between skip-connections and achieve higher performance. Although these works have improved DARTS to some extent, their settings are still based on uniform data distribution. In this paper, we expose the limitations of current approaches in effectively handling long-tailed datasets and augment DARTS to enable it to effectively search for architectures that outperform manually designed ones in long-tailed environments.

Conclusion

Long-tailed data in real-world scenarios presents formidable challenges for recognition tasks. In this paper, we approach the issue from the overlooked perspective of architecture and opt to leverage differentiable architecture search to automate the network design. However, existing methods achieve unsatisfactory results on long-tailed datasets. Empirically, we observe limitations in the existing search space. To address this issue, we explore the architecture properties systematically and design two novel convolution operations, constructing a fresh search space. Moreover, we introduce an ETF classifier to further enhance the search strategy, mitigating the inherent bias search process. Extensive results demonstrate that our approach consistently improves existing methods and achieves state-of-the-art results with simple enhancements, providing a complementary solution to mitigating long-tailed problems.

References

- Ahn, S.; Ko, J.; and Yun, S.-Y. 2023. CUDA: Curriculum of Data Augmentation for Long-Tailed Recognition. *ArXiv*, abs/2302.05499.
- Bai, J.; Liu, Z.; Wang, H.; Hao, J.; Feng, Y.; Chu, H.; and Hu, H. 2023. On the Effectiveness of Out-of-Distribution Data in Self-Supervised Long-Tail Learning. *ArXiv*, abs/2306.04934.
- Buda, M.; Maki, A.; and Mazurowski, M. A. 2017. A systematic study of the class imbalance problem in convolutional neural networks. *Neural networks : the official journal of the International Neural Network Society*, 106: 249–259.
- Cao, K.; Wei, C.; Gaidon, A.; Aréchiga, N.; and Ma, T. 2019. Learning Imbalanced Datasets with Label-Distribution-Aware Margin Loss. In *Neural Information Processing Systems*.
- Chen, X.; and Hsieh, C.-J. 2020. Stabilizing Differentiable Architecture Search via Perturbation-based Regularization. In *International Conference on Machine Learning*.
- Chu, X.; Zhou, T.; Zhang, B.; and Li, J. 2019. Fair DARTS: Eliminating Unfair Advantages in Differentiable Architecture Search. *ArXiv*, abs/1911.12126.
- Cui, J.; Liu, S.; Tian, Z.; Zhong, Z.; and Jia, J. 2021. ResLT: Residual Learning for Long-Tailed Recognition. *IEEE Transactions on Pattern Analysis and Machine Intelligence*, 45: 3695–3706.
- Gao, S.; Cheng, M.-M.; Zhao, K.; Zhang, X.; Yang, M.-H.; and Torr, P. H. S. 2019. Res2Net: A New Multi-Scale Backbone Architecture. *IEEE Transactions on Pattern Analysis and Machine Intelligence*, 43: 652–662.
- He, K.; Zhang, X.; Ren, S.; and Sun, J. 2015. Deep Residual Learning for Image Recognition. *2016 IEEE Conference on Computer Vision and Pattern Recognition (CVPR)*, 770–778.
- Hong, Y.; Han, S.; Choi, K.; Seo, S.; Kim, B.; and Chang, B. 2020. Disentangling Label Distribution for Long-tailed Visual Recognition. *2021 IEEE/CVF Conference on Computer Vision and Pattern Recognition (CVPR)*, 6622–6632.
- Hong, Y.; Zhang, J.; Sun, Z.; and Yan, K. 2022. SAFA: Sample-Adaptive Feature Augmentation for Long-Tailed Image Classification. In *European Conference on Computer Vision*.
- Hu, J.; Shen, L.; Albanie, S.; Sun, G.; and Wu, E. 2017. Squeeze-and-Excitation Networks. *IEEE Transactions on Pattern Analysis and Machine Intelligence*, 42: 2011–2023.
- Kang, B.; Xie, S.; Rohrbach, M.; Yan, Z.; Gordo, A.; Feng, J.; and Kalantidis, Y. 2019. Decoupling Representation and Classifier for Long-Tailed Recognition. *ArXiv*, abs/1910.09217.
- Li, M.; ming Cheung, Y.; and Lu, Y. 2021. Long-tailed Visual Recognition via Gaussian Clouded Logit Adjustment. *2022 IEEE/CVF Conference on Computer Vision and Pattern Recognition (CVPR)*, 6919–6928.
- Li, S.; Gong, K.; Liu, C. H.; Wang, Y.; Qiao, F.; and Cheng, X. 2021. MetaSAug: Meta Semantic Augmentation for Long-Tailed Visual Recognition. *2021 IEEE/CVF Conference on Computer Vision and Pattern Recognition (CVPR)*, 5208–5217.
- Liu, B.; Li, H.; Kang, H.; Hua, G.; and Vasconcelos, N. 2021. GistNet: a Geometric Structure Transfer Network for Long-Tailed Recognition. *2021 IEEE/CVF International Conference on Computer Vision (ICCV)*, 8189–8198.
- Liu, H.; Simonyan, K.; and Yang, Y. 2018. DARTS: Differentiable Architecture Search. *ArXiv*, abs/1806.09055.
- Movahedi, S.; Adabinejad, M.; Imani, A.; Keshavarz, A.; Dehghani, M.; Shakery, A.; and Araabi, B. N. 2022. Λ -DARTS: Mitigating Performance Collapse by Harmonizing Operation Selection among Cells. *ArXiv*, abs/2210.07998.
- Nam, G. C.; Jang, S.; and Lee, J. 2023. Decoupled Training for Long-Tailed Classification With Stochastic Representations. *ArXiv*, abs/2304.09426.
- Papayan, V.; Han, X.; and Donoho, D. L. 2020. Prevalence of neural collapse during the terminal phase of deep learning training. *Proceedings of the National Academy of Sciences of the United States of America*, 117: 24652 – 24663.
- Park, S.; Hong, Y.; Heo, B.; Yun, S.; and Choi, J. Y. 2021. The Majority Can Help the Minority: Context-rich Minority Oversampling for Long-tailed Classification. *2022 IEEE/CVF Conference on Computer Vision and Pattern Recognition (CVPR)*, 6877–6886.
- Ren, J.; Yu, C.; Sheng, S.; Ma, X.; Zhao, H.; Yi, S.; and Li, H. 2020. Balanced Meta-Softmax for Long-Tailed Visual Recognition. *ArXiv*, abs/2007.10740.
- Wang, D.; Liu, Y.; Fang, L.; Shang, F.; Liu, Y.; and Liu, H. 2022. Balanced Gradient Penalty Improves Deep Long-Tailed Learning. *Proceedings of the 30th ACM International Conference on Multimedia*.
- Wang, J.; Lukasiewicz, T.; Hu, X.; Cai, J.; and Xu, Z. 2021. RSG: A Simple but Effective Module for Learning Imbalanced Datasets. *2021 IEEE/CVF Conference on Computer Vision and Pattern Recognition (CVPR)*, 3783–3792.
- Wu, T.; Liu, Z.; Huang, Q.; Wang, Y.; and Lin, D. 2021. Adversarial Robustness under Long-Tailed Distribution. *2021 IEEE/CVF Conference on Computer Vision and Pattern Recognition (CVPR)*, 8655–8664.
- Xie, S.; Girshick, R. B.; Dollár, P.; Tu, Z.; and He, K. 2016. Aggregated Residual Transformations for Deep Neural Networks. *2017 IEEE Conference on Computer Vision and Pattern Recognition (CVPR)*, 5987–5995.
- Xu, Y.; Xie, L.; Zhang, X.; Chen, X.; Qi, G.-J.; Tian, Q.; and Xiong, H. 2019. PC-DARTS: Partial Channel Connections for Memory-Efficient Architecture Search. In *International Conference on Learning Representations*.
- Ye, P.; He, T.; Li, B.; Chen, T.; Bai, L.; and Ouyang, W. 2023. β -DARTS++: Bi-level Regularization for Proxy-robust Differentiable Architecture Search. *ArXiv*, abs/2301.06393.
- Ye, P.; Li, B.; Li, Y.; Chen, T.; Fan, J.; and Ouyang, W. 2022. β -DARTS: Beta-Decay Regularization for Differentiable Architecture Search. *2022 IEEE/CVF Conference on Computer Vision and Pattern Recognition (CVPR)*, 10864–10873.

Zela, A.; Elsken, T.; Saikia, T.; Marrakchi, Y.; Brox, T.; and Hutter, F. 2019. Understanding and Robustifying Differentiable Architecture Search. *ArXiv*, abs/1909.09656.

Zhang, S.; Li, Z.; Yan, S.; He, X.; and Sun, J. 2021. Distribution Alignment: A Unified Framework for Long-tail Visual Recognition. *2021 IEEE/CVF Conference on Computer Vision and Pattern Recognition (CVPR)*, 2361–2370.

Zhong, Z.; Cui, J.; Liu, S.; and Jia, J. 2020. Improving Calibration for Long-Tailed Recognition. *2021 IEEE/CVF Conference on Computer Vision and Pattern Recognition (CVPR)*, 16484–16493.

Zhou, B.; Cui, Q.; Wei, X.-S.; and Chen, Z.-M. 2019. BBN: Bilateral-Branch Network With Cumulative Learning for Long-Tailed Visual Recognition. *2020 IEEE/CVF Conference on Computer Vision and Pattern Recognition (CVPR)*, 9716–9725.

Zhou, Z.; Li, L.; Zhao, P.; Heng, P.-A.; and Gong, W. 2023. Class-Conditional Sharpness Aware Minimization for Deep Long-Tailed Learning. In *Proceedings of the IEEE/CVF Conference on Computer Vision and Pattern Recognition*.