

# GUIDEQ: Framework for Guided Questioning for progressive informational collection and classification

Priya Mishra<sup>‡</sup> Suraj Racha<sup>‡</sup> Kaustubh Ponkshe  
Adit Akarsh Ganesh Ramakrishnan  
Indian Institute of Technology Bombay

## Abstract

Question Answering (QA) is an important part of tasks like text classification through information gathering. These are finding increasing use in sectors like healthcare, customer support, legal services, *etc.*, to collect and classify responses into actionable categories. LLMs, although can support QA systems, they face a significant challenge of insufficient or missing information for classification. Although LLMs excel in reasoning, the models rely on their parametric knowledge to answer. However, questioning the user requires domain-specific information aiding to collect accurate information. Our work, GUIDEQ, presents a novel framework for asking guided questions to further progress a partial information. We leverage the explainability derived from the classifier model for along with LLMs for asking guided questions to further enhance the information. This further information helps in more accurate classification of a text. GUIDEQ derives the most significant key-words representative of a label using occlusions. We develop GUIDEQ's prompting strategy for guided questions based on the top-3 classifier label outputs and the significant words, to seek specific and relevant information, and classify in a targeted manner. Through our experimental results, we demonstrate that GUIDEQ outperforms other LLM-based baselines, yielding improved F1-Score through the accurate collection of relevant further information. We perform various analytical studies and also report better question quality compared to our method.<sup>1</sup>

## 1 Introduction

Question Answering (QA) systems have been an integral part of the NLP landscape (Moise et al., 2010). In particular, the emergence of LLMs has

<sup>‡</sup>Equal contributions

<sup>1</sup>Code available at: <https://github.com/SDRmp/DRPG>

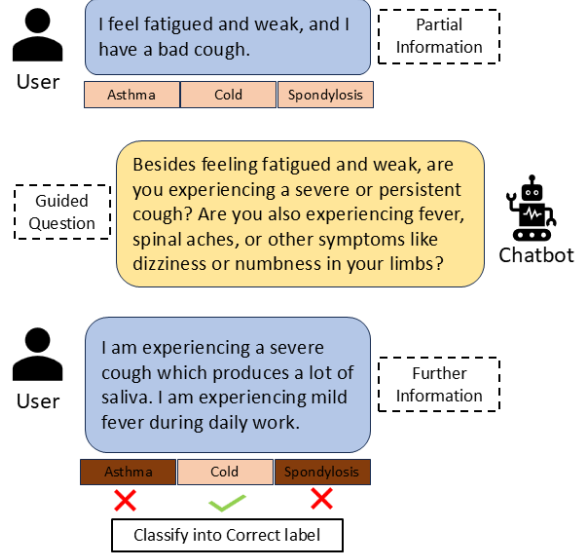


Figure 1: Illustration of partial information by user followed by a specific guided question

enabled reasoning, proactive questioning, and better semantic understanding of the user response during questing answering or dialogue (Wang et al., 2023a). Proactive questioning is another important limb of such systems wherein the bot engages with the user and directs the conversation ahead (Keskar et al., 2019; Sun et al., 2023). It finds applications in many places like medical, customer support systems, and legal systems. A more specific challenge such systems face is of the static classification of user textual data. Often a textual data needs to be classified into a particular category or label (Wang et al., 2023b; Chen et al., 2022). For example, consider a system to classify a patient symptoms descriptions into one of the disease conditions, or a customer complaint system wherein a user writes a complaint to be categorized into a particular category. A practical challenge faced by such static categorization is inadequate or missing information toward appropriate routing of the user input to

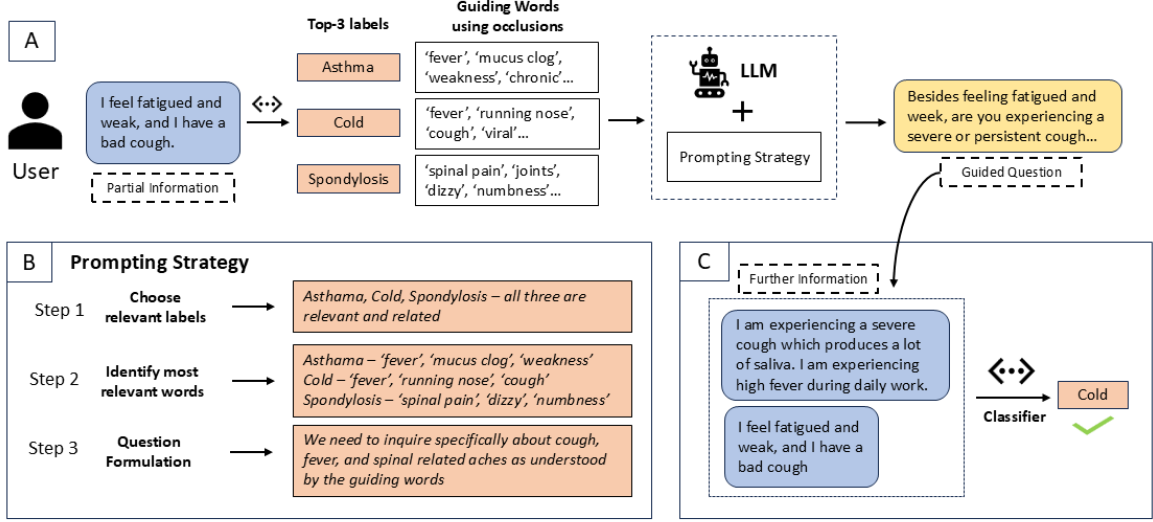


Figure 2: (A) Overall working framework of GUIDEQ to leverage LLM and label explainability for asking guided question. (B) Details of the prompting strategy used. (C) Final classification along with incremental information.

an actionable category. It can be immensely benefited by introduction of questioning component to prompt for further information or knowledge, grounded in previous response and the domain itself. Figure 1 shows an example of the same.

Our work introduces a novel framework, GUIDEQ, aimed at framing guided questions based on prior partial information, such that specific relevant information can be asked for. This increment of information can aid for more accurate classification and completion of text. A classic techniques include classifier models for text classification (Devlin et al., 2019) (Liu et al., 2019) (He et al., 2020). LLMs, on the other hand, have shown impressive abilities for reasoning and context understanding (Nan et al., 2023). Further with techniques like in-context learning (Garg et al., 2022) and chain of thought (Wei et al., 2024) with few-shot exemplars (Brown et al., 2020), the task specific adaptation of LLMs greatly benefits. However, the LLM’s parametric knowledge may still not capture domain specific requires. Finetuning options like FT (Full parametric training) and PEFT (Hu et al., 2021) for learning from data history poses a huge challenge of high computation cost (Sathish et al., 2024).

Our framework, GUIDEQ leverages the innate semantic understanding and reasoning ability of LLMs to combine with external classification explainability, for asking the most relevant guiding question. We specifically use LLaMa-3 8B model (Touvron et al., 2023) for questioning and infor-

mation seeking. We train BERT model (Devlin et al., 2019) for classification tasks on complete information which serves as the primary pivot for prediction of most probable labels. GUIDEQ aims to use the inherent explanations of classifications for question formation. For each class label we also learn the most significant words and phrases that contribute to the particular label classification. We use occlusions to find the keywords for a label using the training data. The LLM utilizes the top most probable classifier labels and their significant representative keywords to form the guiding questions. Intuitively, the keywords are representative of the most important concepts present in the label knowledge. The summarized overview with keywords example can be found in figure 2. The LLM find the similar concepts present in the partial information and the labels, and frames the question based on the most distinguishing concepts between the label. This help direct further information which may not be readily known earlier to the user.

We evaluate our framework, GUIDEQ, on 8 text classification datasets. We first report the F1-Score of partial information and how accuracy changes by questioning and appending the new answer. We also show how explainability is influenced by keywords, namely by testing with unigrams, bigrams, and trigrams. We also report a higher question generation quality compared to other baseline methods. Overall, our work, GUIDEQ, presents a novel framework to ask guided questions when the initial

text is incomplete or partial. The question is such that it effectively differentiates between the most likely labels.

We summarize the key contributions of our work as follows: (i) We introduce a novel framework, GUIDEQ, for providing guided questioning such that an initial partial information can be incremented. (ii) The guided questioning increments the information by leveraging explainability derived through top most confident classifier labels and their corresponding most significant key words. (iii) We show that further information collection through our framework significantly improves the classification accuracy as compared to other baselines. We also show that GUIDEQ generates more accurate and targeted questions in relation to the user query.

## 2 Related Works

### 2.1 Posthoc Explanations and LLMs

Post-hoc explanations enhance the interpretability of Large Language Models (LLMs) by providing insights into which input features influence model outputs, addressing the "black-box" nature of these models (Kroeger et al., 2024). The AMPLIFY framework (Krishna et al., 2024), for instance, uses attribution scores to generate natural language rationales, guiding LLMs to make more accurate predictions. Integrating LLMs with existing XAI algorithms like SHAP can produce more accessible and human-readable explanations. LLM-generated explanations are as effective as traditional gradient-based methods (Zytek et al., 2024).

Previous works use the technique of Integrated Gradients (Sundararajan et al., 2017), previously used for word-level attribution in language models (Enguehard, 2023) to generate keywords that contribute the most for a particular classification label.

### 2.2 Task oriented dialogues

Task-oriented dialogue systems aim to achieve specific goals through structured interactions, traditionally decomposing tasks into natural language understanding (NLU), dialogue management (DM), and natural language generation (NLG). This modular approach often leads to error propagation and requires extensive domain-specific data (Budzianowski and Vulić, 2019). Recent advancements, like SimpleTOD (Hosseini-Asl et al., 2020), leverage LLMs to unify NLU, DM, and NLG into

a single sequence prediction task. By treating all sub-tasks as a single sequence prediction problem, SimpleTOD exploits transfer learning from pre-trained models for improved performance. Pre-trained generative models can effectively support ToD by learning domain-specific tokens.

### 2.3 Information-seeking questions using LLMs

Large Language Models (LLMs) have significantly advanced the field of information-seeking question answering by generating contextually rich and coherent responses (Jin et al., 2023). Traditional search engines have evolved with models like GPT-3 and GPT-4, which can formulate search results in natural language, incorporating references from relevant sources. These models are particularly effective at summarizing and synthesizing information from various texts, making them valuable tools in medical and educational contexts. However, challenges such as "hallucination"—where the model generates plausible but incorrect information—highlight the need for mechanisms to verify and attribute sources accurately (Kamalloo et al., 2023).

### 2.4 In-context learning

In-context learning (ICL) has emerged as a novel paradigm where language models are capable of learning from a few examples within a context, making predictions without explicit parameter updates. The key mechanism of ICL is the use of demonstration contexts, which consist of input-output examples formatted as natural language templates (Li et al., 2023). This method allows large language models to perform various tasks by leveraging patterns learned from these demonstrations, which are provided as part of the input prompt. Recent studies highlight the adaptability of ICL to new tasks, significantly reducing computational costs compared to traditional supervised learning methods (Dong et al., 2024). Furthermore, ICL has demonstrated potential across different modalities, such as vision-language and speech tasks, by incorporating properly formatted data and architectural designs. Our work contributes to this growing field by utilizing ICL for the classification of incomplete sentences. By leveraging label explanations and guiding language models to ask targeted questions, we aim to refine user responses in medical contexts, ultimately enhancing the model's ability to generate accurate and relevant follow-up queries.

### 3 GUIDEQ - Methodology

#### 3.1 Overview

Given a partial input  $x$ , the objective is to classify  $x$  (or  $x$  with additional information) into the correct label. Here, partial input refers to text that may be incomplete or lacking essential details. We use a classifier,  $C$ , to map the input to one of  $n$  labels, where the label set  $L = \{l_1, l_2, \dots, l_n\}$  is dataset-dependent. To enhance this process, we identify representative keywords and phrases using occlusion techniques for each label. For a label  $l_i$ , the associated keywords are denoted as  $r_i = \{w_1^i, w_2^i, \dots, w_k^i\}$ .

GUIDEQ leverages a large language model (Llama-3 8B in our study) to refine the classification through an interactive process. The model takes as input the top- $k$  predicted labels, their corresponding keywords, and a prompting strategy. It then generates a question  $q$  designed to elicit information from the user related to the most relevant concepts in the keywords, further guiding the classification towards the correct label.

We divide our methodology as: (1) Classifier Finetuning, (2) Keyword Learning, and (3) Explainability-Driven Question Generation.

#### 3.2 Classifier Finetuning

The first step in our GUIDEQ framework involves finetuning a classifier using labeled training data. Our dataset consists of domain-specific text-label pairs, which are divided into training (80%), evaluation (15%), and test (5%) sets.

We train  $C$  on the complete input text and its corresponding label. Training is conducted on the training split, with performance monitored on the evaluation split. By training on full texts, the model learns to output the most likely labels for any input, even if the input is incomplete during inference, as described in later sections.

#### 3.3 Keywords learning

Given  $n$  possible labels,  $L = \{l_1, l_2, \dots, l_n\}$ , the classifier assigns a probability score to each label for a given input. Our goal is to identify the most significant words or phrases (unigrams, bigrams, and trigrams) that represent each label. These keywords capture the core semantic and conceptual elements of the label's category. For example, the label 'fever' might be characterized by keywords like "high temperature" or "body ache," while a telecommunication label might feature keywords

like "mobile phone" or "network issues." These keywords enhance the explainability of the classification.

We employ the occlusion method to identify the top- $i$  significant words or word pairs for each label  $l_i$ , represented as  $r_i = \{w_1^i, w_2^i, \dots, w_k^i\}$ . Occlusions involve systematically removing or masking words from the input and observing the effect on the model's confidence score. A sharp drop in confidence indicates that the removed word is crucial for the label prediction. Each word or phrase is then assigned a weight based on its importance, and the most relevant keywords are aggregated with additive weights for each label.

To capture diverse concepts, we consider unigrams, bigrams, and trigrams for each label. Figure 2(A) illustrates how these guiding keywords are used for question generation. In our experiments, we include the top 15 word pairs per label in the LLM prompt to guide the question generation process effectively.

#### 3.4 Explainability-Driven Question Generation

The final question generation stage follows the following method: First, we pass the incomplete input  $x$  to the classifier, which returns the top- $k$  labels with the highest confidence scores. We set  $k = 3$ , selecting the top-3 most likely labels for  $x$ . Using these labels, we prompt the LLaMA-3 8B model, applying a tailored prompting strategy to generate a guided question.

The prompt provided to the LLM includes the following components: (i) the partial input  $x$ ; (ii) the top-3 predicted labels; (iii) the corresponding guiding keywords for each of these labels; (iv) a structured instruction prompt; and (v) a few-shot examples to guide the LLM's output.

The generated question,  $q$ , can be formulated as:

$$q = LLM(P \parallel x \parallel \{(l_1^x, r_1^x), (l_2^x, r_2^x), (l_3^x, r_3^x)\})$$

where  $P$  represents the instruction prompt, which combines the logical structure of the components with three few-shot examples. These examples illustrate how to generate questions that efficiently target missing or unclear information, aiding in more accurate classification.

The prompting strategy for generating questions follows a structured, three-step process:

**Step 1:** The LLM first filters out irrelevant labels from the top-3 predictions, retaining only those

most relevant to the input query. This is achieved by comparing the input with the keywords associated with each label, allowing the model to focus on labels that contextually align with the partial information.

**Step 2:** Next, the LLM examines the guiding keywords for the remaining labels. These keywords represent key concepts associated with each label, serving as focal points for further inquiry. The LLM identifies the most contextually relevant keywords that can expand upon the incomplete information in the input  $x$ . This step ensures that the follow-up questions target the most meaningful aspects of the missing information.

**Step 3:** Finally, the LLM uses the selected keywords to generate a coherent, targeted question. The question is designed to elicit specific details necessary for distinguishing between the potential labels, facilitating more accurate classification.

As shown in Figure 2(B), this strategy ensures a focused and contextually relevant interaction, especially for specialized categories, reducing the risk of hallucinations and irrelevant questions by grounding the response in the prior training data.

## 4 Experimental Setup

This section outlines the experimental configurations and evaluation protocols employed to assess the performance of our framework, GUIDEQ. The goal of GUIDEQ is to enhance classification under incomplete information by generating guided questions that elicit relevant, missing inputs. This targeted information retrieval facilitates more accurate classification, grounded in prior learned patterns.

### 4.1 Datasets

We evaluated GUIDEQ on six diverse text classification datasets, each representing a unique domain and presenting distinct challenges: (i) Symptom2Disease, (ii) Crypto News, (iii) Human Stress Prediction, (iv) 20 Newsgroups, (v) DBpedia, and (vi) SALAD-Bench, representing healthcare, financial, and behavioral domains respectively. The Symptom2Disease dataset challenges the model’s ability to classify diseases based on incomplete symptom descriptions, critical in medical decision-making. Crypto News assesses the framework’s adaptability to rapidly evolving financial data. Human Stress Prediction evaluates the model in a psychological context, where input data is often sparse

or incomplete. The 20 Newsgroups dataset, with its wide range of discussion topics, tests the model’s generalizability across various themes. DBpedia challenges the model with a broad spectrum of structured factual information, essential for handling real-world knowledge-based queries. Finally, we introduce SALAD-Bench, a novel benchmark designed for evaluating LLMs in safety, defense, and attack scenarios. We split each dataset into 80% training, 15% validation, and 5% test sets, ensuring a rigorous evaluation. This setup offers a comprehensive assessment across varied real-world applications.

### 4.2 Baselines

We benchmark GUIDEQ against three baselines for question generation: (i) *Partial*: using only the initially provided partial information to assess classification performance without any additional inputs, serving as a direct comparison of classification under incomplete data. (ii) *LLM*: leveraging a standalone LLM (Llama-3 8B), prompted to generate questions based on the partial input, representing a generic approach to eliciting missing information. As the input data mirrors realistic scenarios, the LLM’s questions are grounded in semantic context and not in hypothetical constructs. (iii) *LLM-nk*: LLM with only labels and no keywords - combining the LLM with the top-3 predicted classifications, where the LLM generates questions based solely on these labels without keywords. These baselines, denoted as Partial, LLM, and LLM-nk, provide a comprehensive evaluation of GUIDEQ’s performance.

### 4.3 Evaluation

We conduct multiple experiments to assess various aspects of the problem. For a robust classification analysis, we use two classifier models: BERT-uncased and DeBERTaV3 (a comparatively larger model). Throughout our experiments, we utilize Llama-3 8B, an open-source LLM chosen for its strong reasoning capabilities and computational efficiency, offering a balance between performance and cost due to its smaller parametric size.

During testing, each data instance is split into two equal parts: the first half serves as the partial input, while the second half acts as the reference from which the generated question seeks to extract missing information. To evaluate question quality and answer relevance, we employ DeBERTaV3 finetuned on SQuadV2, as the question-answering

Dataset	BERT Classifier Model				DeBERTa Classifier Model			
	partial	llm	LLM-nk	GuideQ	partial	llm	LLM-nk	GuideQ
cnews	45.2	48.5 (3.3)	49.8 (4.9)	<b>50.9 (5.7)</b>	42.6	45.5 (2.9)	46.4 (3.8)	<b>49.6 (7.0)</b>
dbp	86.9	87.0 (0.1)	86.5 (-0.4)	<b>88.7 (1.8)</b>	85.0	84.9 (-0.1)	84.8 (-0.2)	<b>91.3 (6.3)</b>
s2d	61.1	72.3 (11.2)	66.9 (5.8)	<b>79.7 (18.6)</b>	64.7	71.5 (6.8)	68.4 (3.7)	<b>86.8 (22.1)</b>
salad	35.2	53.6 (18.4)	55.2 (20.0)	<b>57.1 (22.2)</b>	38.0	55.7 (17.7)	56.2 (18.2)	<b>58.7 (20.7)</b>
stress	32.3	<b>35.0 (2.7)</b>	33.3 (1.0)	32.9 (0.6)	43.1	41.4 (-1.7)	43.0 (-0.1)	<b>46.1 (3.0)</b>
20NG	67.5	68.2 (0.7)	68.0 (0.5)	<b>72.9 (5.4)</b>	63.2	64.0 (0.8)	63.9 (0.7)	<b>65.8 (2.6)</b>

Table 1: Comparison of % F1-Scores of GUIDEQ along with three baseline approaches - (i) partial: partial information; (ii) LLM: Only LLM is used for question framing; (iii) LLM-nk: LLM is provided with top 3 predictions. The results are reported for two classifier models: BERT and DeBERTa. Numbers in bracket constitute gain over partial information scores

models, which extract the most relevant text from the reference based on the question. We set a 20% confidence threshold for answering.

We demonstrate four experimental settings to thoroughly analyze GUIDEQ:

**(i) Classification Performance:** We measure classification performance, which refers to correctly assigning the given text to its corresponding label by reporting F1-Scores. First, we report scores using only the partial information (the first half of each instance). For the other baselines, a question is generated, and relevant phrases are extracted from the reference text using the QA models with a 20% confidence threshold. This extracted information is appended to the partial input, and the combined text is classified.

**(ii) Question Quality:** We calculate the win rate between pairs of methods by determining which generated question is more aligned with the complete text (both partial input and reference). The win rate accuracy is reported for the following pairs: (GUIDEQ, *LLM*), and (GUIDEQ, *LLM* + *Labels*).

**(iii) Explainability via Keywords:** We explore the explainability provided by different keyword types associated with each label—unigram, bigram, and trigram. This analysis compares the impact of keyword granularity on GUIDEQ’s performance, helping us understand how keyword-based question generation improves the classification process.

**(iv) Multi-Turn Interaction:** We investigate the potential of multi-turn question generation, where multiple rounds of guided questions are used to iteratively refine the extracted information. This setting evaluates how effectively GUIDEQ handles scenarios where a single question is insufficient to gather all relevant details.

Skyline Classification					
Datasets	F1-score/ BERT	F1-score/ DeBERTa	Datasets	F1-score/ BERT	F1-score/ DeBERTa
cnews	63.8	65.6	salad	64.5	66.4
dbp	95.5	94.5	stress	43.5	47.7
s2d	99.8	100.0	20NG	75.8	71.6

Table 2: Skyline F1-Scores for complete original text (both partial and reference combined) on BERT and DeBERTa classifier models

**Setup:** We fine-tune a BERT-uncased model as the classifier in our framework. Additionally, we use the Llama-3 8B model for question generation. We select this smaller parametric model to reduce computational overhead while maintaining robust performance. For each dataset, we split the text instances at the sentence level, dividing them into two equal parts. The first half serves as the partial information provided to the model. The second half, referred to as the "grounded context", is used to extract answers to the generated questions. RoBERTa and DistillBERT are employed as the Question Answering models, tasked with extracting the most relevant answer snippets from the grounded contexts.

## 5 Results and Observations

Our work, GUIDEQ involved an evaluation using six classification datasets, which allowed us to rigorously test the framework’s ability to generate guided questions based on partial information and enhance classification accuracy.

The strongest results of GuideQ framework can be seen in table 1, wherein we report the F1 score for classification task post-answering the generated question. The question answering model is such that it extracts the most relevant text from the ref-



erence text in respect to the asked question. We observe that for all datasets at all instances (except for stress with BERT classifier), our method shows the highest overall classification scores (F1 score) across both classifier models. Second, considering results of both classifier models together, table 1 also shows that GUIDEQ always has the highest margin of improvement compared to F1 scores with partial information.

We observe an improvement of 18.6% (BERT) and 22.1% (DeBERTa) for S2D and 22.1% (BERT) and 20.7% (DeBERTa) for SALAD dataset with our method over partial information. This large shift shows our method is effectively able to frame questions based on previous training data and keywords. This makes the question asked more grounded in context of the partial information. A question maybe raised as to why some datasets show more improvement in F1 score than the others. We observe the skyline F1 score results for each dataset using the complete text on both classifier models (table 2). The skyline results reveal the inherent classification ability of the datasets themselves.

We also observe that in some situations with other baselines, the addition of new answer based on generated question negatively impacts the classification, *i.e.*, reduces F1 score. Example of the same is a drop of 0.4% for DBP dataset with BERT classifier and a drop of 0.2% with DeBERTa classifier using LLM-nk approach. Many instances also include when the baselines show only a slight improvement. However, our method never shows a dip in score compared to partial information classification. The range of percentage gain is also comparatively larger than other methods. This is crucial in realistic situations where we want to ensure a originally correct categorized text is not misclassified.

## 6 Analysis

### 6.1 Effect of Classifier Model

We perform our experiments by finetuning two different classifier models - BERT and DeBERTa for a robust analysis. Firstly, GUIDEQ outperforms other methods on both the classifier models in most settings. Only for stress dataset with BERT classifier, a classic LLM based approached worked better and showed 2.7% increase in F1 score. When absolute percentage gain over partial information is taken into consideration for our method, classification

Win Rate Scores					
Datasets	LLM	LLM-nk	Datasets	LLM	LLM-nk
cnews	66.0%	67.0%	salad	72.0%	62.0%
dbp	93.0%	92.0%	stress	65.0%	70.0%
s2d	90.0%	85.0%	20NG	89.0%	93.0%

Table 3: Win Rate (WR) % scores of questions generated for (i) GUIDEQ with LLM baseline; (ii) GUIDEQ with LLM-nk baseline

Dataset	BERT			DeBERTa		
	uni	bi	tri	uni	bi	tri
cnews	<b>6.8</b>	5.6	<u>6.1</u>	<u>7.2</u>	7.1	<b>8.9</b>
dbp	<b>2.5</b>	<u>1.8</u>	1.6	<b>6.6</b>	<u>6.3</u>	6.2
s2d	<b>19.7</b>	<u>18.6</u>	17.0	<u>14.6</u>	<b>22.1</b>	12.8
salad	20.7	<b>21.9</b>	<u>21.3</u>	20.1	<b>20.7</b>	<u>20.6</u>
stress	-0.3	<u>0.6</u>	<b>1.6</b>	<u>-0.2</u>	<b>3.0</b>	-1.5
20NG	<b>5.8</b>	<u>5.4</u>	5.0	<b>3.9</b>	2.7	<u>3.0</u>

Table 4: Comparison of % absolute gain over partial information F1-Scores for GUIDEQ framework with unigram (uni), bigram (bi), and trigram (tri) keywords

using DeBERTa leads for four out of six datasets. BERT shows highest absolute gain for salad and 20NG datasets. We represent the percentage gains in brackets in table 1 and underline the highest gain across a dataset. Although we observe comparable gains for partial information classification along with LLM, and LLM-nk baseline approaches.

A possible reason for the same maybe as follows: DeBERTa being a larger parameter model compared to BERT is able to capture more relevant explainable keywords for a given label using occlusions. This results in a better formed and focused question. The conclusion we can derive is that even though a better classifier model doesn't necessarily show higher F1 scores with partial information, it aids to improve results when combined with GUIDEQ framework leveraging explainable keywords.

### 6.2 Analysis of baseline approaches

We also observe that the performance of the other two baselines, *i.e.*, the use of only an LLM to ask relevant question and providing an LLM with only the top-3 classifier labels perform almost at par with each other. In other words, though we conclude that GUIDEQ shows improved performance over other baselines, the two baselines themselves are comparable to each other in performance. For example, for SALAD dataset LLM-nk baseline

performs better while for S2D dataset only LLM baseline shows higher results. This holds true for both classifier models. While GUIDEQ leverages explainability through keywords along with labels, the LLM-nk baseline uses only labels. Apparently, the labels themselves do not add explicit information that would help guide for completion of the text.

### 6.3 Quality of Generated Questions

Next, we evaluate the question quality of different baselines. We do this by calculating the win rates using LLM model of question generated with our method taking LLM and LLM-nk as base on a subset of 100 random instances for each dataset. Table 3 summarizes the results for the same. We observe that our method always has a win rate above 50%. The minimum win rate reached is 62.0% for salad datasets with LLM-nk. For three datasets: db, s2d, and 20NG, GUIDEQ performs exceptionally higher. Overall, table 3 shows that our method frames questions which are more relevant and specific to the partial information and unseen reference answer.

### 6.4 Effect of n-grams in GUIDEQ

In this section we compare the results three different n-gram approaches for keywords generation, namely: unigram, bigram, and trigram, which means the keywords are restricted exactly to be single words, two words, and three words respectively. The results comprising of percentage gain of F1 score over that of partial information are summarized in table 3. We observe that while all the three perform almost similar, still results with questions formed using unigram and bigram are superior in 30/36 total setups as compared to results using trigram. In other words, GUIDEQ slightly performs better when the explainable keywords are restricted to two or three words. Although there is no particular trend between unigram and bigram themselves.

## 7 Ablation Study: Multi-turn

Our framework explores a multi-turn setting, where successive guided questions are posed following a prior response. We specifically report multi-turn results on the CNEWS dataset due to its larger context per instance and significant differences in partial information scores versus skyline F1-Scores. The text is divided into three segments, with the first serving as partial information to initiate the guided questioning (GuideQ) process. This method

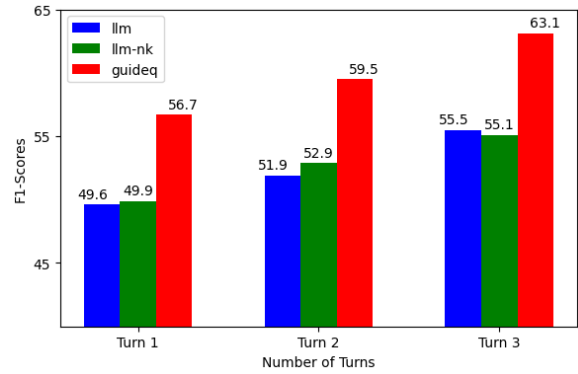


Figure 3: Multiturn Results: F1-Scores for three turn question answering on CNEWS dataset.

involves dynamically updating the pool of guiding words, removing those already used in previous turns. After generating questions, the answer extraction model derives responses from the text. This answer, combined with the initial partial information and the refreshed guiding words, informs the next GuideQ round. This cycle repeats over three turns, continually refining the guiding words to enhance the relevance and depth of information retrieval. Figure 3 illustrates the summarized results, showing our method’s superior performance in multi-turn scenarios.

## 8 Conclusion and Future Work

Our work GUIDEQ, presents a novel framework for generating guided questions to enhance classification of partial information. By leveraging explainable keywords derived from classifier models along with LLM-based question generation, GUIDEQ demonstrates superior performance across multiple datasets compared to baseline approaches. Our results show consistent improvements in F1 scores, with gains of up to 22% on certain datasets. GUIDEQ generate high-quality, context-relevant questions is evident from the win rates against baseline methods. GUIDEQ’s effectiveness in multi-turn interactions and its flexibility in accommodating different n-gram approaches for keyword generation further underscore its potential for real-world applications in information retrieval and classification tasks.

## 9 Limitations

Despite GUIDEQ’s promising results, several limitations should be noted. First, the framework’s performance is dependent on the quality of the initial classifier model and the relevance of extracted



keywords. Suboptimal classifier training or keyword selection could lead to less effective question generation. Secondly, the framework’s reliance on LLMs for question generation also introduces potential biases and inconsistencies inherent to these models. Finally, the computational resources required for running large language models may pose scalability challenges in certain applications.

## 10 Acknowledgments

We are thankful for the support provided by BharatGen for analytics and compute

## References

- Tom B. Brown, Benjamin Mann, Nick Ryder, Melanie Subbiah, Jared Kaplan, Prafulla Dhariwal, Arvind Neelakantan, Pranav Shyam, Girish Sastry, Amanda Askell, Sandhini Agarwal, Ariel Herbert-Voss, Gretchen Krueger, Tom Henighan, Rewon Child, Aditya Ramesh, Daniel M. Ziegler, Jeff Wu, Clemens Winter, Christopher Hesse, Mark Chen, Eric Sigler, Ma teusz Litwin, Scott Gray, Benjamin Chess, Jack Clark, Christopher Berner, Sam McCandlish, Alec Radford, Ilya Sutskever, and Dario Amodei. 2020. [Language models are few-shot learners](#). *ArXiv*, abs/2005.14165.
- Paweł Budzianowski and Ivan Vulić. 2019. [Hello, it’s GPT-2 - how can I help you? towards the use of pre-trained language models for task-oriented dialogue systems](#). In *Proceedings of the 3rd Workshop on Neural Generation and Translation*, pages 15–22, Hong Kong. Association for Computational Linguistics.
- Haihua Chen, Lei Wu, Jiangping Chen, Wei Lu, and Junhua Ding. 2022. [A comparative study of automated legal text classification using random forests and deep learning](#). *Inf. Process. Manag.*, 59:102798.
- Jacob Devlin, Ming-Wei Chang, Kenton Lee, and Kristina Toutanova. 2019. [Bert: Pre-training of deep bidirectional transformers for language understanding](#). In *North American Chapter of the Association for Computational Linguistics*.
- Qingxiu Dong, Lei Li, Damai Dai, Ce Zheng, Jingyuan Ma, Rui Li, Heming Xia, Jingjing Xu, Zhiyong Wu, Baobao Chang, Xu Sun, Lei Li, and Zhifang Sui. 2024. [A survey on in-context learning](#).
- Joseph Enguehard. 2023. [Sequential integrated gradients: a simple but effective method for explaining language models](#).
- Shivam Garg, Dimitris Tsipras, Percy Liang, and Gregory Valiant. 2022. [What can transformers learn in-context? a case study of simple function classes](#). *ArXiv*, abs/2208.01066.
- Pengcheng He, Xiaodong Liu, Jianfeng Gao, and Weizhu Chen. 2020. [Deberta: Decoding-enhanced bert with disentangled attention](#). *ArXiv*, abs/2006.03654.
- Ehsan Hosseini-Asl, Bryan McCann, Chien-Sheng Wu, Semih Yavuz, and Richard Socher. 2020. A simple language model for task-oriented dialogue. In *Proceedings of the 34th International Conference on Neural Information Processing Systems, NIPS ’20*, Red Hook, NY, USA. Curran Associates Inc.
- J. Edward Hu, Yelong Shen, Phillip Wallis, Zeyuan Allen-Zhu, Yuanzhi Li, Shean Wang, and Weizhu Chen. 2021. [Lora: Low-rank adaptation of large language models](#). *ArXiv*, abs/2106.09685.
- Qiao Jin, Robert Leaman, and Zhiyong Lu. 2023. [Retrieve, summarize, and verify: How will chatgpt affect information seeking from the medical literature?](#) *Journal of the American Society of Nephrology : JASN*, Publish Ahead of Print.
- Ehsan Kamalloo, Aref Jafari, Xinyu Zhang, Nandan Thakur, and Jimmy Lin. 2023. Hagrid: A human-llm collaborative dataset for generative information-seeking with attribution.
- Nitish Shirish Keskar, Bryan McCann, Caiming Xiong, and Richard Socher. 2019. [Unifying question answering, text classification, and regression via span extraction](#). *arXiv: Computation and Language*.
- Satyapriya Krishna, Jiaqi Ma, Dylan Slack, Asma Ghandeharioun, Sameer Singh, and Himabindu Lakkaraju. 2024. Post hoc explanations of language models can improve language models. In *Proceedings of the 37th International Conference on Neural Information Processing Systems, NIPS ’23*, Red Hook, NY, USA. Curran Associates Inc.
- Nicholas Kroege, Dan Ley, Satyapriya Krishna, Chirag Agarwal, and Himabindu Lakkaraju. 2024. [In-context explainers: Harnessing llms for explaining black box models](#).
- Yingcong Li, M. Emrullah Ildiz, Dimitris Papailiopoulos, and Samet Oymak. 2023. Transformers as algorithms: generalization and stability in in-context learning. In *Proceedings of the 40th International Conference on Machine Learning, ICML’23*. JMLR.org.
- Yinhan Liu, Myle Ott, Naman Goyal, Jingfei Du, Mandar Joshi, Danqi Chen, Omer Levy, Mike Lewis, Luke Zettlemoyer, and Veselin Stoyanov. 2019. [Roberta: A robustly optimized bert pretraining approach](#). *ArXiv*, abs/1907.11692.
- Maria Moise, Ciprian Gheorghe, and Marilena Zingale. 2010. [Developing question answering \(qa\) systems using the patterns](#). *WSEAS Transactions on Computers archive*, 9:726–737.

Linyong Nan, Ellen Zhang, Weijin Zou, Yilun Zhao, Wenfei Zhou, and Arman Cohan. 2023. [On evaluating the integration of reasoning and action in llm agents with database question answering](#). *ArXiv*, abs/2311.09721.

Vishwas Sathish, Hannah Lin, Aditya K Kamath, and Anish Nyayachavadi. 2024. [Llempower: Understanding disparities in the control and access of large language models](#).

Yuxuan Sun, Kai Zhang, and Yu Su. 2023. [Multimodal question answering for unified information extraction](#). *ArXiv*, abs/2310.03017.

Mukund Sundararajan, Ankur Taly, and Qiqi Yan. 2017. [Axiomatic attribution for deep networks](#).

Hugo Touvron, Thibaut Lavril, Gautier Izacard, Xavier Martinet, Marie-Anne Lachaux, Timothée Lacroix, Baptiste Rozière, Naman Goyal, Eric Hambro, Faisal Azhar, Aurelien Rodriguez, Armand Joulin, Edouard Grave, and Guillaume Lample. 2023. [Llama: Open and efficient foundation language models](#).

Keheng Wang, Feiyu Duan, Sirui Wang, Peiguang Li, Yunsen Xian, Chuantao Yin, Wenge Rong, and Zhang Xiong. 2023a. [Knowledge-driven cot: Exploring faithful reasoning in llms for knowledge-intensive question answering](#). *ArXiv*, abs/2308.13259.

Yu Wang, Yuan Wang, Zhenwan Peng, Feifan Zhang, Luyao Zhou, and Fei Yang. 2023b. [Medical text classification based on the discriminative pre-training model and prompt-tuning](#). *Digital Health*, 9.

Jason Wei, Xuezhi Wang, Dale Schuurmans, Maarten Bosma, Brian Ichter, Fei Xia, Ed H. Chi, Quoc V. Le, and Denny Zhou. 2024. Chain-of-thought prompting elicits reasoning in large language models. In *Proceedings of the 36th International Conference on Neural Information Processing Systems, NIPS '22*, Red Hook, NY, USA. Curran Associates Inc.

Alexandra Zyttek, Sara Pido, and Kalyan Veeramachaneni. 2024. [LLMs for xai: Future directions for explaining explanations](#). *ArXiv*, abs/2405.06064.

## A Further Results of classification

We further report the recall and precision scores for the main classification task following table 1 results. The recall and precision values show a similar trend as that of F1-score in table 1. We report precision scores in 5 and recall in 6.

## B Prompts used in our experiments

### B.1 Prompt for LLM-nk baseline

You are a AI expert. You are provided with partial medical information along with the top-3 label where the information can belong to. Your task is to ask an information-seeking question based

on the partial information and the labels such that when answered, one of the labels can be selected with confidence.

Follow the following thinking strategy: First, eliminate the labels that are not probable for the given information. Identify the main context of the partial information and see if a similar content matches in any of the label. If it doesn't, then the label can be taken out of consideration. Now generate a question. This question should further probe for information that will help refine the identification of the most likely diagnostic category.

Generate both the thought process and the question. Strictly follow the format shown in examples for output generation. Double quote the final question.

Here are a few examples to understand better:

\*

Example 1: Partial information: I constantly sneeze and have a dry cough.

Category: Allergy Category: Diabetes Category: Common Cold

QUESTION: "Besides fever, are you experiencing symptoms such as cough, severe headaches, localized pain, or inflammation? Also, can you describe the pattern of your fever—is it continuous or does it occur in intervals?"

Example 2: Partial information: The software keeps crashing.

Category: Software Bug Category: User Error Category: Hardware Issue

QUESTION: "When the software crashes, do you receive any specific error messages, or does it happen during particular tasks? Have you noticed any hardware malfunctions or overheating before the crashes?"

Example 3: Partial information: The car is making a strange noise.

Category: Engine Problem Category: Tire Issue Category: Transmission Issue

QUESTION: "Can you describe the noise in more detail? Is it a grinding, squealing, or clicking sound? Does it happen while driving, when shifting gears, or when the car is stationary?"

\*

Now generate note and QUESTION for:

""

## C Prompt for LLM baseline

input text = ""

	BERT Classifier Model				DeBERTa Classifier Model			
Dataset	partial	llm	LLM-nk	GuideQ	partial	llm	LLM-nk	GuideQ
cnews	0.489	0.514	0.523	0.545	0.568	0.566	0.574	0.603
dbp	0.943	0.934	0.926	0.913	0.926	0.919	0.919	0.932
s2d	0.625	0.757	0.722	0.805	0.697	0.763	0.757	0.793
salad	0.414	0.584	0.607	0.622	0.447	0.613	0.611	0.627
stress	0.323	0.352	0.338	0.330	0.471	0.426	0.468	0.421
20NG	0.697	0.699	0.700	0.748	0.659	0.674	0.688	0.704

Table 5: Precision

	BERT Classifier Model				DeBERTa Classifier Model			
Dataset	partial	llm	LLM-nk	GuideQ	partial	llm	LLM-nk	GuideQ
cnews	0.436	0.469	0.484	0.496	0.418	0.440	0.451	0.495
dbp	0.838	0.846	0.845	0.885	0.820	0.825	0.825	0.912
s2d	0.653	0.729	0.681	0.799	0.667	0.722	0.688	0.806
salad	0.358	0.547	0.562	0.571	0.374	0.556	0.561	0.591
stress	0.339	0.364	0.347	0.368	0.427	0.417	0.424	0.433
20NG	0.678	0.688	0.685	0.730	0.641	0.649	0.648	0.679

Table 6: Recall

You are an AI Expert. You are provided with partial information along with the top-3 categories where this information could belong. Each category also has a list of keywords that represent the characteristic content covered by the category. Your task is to ask an information-seeking question based on the partial information and the category keywords such that when answered, one of the categories can be selected with confidence.

Follow the following thinking strategy: First, eliminate the categories that are not probable based on the given information. Identify the main context of the partial information and see if similar content matches any of the keywords in a category. If it doesn't, then the category can be taken out of c... You are a AI expert. You are provided with partial information. Your task is to ask an information-seeking question based on the partial information such that when answered, the classification of the labels can be done with confidence.

Follow the following thinking strategy: Identify the main context of the partial information now generate a question. This question should further probe for information that will help refine the identification of the most likely diagnostic category.

Generate both the thought process and the question. Strictly follow the format shown in examples

for output generation. Double quote the final question.

Here are a few examples to understand better:

\*

Example 1: Partial information: I constantly sneeze and have a dry cough.

QUESTION: "Besides fever, are you experiencing symptoms such as cough, severe headaches, localized pain, or inflammation? Also, can you describe the pattern of your fever—is it continuous or does it occur in intervals?"

Example 2: Partial information: The software keeps crashing.

QUESTION: "When the software crashes, do you receive any specific error messages, or does it happen during particular tasks? Have you noticed any hardware malfunctions or overheating before the crashes?"

Example 3: Partial information: The car is making a strange noise.

QUESTION: "Can you describe the noise in more detail? Is it a grinding, squealing, or clicking sound? Does it happen while driving, when shifting gears, or when the car is stationary?"

\*

Now generate note and QUESTION for:

""""