


Filtration Order Coface Generation Algorithm

Jordan Matuszewski ✉

City University of New York – the Graduate Center

Mikael Vejdemo-Johansson ✉ 

City University of New York – College of Staten Island

College of Staten Island

Abstract

We propose novel algorithms for generating cofaces in the Vietoris-Rips complex. Cofaces – simplices that contain a given simplex – have multiple important uses in generating and using a Vietoris-Rips filtered complex: both in creating the coboundary matrix for computing cohomology, and as a more recent approach for generating the simplex stream in the first place. Traditionally, most methods have generated simplices first, and then sorted them in filtration order after the generation step. In this paper, we propose generating simplex streams by generating non-expanding cofaces, which by construction produces simplices in filtration order, and we propose generating additional cofaces in filtration order using sorted neighborhood lists to produce coboundaries directly in filtration order.

2012 ACM Subject Classification Theory of computation → Computational geometry

Keywords and phrases Vietoris-Rips complex, cofaces, cofacets

Digital Object Identifier 10.4230/LIPIcs...

Funding *Jordan Matuszewski*: This work was supported by a grant from the Simons Foundation (961833, MVJ).

Mikael Vejdemo-Johansson: This work was supported by a grant from the Simons Foundation (961833, MVJ).

1 Introduction

In Topological Data Analysis, and especially in persistent (co)homology, everything starts with a filtered simplicial complex. Out of many options, by far the most common is the Vietoris-Rips complex: the simplicial complex that to a filtration parameter α assigns the flag complex of the α -neighborhood graph. Construction of this complex traditionally follows the Incremental construction by Afra Zomorodian in [7].

Ulrich Bauer argued and demonstrated [2, 4] that considerable improvements can be had from moving up through the dimensions, instead of going through parameter values the way that Zomorodian’s Incremental algorithm does, especially since it allows for the Clear operation. Thus, in the influential Ripser package [2], after special handling of the first two dimensions, the software relies on generating all k -simplices in a Vietoris-Rips complex by going through $(k - 1)$ -simplices and generating cofaces, by adding vertices. In the design of Ripser, this coface generation fulfills two separate tasks: on the one hand, it’s used to create all simplices in the next pass over the complex to compute the next layer of the barcode; on the other hand, it’s used to generate all cofaces of a particular simplex when creating a new column of the coboundary matrix.

In this paper, we will introduce new algorithms for generating cofaces of a given simplex. One of the algorithms, largely discussed in Section 2.2, is focused on producing a simplex stream, with guarantees that each new simplex gets generated in Vietoris-Rips filtration order without any duplicates in the generation. The other algorithm, discussed in Section 2.4, is focused on computing the coboundary of a specific simplex, with all cofaces listed in filtration order.



© Jordan Matuszewski, Mikael Vejdemo-Johansson;
licensed under Creative Commons License CC-BY 4.0

Leibniz International Proceedings in Informatics

LIPICS Schloss Dagstuhl – Leibniz-Zentrum für Informatik, Dagstuhl Publishing, Germany

2 Method

Most constructions in our paper stem from one particular notion, present in Ripser as *top cofacets*:

► **Remark 1.** A coface in a simplicial complex is completely described by one of its facets, paired with a vertex. If we create a notion of a particular facet-vertex pair being *responsible* for generating a specific new coface, with a bijection between the k -simplices and a subset of these pairs, we can uniquely enumerate all cofaces by finding all such pairs.

In Ripser, this enumeration approach is present as the *top cofacet enumeration*, where the *lexicographically last* facet is responsible for generating a coface: for a simplex $[v_0, \dots, v_d]$, the last facet would be $[v_1, \dots, v_d]$ and thus the pair $(v_0, [v_1, \dots, v_d])$ would be responsible for generating the coface $[v_0, \dots, v_d]$. With this definition, it is easy to recognize valid pairs: these are the ones where the vertex paired with a simplex comes before all vertices of the simplex in the vertex order. And it is also easy to recognize what the possible cofaces of a particular simplex can be: since $v_0 < v_1$, we can just iterate through all choices of additional vertex $v < v_1$. This produces the cofaces in reverse colexicographic ordering, which works well enough for the purposes in Ripser.

Our work builds on the following observation:

► **Remark 2.** Any simplex with Vietoris-Rips filtration value α has at least one edge of length exactly α , and no longer edges.

Ripser’s approach generates all simplices in a complex in reverse colexicographic order, which does not have to be the same order as the one induced by the Vietoris-Rips filtration values. The problem can easily be seen: an additional vertex v might be at a distance greater than α from one of the vertices of a simplex, which would mean that the filtration value increases as we go from the simplex $[v_1, \dots, v_d]$ to its cofacet.

Our ambition in this paper is to generate the Vietoris-Rips complex by cofacets, but already sorted by filtration values. If we have a list of all the $(d - 1)$ -dimensional simplices ordered by filtration value, and we can find cofacets *without increasing filtration values*, we will get a sorted list; if we also make sure that no d -simplex gets generated more than once, we can generate the simplex stream we seek. If we never increase the filtration values, we can start with an edge of length α , and gradually generate all cofaces of diameter α of this edge by generating cofacets and cofacets of cofacets. But doing this, we no longer have access to the simple rule described above: it could well be that there are vertices $v < v_1$ that are not suitable (because they would increase the filtration value), and it could be that a new vertex would have to be $v > v_1$ to construct the bijection we are looking for. We will discuss our approach in much more detail in Section 2.2 – the solution we arrive at is to make the *lexicographically last full diameter* facet responsible for generating a coface.

2.1 Notation and setup

We assume we have some finite metric space (V, d) , and want the Vietoris-Rips simplex stream and coboundary operator for of this set of points. We write explicit simplices with square brackets containing vertices in increasing order.

We will use *coface* for any simplex τ containing a given simplex σ and *cofacet* when $|\tau| = |\sigma| + 1$. When convenient, we use $(\sigma + v)$ in lieu of τ . In the same fashion, $(\tau - v)$ may be used in place of σ at times.

Similarly, a *face* σ is contained in a simplex τ and it is a *facet* when they differ by exactly one vertex.

2.2 Simplex Stream generation

Maintaining filtration order of our Vietoris-Rips simplex stream requires that at every parameter value α when a $(d-1)$ -simplex $\sigma = [v_1, \dots, v_d]$ appears we can identify the diameter- α d -simplices τ for which σ is the lexicographically last facet.

We get there by classifying the possible *lexicographically last full-diameter facets* of a simplex.

► **Theorem 3.** *Given a simplex $\tau = [v_0, \dots, v_d]$ of diameter α , its lexicographically last full-diameter facet is one of:*

1. $[v_1, \dots, v_d]$ if at least one of the edges in the facet has length α .
2. $[v_0, v_2, \dots, v_d]$ if every full length edge contains v_0 , and at least one of the edges in this facet has length α .
3. $[v_0, v_1, v_3, \dots, v_d]$ if v_0v_1 is the only full length edge in τ .

Proof. Let $\sigma_i = [v_0, \dots, \hat{v}_i, \dots, v_d]$ be the facet of τ resulting from removing v_i . Note that in the lexicographic order, $\sigma_0 > \sigma_i$, since $v_1 > v_0$ (recall that simplices are written in increasing vertex order, see Section 2.1). The only way for σ_0 to not be the lexicographically last full-diameter facet is if σ_0 is not full-diameter, so that all $d(v_i, v_j) < \alpha$ for $i, j > 0$.

Now, suppose that σ_0 is not the lexicographically last full-diameter facet. Then none of the edges $v_i v_j$ where $i, j > 0$ have length α . Hence, since τ has diameter α , at least one of the remaining edges has to have length α . These remaining edges are all on the shape $v_0 v_i$, for $i > 0$.

Among the remaining facets (disqualifying σ_0 by our assumption), the lexicographically last one is σ_1 , since $v_2 > v_1$ (and we would be comparing $[v_0, v_1, \dots, \hat{v}_i, \dots, v_d]$ to $[v_0, v_2, \dots, v_d]$). If σ_1 has full diameter, it is therefore the lexicographically last facet of full diameter. This implies that at least one of the edges $v_0 v_i$ with $i > 1$ is full length.

The only way for σ_1 to not be the lexicographically last full-diameter face is if $v_0 v_1$ is the only full length edge in τ .

Finally, assume that neither σ_0 nor σ_1 is the lexicographically last full-diameter facet. Then $v_0 v_1$ is the only edge in τ with full length. Among remaining facets, the lexicographically last facet is σ_2 , because $v_3 > v_2$. Since $d(v_0, v_1) = \alpha$, the simplex $\sigma_2 = [v_0, v_1, v_3, \dots, v_d]$ has diameter α . ◀

This theorem gives us three different cases to consider when trying to generate cofaces of a given simplex $\sigma = [v_1, \dots, v_d]$ of diameter α .

To understand the three cases, consider a d -simplex $\tau = [t_0, \dots, t_d]$. Following Bauer's approach closely, we want τ to be represented by the lexicographically last facet of *full diameter*.

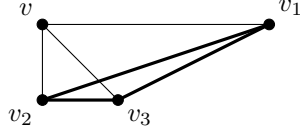
If $[t_1, \dots, t_d]$ has diameter α , we do not need to do anything further - and any $t < t_1$ with sufficiently short edges will be an appropriate vertex to adjoin. This produces case 1 above.

If, however, in τ all the full length edges connect to t_0 , then $[t_1, \dots, t_d]$ has a lower diameter than α . To keep the filtration order, this means that we cannot represent such a τ as a coface of $[t_1, \dots, t_d]$. Then the lexicographically last facet of full diameter would be $[t_0, t_2, \dots, t_d]$, where t_1 gets removed. Looking towards the generation problem, this observation translates to case 2 below - if the new vertex is $v_1 < v < v_2$, and all full length edges are of the form $[v_1, v_i]$ or $[v_1, v]$ (and all other new edges are shorter than α), then we get an appropriate new vertex to adjoin.

This second construction, however, fails if in τ there is exactly one full length edge, namely $[t_0, t_1]$. If this is the case, dropping either t_0 or t_1 gives us a facet with lower diameter

than α . So to get the lexicographically last facet with full diameter, we would then need to drop t_2 . This produces case 3, where new vertices to consider are precisely v such that $v_2 < v < v_3$ and all new distances are strictly shorter than α .

For an illustrative example of how this works in a simplex stream generation, going from $d - 1$ -simplices to their d -dimensional cofaces, consider the following figure:



If we are looking for possible vertices v to add, we would want to iterate through:

- All vertices $v < v_1$. If the thin edges are $\leq \alpha$, the vertex produces a coface at the correct point in the simplex stream.
- Because the longest edge in the figure is v_1v_2 , we can consider all vertices $v_1 < v < v_2$. If for these candidates, the thin edges all are $< \alpha$, except possibly for $[v, v_1]$ which can be $= \alpha$, these choices of new vertex will produce a coface at the correct point in the simplex stream.
- Because the longest edge is unique, and connects the two first vertices in the black triangle, we may here also consider new vertices $v_2 < v < v_3$. As long as all the thin edges are $< \alpha$, the vertex choice would produce a new coface at the correct point in the filtration.

Case 1: $v < v_1$

Similar to Bauer's approach for responsible-pair generation we consider as candidates all vertices $v < v_1$. Such a vertex produces a coface for which σ is the lexicographically last *full diameter* facet of $\sigma + v$, as long as $\sigma + v$ does not have a larger diameter than α . Establishing this corresponds to checking that all distances $d(v, v_i) \leq \alpha$.

Case 2: $v_1 < v < v_2$

This case we only need to evaluate if every full length edge in σ connects to v_1 . In this case, any vertex v between v_1 and v_2 could be a candidate producing a coface. We need to check that all full length edges in σ connect to v_1 , and also that $[v, v_1]$ is the only new edge that could have length α : all other $d(v, v_j) < \alpha$. These conditions ensure that for the produced coface τ , all full-length edges connect to the first vertex.

Case 3: $v_2 < v < v_3$:

This last case corresponds to the 3rd case in Theorem 3. This case only needs to be evaluated if v_1v_2 is the only full length edge in σ . For such σ , any vertex v between v_2 and v_3 could be a candidate producing a coface. We need to check for any candidate vertex that all edges from v to any vertex of σ is strictly shorter than α .

A different perspective may serve to develop the intuition: working in reverse from τ , the removal of v_0 and v_1 results in facets $(\tau - v_0)$ and $(\tau - v_1)$ respectively, neither of which are full diameter. As such, we select the next least vertex whose removal results in the full diameter facet $\tau - v$.

In Appendix A, we include a detailed worked example that illustrates how these candidate vertices emerge and can be checked.

2.3 Apparent Pairs

One of the fundamental breakthroughs in the Ripser approach was the early recognition of *apparent pairs* [5], that generate a 0-length cohomology interval without much influence on other parts of the computation, and therefore can be dropped from the computation without further processing.

We recall the definition of an apparent pair:

► **Definition 4.** *A pair of simplices $\sigma \subset \tau$ is an apparent pair if σ is the lexicographically last same-diameter facet of τ and τ is the lexicographically first same-diameter cofacet of σ .*

Bauer and Edelsbrunner [3] provide a discrete morse gradient field built from apparent pairs showing that they can be removed without influencing the resulting (co)homology computation.

The three coface generation cases we identify in Section 2 contribute to an approach for fast identification of an apparent pairing while generating a simplex stream:

If we find ourselves in case 1., with $\tau = [v, v_1, \dots, v_d]$ with diameter α , then clearly $\sigma = [v_1, \dots, v_d]$ is the lexicographically last full diameter facet. τ is in an apparent pair exactly when v is the first vertex within an α -neighborhood of σ .

In case 2., with $\tau = [v_0, v, v_2, \dots, v_d]$ with diameter α and all full-length edges connecting to v_0 , and at least one of these full-length edges connecting to some $v_j, j \neq 0$, this is in an apparent pair with $\sigma = [v_0, v_2, \dots, v_d]$ precisely if there are no vertices earlier than v in an α -neighborhood of σ .

In case 3., with $\tau = [v_0, v_1, v, v_3, \dots, v_d]$ with diameter α and exactly one full-length edge, namely v_0v_1 , this is an apparent pair with $\sigma = [v_0, v_1, v_3, \dots, v_d]$ precisely if there are no vertices earlier than v in an α -neighborhood of σ .

That these are the only cases needed to consider for apparent pairs follows from the following:

► **Proposition 5.** *A simplex $\tau = [v_0, \dots, v_d]$, with vertices written in increasing order, can be an apparent pair cofacet of exactly one of $[v_1, \dots, v_d]$, $[v_0, v_2, \dots, v_d]$ or $[v_0, v_1, v_3, \dots, v_d]$.*

Proof. The lexicographically last same-diameter facet of τ is $[v_1, \dots, v_d]$, except if the exclusion of v_0 lowers the diameter.

This exclusion lowers the diameter precisely if all full-length edges in τ connect to v_0 . If there is at least one such edge that does not connect to v_1 , the lexicographically last same-diameter facet of τ is $[v_0, v_2, \dots, v_d]$.

If the only full-length edge in τ is v_0v_1 , then the lexicographically last same-diameter facet is $[v_0, v_1, v_3, \dots, v_d]$.

For any other facet $[v_0, \dots, \hat{v}_j, \dots, v_d]$, there is a later facet given by one of these three, which has the same diameter by construction and comes later since $v_0 < v_1$ (for the first case), $v_1 < v_2$ (for the second case) or $v_2 < v_3$ (for the third case). ◀

2.4 Coboundary generation

We can use a similar approach to generate the collection of *all* cofacets of a given face, in filtration order. Each cofacet of a simplex σ is determined by a single vertex to be added, and the challenge here is to traverse these candidate vertices in order of maximal distance to the simplex.

To fix notation let us assume that we have a simplex σ , with diameter α , and we seek to enumerate its cofacets in filtration order.

Drawing on the suggestions in [1], we will assume that we for each vertex store its neighbors in distance order in a datastructure \mathcal{N} , so that $\mathcal{N}(v)$ is a sorted list of neighbors of v . We will write $\mathcal{N}(v)(\leq \alpha)$ for the prefix sublist of this list with distances at most α .

Our proposed approach for generating a full coboundary is specifically designed to quickly produce and report back an apparent pair, if the simplex is part of one.

Concretely this means that among the filtration value preserving vertices that can be added to σ , the cofacet τ is created by picking the last possible vertex. This picked vertex, in τ , needs to be the first possible vertex that can be dropped without reducing diameter.

2.4.1 Data structure choices

In our proposed coboundary algorithm, we maintain:

- For the underlying metric space, a lookup table (as an array of arrays, or as an associative array containing arrays, for instance) \mathcal{N} that for each vertex v produces a list of all other vertices in order of distance from v annotated with their distance to v . See Appendix A for a sketch of what this structure could look like.
- For each simplex σ we are working with, a collection (as an array, or an associative array containing integers) \mathcal{P} with one integer index for each vertex in σ so that $\mathcal{P}(v)$ is tracking how far through the sorted list in $\mathcal{N}(v)$ the algorithm has progressed so far.
- An associative array \mathcal{V} that to each vertex $w \notin \sigma$ that we inspect tracks how many times we have encountered w as a neighbor to some vertex in σ . If $\mathcal{V}(w) = |\sigma|$, we know that w is in the intersection of all the neighborhoods.

2.4.2 Traverse the α -neighborhoods of σ

As a first step, in order to report back potential apparent pairs, the algorithm needs to traverse the α -neighborhoods of all vertices of σ to find the smallest vertex in their intersection.

We do this by linear traversal, increasing the pointer index in $\mathcal{P}(v)$ and storing the vertices observed in a heap data structure \mathcal{V}_{L1} , in order to easily recover the observed elements in vertex order.

This initial traversal can then be described as in Algorithm 1.

■ **Algorithm 1** Initial traversal of the α -neighborhood of σ

```

for  $v \in \sigma$  do
     $i \leftarrow 0$ 
    while  $\mathcal{N}(v)(i)(\text{time}) < \alpha$  and  $i < |\mathcal{N}(v)|$  do
         $\mathcal{V}_{L1}.\text{enqueue}(\mathcal{N}(v)(i)(\text{vertex}))$ 
         $i \leftarrow i + 1$ 
     $\mathcal{P}(v) = i$ 

```

When Algorithm 1 returns, we have added all vertices in all α -neighborhoods of the vertices of σ to a heap. The next step is to pull from that heap, in vertex order, until we find the first vertex that is in all neighborhoods of the vertices of σ . We describe this in Algorithm 2.

After Algorithm 2 finishes, either \mathcal{V}_{L1} is empty, or w is the vertex that could produce an apparent pair. We can check for an apparent pair at this stage, and skip all the subsequent steps when we find one.

If we do want to continue past the apparent pair check, we will keep on moving vertices from \mathcal{V}_{L1} to \mathcal{V} , tracking whether the count in \mathcal{V} is large enough to indicate an element

■ **Algorithm 2** Finding the first vertex in the intersection of all neighborhoods.

```

while  $\mathcal{V}_{L1} \neq \emptyset$  do
   $w \leftarrow \mathcal{V}_{L1}.\text{pop}$ 
  if  $w \in \mathcal{V}$  then
     $\mathcal{V}(w) \leftarrow \mathcal{V}(w) + 1$ 
  else
     $\mathcal{V}(w) \leftarrow 1$ 
  if  $\mathcal{V}(w) = |\sigma|$  then
    break out of the while loop and return control

```

of the intersection. Each time we do find something in the intersection, we can add the cofacet to our output, and remove the entry in the vertex counting map. We describe this in Algorithm 3.

■ **Algorithm 3** Generating all the cofacets of diameter α . This algorithm benefits greatly from generating an **Iterator** and yielding control whenever \mathcal{O} receives an additional element.

Require: $w, \mathcal{V}_{L1}, \mathcal{V}, \mathcal{P}$ and \mathcal{N} as described above and corresponding to the end state of Algorithm 2.

```

 $\mathcal{O} \leftarrow \emptyset$ 
if  $|\mathcal{V}(w)| = |\sigma|$  then
   $\mathcal{V}.\text{remove}(w)$ 
   $\mathcal{O}.\text{append}(w)$ 
while  $\mathcal{V}_{L1} \neq \emptyset$  do
  if  $|\mathcal{V}(w)| = |\sigma|$  then
     $\mathcal{V}.\text{remove}(w)$ 
     $\mathcal{O}.\text{append}(w)$ 
   $w \leftarrow \mathcal{V}_{L1}.\text{pop}$ 
  if  $w \in \mathcal{V}$  then
     $\mathcal{V}(w) \leftarrow \mathcal{V}(w) + 1$ 
  else
     $\mathcal{V}(w) \leftarrow 1$ 

```

Algorithm 3 can also be written to instead first update all counts in \mathcal{V} , emptying out \mathcal{V}_{L1} entirely, and then picking out entries in \mathcal{V} of full size to add the results to \mathcal{O} .

At the end of Algorithm 3, all indexes in \mathcal{P} point to vertices that are not in the α -neighborhood of σ and \mathcal{O} has received all cofacets of diameter α . The final phase of the algorithm continues to advance whichever index in \mathcal{P} that points to a closest neighbor, updating \mathcal{V} and outputting whenever the new count in \mathcal{V} is equal to the simplex size. We describe this in Algorithm 4.

When any one of the indexes stored in \mathcal{P} is larger than the list that it is indexing into, we know that there can be no additional vertices under consideration other than the ones that are stored in \mathcal{P} . At this stage, we could either continue running Algorithm 4, ignoring any neighbor lists that have been exhausted and output vertices that do generate cofacets in filtration order, or we could go directly to the metric space representation and compute the diameters of the remaining potential cofacets directly, sort those, and output them.

■ **Algorithm 4** Generating all the cofacets of diameter greater than α .

Require: $w, \mathcal{V}, \mathcal{P}$ and \mathcal{N} as described above and corresponding to the end state of Algorithm 3.

```

loop
   $v \leftarrow \arg \min_{v \in \sigma} d(v, \mathcal{N}(v)(\mathcal{P}(v)))$ 
   $w \leftarrow \mathcal{N}(v)(\mathcal{P}(v))$ 
  if  $w \in \mathcal{V}$  then
     $\mathcal{V}(w) \leftarrow \mathcal{V}(w) + 1$ 
  else
     $\mathcal{V}(w) \leftarrow 1$ 
  if  $|\mathcal{V}(w)| = |\sigma|$  then
     $\mathcal{V}.\text{remove}(w)$ 
     $\mathcal{O}.\text{append}(w)$ 
   $\mathcal{P}(v) \leftarrow \mathcal{P}(v) + 1$ 
  if  $\mathcal{P}(v) \geq |\mathcal{N}(v)|$  then
    break out of the loop

```

3 Experiments

3.1 Simplex Stream generation

To test the performance of the filtration order approach to computing simplex streams, we draw on previous work on benchmarking TDA packages [6]. Based on their work, we are comparing computation times between our implementation of the approach used in Ripser, with our implementation of the method introduced in Section 2.2. We compute and traverse the Vietoris-Rips complex up to simplices of dimension 4 (for 25 or 50 data points) or up to simplex dimension 3 (for larger data sets) of point clouds sampled uniformly at random in the unit cube.

The resulting timings can be seen in Figure 1. Simplex dimensions 0 and 1 are handled by listing vertices and pairs of vertices directly, which gives the Ripser approach an edge with less setup work, but with increasing problem sizes that edge quickly goes away. From simplex dimension 2 and up, we see a consistent advantage to the in-order generation of about a factor $10\times$ across the board. There is no clear reason to believe that there is an asymptotic difference in complexity: slopes in these logarithmic-scaled graphs look very similar.

3.2 Apparent Pair detection

To measure the degree to which this approach improves on the detection of apparent pairs, we used the ScalaCheck library to generate random point clouds in \mathbb{R}^5 with between 25 and 250 points. Limiting the neighborhood searches to the minimum enclosing radius, we computed Vietoris-Rips cofacets. For each point cloud, we picked a random simplex and iterated through its cofacets, measuring how many vertices w were seen in the initiation phase. Recall that at the end of this phase, as described in Algorithm 1 and Algorithm 2, if there could be an apparent pair, we have the vertex that could produce it. Comparing the number of visited vertices to the index number of the resulting vertex gives us a comparison between our method and the index-ordered methods in Ripser for the speed of finding an Apparent Pair.

We show a comparison of the number of vertices visited to find an Apparent Pair candidate in Figure 2.

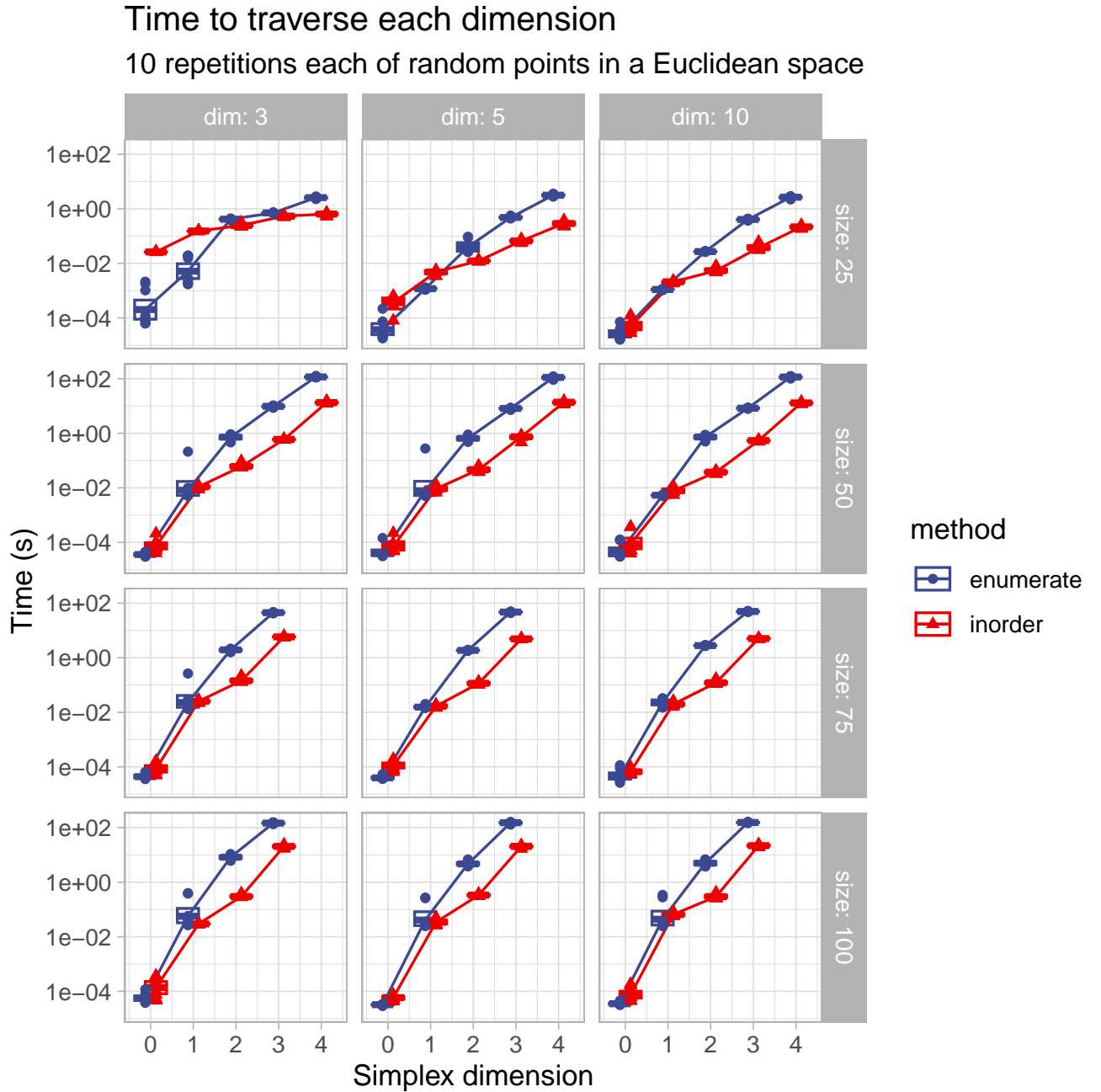


Figure 1 Time required to traverse each skeleton layer from 0 to 4 of a Vietoris-Rips complex on random points in \mathbb{R}^d . Mean and a non-parametric bootstrap confidence interval for the mean is displayed in the box, while each observation is a point: blue/left/round for the enumeration method used in Ripser and red/right/triangle for the method we propose here. Dimensions 0 and 1 are handled by directly writing vertex lists, or generating and sorting edges, while higher dimensions use the two different algorithms. Hence, the differences that can be seen in speeds for dimensions 0 and 1 are mainly due to a more elaborate setup for the inorder method.

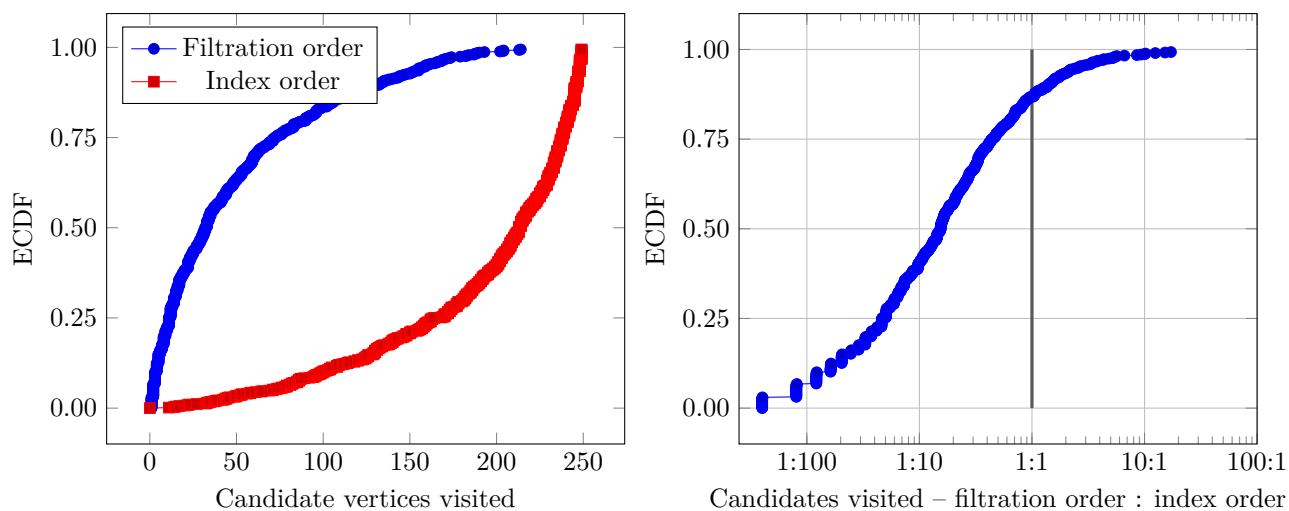


Figure 2 The number of vertices checked before a candidate for an Apparent Pair is found, compared between our method and the method used in Ripser.

We compare the two methods with two ECDF plots: in each plot, the curve indicates the proportion of observations with value less than or equal to the x -coordinate. To the left, simultaneous plots of the number of vertices visited before finding an Apparent Pair candidate, we see that the filtration order methods find Apparent Pair candidates vastly much faster than the Ripser methods. To the right, we show the paired behavior: for the same choice of complex and simplex, we take the ratio of the number of candidates visited for our method, divided by the number for the method in Ripser. We note that the break-even point is at around 80-85%: in the vast majority of cases, our method is faster, in some cases by several orders of magnitude.

4 Discussion

We have shown a method for generating a simplex stream for a Vietoris-Rips complex in filtration order, without requiring a separate sorting step. Timings experiments show a concrete speedup, both in generating and traversing the complex one dimension at a time, and in enabling significantly faster recognition of Apparent Pairs, that have proven together with the clear algorithm to be among the most significant improvements that made the Ripser software library leading in the field.

While this paper has been written in the context of Vietoris-Rips complexes, the authors believe that generalizations to clique complexes of other filtered graphs, or to Čech style complexes should be possible.

References

- 1 Manu Aggarwal and Vipul Periwal. Dory: Computation of persistence diagrams up to dimension two for Vietoris–Rips filtrations of large data sets. *Journal of Computational Science*, 79:102290, 2024.
- 2 Ulrich Bauer. Ripser: Efficient computation of Vietoris–Rips persistence barcodes. *Journal of Applied and Computational Topology*, 5(3):391–423, September 2021. doi:10.1007/s41468-021-00071-5.
- 3 Ulrich Bauer and Herbert Edelsbrunner. The Morse theory of Čech and Delaunay complexes. *Transactions of the American Mathematical Society*, 369(5):3741–3762, 2017.
- 4 Ulrich Bauer, Michael Kerber, and Jan Reininghaus. Clear and Compress: Computing Persistent Homology in Chunks. In Peer-Timo Bremer, Ingrid Hotz, Valerio Pascucci, and Ronald Peikert, editors, *Topological Methods in Data Analysis and Visualization III*, pages 103–117. Springer International Publishing, Cham, 2014. doi:10.1007/978-3-319-04099-8_7.
- 5 Ulrich Bauer and Fabian Roll. Gromov hyperbolicity, geodesic defect, and apparent pairs in vietoris-rips filtrations. *arXiv preprint arXiv:2112.06781*, 2021.
- 6 Eashwar V. Somasundaram, Shael E. Brown, Adam Litzler, Jacob G. Scott, and Raoul R. Wadhwa. Benchmarking r packages for calculation of persistent homology. *The R Journal*, 13:184–193, 2021. https://rjournal.github.io/.
- 7 Afra Zomorodian. Fast construction of the Vietoris-Rips complex. *Computers & Graphics*, 34(3):263–271, June 2010. doi:10.1016/j.cag.2010.03.007.

A Worked example

Consider 8 points distributed evenly on the unit circle, and their Vietoris-Rips complex. They have distance matrix:

$$\text{dist} = \begin{pmatrix} 0.00 & 0.77 & 1.41 & 1.85 & 2.00 & 1.85 & 1.41 & 0.77 \\ 0.77 & 0.00 & 0.77 & 1.41 & 1.85 & 2.00 & 1.85 & 1.41 \\ 1.41 & 0.77 & 0.00 & 0.77 & 1.41 & 1.85 & 2.00 & 1.85 \\ 1.85 & 1.41 & 0.77 & 0.00 & 0.77 & 1.41 & 1.85 & 2.00 \\ 2.00 & 1.85 & 1.41 & 0.77 & 0.00 & 0.77 & 1.41 & 1.85 \\ 1.85 & 2.00 & 1.85 & 1.41 & 0.77 & 0.00 & 0.77 & 1.41 \\ 1.41 & 1.85 & 2.00 & 1.85 & 1.41 & 0.77 & 0.00 & 0.77 \\ 0.77 & 1.41 & 1.85 & 2.00 & 1.85 & 1.41 & 0.77 & 0.00 \end{pmatrix}$$

The Dory-style neighborhood lists \mathcal{N} are:

XX:12 Filtration Order Coface Generation Algorithm

$\begin{pmatrix} 0.00 \\ 0 \end{pmatrix}$	$\begin{pmatrix} 0.77 \\ 1 \end{pmatrix}$	$\begin{pmatrix} 0.77 \\ 7 \end{pmatrix}$	$\begin{pmatrix} 1.41 \\ 2 \end{pmatrix}$	$\begin{pmatrix} 1.41 \\ 6 \end{pmatrix}$	$\begin{pmatrix} 1.85 \\ 3 \end{pmatrix}$	$\begin{pmatrix} 1.85 \\ 5 \end{pmatrix}$	$\begin{pmatrix} 2.00 \\ 4 \end{pmatrix}$
$\begin{pmatrix} 0.00 \\ 1 \end{pmatrix}$	$\begin{pmatrix} 0.77 \\ 0 \end{pmatrix}$	$\begin{pmatrix} 0.77 \\ 2 \end{pmatrix}$	$\begin{pmatrix} 1.41 \\ 3 \end{pmatrix}$	$\begin{pmatrix} 1.41 \\ 7 \end{pmatrix}$	$\begin{pmatrix} 1.85 \\ 4 \end{pmatrix}$	$\begin{pmatrix} 1.85 \\ 6 \end{pmatrix}$	$\begin{pmatrix} 2.00 \\ 5 \end{pmatrix}$
$\begin{pmatrix} 0.00 \\ 2 \end{pmatrix}$	$\begin{pmatrix} 0.77 \\ 1 \end{pmatrix}$	$\begin{pmatrix} 0.77 \\ 3 \end{pmatrix}$	$\begin{pmatrix} 1.41 \\ 0 \end{pmatrix}$	$\begin{pmatrix} 1.41 \\ 4 \end{pmatrix}$	$\begin{pmatrix} 1.85 \\ 5 \end{pmatrix}$	$\begin{pmatrix} 1.85 \\ 7 \end{pmatrix}$	$\begin{pmatrix} 2.00 \\ 6 \end{pmatrix}$
$\begin{pmatrix} 0.00 \\ 3 \end{pmatrix}$	$\begin{pmatrix} 0.77 \\ 4 \end{pmatrix}$	$\begin{pmatrix} 0.77 \\ 2 \end{pmatrix}$	$\begin{pmatrix} 1.41 \\ 1 \end{pmatrix}$	$\begin{pmatrix} 1.41 \\ 5 \end{pmatrix}$	$\begin{pmatrix} 1.85 \\ 6 \end{pmatrix}$	$\begin{pmatrix} 1.85 \\ 0 \end{pmatrix}$	$\begin{pmatrix} 2.00 \\ 7 \end{pmatrix}$
$\begin{pmatrix} 0.00 \\ 4 \end{pmatrix}$	$\begin{pmatrix} 0.77 \\ 3 \end{pmatrix}$	$\begin{pmatrix} 0.77 \\ 5 \end{pmatrix}$	$\begin{pmatrix} 1.41 \\ 2 \end{pmatrix}$	$\begin{pmatrix} 1.41 \\ 6 \end{pmatrix}$	$\begin{pmatrix} 1.85 \\ 1 \end{pmatrix}$	$\begin{pmatrix} 1.85 \\ 7 \end{pmatrix}$	$\begin{pmatrix} 2.00 \\ 0 \end{pmatrix}$
$\begin{pmatrix} 0.00 \\ 5 \end{pmatrix}$	$\begin{pmatrix} 0.77 \\ 6 \end{pmatrix}$	$\begin{pmatrix} 0.77 \\ 4 \end{pmatrix}$	$\begin{pmatrix} 1.41 \\ 3 \end{pmatrix}$	$\begin{pmatrix} 1.41 \\ 7 \end{pmatrix}$	$\begin{pmatrix} 1.85 \\ 0 \end{pmatrix}$	$\begin{pmatrix} 1.85 \\ 2 \end{pmatrix}$	$\begin{pmatrix} 2.00 \\ 1 \end{pmatrix}$
$\begin{pmatrix} 0.00 \\ 6 \end{pmatrix}$	$\begin{pmatrix} 0.77 \\ 5 \end{pmatrix}$	$\begin{pmatrix} 0.77 \\ 7 \end{pmatrix}$	$\begin{pmatrix} 1.41 \\ 0 \end{pmatrix}$	$\begin{pmatrix} 1.41 \\ 4 \end{pmatrix}$	$\begin{pmatrix} 1.85 \\ 3 \end{pmatrix}$	$\begin{pmatrix} 1.85 \\ 1 \end{pmatrix}$	$\begin{pmatrix} 2.00 \\ 2 \end{pmatrix}$
$\begin{pmatrix} 0.00 \\ 7 \end{pmatrix}$	$\begin{pmatrix} 0.77 \\ 6 \end{pmatrix}$	$\begin{pmatrix} 0.77 \\ 0 \end{pmatrix}$	$\begin{pmatrix} 1.41 \\ 5 \end{pmatrix}$	$\begin{pmatrix} 1.41 \\ 1 \end{pmatrix}$	$\begin{pmatrix} 1.85 \\ 2 \end{pmatrix}$	$\begin{pmatrix} 1.85 \\ 4 \end{pmatrix}$	$\begin{pmatrix} 2.00 \\ 3 \end{pmatrix}$

A.1 Simplex Stream generation

Dim 0

Just the vertices.

$$\mathcal{O} = [[0], [1], [2], [3], [4], [5], [6], [7]]$$

Dim 1

Edges, in sorted order.

$$\begin{aligned} \mathcal{O} = & [[0, 1], [0, 7], [1, 2], [2, 3], [3, 4], [4, 5], [5, 6], [6, 7], \\ & [0, 2], [0, 6], [1, 3], [2, 4], [3, 5], [4, 6], [5, 7], \\ & [0, 3], [0, 5], [1, 4], [2, 5], [3, 6], [4, 7], \\ & [0, 4], [1, 5], [2, 6], [3, 7]] \end{aligned}$$

Dim 2

These are the vertices to be considered in each case: for vertices in Case 1 we only need to check that they are non-expanding; in Case 2 that all longest edges connect to the first vertex; in Case 3 that no new edges are full length.

σ	Case 1	Case 2	Case 3	\mathcal{O}	Comment
[0, 1]			2,3,4,5,6,7		
[0, 7]		1,2,3,4,5,6			
[1, 2]	0		3,4,5,6,7		
[2, 3]	0,1		4,5,6,7		
[3, 4]	0,1,2		5,6,7		
[4, 5]	0,1,2,3		6,7		
[5, 6]	0,1,2,3,4		7		
[6, 7]	0,1,2,3,4,5				
[0, 2]		1	3,4,5,6,7	1	
[0, 6]		1,2,3,4,5	7	7	
[1, 3]	0	2	4,5,6,7	2	
[1, 7]	0	2,3,4,5,6		0	
[2, 4]	0,1	3	5,6,7	3	
[3, 5]	0,1,2	4	6,7	4	
[4, 6]	0,1,2,3	5	7	5	
[5, 7]	0,1,2,3,4	6		6	
[0, 3]		1,2	4,5,6,7	1,2	a)
[0, 5]		1,2,3,4	6,7	3,6,7	
[1, 4]	0	2,3	5,6,7	2,3,7	b)
[1, 6]	0	2,3,4,5	7	0,4,7	
[2, 5]	0,1	3,4	6,7	0,3,4	
[2, 7]	0,1	3,4,5,6		0,1,5	
[3, 6]	0,1,2	4,5	7	0,1,4,5	
[4, 7]	0,1,2,3	5,6		1,2,5,6	
[0, 4]		1,2,3	5,6,7	1,2,3,5,6,7	
[1, 5]	0	2,3,4	6,7	0,2,3,4,6,7	
[2, 6]	0,1	3,4,5	7	0,1,3,4,5,7	
[3, 7]	0,1,2	4,5,6		0,1,2,4,5,6	

a) $\alpha = 1.85$ so both 5 and 6 are non-expanding; only 5 makes $[0, 3]$ the unique longest edge in the result.

b) Since $d(0, 4) = 2.00$, the option 0 is not non-expanding. The option 6 brings in too many longest edges, while 7 keeps $[1, 4]$ the unique longest edge.

Dim 3

In this table, we highlight options that can be skipped completely due to the structure of σ ; as in the case of $[0, 1, 7]$, where $d(0, 1)$ is already less than $d(0, 7)$, so in no cofacet of $[0, 1, 7]$ is $[0, 1]$ the *unique* longest edge; or in the case of $[1, 4, 7]$ where both $[1, 4]$ and $[4, 7]$ are longest edges, so it in no cofacet of $[1, 4, 7]$ do all longest edges connect to 1.

XX:14 Filtration Order Coface Generation Algorithm

σ	Case 1	Case 2	Case 3	\mathcal{O}
[0, 1, 2]				
[0, 6, 7]		1,2,3,4,5		
[1, 2, 3]	0			
[0, 1, 7]			2,3,4,5,6	
[2, 3, 4]	0,1			
[3, 4, 5]	0,1,2			
[4, 5, 6]	0,1,2,3			
[5, 6, 7]	0,1,2,3,4			
[0, 1, 3]			2	
[0, 2, 3]		1		1
[0, 2, 5]		1	3,4	
[0, 3, 5]		1,2	4	
[0, 5, 6]		1,2,3,4		
[0, 5, 7]		1,2,3,4	6	6
[1, 2, 4]	0		3	
[1, 3, 4]	0	2		2
[1, 4, 7]	0	2,3	5,6	
[0, 1, 6]			2,3,4,5	
[1, 4, 6]	0	2,3	5	
[1, 6, 7]	0	2,3,4,5		0
[0, 2, 5]		1	3,4	
[2, 3, 5]	0,1		4	
[2, 4, 5]	0,1	3		3
[0, 2, 7]		1	3,4,5,6	
[1, 2, 7]	0		3,4,5,6	0
[2, 5, 7]	0,1	3,4	6	0
[0, 3, 6]		1,2	4,5	
[1, 3, 6]	0	2	4,5	0
[3, 4, 6]	0,1,2		5	1
[3, 5, 6]	0,1,2	4		4
[1, 4, 7]	0	2,3	5,6	
[2, 4, 7]	0,1	3	5,6	1
[4, 5, 7]	0,1,2,3		6	2
[4, 6, 7]	0,1,2,3	5		1,5

σ	Case 1	Case 2	Case 3	\mathcal{O}
[0, 1, 4]			2,3	
[0, 2, 4]		1	3	1
[0, 3, 4]		1,2		1,2
[0, 4, 5]		1,2,3		2,3
[0, 4, 6]		1,2,3	5	1,3,5
[0, 4, 7]		1,2,3	5,6	1,2,5,6
[0, 1, 5]			2,3,4	
[1, 2, 5]	0		3,4	0
[1, 3, 5]	0	2	4	0,2
[1, 4, 5]	0	2,3		0,2,3
[1, 5, 6]	0	2,3,4		0,3,4
[1, 5, 7]	0	2,3,4	6	0,2,6
[0, 2, 6]		3,4,5	7	
[1, 2, 6]	0		3,4,5	0
[2, 3, 6]	0,1		4,5	0,1
[2, 4, 6]	0,1	3	5	0,1,3
[2, 5, 6]	0,1	3,4		0,1,3,4
[2, 6, 7]	0,1	3,4,5		0,1,4,5
[0, 3, 7]		1,2	4,5,6	
[1, 3, 7]	0	2	4,5,6	0
[2, 3, 7]	0,1		4,5,6	0,1
[3, 4, 7]	0,1,2		5,6	0,1,2
[3, 5, 7]	0,1,2	4	6	0,1,2,4
[3, 6, 7]	0,1,2	4,5		0,1,2,4,5

A.2 Apparent Pairs and Coboundary Generation

Suppose we are looking for cofacets of [013]. This simplex has diameter 1.85.

Algorithm 1

$$v = 0$$

$$\mathcal{N}(v) = \begin{pmatrix} 0.00 \\ 0 \end{pmatrix} \quad \begin{pmatrix} 0.77 \\ 1 \end{pmatrix} \quad \begin{pmatrix} 0.77 \\ 7 \end{pmatrix} \quad \begin{pmatrix} 1.41 \\ 2 \end{pmatrix} \quad \begin{pmatrix} 1.41 \\ 6 \end{pmatrix} \quad \begin{pmatrix} 1.85 \\ 3 \end{pmatrix} \quad \begin{pmatrix} 1.85 \\ 5 \end{pmatrix} \quad \begin{pmatrix} 2.00 \\ 4 \end{pmatrix}$$

$i = 5 \quad \mathcal{V}_{L1} = [0, 1, 2, 6, 7] \quad \mathcal{P} = [0 \rightarrow 5]$

$$v = 1$$

$$\mathcal{N}(v) = \begin{pmatrix} 0.00 \\ 1 \end{pmatrix} \quad \begin{pmatrix} 0.77 \\ 0 \end{pmatrix} \quad \begin{pmatrix} 0.77 \\ 2 \end{pmatrix} \quad \begin{pmatrix} 1.41 \\ 3 \end{pmatrix} \quad \begin{pmatrix} 1.41 \\ 7 \end{pmatrix} \quad \begin{pmatrix} 1.85 \\ 4 \end{pmatrix} \quad \begin{pmatrix} 1.85 \\ 6 \end{pmatrix} \quad \begin{pmatrix} 2.00 \\ 5 \end{pmatrix}$$

$$i = 5 \quad \mathcal{V}_{L1} = [0, 0, 1, 1, 2, 2, 3, 6, 7, 7] \quad \mathcal{P} = [0 \rightarrow 5, 1 \rightarrow 5]$$

$$v = 3$$

$$\mathcal{N}(v) = \begin{pmatrix} 0.00 \\ 3 \end{pmatrix} \quad \begin{pmatrix} 0.77 \\ 4 \end{pmatrix} \quad \begin{pmatrix} 0.77 \\ 2 \end{pmatrix} \quad \begin{pmatrix} 1.41 \\ 1 \end{pmatrix} \quad \begin{pmatrix} 1.41 \\ 5 \end{pmatrix} \quad \begin{pmatrix} 1.85 \\ 6 \end{pmatrix} \quad \begin{pmatrix} 1.85 \\ 0 \end{pmatrix} \quad \begin{pmatrix} 2.00 \\ 7 \end{pmatrix}$$

$$i = 5 \quad \mathcal{V}_{L1} = [0, 0, 1, 1, 1, 2, 2, 2, 3, 3, 4, 5, 6, 7, 7] \quad \mathcal{P} = [0 \rightarrow 5, 1 \rightarrow 5, 3 \rightarrow 5]$$

Algorithm 2

w	\mathcal{V}_{L1}	\mathcal{V}
0	[0, 1, 1, 1, 2, 2, 2, 3, 3, 4, 5, 6, 7, 7]	[0 → 1]
0	[1, 1, 1, 2, 2, 2, 3, 3, 4, 5, 6, 7, 7]	[0 → 2]
1	[1, 1, 2, 2, 2, 3, 3, 4, 5, 6, 7, 7]	[0 → 2, 1 → 1]
1	[1, 2, 2, 2, 3, 3, 4, 5, 6, 7, 7]	[0 → 2, 1 → 2]
1	[2, 2, 2, 3, 3, 4, 5, 6, 7, 7]	[0 → 2, 1 → 3]
2	[2, 2, 3, 3, 4, 5, 6, 7, 7]	[0 → 2, 1 → 3, 2 → 1]
2	[2, 3, 3, 4, 5, 6, 7, 7]	[0 → 2, 1 → 3, 2 → 2]
2	[3, 3, 4, 5, 6, 7, 7]	[0 → 2, 1 → 3, 2 → 3]

Here, we break out of the loop, and return 2 as a candidate apparent pair vertex, for the coface [0123]. The preceding 1 that also counted to 3 is ignored since it is one of the vertices of our query simplex.

Algorithm 3

w	\mathcal{V}_{L1}	\mathcal{V}	\mathcal{O}
3	[3, 4, 5, 6, 7, 7]	[0 → 2, 1 → 3, 2 → 3, 3 → 1]	[2]
3	[4, 5, 6, 7, 7]	[0 → 2, 1 → 3, 2 → 3, 3 → 2]	[2]
4	[5, 6, 7, 7]	[0 → 2, 1 → 3, 2 → 3, 3 → 2, 4 → 1]	[2]
5	[6, 7, 7]	[0 → 2, 1 → 3, 2 → 3, 3 → 2, 4 → 1, 5 → 1]	[2]
6	[7, 7]	[0 → 2, 1 → 3, 2 → 3, 3 → 2, 4 → 1, 5 → 1, 6 → 1]	[2]
7	[7]	[0 → 2, 1 → 3, 2 → 3, 3 → 2, 4 → 1, 5 → 1, 6 → 1, 7 → 1]	[2]
7	[]	[0 → 2, 1 → 3, 2 → 3, 3 → 2, 4 → 1, 5 → 1, 6 → 1, 7 → 2]	[2]

Algorithm 4

\mathcal{P}	$\mathcal{N}(v)(\mathcal{P}(v))$	w	\mathcal{V}	\mathcal{O}
$[0 \rightarrow 5, 1 \rightarrow 5, 3 \rightarrow 5]$	$\begin{pmatrix} 1.85 \\ 3 \end{pmatrix} \begin{pmatrix} 1.85 \\ 4 \end{pmatrix} \begin{pmatrix} 1.85 \\ 6 \end{pmatrix}$	3	$[0 \rightarrow 2, 3 \rightarrow 3, 4 \rightarrow 1, 5 \rightarrow 1, 6 \rightarrow 1, 7 \rightarrow 2]$	[2]
$[0 \rightarrow 6, 1 \rightarrow 5, 3 \rightarrow 5]$	$\begin{pmatrix} 1.85 \\ 5 \end{pmatrix} \begin{pmatrix} 1.85 \\ 4 \end{pmatrix} \begin{pmatrix} 1.85 \\ 6 \end{pmatrix}$	4	$[0 \rightarrow 2, 4 \rightarrow 2, 5 \rightarrow 1, 6 \rightarrow 1, 7 \rightarrow 2]$	[2]
$[0 \rightarrow 6, 1 \rightarrow 6, 3 \rightarrow 5]$	$\begin{pmatrix} 1.85 \\ 5 \end{pmatrix} \begin{pmatrix} 1.85 \\ 6 \end{pmatrix} \begin{pmatrix} 1.85 \\ 6 \end{pmatrix}$	5	$[0 \rightarrow 2, 4 \rightarrow 2, 5 \rightarrow 2, 6 \rightarrow 1, 7 \rightarrow 2]$	[2]
$[0 \rightarrow 7, 1 \rightarrow 6, 3 \rightarrow 5]$	$\begin{pmatrix} 2.00 \\ 4 \end{pmatrix} \begin{pmatrix} 1.85 \\ 6 \end{pmatrix} \begin{pmatrix} 1.85 \\ 6 \end{pmatrix}$	6	$[0 \rightarrow 2, 4 \rightarrow 2, 5 \rightarrow 2, 6 \rightarrow 2, 7 \rightarrow 2]$	[2]
$[0 \rightarrow 7, 1 \rightarrow 7, 3 \rightarrow 5]$	$\begin{pmatrix} 2.00 \\ 4 \end{pmatrix} \begin{pmatrix} 2.00 \\ 5 \end{pmatrix} \begin{pmatrix} 1.85 \\ 6 \end{pmatrix}$	6	$[0 \rightarrow 2, 4 \rightarrow 2, 5 \rightarrow 2, 6 \rightarrow 3, 7 \rightarrow 2]$	[2, 6]
$[0 \rightarrow 7, 1 \rightarrow 7, 3 \rightarrow 6]$	$\begin{pmatrix} 2.00 \\ 4 \end{pmatrix} \begin{pmatrix} 2.00 \\ 5 \end{pmatrix} \begin{pmatrix} 1.85 \\ 0 \end{pmatrix}$	0	$[0 \rightarrow 3, 4 \rightarrow 2, 5 \rightarrow 2, 7 \rightarrow 2]$	[2, 6]
$[0 \rightarrow 7, 1 \rightarrow 7, 3 \rightarrow 7]$	$\begin{pmatrix} 2.00 \\ 4 \end{pmatrix} \begin{pmatrix} 2.00 \\ 5 \end{pmatrix} \begin{pmatrix} 2.00 \\ 7 \end{pmatrix}$	4	$[4 \rightarrow 3, 5 \rightarrow 2, 7 \rightarrow 2]$	[2, 6, 4]
$[0 \rightarrow 8, 1 \rightarrow 7, 3 \rightarrow 7]$	$\begin{pmatrix} 2.00 \\ 5 \end{pmatrix} \begin{pmatrix} 2.00 \\ 7 \end{pmatrix}$	5	$[5 \rightarrow 3, 7 \rightarrow 2]$	[2, 6, 4, 5]
$[0 \rightarrow 8, 1 \rightarrow 8, 3 \rightarrow 7]$	$\begin{pmatrix} 2.00 \\ 7 \end{pmatrix}$	7	$[7 \rightarrow 3]$	[2, 6, 4, 5, 7]
$[0 \rightarrow 8, 1 \rightarrow 8, 3 \rightarrow 8]$			\square	[2, 6, 4, 5, 7]

Each row in this last table shows: the state of \mathcal{P} at the beginning, the three neighbors of the vertices pointed to by the indices in \mathcal{P} , the resulting choice for w , the table \mathcal{V} after updating and finally the output queue after catching and outputting any vertex not in the simplex $[013]$ that accumulates a total count of 3.

The last row described in the table documents the state of all the data structures involved after the algorithm returns.